

UPDATED: 2026-11-22

TECHNICAL MANUAL

NOKIAN HEAVY TYRES

nokian® TYRES

TABLE OF CONTENTS

FORESTRY 5
TR FOREST 7
FOREST KING T 20
LOGGER KING LS-2 EXTREME 23

AGRICULTURAL AND CONTRACTING 26
TRI 2 EXTREME STEEL 28
CT 36
ELS 39
COUNTRY KING 44

UNDERGROUND MINING 49
ARMOR GARD MINE 51
MINE E-3 55
NORDMAN MINE E-4 58

PORTS AND TERMINALS 61
HTS E-4 63
HTS E-3 68
RTG 71
NORDMAN HARBOUR 74
HTS L-4S 77

EARTHMOVING AND ROAD MAINTENANCE 81
GRS 83
EXCAVATOR 87

ALL TERRAIN TRUCKS AND MILITARY VEHICLES 92
MPT AGILE 94

TRUCKS AND BUSES 97
HAKKAPELIITTA CITY BUS 100
HAKKAPELIITTA TRUCK F2 102
HAKKA TRUCK COACH 105
HAKKA TRUCK STEER 107
E-TRUCK STEER 110
E-TRUCK STEER 17.5 113
E-TRUCK STEER 19.5 115
R-TRUCK STEER 117
HAKKAPELIITTA TRUCK D 119
HAKKAPELIITTA TRUCK E2 121
HAKKA TRUCK DRIVE 123
E-TRUCK DRIVE 126
E-TRUCK DRIVE 17.5 129
E-TRUCK DRIVE 19.5 131
R-TRUCK DRIVE 133
HAKKAPELIITTA TRUCK T 135
HAKKA TRUCK 844 137
HAKKA TRUCK 844+ 139

nokian® TYRES

HAKKA TRUCK TRAILER 141
E-TRUCK TRAILER 143
R-TRUCK TRAILER 146
HAKKAPELIITTA TRUCK D2 148

GENERAL INFO 150
TIRE MARKINGS 151
TIRE STRUCTURES 158
INFLATION PRESSURE 159
LIQUID AND SALT BALLASTING 161
TRACTOR AND LOADER TIRES FOR WINTER APPLICATION 162
NON-SKID CHAINS 164
TRACKS 165
RIMS 166
RIM MARKINGS 167
WHEEL STUD HOLES AND COUNTERSINKS 168
RIM CONTOURS 172
WHEEL MAIN DIMENSIONS 173
WHEEL PARTS / COMPONENTS 174
FORESTRY RIMS 175
KNURLING 176
TUBELESS FORESTRY RIMS 177
INDUSTRIAL AND EM MULTI-PIECE WHEELS 178
FLAPS AND O-RINGS 180
INSPECTIONS ON RIMS 183
TIRE MOUNTING CLAMPS 184
TUBES AND VALVES 186

TIRE CHOICE AND INFLATION PRESSURES BY APPLICATION 187
GROUND CONTACT PRESSURE COMPARISON 233
CONTACT AREAS ON A HARD DRIVING SURFACE 239
STUDS AND CHAINS 242
MPT AGILE STUD RECOMMENDATIONS 246
MOUNTING TIRES ON FOUR WHEEL DRIVE TRACTORS 247
MINE TIRE MAINTENANCE 249
HAKKAPELIITTA LOADER INFLATION PRESSURE RECOMMENDATIONS FOR DIFFERENT WHEEL LOADERS 250

nokian TYRES

GROUND KARE AND EXCAVATOR MOUNTING RECOMMENDATIONS 253
NOKIAN TYRES INTUITU™ SMART TIRES 255
REGROOVING OF NOKIAN TYRES TRUCK AND BUS TIRES 258
REGROOVING RECOMMENDATIONS 259
STUDDING OF NOKIAN TYRES HAKKAPELIITTA TRUCK BRANDED TIRES 262
AREAS OF USE AND EU LABEL INFO 263
HOW TO USE LOAD CAPACITY TABLES 265
LIMITED WARRANTY 267
GENERAL TERMS OF DELIVERY 268



FORESTRY

The unique qualities of Nokian forestry tires arise from decades of experience on the forestry machinery and the extreme working conditions. This continuous forefront product development is based on close dialogue with customers and the respect for the nature. Understanding the application leads to high quality products giving customers added value in safety, reliability and cost per hour.

nokian TYRES

FORESTRY TIRES

TRACTOR



7
Nokian Tyres TR Forest

OTHER VEHICLES



20
Nokian Tyres Forest King T



23
Nokian Tyres Logger King LS-2 Extreme

NOKIAN TYRES TR FOREST

RELIABLE TIRE FOR TRACTORS IN FORESTRY USE

- Tread pattern giving excellent traction
- Good self cleaning properties
- Tread compound developed especially for forestry use



AVAILABLE SIZES

- 12.4-24 - T482192
- 13.6-24 - T482198
- 14.9-24 - T482220
- 13.6-28 - T483150
- 14.9-28 - T445409
- 16.9-28 - T483301
- 16.9-30 - T483810
- 16.9-34 - T484390
- 18.4-34 - T484420
- 18.4-38 - T485430
- 20.8-38 - T485450

NOKIAN TYRES TR FOREST

ALL SIZES

Product code	Size	LI/SS	Ply rating	TL/ TT	Rim	Permitted rims	Width (mm)	Diameter (mm)	Loaded static radius (mm)	Rolling circum-ference (mm)	Pressure (kPa)	Max. inflation pressure (kPa)	Tread depth (mm)	Tread code	Tube product code	Load capacity for forestry service (lt), kg	Load capacity for road, kg				
																Speed (km/h)	Speed (km/h)				
																10	10	20	30	40	50
T482192	12.4-24	128A8 (125B)	12	TT	DW11	DW10, W11, W10, W9	312	1156	538	3443	350	350	41	R-1	T55100	2215	2700	2215	1930	1800	1640
T482198	13.6-24	128A8 (125B)	10	TT	DW12	DW11, W12, W11	342	1183	548	3512	250	250	46	R-1	T55105	2215	2700	2215	1930	1800	1640
T482220	14.9-24	138A8 (134B)	14	TT	DW13	DW12, W13, W12, W11	375	1262	582	3707	300	300	44	R-1	T55112	2905	3540	2905	2530	2360	2150
T483150	13.6-28	130A8 (127B)	10	TT	DW12	DW11, W12, W11	336	1321	609	3934	250	250	33	R-1	T55105	2335	2850	2335	2040	1900	1730
T445409	14.9-28	140A8 (137B)	14	TT	DW13	DW12, W13, W12, W11	390	1353	635	4065	300	300	38	R-1	T55351	3075	3750	3075	2680	2500	2280
T483301	16.9-28	145A8 (142B)	14	TT	DW15	DW14, W15L, W14L	440	1426	662	4291	270	270	42	R-1	T55370	3565	4350	3565	3120	2900	2640
T483810	16.9-30	144A8 (141B)	14	TT	DW15	DW14, W15L, W14L	434	1465	683	4361	260	260	45	R-1	T55371	3445	4200	3445	3000	2800	2550
T484390	16.9-34	146A8 (143B)	14	TT	DW15	DW14, W15L, W14L	432	1562	742	4599	260	260	45	R-1	T55391	3690	4500	3690	3220	3000	2730
T484420	18.4-34	154A8 (151B)	14	TT	DW16	DW15, W16L, W15L	478	1629	765	4825	260	260	48	R-1	T55391	4615	5625	4615	4020	3750	3420
T485430	18.4-38	155A8 (152B)	14	TT	DW16	DW15, W16L, W15L	468	1738	819	5150	260	260	53	R-1	T55430	4765	5815	4765	4160	3875	3540
T485450	20.8-38	159A8 (156B)	14	TT	DW18	DW16, W18L, W16L	538	1825	853	5510	230	230	53	R-1		5380	6565	5380	4700	4375	4000

NOKIAN TYRES TR FOREST 12.4-24 - T482192

Product code	Size	LI/SS	Ply rating	TL/ TT	Rim	Permitted rims	Width (mm)	Diameter (mm)	Loaded static radius (mm)	Rolling circum-ference (mm)	Pressure (kPa)	Max. inflation pressure (kPa)	Tread depth (mm)	Tread code	Tube product code
T482192	12.4-24	128A8 (125B)	12	TT	DW11	DW10, W11, W10, W9	312	1156	538	3443	350	350	41	R-1	T55100

LOAD CAPACITY FOR TRACTOR, KG

Pressure (kPa)	Forestry service (LT)	Road				
	10 km/h LT	10 km/h LT	20 km/h	30 km/h 10 HT	40 km/h	50 km/h
120	1255	1530	1255	1090	1020	930
160	1525	1860	1525	1325	1240	1130
200	1685	2055	1685	1465	1370	1245
240	1785	2175	1785	1550	1450	1320
280	1960	2395	1960	1705	1595	1450
320	2115	2580	2115	1840	1720	1565
350	2215	2700	2215	1930	1800	1640

WATER AND SALT BALLASTING

Tire volume 100%		Water filling 75%		Water/salt filling (75% / -30°C)				Total weight increase	
				Water		Salt			
Litres	Gallons	Litres	Gallons	Litres	Gallons	kg	lbs	kg	lbs
150	40	113	30	92	24	47	104	139	306

(CaCl2, 75%, -30°C) Always use a tube when filled with water/salt.

TUBES AND VALVES

Tube product code	Tube valve
T55100	TR218A

STUDDABLE

Studdable	Number of studs
Yes	108 pcs

NOKIAN TYRES TR FOREST 13.6-24 - T482198

Product code	Size	LI/SS	Ply rating	TL/ TT	Rim	Permitted rims	Width (mm)	Diameter (mm)	Loaded static radius (mm)	Rolling circum-ference (mm)	Pressure (kPa)	Max. inflation pressure (kPa)	Tread depth (mm)	Tread code	Tube product code
T482198	13.6-24	128A8 (125B)	10	TT	DW12	DW11, W12, W11	342	1183	548	3512	250	250	46	R-1	T55105

LOAD CAPACITY FOR TRACTOR, KG

Pressure (kPa)	Forestry service (LT)	Road				
	10 km/h LT	10 km/h LT	20 km/h	30 km/h 10 HT	40 km/h	50 km/h
120	1520	1855	1520	1320	1235	1125
160	1855	2265	1855	1615	1510	1375
200	2035	2485	2035	1770	1655	1505
250	2215	2700	2215	1930	1800	1640

WATER AND SALT BALLASTING

Tire volume 100%		Water filling 75%		Water/salt filling (75% / -30°C)				Total weight increase	
				Water		Salt			
Litres	Gallons	Litres	Gallons	Litres	Gallons	kg	lbs	kg	lbs
180	48	135	36	111	29	56	124	167	368

(CaCl2, 75%, -30°C) Always use a tube when filled with water/salt.

TUBES AND VALVES

Tube product code	Tube valve
T55105	TR218A

STUDDABLE

Studdable	Number of studs
Yes	108 pcs

NOKIAN TYRES TR FOREST 14.9-24 - T482220

Product code	Size	LI/SS	Ply rating	TL/ TT	Rim	Permitted rims	Width (mm)	Diameter (mm)	Loaded static radius (mm)	Rolling circum-ference (mm)	Pressure (kPa)	Max. inflation pressure (kPa)	Tread depth (mm)	Tread code	Tube product code
T482220	14.9-24	138A8 (134B)	14	TT	DW13	DW12, W13, W12, W11	375	1262	582	3707	300	300	44	R-1	T55112

LOAD CAPACITY FOR TRACTOR, KG

Pressure (kPa)	Forestry service (LT)	Road				
	10 km/h LT	10 km/h LT	20 km/h	30 km/h 10 HT	40 km/h	50 km/h
120	1785	2175	1785	1550	1450	1320
160	2175	2655	2175	1895	1770	1610
200	2390	2920	2390	2080	1945	1770
240	2550	3115	2550	2220	2075	1890
280	2800	3415	2800	2435	2275	2070
300	2905	3540	2905	2530	2360	2150

WATER AND SALT BALLASTING

Tire volume 100%		Water filling 75%		Water/salt filling (75% / -30°C)				Total weight increase	
				Water		Salt			
Litres	Gallons	Litres	Gallons	Litres	Gallons	kg	lbs	kg	lbs
240	63	180	48	148	39	75	166	223	492

(CaCl2, 75%, -30°C) Always use a tube when filled with water/salt.

TUBES AND VALVES

Tube product code	Tube valve
T55112	TR218A

STUDDABLE

Studdable	Number of studs
Yes	114 pcs

NOKIAN TYRES TR FOREST 13.6-28 - T483150

Product code	Size	LI/SS	Ply rating	TL/ TT	Rim	Permitted rims	Width (mm)	Diameter (mm)	Loaded static radius (mm)	Rolling circum-ference (mm)	Pressure (kPa)	Max. inflation pressure (kPa)	Tread depth (mm)	Tread code	Tube product code
T483150	13.6-28	130A8 (127B)	10	TT	DW12	DW11, W12, W11	336	1321	609	3934	250	250	33	R-1	T55105

LOAD CAPACITY FOR TRACTOR, KG

Pressure (kPa)	Forestry service (LT)	Road				
	10 km/h LT	10 km/h LT	20 km/h	30 km/h 10 HT	40 km/h	50 km/h
120	1600	1950	1600	1390	1300	1185
160	1960	2395	1960	1705	1595	1450
200	2155	2625	2155	1875	1750	1595
250	2335	2850	2335	2040	1900	1730

WATER AND SALT BALLASTING

Tire volume 100%		Water filling 75%		Water/salt filling (75% / -30°C)				Total weight increase	
				Water		Salt			
Litres	Gallons	Litres	Gallons	Litres	Gallons	kg	lbs	kg	lbs
210	55	158	42	129	34	66	145	195	430

(CaCl2, 75%, -30°C) Always use a tube when filled with water/salt.

TUBES AND VALVES

Tube product code	Tube valve
T55105	TR218A

STUDDABLE

Studdable
Yes

NOKIAN TYRES TR FOREST 14.9-28 - T445409

Product code	Size	LI/SS	Ply rating	TL/ TT	Rim	Permitted rims	Width (mm)	Diameter (mm)	Loaded static radius (mm)	Rolling circum-ference (mm)	Pressure (kPa)	Max. inflation pressure (kPa)	Tread depth (mm)	Tread code	Tube product code
T445409	14.9-28	140A8 (137B)	14	TT	DW13	DW12, W13, W12, W11	390	1353	635	4065	300	300	38	R-1	T55351

LOAD CAPACITY FOR TRACTOR, KG

Pressure (kPa)	Forestry service (LT)	Road				
	10 km/h LT	10 km/h LT	20 km/h	30 km/h 10 HT	40 km/h	50 km/h
120	1895	2310	1895	1650	1540	1400
160	2305	2815	2305	2005	1875	1705
200	2540	3100	2540	2210	2065	1880
240	2705	3300	2705	2355	2200	2000
280	2970	3625	2970	2585	2415	2200
300	3075	3750	3075	2680	2500	2280

WATER AND SALT BALLASTING

Tire volume 100%		Water filling 75%		Water/salt filling (75% / -30°C)				Total weight increase	
				Water		Salt			
Litres	Gallons	Litres	Gallons	Litres	Gallons	kg	lbs	kg	lbs
240	63	180	48	148	39	75	166	223	492

(CaCl2, 75%, -30°C) Always use a tube when filled with water/salt.

TUBES AND VALVES

Tube product code	Tube valve
T55351	TR218A

NOKIAN TYRES TR FOREST 16.9-28 - T483301

Product code	Size	LI/SS	Ply rating	TL/ TT	Rim	Permitted rims	Width (mm)	Diameter (mm)	Loaded static radius (mm)	Rolling circum-ference (mm)	Pressure (kPa)	Max. inflation pressure (kPa)	Tread depth (mm)	Tread code	Tube product code
T483301	16.9-28	145A8 (142B)	14	TT	DW15	DW14, W15L, W14L	440	1426	662	4291	270	270	42	R-1	T55370

LOAD CAPACITY FOR TRACTOR, KG

Pressure (kPa)	Forestry service (LT)	Road				
	10 km/h LT	10 km/h LT	20 km/h	30 km/h 10 HT	40 km/h	50 km/h
120	2335	2850	2335	2035	1900	1730
160	2855	3480	2855	2480	2320	2110
200	3135	3825	3135	2730	2550	2320
240	3325	4060	3325	2895	2705	2460
270	3565	4350	3565	3120	2900	2640

WATER AND SALT BALLASTING

Tire volume 100%		Water filling 75%		Water/salt filling (75% / -30°C)				Total weight increase	
				Water		Salt			
Litres	Gallons	Litres	Gallons	Litres	Gallons	kg	lbs	kg	lbs
335	88	251	66	206	54	105	232	311	686

(CaCl2, 75%, -30°C) Always use a tube when filled with water/salt.

TUBES AND VALVES

Tube product code	Tube valve
T55370	TR218A

STUDDABLE

Studdable	Number of studs
Yes	114 pcs

NOKIAN TYRES TR FOREST 16.9-30 - T483810

Product code	Size	LI/SS	Ply rating	TL/ TT	Rim	Permitted rims	Width (mm)	Diameter (mm)	Loaded static radius (mm)	Rolling circum-ference (mm)	Pressure (kPa)	Max. inflation pressure (kPa)	Tread depth (mm)	Tread code	Tube product code
T483810	16.9-30	144A8 (141B)	14	TT	DW15	DW14, W15L, W14L	434	1465	683	4361	260	260	45	R-1	T55371

LOAD CAPACITY FOR TRACTOR, KG

Pressure (kPa)	Forestry service (LT)	Road				
	10 km/h LT	10 km/h LT	20 km/h	30 km/h 10 HT	40 km/h	50 km/h
160	2885	3480	2855	2480	2320	2110
200	3235	3945	3235	2815	2630	2395
240	3445	4200	3445	3000	2800	2550

WATER AND SALT BALLASTING

Tire volume 100%		Water filling 75%		Water/salt filling (75% / -30°C)				Total weight increase	
				Water		Salt			
Litres	Gallons	Litres	Gallons	Litres	Gallons	kg	lbs	kg	lbs
360	95	270	71	222	59	113	249	335	739

(CaCl2, 75%, -30°C) Always use a tube when filled with water/salt.

TUBES AND VALVES

Tube product code	Tube valve
T55371	TR218A

STUDDABLE

Studdable
Yes

NOKIAN TYRES TR FOREST 16.9-34 - T484390

Product code	Size	LI/SS	Ply rating	TL/ TT	Rim	Permitted rims	Width (mm)	Diameter (mm)	Loaded static radius (mm)	Rolling circum-ference (mm)	Pressure (kPa)	Max. inflation pressure (kPa)	Tread depth (mm)	Tread code	Tube product code
T484390	16.9-34	146A8 (143B)	14	TT	DW15	DW14, W15L, W14L	432	1562	742	4599	260	260	45	R-1	T55391

LOAD CAPACITY FOR TRACTOR, KG

Pressure (kPa)	Forestry service (LT)	Road				
	10 km/h LT	10 km/h LT	20 km/h	30 km/h 10 HT	40 km/h	50 km/h
160	3175	3870	3175	2760	2580	2350
200	2470	4230	3470	3015	2820	2565
240	3690	4500	3690	3220	3000	2730

WATER AND SALT BALLASTING

Tire volume 100%		Water filling 75%		Water/salt filling (75% / -30°C)				Total weight increase	
				Water		Salt			
Litres	Gallons	Litres	Gallons	Litres	Gallons	kg	lbs	kg	lbs
390	103	293	77	240	63	122	270	362	798

(CaCl2, 75%, -30°C) Always use a tube when filled with water/salt.

TUBES AND VALVES

Tube product code	Tube valve
T55391	TR218A

STUDDABLE

Studdable	Number of studs
Yes	126 pcs

NOKIAN TYRES TR FOREST 18.4-34 - T484420

Product code	Size	LI/SS	Ply rating	TL/ TT	Rim	Permitted rims	Width (mm)	Diameter (mm)	Loaded static radius (mm)	Rolling circum-ference (mm)	Pressure (kPa)	Max. inflation pressure (kPa)	Tread depth (mm)	Tread code	Tube product code
T484420	18.4-34	154A8 (151B)	14	TT	DW16	DW15, W16L, W15L	478	1629	765	4825	260	260	48	R-1	T55391

LOAD CAPACITY FOR TRACTOR, KG

Pressure (kPa)	Forestry service (LT)	Road				
	10 km/h LT	10 km/h LT	20 km/h	30 km/h 10 HT	40 km/h	50 km/h
120	3160	3855	3160	2750	2570	2340
160	3875	4725	3875	3370	3150	2865
200	4245	5175	4245	3690	3450	3140
250	4615	5625	4615	4020	3750	3420

WATER AND SALT BALLASTING

Tire volume 100%		Water filling 75%		Water/salt filling (75% / -30°C)				Total weight increase	
				Water		Salt			
Litres	Gallons	Litres	Gallons	Litres	Gallons	kg	lbs	kg	lbs
480	127	360	95	295	78	151	332	446	983

(CaCl2, 75%, -30°C) Always use a tube when filled with water/salt.

TUBES AND VALVES

Tube product code	Tube valve
T55391	TR218A

STUDDABLE

Studdable	Number of studs
Yes	126 pcs

NOKIAN TYRES TR FOREST 18.4-38 - T485430

Product code	Size	LI/SS	Ply rating	TL/ TT	Rim	Permitted rims	Width (mm)	Diameter (mm)	Loaded static radius (mm)	Rolling circum-ference (mm)	Pressure (kPa)	Max. inflation pressure (kPa)	Tread depth (mm)	Tread code	Tube product code
T485430	18.4-38	155A8 (152B)	14	TT	DW16	DW15, W16L, W15L	468	1738	819	5150	260	260	53	R-1	T55430

LOAD CAPACITY FOR TRACTOR, KG

Pressure (kPa)	Forestry service (LT)	Road				
	10 km/h LT	10 km/h LT	20 km/h	30 km/h 10 HT	40 km/h	50 km/h
120	3225	3930	3225	2805	2620	2385
160	3935	4800	3935	3425	3200	2910
200	4325	5275	4325	3760	3515	3200
240	4550	5550	4550	3960	3700	3365
260	4765	5815	4765	4160	3875	3540

WATER AND SALT BALLASTING

Tire volume 100%		Water filling 75%		Water/salt filling (75% / -30°C)				Total weight increase	
				Water		Salt			
Litres	Gallons	Litres	Gallons	Litres	Gallons	kg	lbs	kg	lbs
510	135	383	101	314	83	160	353	474	1045

(CaCl2, 75%, -30°C) Always use a tube when filled with water/salt.

TUBES AND VALVES

Tube product code	Tube valve
T55430	TR218A

STUDDABLE

Studdable	Number of studs
Yes	120 pcs

NOKIAN TYRES TR FOREST 20.8-38 - T485450

Product code	Size	LI/SS	Ply rating	TL/ TT	Rim	Permitted rims	Width (mm)	Diameter (mm)	Loaded static radius (mm)	Rolling circum-ference (mm)	Pressure (kPa)	Max. inflation pressure (kPa)	Tread depth (mm)	Tread code
T485450	20.8-38	159A8 (156B)	14	TT	DW18	DW16, W18L, W16L	538	1825	853	5510	230	230	53	R-1

LOAD CAPACITY FOR TRACTOR, KG

Pressure (kPa)	Forestry service (LT)	Road				
	10 km/h LT	10 km/h LT	20 km/h	30 km/h 10 HT	40 km/h	50 km/h
120	3830	4675	3830	3335	3115	2835
160	4690	5725	4690	4080	3815	3470
200	5140	6270	5140	4475	4180	3805
230	5380	6565	5380	4700	4375	4000

WATER AND SALT BALLASTING

Tire volume 100%		Water filling 75%		Water/salt filling (75% / -30°C)				Total weight increase	
				Water		Salt			
Litres	Gallons	Litres	Gallons	Litres	Gallons	kg	lbs	kg	lbs
685	181	514	136	422	111	215	474	637	1404

(CaCl2, 75%, -30°C) Always use a tube when filled with water/salt.

TUBES AND VALVES

Tube valve
TR218A

STUDDABLE

Studdable
Yes

Number of studs
120 pcs

NOKIAN TYRES FOREST KING T

FOR TRACTORS AND SKIDDERS USED IN FORESTRY, FOREST CLEARANCE OR ROAD CONSTRUCTION

- Strong and wide lugs enable good traction and tolerate high tractive forces.
- Steel fortifications together with strong diagonal construction give excellent puncture resistance.
- Stiff diagonal construction enables better stability.



AVAILABLE SIZES

- 620/75-26 - T445365

NOKIAN TYRES FOREST KING T

ALL SIZES

Product code	Size	LI/SS	Reinforced code	TL/TT	Rim	Width (mm)	Loaded static radius (mm)	Rolling circumference (mm)	Pressure (kPa)	Max. inflation pressure (kPa)	Tread depth (mm)	Tread code	Tube product code
T445365	620/75-26	159A8	SF	TT	DW20B	627	723	4763	240	280	52	LS-2	T55102

NOKIAN TYRES FOREST KING T 620/75-26 - T445365

Product code	Size	LI/SS	Reinforced code	TL/ TT	Rim	Width (mm)	Loaded static radius (mm)	Rolling circum-ference (mm)	Pressure (kPa)	Max. inflation pressure (kPa)	Tread depth (mm)	Tread code	Tube product code
T445365	620/75-26	159A8	SF	TT	DW20B	627	723	4763	240	280	52	LS-2	T55102

WATER AND SALT BALLASTING

Tire volume 100%		Water filling 75%		Water/salt filling (75% / -30°C)				Total weight increase	
				Water		Salt			
Litres	Gallons	Litres	Gallons	Litres	Gallons	kg	lbs	kg	lbs
450	119	338	89	277	73	141	311	418	922

(CaCl2, 75%, -30°C) Always use a tube when filled with water/salt.

TUBES AND VALVES

Tube product code	Tube valve
T55102	TR218A

NOKIAN TYRES LOGGER KING LS-2 EXTREME

TIRE FOR FULL-TREE MACHINES, I. A. SKIDDERS AND WHEELED FELLER BUNCHERS

- Strong diagonal carcass with steel fortification layers covering the whole tread area and shoulders. Very thick layer of CCR rubber on top of steel fortification.
- More straight tread profile enables very wide contact to surface. Wide, open and aggressive tread design with “shovel” lug shape gives great traction and self-cleaning.
- In extreme versions there are added layers of carcass material and extra layers of steel in tread that give more load-bearing capacity and ultimate puncture resistance.



AVAILABLE SIZES

- - - T445660

NOKIAN TYRES LOGGER KING LS-2 EXTREME

ALL SIZES

Product code	Size	LI/SS	Ply rating	Rim	Width (mm)	Pressure (kPa)	Max. inflation pressure (kPa)	Tread depth (mm)	Tread code	Tube product code
T445660	-	180A6	32	DH27	775	380	380	67	LS-2	T55388

NOKIAN TYRES LOGGER KING LS-2 EXTREME - - T445660

Product code	Size	LI/SS	Ply rating	Rim	Width (mm)	Pressure (kPa)	Max. inflation pressure (kPa)	Tread depth (mm)	Tread code	Tube product code
T445660	-	180A6	32	DH27	775	380	380	67	LS-2	T55388

WATER AND SALT BALLASTING

Tire volume 100%		Water filling 75%		Water/salt filling (75% / -30°C)				Total weight increase	
				Water		Salt			
Litres	Gallons	Litres	Gallons	Litres	Gallons	kg	lbs	kg	lbs
1040	275	780	206	640	169	326	719	966	2130

(CaCl2, 75%, -30°C) Always use a tube when filled with water/salt.

TUBES AND VALVES

Tube product code
T55388

Tube valve
TR218A

Tubeless valve
TR618A



AGRICULTURAL AND CONTRACTING

Tractors and other agricultural machines are getting bigger and also faster in transition driving and other such situations. Consequently, low soil compaction and fuel costs are particular focus areas. In response to the quickly changing demands of farming, we are developing new radial products alongside the traditional cross-ply tires. Our extensive range of special agricultural tires provides farmers and the environment with controlled power and gentle efficiency throughout the year, every year.

nokian® TYRES

AGRICULTURAL AND CONTRACTING TIRES

TRACTOR



28

Nokian Tyres TRI 2 Extreme Steel

TRAILER



36

Nokian Tyres CT



39

Nokian Tyres ELS

OTHER VEHICLES



44

Nokian Tyres Country King

NOKIAN TYRES TRI 2 EXTREME STEEL

MORE OPERATING HOURS, RELIABLE GRIP ALL YEAR ROUND, DRIVING COMFORT AND HIGH LOAD-BEARING CAPACITY AT DEMANDING CONTRACTING SITES

- Excellent wear resistance against tear and wear in rough on and off the road conditions
- Steel belts give good puncture resistance to tread area
- Tread rubber designed for extreme conditions, requiring constant use of chains



AVAILABLE SIZES

- 400/80R24 - T445530
- 440/80R24 - T445531
- 440/80R28 - T445532
- 480/80R34 - T445533
- 480/80R38 - T445534
- 540/80R38 - T445535

NOKIAN TYRES TRI 2 EXTREME STEEL

ALL SIZES

Product code	Size	LI/SS	TL/ TT	Rim	Permitted rims	Width (mm)	Diameter (mm)	Loaded static radius (mm)	Rolling circum-ference (mm)	SRI	Pressure (kPa)	Max. inflation pressure (kPa)	Tread depth (mm)	Tread code	Tube product code	M+S	Load capacity for constant load, kg					
																	Speed (km/h)					
																	40	45	50	55	60	65
T445530	400/80R24	149A8 (144D)	TL	DW13	W12, W13, W14L, DW12, DW14L	403	1242	563	3751	600	320	320	27	R-4	T55112	Yes	3220	3135	3025	2940	2885	2800
T445531	440/80R24	154A8 (149D)	TL	DW14L	W15L, DW15L	443	1307	596	3946	625	320	320	28	R-4	T55112	Yes	3740	3640	3510	3415	3350	3250
T445532	440/80R28	156A8 (151D)	TL	DW14L	W15L, W16L, DW15L, DW16L	441	1410	643	4260	675	320	320	28	R-4	T55370	Yes	4085	3975	3835	3730	3655	3550
T445533	480/80R34	164A8 (159D)	TL	DW15L	DW16L, DW18L	482	1627	743	4932	775	320	320	29	R-4	T55391	Yes	5030	4900	4725	4595	4505	4375
T445534	480/80R38	166A8 (161D)	TL	DW15L	DW16L, DW18L	479	1729	793	5246	825	320	320	29	R-4	T55430	Yes	5320	5180	4995	4855	4765	4625
T445535	540/80R38	172A8 (167D)	TL	DW18L	DW16L	540	1826	829	5535	875	320	320	30	R-4	T55445	Yes	6440	6270	6050	5880	5770	5600

NOKIAN TYRES TRI 2 EXTREME STEEL 400/80R24 - T445530

Product code	Size	LI/SS	TL/ TT	Rim	Permitted rims	Width (mm)	Diameter (mm)	Loaded static radius (mm)	Rolling circum-ference (mm)	SRI	Pressure (kPa)	Max. inflation pressure (kPa)	Tread depth (mm)	Tread code	Tube product code	M+S
T445530	400/80R24	149A8 (144D)	TL	DW13	W12, W13, W14L, DW12, DW14L	403	1242	563	3751	600	320	320	27	R-4	T55112	Yes

LOAD CAPACITY FOR TRACTOR, KG

Pressure (kPa)	Constant load													
	0 km/h	5 km/h	10 km/h LT	15 km/h	20 km/h	25 km/h	30 km/h 10 HT	35 km/h	40 km/h	45 km/h	50 km/h	55 km/h	60 km/h	65 km/h
80	3390	2145	1850	1670	1620	1570	1540	1515	1480	1440	1390	1350	1325	1285
120	4355	2755	2375	2145	2080	2015	1980	1945	1900	1850	1780	1735	1700	1650
160	5280	3340	2880	2600	2520	2440	2400	2360	2300	2240	2160	2100	2060	2000
200	5755	3640	3140	2835	2745	2660	2615	2570	2505	2440	2355	2290	2245	2180
240	6230	3940	3400	3070	2975	2880	2830	2785	2715	2645	2550	2480	2430	2360
280	6800	4300	3710	3350	3245	3140	3090	3040	2960	2885	2780	2705	2650	2575
320	7390	4675	4030	3640	3530	3415	3360	3305	3220	3135	3025	2940	2885	2800

WATER AND SALT BALLASTING

Tire volume 100%		Water filling 75%		Water/salt filling (75% / -30°C)				Total weight increase	
				Water		Salt			
Litres	Gallons	Litres	Gallons	Litres	Gallons	kg	lbs	kg	lbs
265	70	199	53	163	43	83	183	246	542

(CaCl2, 75%, -30°C) Always use a tube when filled with water/salt.

TUBES AND VALVES

Tube product code
T55112

Tube valve
TR218A

Tubeless valve
TR618A

STUDDABLE

Studdable
Yes

Number of studs
168 pcs

Marked stud positions on tread

NOKIAN TYRES TRI 2 EXTREME STEEL 440/80R24 - T445531

Product code	Size	LI/SS	TL/ TT	Rim	Permitted rims	Width (mm)	Diameter (mm)	Loaded static radius (mm)	Rolling circum-ference (mm)	SRI	Pressure (kPa)	Max. inflation pressure (kPa)	Tread depth (mm)	Tread code	Tube product code	M+S
T445531	440/80R24	154A8 (149D)	TL	DW14L	W15L, DW15L	443	1307	596	3946	625	320	320	28	R-4	T55112	Yes

LOAD CAPACITY FOR TRACTOR, KG

Pressure (kPa)	Constant load													
	0 km/h	5 km/h	10 km/h LT	15 km/h	20 km/h	25 km/h	30 km/h 10 HT	35 km/h	40 km/h	45 km/h	50 km/h	55 km/h	60 km/h	65 km/h
80	3960	2505	2160	1950	1890	1830	1800	1770	1725	1680	1620	1575	1545	1500
120	5015	3175	2735	2470	2395	2320	2280	2240	2185	2130	2050	1995	1955	1900
160	6070	3840	3310	2990	2900	2805	2760	2715	2645	2575	2485	2415	2370	2300
200	6800	4300	3710	3350	3245	3140	3090	3040	2960	2885	2780	2705	2650	2575
240	7195	4550	3925	3545	3435	3325	3270	3215	3135	3050	2945	2860	2805	2725
280	7920	5010	4320	3900	3780	3660	3600	3540	3450	3360	3240	3150	3090	3000
320	8580	5430	4680	4225	4095	3965	3900	3835	3740	3640	3510	3415	3350	3250

WATER AND SALT BALLASTING

Tire volume 100%		Water filling 75%		Water/salt filling (75% / -30°C)				Total weight increase	
				Water		Salt			
Litres	Gallons	Litres	Gallons	Litres	Gallons	kg	lbs	kg	lbs
325	86	244	64	200	53	102	225	302	666

(CaCl2, 75%, -30°C) Always use a tube when filled with water/salt.

TUBES AND VALVES

Tube product code
T55112

Tube valve
TR218A

Tubeless valve
TR618A

STUDDABLE

Studdable
Yes

Number of studs
168 pcs

Marked stud positions on tread

NOKIAN TYRES TRI 2 EXTREME STEEL 440/80R28 - T445532

Product code	Size	LI/SS	TL/ TT	Rim	Permitted rims	Width (mm)	Diameter (mm)	Loaded static radius (mm)	Rolling circum-ference (mm)	SRI	Pressure (kPa)	Max. inflation pressure (kPa)	Tread depth (mm)	Tread code	Tube product code	M+S
T445532	440/80R28	156A8 (151D)	TL	DW14L	W15L, W16L, DW15L, DW16L	441	1410	643	4260	675	320	320	28	R-4	T55370	Yes

LOAD CAPACITY FOR TRACTOR, KG

Pressure (kPa)	Constant load													
	0 km/h	5 km/h	10 km/h LT	15 km/h	20 km/h	25 km/h	30 km/h 10 HT	35 km/h	40 km/h	45 km/h	50 km/h	55 km/h	60 km/h	65 km/h
80	4225	2670	2305	2080	2015	1950	1920	1890	1840	1790	1730	1680	1650	1600
120	5280	3340	2880	2600	2520	2440	2400	2360	2300	2240	2160	2100	2060	2000
160	6600	4175	3600	3250	3150	3050	3000	2950	2875	2800	2700	2625	2575	2500
200	7195	4550	3925	3545	3435	3325	3270	3215	3135	3050	2945	2860	2805	2725
240	7655	4845	4175	3770	3655	3540	3480	3420	3335	3250	3130	3045	2985	2900
280	8315	5260	4535	4095	3970	3845	3780	3715	3625	3530	3400	3310	3245	3150
320	9370	5930	5110	4615	4475	4330	4260	4190	4085	3975	3835	3730	3655	3550

WATER AND SALT BALLASTING

Tire volume 100%		Water filling 75%		Water/salt filling (75% / -30°C)				Total weight increase	
				Water		Salt			
Litres	Gallons	Litres	Gallons	Litres	Gallons	kg	lbs	kg	lbs
365	96	274	72	225	59	115	252	340	750

(CaCl2, 75%, -30°C) Always use a tube when filled with water/salt.

TUBES AND VALVES

Tube product code
T55370

Tube valve
TR218A

Tubeless valve
TR618A

STUDDABLE

Studdable
Yes

Number of studs
168 pcs

Marked stud positions on tread

NOKIAN TYRES TRI 2 EXTREME STEEL 480/80R34 - T445533

Product code	Size	LI/SS	TL/ TT	Rim	Permitted rims	Width (mm)	Diameter (mm)	Loaded static radius (mm)	Rolling circumference (mm)	SRI	Pressure (kPa)	Max. inflation pressure (kPa)	Tread depth (mm)	Tread code	Tube product code	M+S
T445533	480/80R34	164A8 (159D)	TL	DW15L	DW16L, DW18L	482	1627	743	4932	775	320	320	29	R-4	T55391	Yes

LOAD CAPACITY FOR TRACTOR, KG

Pressure (kPa)	Constant load													
	0 km/h	5 km/h	10 km/h LT	15 km/h	20 km/h	25 km/h	30 km/h 10 HT	35 km/h	40 km/h	45 km/h	50 km/h	55 km/h	60 km/h	65 km/h
80	5150	3255	2810	2535	2455	2380	2340	2300	2245	2185	2105	2050	2010	1950
120	6600	4175	3600	3250	3150	3050	3000	2950	2875	2800	2700	2625	2575	2500
160	8120	5135	4430	4000	3875	3750	3690	3630	3535	3445	3320	3230	3165	3075
200	9110	5760	4970	4485	4345	4210	4140	4070	3970	3865	3725	3625	3555	3450
240	9635	6095	5255	4745	4600	4455	4380	4305	4200	4090	3940	3835	3760	3650
280	10560	6680	5760	5200	5040	4880	4800	4720	4600	4480	4320	4200	4120	4000
320	11550	7305	6300	5690	5515	5340	5250	5165	5030	4900	4725	4595	4505	4375

WATER AND SALT BALLASTING

Tire volume 100%		Water filling 75%		Water/salt filling (75% / -30°C)				Total weight increase	
				Water		Salt			
Litres	Gallons	Litres	Gallons	Litres	Gallons	kg	lbs	kg	lbs
515	136	386	102	317	84	162	356	479	1056

(CaCl2, 75%, -30°C) Always use a tube when filled with water/salt.

TUBES AND VALVES

Tube product code
T55391

Tube valve
TR218A

Tubeless valve
TR618A

STUDDABLE

Studdable
Yes

Number of studs
192 pcs

Marked stud positions on tread

NOKIAN TYRES TRI 2 EXTREME STEEL 480/80R38 - T445534

Product code	Size	LI/SS	TL/ TT	Rim	Permitted rims	Width (mm)	Diameter (mm)	Loaded static radius (mm)	Rolling circumference (mm)	SRI	Pressure (kPa)	Max. inflation pressure (kPa)	Tread depth (mm)	Tread code	Tube product code	M+S
T445534	480/80R38	166A8 (161D)	TL	DW15L	DW16L, DW18L	479	1729	793	5246	825	320	320	29	R-4	T55430	Yes

LOAD CAPACITY FOR TRACTOR, KG

Pressure (kPa)	Constant load													
	0 km/h	5 km/h	10 km/h LT	15 km/h	20 km/h	25 km/h	30 km/h 10 HT	35 km/h	40 km/h	45 km/h	50 km/h	55 km/h	60 km/h	65 km/h
80	5440	3440	2965	2680	2595	2515	2470	2430	2370	2305	2225	2165	2120	2060
120	6995	4425	3815	3445	3340	3235	3180	3125	3050	2970	2860	2785	2730	2650
160	8580	5430	4680	4225	4095	3965	3900	3835	3740	3640	3510	3415	3350	3250
200	9370	5930	5110	4615	4475	4330	4260	4190	4085	3975	3835	3730	3655	3550
240	10230	6470	5580	5040	4885	4730	4650	4575	4455	4340	4185	4070	3990	3875
280	10890	6890	5940	5365	5200	5035	4950	4870	4745	4620	4455	4330	4250	4125
320	12210	7725	6660	6015	5830	5645	5550	5460	5320	5180	4995	4855	4765	4625

WATER AND SALT BALLASTING

Tire volume 100%		Water filling 75%		Water/salt filling (75% / -30°C)				Total weight increase	
				Water		Salt			
Litres	Gallons	Litres	Gallons	Litres	Gallons	kg	lbs	kg	lbs
560	148	420	111	345	91	176	387	521	1149

(CaCl2, 75%, -30°C) Always use a tube when filled with water/salt.

TUBES AND VALVES

Tube product code
T55430

Tube valve
TR218A

Tubeless valve
TR618A

STUDDABLE

Studdable
Yes

Number of studs
192 pcs

Marked stud positions on tread

NOKIAN TYRES TRI 2 EXTREME STEEL 540/80R38 - T445535

Product code	Size	LI/SS	TL/ TT	Rim	Permitted rims	Width (mm)	Diameter (mm)	Loaded static radius (mm)	Rolling circum-ference (mm)	SRI	Pressure (kPa)	Max. inflation pressure (kPa)	Tread depth (mm)	Tread code	Tube product code	M+S
T445535	540/80R38	172A8 (167D)	TL	DW18L	DW16L	540	1826	829	5535	875	320	320	30	R-4	T55445	Yes

LOAD CAPACITY FOR TRACTOR, KG

Pressure (kPa)	Constant load													
	0 km/h	5 km/h	10 km/h LT	15 km/h	20 km/h	25 km/h	30 km/h 10 HT	35 km/h	40 km/h	45 km/h	50 km/h	55 km/h	60 km/h	65 km/h
80	6600	4175	3600	3250	3150	3050	3000	2950	2875	2800	2700	2625	2575	2500
120	8315	5260	4535	4095	3970	3845	3780	3715	3625	3530	3400	3310	3245	3150
160	10230	6470	5580	5040	4885	4730	4650	4575	4455	4340	4185	4070	3990	3875
200	11220	7100	6120	5525	5355	5185	5100	5015	4890	4760	4590	4465	4380	4250
240	12210	7725	6660	6015	5830	5645	5550	5460	5320	5180	4995	4855	4765	4625
280	13200	8350	7200	6500	6300	6100	6000	5900	5750	5600	5400	5250	5150	5000
320	14785	9350	8065	7280	7055	6830	6720	6610	6440	6270	6050	5880	5770	5600

WATER AND SALT BALLASTING

Tire volume 100%		Water filling 75%		Water/salt filling (75% / -30°C)				Total weight increase	
				Water		Salt			
Litres	Gallons	Litres	Gallons	Litres	Gallons	kg	lbs	kg	lbs
740	195	555	147	455	120	232	512	687	1515

(CaCl2, 75%, -30°C) Always use a tube when filled with water/salt.

TUBES AND VALVES

Tube product code
T55445

Tube valve
TR218A

Tubeless valve
TR618A

STUDDABLE

Studdable
Yes

Number of studs
192 pcs

Marked stud positions on tread

NOKIAN TYRES CT

EARTHMOVING GRADE RADIAL FLOTATION TIRE FOR HEAVY TRANSPORTATIONS

- Exceptional mileage provided by dense and thick heavy-duty block pattern.
- Special punture damage resistance with three layers of steel reinforcements in the tread area.
- Stable load-bearing provided by the extra-strength multilayer construction.



AVAILABLE SIZES

- 600/55R26.5 - T445628

NOKIAN TYRES CT

ALL SIZES

Product code	Size	LI/SS	TL/ TT	Rim	Width (mm)	Diameter (mm)	Loaded static radius (mm)	Rolling circumference (mm)	SRI	Pressure (kPa)	Max. inflation pressure (kPa)	Tread depth (mm)	Tube product code	Load capacity for mixed, kg					
														Speed (km/h)					
														40	45	50	55	60	65
T445628	600/55R26.5	169D	TL	AG20.00	601	1333	603	4067	625	500	500	24	T55098	7890	7480	7020	6610	6205	5800

NOKIAN TYRES CT 600/55R26.5 - T445628

Product code	Size	LI/SS	TL/ TT	Rim	Width (mm)	Diameter (mm)	Loaded static radius (mm)	Rolling circumference (mm)	SRI	Pressure (kPa)	Max. inflation pressure (kPa)	Tread depth (mm)	Tube product code
T445628	600/55R26.5	169D	TL	AG20.00	601	1333	603	4067	625	500	500	24	T55098

LOAD CAPACITY FOR TRAILER, KG

Pressure (kPa)	Mixed											
	10 km/h	15 km/h	20 km/h	25 km/h	30 km/h	35 km/h	40 km/h	45 km/h	50 km/h	55 km/h	60 km/h	65 km/h
80	2970	2855	2725	2605	2490	2375	2245	2130	1995	1880	1765	1650
120	3815	3670	3500	3350	3200	3055	2885	2735	2565	2415	2270	2120
160	4635	4455	4250	4070	3890	3710	3500	3320	3115	2935	2755	2575
200	5220	5015	4785	4580	4380	4175	3945	3740	3510	3305	3105	2900
240	6030	5795	5530	5295	5060	4825	4555	4320	4055	3820	3585	3350
280	6975	6705	6395	6125	5850	5580	5270	5000	4690	4420	4145	3875
320	7650	7355	7015	6715	6420	6120	5780	5485	5145	4845	4550	4250
360	8325	8000	7630	7310	6985	6660	6290	5965	5595	5275	4950	4625
400	9270	8910	8500	8135	7775	7415	7005	6645	6230	5870	5510	5150
450	9810	9430	8995	8610	8230	7850	7410	7030	6595	6215	5830	5450
500	10440	10035	9570	9165	8760	8350	7890	7480	7020	6610	6205	5800

WATER AND SALT BALLASTING

Tire volume 100%		Water filling 75%		Water/salt filling (75% / -30°C)				Total weight increase	
				Water		Salt			
Litres	Gallons	Litres	Gallons	Litres	Gallons	kg	lbs	kg	lbs
475	125	356	94	292	77	149	329	441	972

(CaCl2, 75%, -30°C) Always use a tube when filled with water/salt.

TUBES AND VALVES

Tube product code
T55098

Tube valve
TR218A

Tubeless valve
TR618A

NOKIAN TYRES ELS

RADIAL TRACTION FLOTATION TIRE FOR AGRICULTURAL OPERATIONS IN CHALLENGING SOIL CONDITIONS

- Reliable grip due to open, well cleaning traction pattern.
- Soil and crop damage prevention with large pattern contact and rounded shoulder design.
- Directional stability and controlled handling performance with high strength steel belted construction.



AVAILABLE SIZES

- 710/45R22.5 - T445348
- 600/55R26.5 - T445146
- 700/50R26.5 - T445227

NOKIAN TYRES ELS

ALL SIZES

Product code	Size	LI/SS	TL/ TT	Rim	Permitted rims	Width (mm)	Diameter (mm)	Loaded static radius (mm)	Rolling circumference (mm)	SRI	Pressure (kPa)	Max. inflation pressure (kPa)	Tread depth (mm)	Load capacity for mixed, kg					
														Speed (km/h)					
														40	45	50	55	60	65
T445348	710/45R22.5	156D	TL	AG24.00	24.00	712	1212	582	3654	575	280	280	20	5270	5000	4690	4420	4145	3875
T445146	600/55R26.5	158D	TL	AG20.00	20.00	625	1333	603	4040	625	320	320	22	5780	5485	5145	4845	4550	4250
T445227	700/50R26.5	161D	TL	AG24.00	20.00, 24.00	728	1373	625	4160	650	280	280	22						

NOKIAN TYRES ELS 710/45R22.5 - T445348

Product code	Size	LI/SS	TL/ TT	Rim	Permitted rims	Width (mm)	Diameter (mm)	Loaded static radius (mm)	Rolling circumference (mm)	SRI	Pressure (kPa)	Max. inflation pressure (kPa)	Tread depth (mm)
T445348	710/45R22.5	156D	TL	AG24.00	24.00	712	1212	582	3654	575	280	280	20

LOAD CAPACITY FOR TRAILER, KG

Pressure (kPa)	Mixed											
	10 km/h	15 km/h	20 km/h	25 km/h	30 km/h	35 km/h	40 km/h	45 km/h	50 km/h	55 km/h	60 km/h	65 km/h
80	2970	2855	2725	2605	2490	2375	2245	2130	1995	1880	1765	1650
120	3815	3670	3500	3350	3200	3055	2885	2735	2565	2415	2270	2120
160	4635	4455	4250	4070	3890	3710	3500	3320	3115	2935	2755	2575
200	5400	5190	4950	4740	4530	4320	4080	3870	3630	3420	3210	3000
240	6210	5970	5695	5450	5210	4970	4690	4450	4175	3935	3690	3450
280	6975	6705	6395	6125	5850	5580	5270	5000	4690	4420	4145	3875

WATER AND SALT BALLASTING

Tire volume 100%		Water filling 75%		Water/salt filling (75% / -30°C)				Total weight increase	
				Water		Salt			
Litres	Gallons	Litres	Gallons	Litres	Gallons	kg	lbs	kg	lbs
0	0	0	0	0	0	0	0	0	0

(CaCl2, 75%, -30°C) Always use a tube when filled with water/salt.

NOKIAN TYRES ELS 600/55R26.5 - T445146

Product code	Size	LI/SS	TL/ TT	Rim	Permitted rims	Width (mm)	Diameter (mm)	Loaded static radius (mm)	Rolling circumference (mm)	SRI	Pressure (kPa)	Max. inflation pressure (kPa)	Tread depth (mm)
T445146	600/55R26.5	158D	TL	AG20.00	20.00	625	1333	603	4040	625	320	320	22

LOAD CAPACITY FOR TRAILER, KG

Pressure (kPa)	Mixed											
	10 km/h	15 km/h	20 km/h	25 km/h	30 km/h	35 km/h	40 km/h	45 km/h	50 km/h	55 km/h	60 km/h	65 km/h
80	2970	2855	2725	2605	2490	2375	2245	2130	1995	1880	1765	1650
120	3815	3670	3500	3350	3200	3055	2885	2735	2565	2415	2270	2120
160	4635	4455	4250	4070	3890	3710	3500	3320	3115	2935	2755	2575
200	5220	5015	4785	4580	4380	4175	3945	3740	3510	3305	3105	2900
240	6030	5795	5530	5295	5060	4825	4555	4320	4055	3820	3585	3350
280	6975	6705	6395	6125	5850	5580	5270	5000	4690	4420	4145	3875
320	7650	7355	7015	6715	6420	6120	5780	5485	5145	4845	4550	4250

WATER AND SALT BALLASTING

Tire volume 100%		Water filling 75%		Water/salt filling (75% / -30°C)				Total weight increase	
				Water		Salt			
Litres	Gallons	Litres	Gallons	Litres	Gallons	kg	lbs	kg	lbs
0	0	0	0	0	0	0	0	0	0

(CaCl2, 75%, -30°C) Always use a tube when filled with water/salt.

NOKIAN TYRES ELS 700/50R26.5 - T445227

Product code	Size	LI/SS	TL/ TT	Rim	Permitted rims	Width (mm)	Diameter (mm)	Loaded static radius (mm)	Rolling circumference (mm)	SRI	Pressure (kPa)	Max. inflation pressure (kPa)	Tread depth (mm)
T445227	700/50R26.5	161D	TL	AG24.00	20.00, 24.00	728	1373	625	4160	650	280	280	22

WATER AND SALT BALLASTING

Tire volume 100%		Water filling 75%		Water/salt filling (75% / -30°C)				Total weight increase	
				Water		Salt			
Litres	Gallons	Litres	Gallons	Litres	Gallons	kg	lbs	kg	lbs
0	0	0	0	0	0	0	0	0	0

(CaCl2, 75%, -30°C) Always use a tube when filled with water/salt.

NOKIAN TYRES COUNTRY KING

EFFICIENT RADIAL FLOTATION TIRE FOR AGRICULTURAL TRANSPORTATIONS ON ROAD AND FIELD

- Durability and low rolling resistance due to high positive pattern ratio and special tread compound.
- Soil and crop damage prevention with large pattern contact and rounded shoulder design.
- Directional stability and controlled handling performance with high strength steel belted construction.



AVAILABLE SIZES

- 560/60R22.5 - T445560
- 580/65R22.5 - T445648
- 600/50R22.5 - T445558

NOKIAN TYRES COUNTRY KING

ALL SIZES

Product code	Size	LI/SS	TL/ TT	Rim	Width (mm)	Diameter (mm)	Loaded static radius (mm)	Rolling circumference (mm)	SRI	Pressure (kPa)	Max. inflation pressure (kPa)	Tread depth (mm)	Tube product code	Load capacity for mixed, kg					
														Speed (km/h)					
														40	45	50	55	60	65
T445560	560/60R22.5	162D	TL		571	1244			600	400									
T445648	580/65R22.5	166D	TL		555	1326			625	400									
T445558	600/50R22.5	160D	TL	AG20.00	608	1165	532	3569	550	400	600	18	T55089	5950	5645	5295	4990	4680	4375

NOKIAN TYRES COUNTRY KING 560/60R22.5 - T445560

Product code	Size	LI/SS	TL/TT	Width (mm)	Diameter (mm)	SRI	Pressure (kPa)
T445560	560/60R22.5	162D	TL	571	1244	600	400

WATER AND SALT BALLASTING

Tire volume 100%		Water filling 75%		Water/salt filling (75% / -30°C)				Total weight increase	
				Water		Salt			
Litres	Gallons	Litres	Gallons	Litres	Gallons	kg	lbs	kg	lbs
0	0	0	0	0	0	0	0	0	0

(CaCl2, 75%, -30°C) Always use a tube when filled with water/salt.

NOKIAN TYRES COUNTRY KING 580/65R22.5 - T445648

Product code	Size	LI/SS	TL/TT	Width (mm)	Diameter (mm)	SRI	Pressure (kPa)
T445648	580/65R22.5	166D	TL	555	1326	625	400

WATER AND SALT BALLASTING

Tire volume 100%		Water filling 75%		Water/salt filling (75% / -30°C)				Total weight increase	
				Water		Salt			
Litres	Gallons	Litres	Gallons	Litres	Gallons	kg	lbs	kg	lbs
0	0	0	0	0	0	0	0	0	0

(CaCl2, 75%, -30°C) Always use a tube when filled with water/salt.

NOKIAN TYRES COUNTRY KING 600/50R22.5 - T445558

Product code	Size	LI/SS	TL/ TT	Rim	Width (mm)	Diameter (mm)	Loaded static radius (mm)	Rolling circumference (mm)	SRI	Pressure (kPa)	Max. inflation pressure (kPa)	Tread depth (mm)	Tube product code
T445558	600/50R22.5	160D	TL	AG20.00	608	1165	532	3569	550	400	600	18	T55089

LOAD CAPACITY, KG

Pressure (kPa)	Mixed											
	10 km/h	15 km/h	20 km/h	25 km/h	30 km/h	35 km/h	40 km/h	45 km/h	50 km/h	55 km/h	60 km/h	65 km/h
80	2520	2420	2310	2210	2115	2015	1905	1805	1695	1595	1500	1400
120	3240	3115	2970	2845	2720	2590	2450	2320	2180	2050	1925	1800
160	3925	3770	3595	3445	3290	3140	2965	2810	2640	2485	2335	2180
200	4500	4325	4125	3950	3775	3600	3400	3225	3025	2850	2675	2500
240	5220	5015	4785	4580	4380	4175	3945	3740	3510	3305	3105	2900
280	5850	5625	5365	5135	4910	4680	4420	4195	3935	3705	3480	3250
320	6570	6315	6025	5765	5510	5255	4965	4710	4415	4160	3905	3650
360	7200	6920	6600	6320	6040	5760	5440	5160	4840	4560	4280	4000
400	7875	7570	7220	6915	6605	6300	5950	5645	5295	4990	4680	4375

WATER AND SALT BALLASTING

Tire volume 100%		Water filling 75%		Water/salt filling (75% / -30°C)				Total weight increase	
				Water		Salt			
Litres	Gallons	Litres	Gallons	Litres	Gallons	kg	lbs	kg	lbs
370	98	278	73	228	60	116	256	344	758

(CaCl2, 75%, -30°C) Always use a tube when filled with water/salt.

TUBES AND VALVES

Tube product code
T55089

Tube valve
TR218A

Tubeless valve
TR618A



UNDERGROUND MINING

The world of mining tires is rough. Uneven surfaces with sharp edges require tires that offer extreme durability and high load-bearing capacity. Particularly for mining tires, we have developed the CCR (cut and crack resistant) rubber compound that enhances demanding transportation and mining tasks. The sturdy and stable tires for mine loaders, drill rigs and various other mining equipment guarantee a long service life.

nokian® TYRES

UNDERGROUND MINING TIRES

DRILL RIGS AND OTHER MINING MACHINES



51

Nokian Tyres Armor Gard MINE



55

Nokian Tyres Mine E-3

WHEEL LOADER



58

Nokian Tyres Nordman MINE E-4

NOKIAN TYRES ARMOR GARD MINE

TOP-CLASS TIRE FOR MINING MACHINERY, LIFT TRUCKS AND EXCAVATORS

- Precise and stable driving response
- Record-breaking mileage
- Tread design with excellent traction



AVAILABLE SIZES

- 9.00-20 - T445562
- 12.00-20 - T445449

NOKIAN TYRES ARMOR GARD MINE

ALL SIZES

Product code	Size	LI/SS	Ply rating	TL/ TT	Rim	Permitted rims	Width (mm)	Diameter (mm)	Loaded static radius (mm)	Rolling circum-ference (mm)	Pressure (kPa)	Max. inflation pressure (kPa)	Tread depth (mm)	Tread code	Tube product code	Min. dual spacing (mm)	Load capacity, kg					
																	Speed (km/h)					
																	0	1	5	10	20	25
T445562	9.00-20	160A5	16	TT	7.0	7.5	278	1038	480	3123	1000	1000	20	E-2	T52520	311	6795	5850	5850	5850	4500	4500
T445449	12.00-20	176A5	20	TT	8.5	9.0	330	1140	521	3431	1000	1000	25		T52810	378	10720	9230	9230	9230	7100	7100

NOKIAN TYRES ARMOR GARD MINE 9.00-20 - T445562

Product code	Size	LI/SS	Ply rating	TL/ TT	Rim	Permitted rims	Width (mm)	Diameter (mm)	Loaded static radius (mm)	Rolling circum-ference (mm)	Pressure (kPa)	Max. inflation pressure (kPa)	Tread depth (mm)	Tread code	Tube product code	Min. dual spacing (mm)
T445562	9.00-20	160A5	16	TT	7.0	7.5	278	1038	480	3123	1000	1000	20	E-2	T52520	311

LOAD CAPACITY FOR DRILL RIGS AND OTHER MINING MACHINES, KG

Pressure (kPa)	0 km/h	1 km/h	5 km/h	10 km/h	20 km/h	25 km/h
800	5965	5135	5135	5135	3950	3950
825	6070	5225	5225	5225	4020	4020
850	6180	5320	5320	5320	4090	4090
875	6285	5410	5410	5410	4160	4160
900	6390	5500	5500	5500	4230	4230
925	6490	5590	5590	5590	4300	4300
950	6595	5675	5675	5675	4365	4365
975	6695	5765	5765	5765	4435	4435
1000	6795	5850	5850	5850	4500	4500

WATER AND SALT BALLASTING

Tire volume 100%		Water filling 75%		Water/salt filling (75% / -30°C)				Total weight increase	
				Water		Salt			
Litres	Gallons	Litres	Gallons	Litres	Gallons	kg	lbs	kg	lbs
90	24	68	18	55	15	28	62	83	183

(CaCl2, 75%, -30°C) Always use a tube when filled with water/salt.

TUBES AND VALVES

Tube product code	Tube valve
T52520	TR175

NOKIAN TYRES ARMOR GARD MINE 12.00-20 - T445449

Product code	Size	LI/SS	Ply rating	TL/ TT	Rim	Permitted rims	Width (mm)	Diameter (mm)	Loaded static radius (mm)	Rolling circum-ference (mm)	Pressure (kPa)	Max. inflation pressure (kPa)	Tread depth (mm)	Tube product code	Min. dual spacing (mm)
T445449	12.00-20	176A5	20	TT	8.5	9.0	330	1140	521	3431	1000	1000	25	T52810	378

LOAD CAPACITY FOR DRILL RIGS AND OTHER MINING MACHINES, KG

Pressure (kPa)	0 km/h	1 km/h	5 km/h	10 km/h	20 km/h	25 km/h
800	9410	8100	8100	8100	6230	6230
825	9580	8250	8250	8250	6345	6345
850	9750	8395	8395	8395	6455	6455
875	9915	8535	8535	8535	6565	6565
900	10080	8680	8680	8680	6675	6675
925	10245	8820	8820	8820	6785	6785
950	10405	8955	8955	8955	6890	6890
975	10565	9095	9095	9095	6995	6995
1000	10720	9230	9230	9230	7100	7100

WATER AND SALT BALLASTING

Tire volume 100%		Water filling 75%		Water/salt filling (75% / -30°C)				Total weight increase	
				Water		Salt			
Litres	Gallons	Litres	Gallons	Litres	Gallons	kg	lbs	kg	lbs
145	38	109	29	89	24	45	100	134	295

(CaCl2, 75%, -30°C) Always use a tube when filled with water/salt.

TUBES AND VALVES

Tube product code	Tube valve
T52810	V3.02.16

NOKIAN TYRES MINE E-3

STURDINESS AND RELIABILITY FOR DRILL RIGS

- Sturdy special tire for drill rigs and other mining machines
- Durable tread ensures long lifespan
- Stable driving response



AVAILABLE SIZES

- 14.00-24 - T445456

NOKIAN TYRES MINE E-3

ALL SIZES

Product code	Size	LI/SS	Ply rating	TL/ TT	Rim	Permitted rims	Width (mm)	Diameter (mm)	Loaded static radius (mm)	Rolling circum-ference (mm)	Pressure (kPa)	Max. inflation pressure (kPa)	Tread depth (mm)	Tread code	Tube product code	Min. dual spacing (mm)	Load capacity, kg Speed (km/h)					
																	0	1	5	10	20	25
T445456	14.00-24	186A5	28	TL	10.0	10.00WA, 10.00VA	391	1372	634	4134	1000	1000	29	E-3	T55767	450	14250	12350	12350	12350	9500	9500

NOKIAN TYRES MINE E-3 14.00-24 - T445456

Product code	Size	LI/SS	Ply rating	TL/ TT	Rim	Permitted rims	Width (mm)	Diameter (mm)	Loaded static radius (mm)	Rolling circumference (mm)	Pressure (kPa)	Max. inflation pressure (kPa)	Tread depth (mm)	Tread code	Tube product code	Min. dual spacing (mm)
T445456	14.00-24	186A5	28	TL	10.0	10.00WA, 10.00VA	391	1372	634	4134	1000	1000	29	E-3	T55767	450

LOAD CAPACITY FOR DRILL RIGS AND OTHER MINING MACHINES, KG

Pressure (kPa)	0 km/h	1 km/h	5 km/h	10 km/h	20 km/h	25 km/h
700	11565	10025	10025	10025	7710	7710
725	11805	10230	10230	10230	7870	7870
750	12045	10435	10435	10435	8030	8030
775	12275	10640	10640	10640	8185	8185
800	12505	10840	10840	10840	8335	8335
825	12735	11035	11035	11035	8490	8490
850	12960	11230	11230	11230	8640	8640
875	13180	11420	11420	11420	8785	8785
900	13400	11610	11610	11610	8930	8930
925	13615	11800	11800	11800	9075	9075
950	13830	11985	11985	11985	9220	9220
975	14040	12170	12170	12170	9360	9360
1000	14250	12350	12350	12350	9500	9500

WATER AND SALT BALLASTING

Tire volume 100%		Water filling 75%		Water/salt filling (75% / -30°C)				Total weight increase	
				Water		Salt			
Litres	Gallons	Litres	Gallons	Litres	Gallons	kg	lbs	kg	lbs
230	61	173	46	142	37	72	159	214	472

(CaCl2, 75%, -30°C) Always use a tube when filled with water/salt.

TUBES AND VALVES

Tube product code
T55767

Tube valve
TR1175A

Tubeless valve
TR650

NOKIAN TYRES NORDMAN MINE E-4

DURABILITY FOR ARTICULATED DUMP TRUCKS

- Durable radial all-steel structure
- Excellent choice for rough conditions in quarries
- Cost effective mine tire - EUR/h



AVAILABLE SIZES

- 29.5R25 - T845482

NOKIAN TYRES NORDMAN MINE E-4

ALL SIZES

Product code	Size	LI/SS	TL/ TT	Rim	Permitted rims	Width (mm)	Diameter (mm)	Loaded static radius (mm)	Rolling circum-ference (mm)	Pressure (kPa)	Max. inflation pressure (kPa)	Tread depth (mm)	Tread code	Min. dual spacing (mm)	Load capacity, kg					
															Speed (km/h)					
															20	25	30	35	40	50
T845482	29.5R25	216A2 (200B)	TL	25.00/3.5	25.00/3.5IF	768	1921	817	5749	575	700	60	E-4	900	18815	17920	17250	16575	15680	14110

NOKIAN TYRES NORDMAN MINE E-4 29.5R25 - T845482

Product code	Size	LI/SS	TL/ TT	Rim	Permitted rims	Width (mm)	Diameter (mm)	Loaded static radius (mm)	Rolling circum-ference (mm)	Pressure (kPa)	Max. inflation pressure (kPa)	Tread depth (mm)	Tread code	Min. dual spacing (mm)
T845482	29.5R25	216A2 (200B)	TL	25.00/3.5	25.00/3.5IF	768	1921	817	5749	575	700	60	E-4	900

LOAD CAPACITY FOR WHEEL LOADER, KG

Pressure (kPa)	0 km/h	1 km/h	5 km/h	10 km/h	15 km/h	20 km/h	25 km/h	30 km/h	35 km/h	40 km/h	50 km/h
400	27300	22180	19450	17060	14845	14330	13650	13140	12625	11945	10750
425	28570	23215	20355	17855	15535	15000	14285	13750	13215	12500	11250
450	29820	24230	21250	18640	16215	15655	14910	14350	13790	13045	11740
500	32275	26220	22995	20170	17550	16945	16135	15530	14925	14120	12710
525	33475	27200	23850	20925	18205	17575	16740	16110	15485	14645	13180
550	34665	28165	24700	21665	18850	18200	17330	16680	16030	15165	13650
575	35840	29120	25535	22400	19490	18815	17920	17250	16575	15680	14110

WATER AND SALT BALLASTING

Tire volume 100%		Water filling 75%		Water/salt filling (75% / -30°C)				Total weight increase	
				Water		Salt			
Litres	Gallons	Litres	Gallons	Litres	Gallons	kg	lbs	kg	lbs
1196	316	897	237	736	194	375	827	1111	2449

(CaCl2, 75%, -30°C) Always use a tube when filled with water/salt.

TUBES AND VALVES

Tubeless valve
TR650



PORTS AND TERMINALS

The relentless lifting, moving and transporting of heavy loads, requires besides high load bearing capacity absolute precision and stability from the tires. The much praised wear resistance of our container and material handling tires is based on thorough material and structure development.

nokian® TYRES

PORTS AND TERMINALS TIRES

REACH STACKER



63

Nokian Tyres HTS E-4

FORK LIFT



68

Nokian Tyres HTS E-3

RTG



71

Nokian Tyres RTG

OTHER VEHICLES



74

Nokian Tyres Nordman Harbour



77

Nokian Tyres HTS L-4S

NOKIAN TYRES HTS E-4

STABLE CONTAINER HANDLING

- A stable special tire for harbour and terminal equipment; also suitable for sawmills and timberyards
- Durable cross-ply structure
- Excellent driving result, well suited for retreading



AVAILABLE SIZES

- 16.00-25 - T488431
- 18.00-25 - T488530
- 18.00-33 - T445514

NOKIAN TYRES HTS E-4

ALL SIZES

Product code	Size	LI/SS	Ply rating	TL/ TT	Rim	Permitted rims	Width (mm)	Diameter (mm)	Loaded static radius (mm)	Rolling circum-ference (mm)	Pressure (kPa)	Max. inflation pressure (kPa)	Tread depth (mm)	Tread code	Tube product code	Min. dual spacing (mm)	Load capacity for load wheel, kg					
																	Speed (km/h)					
																	0	1	5	10	20	25
T488431	16.00-25	195A5	36	TL	11.25/2.0	11.25/2.0 IF, 13.00/2.0	450	1530	694	4618	1000	1000	52.5	E-4	T55810	518	18225	15795	15795	15795	15795	15795
T488530	18.00-25	207A5	40	TL	13.00/2.5	13.00/2.5, 15.00/2.5	535	1673	772	4935	1000	1000	56	E-4	T55831	598						
T445514	18.00-33	214A5	40	TL	13.00/2.5	13.00/2.5 IF	503	1869	853	5554	1000	1000	67	E-4		598						

NOKIAN TYRES HTS E-4 16.00-25 - T488431

Product code	Size	LI/SS	Ply rating	TL/ TT	Rim	Permitted rims	Width (mm)	Diameter (mm)	Loaded static radius (mm)	Rolling circum-ference (mm)	Pressure (kPa)	Max. inflation pressure (kPa)	Tread depth (mm)	Tread code	Tube product code	Min. dual spacing (mm)
T488431	16.00-25	195A5	36	TL	11.25/2.0	11.25/2.0 IF, 13.00/2.0	450	1530	694	4618	1000	1000	52.5	E-4	T55810	518

LOAD CAPACITY FOR REACH STACKER, KG

Pressure (kPa)	Load wheel						Steer wheel					
	0 km/h	1 km/h	5 km/h	10 km/h	20 km/h	25 km/h	0 km/h	1 km/h	5 km/h	10 km/h	20 km/h	25 km/h
1000	18225	15795	15795	15795	15795	15795	14580	12760	12760	12760	12150	12150

WATER AND SALT BALLASTING

Tire volume 100%		Water filling 75%		Water/salt filling (75% / -30°C)				Total weight increase	
				Water		Salt			
Litres	Gallons	Litres	Gallons	Litres	Gallons	kg	lbs	kg	lbs
355	94	266	70	218	58	111	246	329	725

(CaCl2, 75%, -30°C) Always use a tube when filled with water/salt.

TUBES AND VALVES

Tube product code
T55810

Tube valve
TR J1175

Tubeless valve
TR650

NOKIAN TYRES HTS E-4 18.00-25 - T488530

Product code	Size	LI/SS	Ply rating	TL/ TT	Rim	Permitted rims	Width (mm)	Diameter (mm)	Loaded static radius (mm)	Rolling circum-ference (mm)	Pressure (kPa)	Max. inflation pressure (kPa)	Tread depth (mm)	Tread code	Tube product code	Min. dual spacing (mm)
T488530	18.00-25	207A5	40	TL	13.00/2.5	13.00/2.5, 15.00/2.5	535	1673	772	4935	1000	1000	56	E-4	T55831	598

WATER AND SALT BALLASTING

Tire volume 100%		Water filling 75%		Water/salt filling (75% / -30°C)				Total weight increase	
				Water		Salt			
Litres	Gallons	Litres	Gallons	Litres	Gallons	kg	lbs	kg	lbs
470	124	353	93	289	76	147	325	436	961

(CaCl2, 75%, -30°C) Always use a tube when filled with water/salt.

TUBES AND VALVES

Tube product code
T55831

Tube valve
TR J1175

Tubeless valve
TR650

NOKIAN TYRES HTS E-4 18.00-33 - T445514

Product code	Size	LI/SS	Ply rating	TL/ TT	Rim	Permitted rims	Width (mm)	Diameter (mm)	Loaded static radius (mm)	Rolling circum-ference (mm)	Pressure (kPa)	Max. inflation pressure (kPa)	Tread depth (mm)	Tread code	Min. dual spacing (mm)
T445514	18.00-33	214A5	40	TL	13.00/2.5	13.00/2.5 IF	503	1869	853	5554	1000	1000	67	E-4	598

WATER AND SALT BALLASTING

Tire volume 100%		Water filling 75%		Water/salt filling (75% / -30°C)				Total weight increase	
				Water		Salt			
Litres	Gallons	Litres	Gallons	Litres	Gallons	kg	lbs	kg	lbs
520	137	390	103	320	85	163	360	483	1065

(CaCl2, 75%, -30°C) Always use a tube when filled with water/salt.

TUBES AND VALVES

Tubeless valve
TR650

NOKIAN TYRES HTS E-3

STABLE CONTAINER HANDLING

- A stable special tire for harbour and terminal equipment; also suitable for sawmills and timberyards
- Durable cross-ply structure
- Excellent driving result, well suited for retreading



AVAILABLE SIZES

- 14.00-24 - T488311

NOKIAN TYRES HTS E-3

ALL SIZES

Product code	Size	LI/SS	Ply rating	TL/ TT	Rim	Permitted rims	Width (mm)	Diameter (mm)	Loaded static radius (mm)	Rolling circum-ference (mm)	Pressure (kPa)	Max. inflation pressure (kPa)	Tread depth (mm)	Tread code	Tube product code	Min. dual spacing (mm)	Load capacity for load wheel, kg					
																	Speed (km/h)					
																	0	1	5	10	20	25
T488311	14.00-24	186A5	28	TL	10.00W	10.00WA, 10.00VA	393	1375	624	4115	1000	1000	29	E-3	T55767	450	14250	12350	12350	12350	12350	12350

NOKIAN TYRES HTS E-3 14.00-24 - T488311

Product code	Size	LI/SS	Ply rating	TL/ TT	Rim	Permitted rims	Width (mm)	Diameter (mm)	Loaded static radius (mm)	Rolling circum-ference (mm)	Pressure (kPa)	Max. inflation pressure (kPa)	Tread depth (mm)	Tread code	Tube product code	Min. dual spacing (mm)
T488311	14.00-24	186A5	28	TL	10.00W	10.00WA, 10.00VA	393	1375	624	4115	1000	1000	29	E-3	T55767	450

LOAD CAPACITY FOR FORK LIFT, KG

Pressure (kPa)	Load wheel						Steer wheel					
	0 km/h	1 km/h	5 km/h	10 km/h	20 km/h	25 km/h	0 km/h	1 km/h	5 km/h	10 km/h	20 km/h	25 km/h
900	13400	11610	11610	11610	11610	11610	10720	9380	9380	9380	8930	8930
925	13615	11800	11800	11800	11800	11800	10890	9530	9530	9530	9075	9075
950	13830	11985	11985	11985	11985	11985	11065	9680	9680	9680	9220	9220
975	14040	12170	12170	12170	12170	12170	11230	9830	9830	9830	9360	9360
1000	14250	12350	12350	12350	12350	12350	11400	9975	9975	9975	9500	9500

WATER AND SALT BALLASTING

Tire volume 100%		Water filling 75%		Water/salt filling (75% / -30°C)				Total weight increase	
				Water		Salt			
Litres	Gallons	Litres	Gallons	Litres	Gallons	kg	lbs	kg	lbs
230	61	173	46	142	37	72	159	214	472

(CaCl2, 75%, -30°C) Always use a tube when filled with water/salt.

TUBES AND VALVES

Tube product code
T55767

Tube valve
TR1175A

Tubeless valve
TR650

NOKIAN TYRES RTG

MORE AGILITY AND DURABILITY FOR THE RTG CRANES

- Tread pattern and tire shape that allow the wheel to turn more easily.
- Low heat build-up slows down tire wear and gives it more operating hours.
- Special rubber compound optimized for harbour use.



AVAILABLE SIZES

- 18.00-25 - T445468

NOKIAN TYRES RTG

ALL SIZES

Product code	Size	LI/SS	Ply rating	TL/ TT	Rim	Permitted rims	Width (mm)	Diameter (mm)	Loaded static radius (mm)	Rolling circum-ference (mm)	Pressure (kPa)	Max. inflation pressure (kPa)	Tread depth (mm)	Tread code	Tube product code	Min. dual spacing (mm)	Load capacity, kg				
																	Speed (km/h)				
																	0	5	10	20	25
T445468	18.00-25	207A5	40	TL	13.00/2.5	13.00/2.5 IF, 15.00/2.5	534	1663	738	4976	1000	1000	31.5	E-3	T55831	598	26250	22750	22750	22750	22750

NOKIAN TYRES RTG 18.00-25 - T445468

Product code	Size	LI/SS	Ply rating	TL/ TT	Rim	Permitted rims	Width (mm)	Diameter (mm)	Loaded static radius (mm)	Rolling circum-ference (mm)	Pressure (kPa)	Max. inflation pressure (kPa)	Tread depth (mm)	Tread code	Tube product code	Min. dual spacing (mm)
T445468	18.00-25	207A5	40	TL	13.00/2.5	13.00/2.5 IF, 15.00/2.5	534	1663	738	4976	1000	1000	31.5	E-3	T55831	598

LOAD CAPACITY FOR RTG, KG

Pressure (kPa)	0 km/h	5 km/h	10 km/h	20 km/h	25 km/h
1000	26250	22750	22750	22750	22750

WATER AND SALT BALLASTING

Tire volume 100%		Water filling 75%		Water/salt filling (75% / -30°C)				Total weight increase	
				Water		Salt			
Litres	Gallons	Litres	Gallons	Litres	Gallons	kg	lbs	kg	lbs
470	124	353	93	289	76	147	325	436	961

(CaCl2, 75%, -30°C) Always use a tube when filled with water/salt.

TUBES AND VALVES

Tube product code
T55831

Tube valve
TR J1175

Tubeless valve
TR650

NOKIAN TYRES NORDMAN HARBOUR



AVAILABLE SIZES

- - - T845489

NOKIAN TYRES NORDMAN HARBOUR

ALL SIZES

Product code	Size	LI/SS	Ply rating	Diameter (mm)	Tread code
T845489	-	0NA	40	1673	E-4

NOKIAN TYRES NORDMAN HARBOUR - - T845489

Product code	Size	LI/SS	Ply rating	Diameter (mm)	Tread code
T845489	-	0NA	40	1673	E-4

WATER AND SALT BALLASTING

Tire volume 100%		Water filling 75%		Water/salt filling (75% / -30°C)				Total weight increase	
				Water		Salt			
Litres	Gallons	Litres	Gallons	Litres	Gallons	kg	lbs	kg	lbs
0	0	0	0	0	0	0	0	0	0

(CaCl2, 75%, -30°C) Always use a tube when filled with water/salt.

NOKIAN TYRES HTS L-4S



AVAILABLE SIZES

- 18.00-25 - T445329
- 18.00-33 - T445458

NOKIAN TYRES HTS L-4S

ALL SIZES

Product code	Size	LI/SS	Ply rating	TL/ TT	Rim	Permitted rims	Width (mm)	Diameter (mm)	Loaded static radius (mm)	Rolling circum-ference (mm)	Pressure (kPa)	Max. inflation pressure (kPa)	Tread depth (mm)	Tread code	Tube product code	Min. dual spacing (mm)
T445329	18.00-25	207A5	40	TL	13.00/2.5	13.00/2.5 IF, 15.00/2.5	535	1673	772	4935	1000	1000	54	L-4S	T55831	598
T445458	18.00-33	214A5	40	TL	13.00/2.5	13.00/2.5 IF	506	1863	838	5617	1000	1000	54	L-4S		598

NOKIAN TYRES HTS L-4S 18.00-25 - T445329

Product code	Size	LI/SS	Ply rating	TL/ TT	Rim	Permitted rims	Width (mm)	Diameter (mm)	Loaded static radius (mm)	Rolling circum-ference (mm)	Pressure (kPa)	Max. inflation pressure (kPa)	Tread depth (mm)	Tread code	Tube product code	Min. dual spacing (mm)
T445329	18.00-25	207A5	40	TL	13.00/2.5	13.00/2.5 IF, 15.00/2.5	535	1673	772	4935	1000	1000	54	L-4S	T55831	598

WATER AND SALT BALLASTING

Tire volume 100%		Water filling 75%		Water/salt filling (75% / -30°C)				Total weight increase	
				Water		Salt			
Litres	Gallons	Litres	Gallons	Litres	Gallons	kg	lbs	kg	lbs
470	124	353	93	289	76	147	325	436	961

(CaCl2, 75%, -30°C) Always use a tube when filled with water/salt.

TUBES AND VALVES

Tube product code
T55831

Tube valve
TR J1175

Tubeless valve
TR650

NOKIAN TYRES HTS L-4S 18.00-33 - T445458

Product code	Size	LI/SS	Ply rating	TL/ TT	Rim	Permitted rims	Width (mm)	Diameter (mm)	Loaded static radius (mm)	Rolling circum-ference (mm)	Pressure (kPa)	Max. inflation pressure (kPa)	Tread depth (mm)	Tread code	Min. dual spacing (mm)
T445458	18.00-33	214A5	40	TL	13.00/2.5	13.00/2.5 IF	506	1863	838	5617	1000	1000	54	L-4S	598

WATER AND SALT BALLASTING

Tire volume 100%		Water filling 75%		Water/salt filling (75% / -30°C)				Total weight increase	
				Water		Salt			
Litres	Gallons	Litres	Gallons	Litres	Gallons	kg	lbs	kg	lbs
520	137	390	103	320	85	163	360	483	1065

(CaCl2, 75%, -30°C) Always use a tube when filled with water/salt.

TUBES AND VALVES

Tubeless valve
TR650



EARTHMOVING AND ROAD MAINTENANCE

Nokian Heavy Tyres produces tires for wheel loaders, excavators, graders, backhoe loaders and waste treatment machines. These tires offer supreme grip, driving comfort and durability. Tools for effortless and efficient contracting.

EARTHMOVING AND ROAD MAINTENANCE TIRES

ROAD GRADER



83

Nokian Tyres GRS

WHEELED EXCAVATOR



87

Nokian Tyres Excavator

NOKIAN TYRES GRS

SUPERB GRIP FOR GRADERS

- Good winter driving characteristics
- Also for wheel loader use when winter grip is needed
- Excellent drive comfort



AVAILABLE SIZES

- 14.00R24 - T493551
- 17.5R25 - T493560

NOKIAN TYRES GRS

ALL SIZES

Product code	Size	LI/SS	TL/ TT	Rim	Permitted rims	Width (mm)	Diameter (mm)	Loaded static radius (mm)	Rolling circum-ference (mm)	Pressure (kPa)	Max. inflation pressure (kPa)	Tread depth (mm)	Tread code	Tube product code	Min. dual spacing (mm)
T493551	14.00R24	153A8	TL	10.00VA	8.00TG, 9.00GR	369	1348	614	4065	375	375	25	G-2	T55767	434
T493560	17.5R25	153A8	TL	14.00/1.5	14.00/1.3 DC, 13.00/1.4 DC	450	1345	605	4040	300	300	27	G-2	T55867	534

NOKIAN TYRES GRS 14.00R24 - T493551

Product code	Size	LI/SS	TL/ TT	Rim	Permitted rims	Width (mm)	Diameter (mm)	Loaded static radius (mm)	Rolling circum-ference (mm)	Pressure (kPa)	Max. inflation pressure (kPa)	Tread depth (mm)	Tread code	Tube product code	Min. dual spacing (mm)
T493551	14.00R24	153A8	TL	10.00VA	8.00TG, 9.00GR	369	1348	614	4065	375	375	25	G-2	T55767	434

WATER AND SALT BALLASTING

Tire volume 100%		Water filling 75%		Water/salt filling (75% / -30°C)				Total weight increase	
				Water		Salt			
Litres	Gallons	Litres	Gallons	Litres	Gallons	kg	lbs	kg	lbs
230	61	173	46	142	37	72	159	214	472

(CaCl2, 75%, -30°C) Always use a tube when filled with water/salt.

TUBES AND VALVES

Tube product code
T55767

Tube valve
TR1175A

Tubeless valve
T650

NOKIAN TYRES GRS 17.5R25 - T493560

Product code	Size	LI/SS	TL/ TT	Rim	Permitted rims	Width (mm)	Diameter (mm)	Loaded static radius (mm)	Rolling circum-ference (mm)	Pressure (kPa)	Max. inflation pressure (kPa)	Tread depth (mm)	Tread code	Tube product code	Min. dual spacing (mm)
T493560	17.5R25	153A8	TL	14.00/1.5	14.00/1.3 DC, 13.00/1.4 DC	450	1345	605	4040	300	300	27	G-2	T55867	534

WATER AND SALT BALLASTING

Tire volume 100%		Water filling 75%		Water/salt filling (75% / -30°C)				Total weight increase	
				Water		Salt			
Litres	Gallons	Litres	Gallons	Litres	Gallons	kg	lbs	kg	lbs
330	87	248	65	203	54	104	228	307	677

(CaCl2, 75%, -30°C) Always use a tube when filled with water/salt.

TUBES AND VALVES

Tube product code
T55867

Tube valve
TR J1175

Tubeless valve
TR650

NOKIAN TYRES EXCAVATOR

EXCAVATOR TIRE FOR SOFT SURFACES

- Excellent self-cleaning properties with curvy lug design improve traction on soft surfaces.
- High load-bearing capacity and improved stability.
- Steel fortified against punctures with a reinforced shoulder for a long service life.



AVAILABLE SIZES

- 600/50-22.5 - T445633
- 650/45-22.5 - T445692
- 710/40-22.5 - T445693

NOKIAN TYRES EXCAVATOR

ALL SIZES

Product code	Size	LI/SS	Ply rating	Reinforced code	TL/ TT	Rim	Permitted rims	Width (mm)	Diameter (mm)	Loaded static radius (mm)	Rolling circum-ference (mm)	SRI	Pressure (kPa)	Max. inflation pressure (kPa)	Tread depth (mm)	Tube product code	Min. dual spacing (mm)	Load capacity for constant load, kg					
																		Speed (km/h)					
																		25	30	35	40	45	50
T445633	600/50-22.5	165A8	20	SF	TL	AG20.00		587	1150	524	3506	550	450	450	40	T55089	721	5460	5355	5255	5150	4945	4685
T445692	650/45-22.5	166A8	20	SF	TL	AG22.00	AG20.00	639	1150	530	3506	550	450	450	40	T55092	774	5620	5510	5405	5300	5090	4825
T445693	710/40-22.5	167A8	20	SF	TL	AG24.00		686	1152	528	3500	550	450	450	40	T55092	872	5775	5670	5560	5450	5230	4960

NOKIAN TYRES EXCAVATOR 600/50-22.5 - T445633

Product code	Size	LI/SS	Ply rating	Reinforced code	TL/ TT	Rim	Width (mm)	Diameter (mm)	Loaded static radius (mm)	Rolling circumference (mm)	SRI	Pressure (kPa)	Max. inflation pressure (kPa)	Tread depth (mm)	Tube product code	Min. dual spacing (mm)
T445633	600/50-22.5	165A8	20	SF	TL	AG20.00	587	1150	524	3506	550	450	450	40	T55089	721

LOAD CAPACITY FOR WHEELED EXCAVATOR, KG

Pressure (kPa)	Constant load										
	0 km/h	5 km/h	10 km/h	15 km/h	20 km/h	25 km/h	30 km/h	35 km/h	40 km/h	45 km/h	50 km/h
200	5750	3625	3125	2825	2725	2650	2600	2550	2500	2400	2275
240	6900	4350	3750	3390	3270	3180	3120	3060	3000	2880	2730
320	8625	5440	4690	4240	4090	3975	3900	3825	3750	3600	3415
360	9775	6165	5315	4805	4635	4505	4420	4335	4250	4080	3870
400	10640	6705	5780	5225	5040	4905	4810	4720	4625	4440	4210
450	11845	7470	6440	5820	5615	5460	5355	5255	5150	4945	4685

WATER AND SALT BALLASTING

Tire volume 100%		Water filling 75%		Water/salt filling (75% / -30°C)				Total weight increase	
				Water		Salt			
Litres	Gallons	Litres	Gallons	Litres	Gallons	kg	lbs	kg	lbs
270	71	203	53	166	44	85	187	251	553

(CaCl2, 75%, -30°C) Always use a tube when filled with water/salt.

TUBES AND VALVES

Tube product code
T55089

Tube valve
TR218A

Tubeless valve
TR618A

NOKIAN TYRES EXCAVATOR 650/45-22.5 - T445692

Product code	Size	LI/SS	Ply rating	Reinforced code	TL/ TT	Rim	Permitted rims	Width (mm)	Diameter (mm)	Loaded static radius (mm)	Rolling circum-ference (mm)	SRI	Pressure (kPa)	Max. inflation pressure (kPa)	Tread depth (mm)	Tube product code	Min. dual spacing (mm)
T445692	650/45-22.5	166A8	20	SF	TL	AG22.00	AG20.00	639	1150	530	3506	550	450	450	40	T55092	774

LOAD CAPACITY FOR WHEELED EXCAVATOR, KG

Pressure (kPa)	Constant load										
	0 km/h	5 km/h	10 km/h	15 km/h	20 km/h	25 km/h	30 km/h	35 km/h	40 km/h	45 km/h	50 km/h
200	5925	3735	3220	2910	2805	2730	2680	2625	2575	2470	2345
240	7075	4460	3845	3475	3350	3260	3200	3135	3075	2950	2800
320	8915	5620	4845	4380	4225	4110	4030	3955	3875	3720	3525
360	10065	6345	5470	4945	4770	4640	4550	4465	4375	4200	3980
400	10925	6890	5940	5370	5180	5035	4940	4845	4750	4560	4325
450	12190	7685	6625	5990	5775	5620	5510	5405	5300	5090	4825

WATER AND SALT BALLASTING

Tire volume 100%		Water filling 75%		Water/salt filling (75% / -30°C)				Total weight increase	
				Water		Salt			
Litres	Gallons	Litres	Gallons	Litres	Gallons	kg	lbs	kg	lbs
293	77	220	58	180	48	92	203	272	600

(CaCl2, 75%, -30°C) Always use a tube when filled with water/salt.

TUBES AND VALVES

Tube product code
T55092

Tube valve
TR218A

Tubeless valve
TR618A

NOKIAN TYRES EXCAVATOR 710/40-22.5 - T445693

Product code	Size	LI/SS	Ply rating	Reinforced code	TL/ TT	Rim	Width (mm)	Diameter (mm)	Loaded static radius (mm)	Rolling circumference (mm)	SRI	Pressure (kPa)	Max. inflation pressure (kPa)	Tread depth (mm)	Tube product code	Min. dual spacing (mm)
T445693	710/40-22.5	167A8	20	SF	TL	AG24.00	686	1152	528	3500	550	450	450	40	T55092	872

LOAD CAPACITY FOR WHEELED EXCAVATOR, KG

Pressure (kPa)	Constant load										
	0 km/h	5 km/h	10 km/h	15 km/h	20 km/h	25 km/h	30 km/h	35 km/h	40 km/h	45 km/h	50 km/h
200	6095	3845	3315	2995	2890	2810	2755	2705	2650	2545	2410
240	7245	4570	3940	3560	3435	3340	3275	3215	3150	3025	2865
320	9200	5800	5000	4520	4360	4240	4160	4080	4000	3840	3640
360	10350	6525	5625	5085	4905	4770	4680	4590	4500	4320	4095
400	11215	7070	6095	5510	5315	5170	5070	4975	4875	4680	4435
450	12535	7905	6815	6160	5940	5775	5670	5560	5450	5230	4960

WATER AND SALT BALLASTING

Tire volume 100%		Water filling 75%		Water/salt filling (75% / -30°C)				Total weight increase	
				Water		Salt			
Litres	Gallons	Litres	Gallons	Litres	Gallons	kg	lbs	kg	lbs
327	86	245	65	201	53	103	226	304	670

(CaCl2, 75%, -30°C) Always use a tube when filled with water/salt.

TUBES AND VALVES

Tube product code
T55092

Tube valve
TR218A

Tubeless valve
TR618A



ALL TERRAIN TRUCKS AND MILITARY VEHICLES

With all-terrain trucks and military vehicles, you never know what weather or terrain lies ahead. That's why Nokian Tyres puts lots of creative passion into developing and customising our line of all-terrain tires. With the expertise gained over the years and feedback from users, we have been able to create designs that give you the best possible performance on any terrain, any time of the year.

nokian® TYRES

ALL TERRAIN TRUCKS AND MILITARY VEHICLES TIRES

OTHER VEHICLES



94
Nokian Tyres
MPT Agile

NOKIAN TYRES MPT AGILE

ON AND OFF ROAD AGILITY

- The open arrow-shaped tread pattern ensures good self-cleaning, ensuring grip under demanding circumstances.
- Improved grip on soft surfaces such as mud and snow.
- Exceptional mobility.



AVAILABLE SIZES

- 14.00R20 - T445231

NOKIAN TYRES MPT AGILE

ALL SIZES

Product code	Size	LI/SS	Reinforced code	TL/ TT	Rim	Permitted rims	Width (mm)	Diameter (mm)	Loaded static radius (mm)	Rolling circum-ference (mm)	Pressure (kPa)	Max. inflation pressure (kPa)	Tread depth (mm)	Tube product code	M+S	Load capacity for highway service, kg					
																Speed (km/h)					
																40	50	60	70	80	90
T445231	14.00R20	164G	SB	TL	10.00V	10.00W, 10.0, 9.0	380	1264	585	3850	750	750	25	T52920	Yes	5350	5250	5250	5250	5200	5000

NOKIAN TYRES MPT AGILE 14.00R20 - T445231

Product code	Size	LI/SS	Reinforced code	TL/ TT	Rim	Permitted rims	Width (mm)	Diameter (mm)	Loaded static radius (mm)	Rolling circum-ference (mm)	Pressure (kPa)	Max. inflation pressure (kPa)	Tread depth (mm)	Tube product code	M+S
T445231	14.00R20	164G	SB	TL	10.00V	10.00W, 10.0, 9.0	380	1264	585	3850	750	750	25	T52920	Yes

LOAD CAPACITY, KG

Pressure (kPa)	Cross country									Highway service										
	0 km/h	5 km/h	10 km/h	20 km/h	30 km/h	40 km/h	50 km/h	60 km/h	70 km/h	0 km/h	5 km/h	10 km/h	20 km/h	30 km/h	40 km/h	50 km/h	60 km/h	70 km/h	80 km/h	90 km/h
300	5770	5260	4650	4070	3860	3660	3660	3660	3620											
375			5560	4870	4610	4370	4370	4370	4330											
450				5630	5330	5060	5060	5060	5010	6350	5320	4850	4290	3750	3560	3490	3490	3490	3460	3320
600										7990	6690	6110	5400	4730	4480	4390	4390	4390	4350	4180
750													6450	5650	5350	5250	5250	5250	5200	5000

WATER AND SALT BALLASTING

Tire volume 100%		Water filling 75%		Water/salt filling (75% / -30°C)				Total weight increase	
				Water		Salt			
Litres	Gallons	Litres	Gallons	Litres	Gallons	kg	lbs	kg	lbs
245	65	184	49	151	40	77	169	228	503

(CaCl2, 75%, -30°C) Always use a tube when filled with water/salt.

TUBES AND VALVES

Tube product code
T52920

Tube valve
V3-02-19

Tubeless valve
T650

STUDDABLE

Studdable
Yes

Number of studs
198 pcs

Marked stud positions on tread

Recommended stud
11-15



TRUCKS AND BUSES

Nokian truck and bus tires are designed for demanding professional use in varying conditions with the aim of ensuring safe driving in all weather and road conditions. In our own test centres in Ivalo, Lapland, and in Nokia we test extreme driving situations in all seasons. Further development of the tires involves millions of kilometres of driving in different environments and in all kinds of weather conditions.

nokian® TYRES

TRUCKS AND BUSES TIRES

STEER



100
Nokian Tyres Hakkapeliitta City Bus



102
Nokian Tyres Hakkapeliitta Truck F2



105
Nokian Tyres Hakka Truck Coach



107
Nokian Tyres Hakka Truck Steer



110
Nokian Tyres E-Truck Steer



113
Nokian Tyres E-Truck Steer 17.5



115
Nokian Tyres E-Truck Steer 19.5



117
Nokian Tyres R-Truck Steer

DRIVE



119
Nokian Tyres Hakkapeliitta Truck D



121
Nokian Tyres Hakkapeliitta Truck E2



123
Nokian Tyres Hakka Truck Drive



126
Nokian Tyres E-Truck Drive



129
Nokian Tyres E-Truck Drive 17.5



131
Nokian Tyres E-Truck Drive 19.5



133
Nokian Tyres R-Truck Drive

TRAILER



135
Nokian Tyres Hakkapeliitta Truck T



137
Nokian Tyres Hakka Truck 844



139
Nokian Tyres Hakka Truck 844+



141
Nokian Tyres Hakka Truck Trailer



143
Nokian Tyres E-Truck Trailer



146
Nokian Tyres R-Truck Trailer

OTHER VEHICLES



148

Nokian Tyres
Hakkapeliitta
Truck D2

NOKIAN TYRES HAKKAPELIITTA CITY BUS

WINTER TIRE FOR ALL AXLES – DURABILITY AND EXCELLENT GRIP FOR CITY BUSES

- Excellent winter grip in urban conditions.
- Reinforced sidewalls protect the tire against curbs.
- Siping designed for minimal heel/toe wear.



AVAILABLE SIZES

- 275/70R22.5 - T675218
- 295/80R22.5 - T675240

NOKIAN TYRES HAKKAPELIITTA CITY BUS

ALL SIZES

Product code	Size	LI/SS	TL/ TT	Rim	Permitted rims	Width (mm)	Diameter (mm)	Loaded static radius (mm)	Rolling circum-ference (mm)	Pressure (kPa)	Tread depth (mm)	Min. dual spacing (mm)	Rolling resistance	Wet grip	Noise class	Noise (dB)	M+S	Snow grip marking (3PMSF)
T675218	275/70R22.5	150/148J (152/148E)	TL	8.25	7.50	275	969	455	2945	900	20.5	311	D	B	B	72	Yes	Yes
T675240	295/80R22.5	152/148J (154/150E)	TL	9.00	8.25	298	1044	491	3204	850	17	335	D	B	B	75	Yes	Yes

LOAD CAPACITIES

Product code	Size	Fitting	Reference speed	Maximum load capacity per axle (kg) at various cold inflation pressures (kPa)										
			km/h	650	675	700	725	750	775	800	825	850	875	900
T675218	275/70R22.5	Single	70	5470	5640	5810	5970	6140	6300	6460	6620	6780	6940	7100
		Dual	70	9710	10010	10310	10600	10890	11180	11470	11750	12040	12320	12600
		Single	100	5160	5320	5480	5640	5790	5940	6100	6250	6400	6550	6700
		Dual	100	9710	10010	10310	10600	10890	11180	11470	11750	12040	12320	12600
T675240	295/80R22.5	Single	70	6050	6240	6420	6600	6790	6970	7140	7320	7500		
		Dual	70	10810	11140	11470	11800	12120	12450	12770	13080	13400		
		Single	100	5730	5900	6080	6250	6420	6590	6760	6930	7100		
		Dual	100	10170	10480	10790	11090	11400	11700	12000	12300	12600		

Note! The inflation pressures given in the table are minimum values. It is recommended to use 0.5-1.0 bar higher values to compensate the effect of temperature variation and possible pressure gauge error, but not more than 9.0 bar should be used.

NOKIAN TYRES HAKKAPELIITTA TRUCK F2

WINTER STEER AXLE TIRE FOR REGIONAL AND LONG-DISTANCE TRANSPORT – GRIP FOR DEMANDING WINTER CONDITIONS IN REGIONAL AND LONG-DISTANCE TRANSPORT

- Aggressive pattern, deep grooves and a new shoulder design enable reference-level grip and good self-cleaning.
- Improved Spiral Sipe System keeps the siping effective even when the tire wears down.
- New, large stone ejectors protect the tire from stone trapping.



AVAILABLE SIZES

- 295/80R22.5 - T675041
- 315/70R22.5 - T675040
- 315/80R22.5 - T675039
- 385/55R22.5 - T675236
- 385/55R22.5 - T675276
- 385/65R22.5 - T675237
- 385/65R22.5 - T675038

NOKIAN TYRES HAKKAPELIITTA TRUCK F2

ALL SIZES

Product code	Size	LI/SS	TL/TT	Rim	Permitted rims	Width (mm)	Diameter (mm)	Loaded static radius (mm)	Rolling circum-ference (mm)	Pressure (kPa)	Tread depth (mm)	Min. dual spacing (mm)	Rolling resistance	Wet grip	Noise class	Noise (dB)	M+S	Snow grip marking (3PMSF)
T675041	295/80R22.5	154/149M	TL	9.00	8.25	297	1054	491	3203	850	15	335	D	B	A	71	Yes	Yes
T675040	315/70R22.5	156/150L (154/150M)	TL	9.00	9.75	312	1021	471	3103	900	14	351	D	C	A	71	Yes	Yes
T675039	315/80R22.5	156/150L (154/150M)	TL	9.00	9.75	312	1078	501	3277	850	16	351	D	B	B	73	Yes	Yes
T675236	385/55R22.5	160K (158L)	TL	11.75	12.25	386	996	464	3027	900	15		D	B	B	74	Yes	Yes
T675276	385/55R22.5	160K	TL	11.75	12.25	381	1003	467	3049	900	13.5		C	B	B	73	Yes	Yes
T675237	385/65R22.5	164K	TL	11.75	12.25	381	1084	501	3295	900	16		C	B	B	75	Yes	Yes
T675038	385/65R22.5	160K (158L)	TL	11.75	12.25	376	1086	502	3301	900	16		E	B	B	73	Yes	Yes

LOAD CAPACITIES

Product code	Size	Fitting	Reference speed	Maximum load capacity per axle (kg) at various cold inflation pressures (kPa)										
			km/h	650	675	700	725	750	775	800	825	850	875	900
T675041	295/80R22.5	Single	130	6050	6240	6420	6600	6790	6970	7140	7320	7500		
		Dual	130	10490	10810	11130	11450	11760	12070	12380	12690	13000		
T675040	315/70R22.5	Single	120	6170	6360	6540	6730	6910	7100	7280	7460	7640	7820	8000
		Dual	120	10330	10650	10960	11270	11580	11890	12200	12500	12800	13100	13400
		Single	130	5780	5960	6130	6310	6480	6650	6830	7000	7160	7330	7500
		Dual	130	10330	10650	10960	11270	11580	11890	12200	12500	12800	13100	13400
T675039	315/80R22.5	Single	120	6450	6650	6850	7040	7240	7430	7620	7810	8000		
		Dual	120	11070	11410	11750	12080	12420	12750	13070	13400			
		Single	130	6200	6390	6580	6760	6950	7130	7320	7500			
		Dual	130	11070	11410	11750	12080	12420	12750	13070	13400			
T675236	385/55R22.5	Single	110	6940	7150	7360	7570	7780	7990	8190	8390	8600	8800	9000

Product code	Size	Fitting	Reference speed	Maximum load capacity per axle (kg) at various cold inflation pressures (kPa)										
			km/h	650	675	700	725	750	775	800	825	850	875	900
		Single	120	6860	7070	7280	7480	7690	7890	8100	8300	8500		
T675276	385/55R22.5	Single	110	7260	7480	7710	7920	8140	8360	8570	8790	9000		
		Single	110	6940	7150	7360	7570	7780	7990	8190	8390	8600	8800	9000
T675237	385/65R22.5	Single	110	7710	7940	8180	8410	8640	8870	9100	9330	9550	9780	10000
T675038	385/65R22.5	Single	110	6940	7150	7360	7570	7780	7990	8190	8390	8600	8800	9000
		Single	120	6860	7070	7280	7480	7690	7890	8100	8300	8500		

Note! The inflation pressures given in the table are minimum values. It is recommended to use 0.5-1.0 bar higher values to compensate the effect of temperature variation and possible pressure gauge error, but not more than 9.0 bar should be used.

NOKIAN TYRES HAKKA TRUCK COACH

ALL-WEATHER TIRE FOR ALL AXLES – CONFIDENT GRIP AND COMFORT FOR LONG-DISTANCE BUSES

- Grip-improving siping with unique activators and optimized open pattern design.
- Rubber compound and tread pattern optimized for smooth, quiet rides.
- Long service life and even wear pattern. Rock Resistor grooves prevent stone trapping.



AVAILABLE SIZES

- 295/80R22.5 - T675271
- 315/80R22.5 - T675272

NOKIAN TYRES HAKKA TRUCK COACH

ALL SIZES

Product code	Size	LI/SS	TL/ TT	Rim	Permitted rims	Width (mm)	Diameter (mm)	Loaded static radius (mm)	Rolling circum-ference (mm)	Pressure (kPa)	Tread depth (mm)	Min. dual spacing (mm)	Rolling resistance	Wet grip	Noise class	Noise (dB)	M+S	Snow grip marking (3PMSF)
T675271	295/80R22.5	154/149M	TL	9.00	8.25	297	1055	491	3207	850	15.5	335	D	C	A	70	Yes	Yes
T675272	315/80R22.5	156/150L	TL	9.00	9.75	314	1078	501	3277	850	15.5	351	C	C	A	69	Yes	Yes

LOAD CAPACITIES

Product code	Size	Fitting	Reference speed	Maximum load capacity per axle (kg) at various cold inflation pressures (kPa)								
			km/h	650	675	700	725	750	775	800	825	850
T675271	295/80R22.5	Single	130	6050	6240	6420	6600	6790	6970	7140	7320	7500
		Dual	130	10490	10810	11130	11450	11760	12070	12380	12690	13000
T675272	315/80R22.5	Single	120	6450	6650	6850	7040	7240	7430	7620	7810	8000
		Dual	120	10810	11140	11470	11800	12120	12450	12770	13080	13400

Note! The inflation pressures given in the table are minimum values. It is recommended to use 0.5-1.0 bar higher values to compensate the effect of temperature variation and possible pressure gauge error, but not more than 9.0 bar should be used.

NOKIAN TYRES HAKKA TRUCK STEER

ALL-WEATHER STEER AXLE TIRE – EXCELLENT MILEAGE FOR REGIONAL TRANSPORT

- Wide, slow-wearing tread for excellent mileage.
- New kind of sipe activators improve grip on snowy and wet surfaces.
- Stone ejectors protect the tire from stone trapping.



AVAILABLE SIZES

- 295/80R22.5 - T675221
- 315/60R22.5 - T675249
- 315/70R22.5 - T675220
- 315/80R22.5 - T675214
- 385/55R22.5 - T675241
- 385/65R22.5 - T675287
- 385/65R22.5 - T675222

NOKIAN TYRES HAKKA TRUCK STEER

ALL SIZES

Product code	Size	LI/SS	TL/ TT	Rim	Permitted rims	Width (mm)	Diameter (mm)	Loaded static radius (mm)	Rolling circum-ference (mm)	Pressure (kPa)	Tread depth (mm)	Min. dual spacing (mm)	Rolling resistance	Wet grip	Noise class	Noise (dB)	M+S	Snow grip marking (3PMSF)
T675221	295/80R22.5	154/149M	TL	9.00	8.25	298	1047	488	3182	850	15.5	335	D	B	A	70	Yes	Yes
T675249	315/60R22.5	154/148L	TL	9.00	9.75	314	959	449	2915	900	13	344	C	B	B	72	Yes	Yes
T675220	315/70R22.5	156/150L (154/150M)	TL	9.00	9.75	312	1021	471	3103	900	14	351	C	B	A	70	Yes	Yes
T675214	315/80R22.5	156/150L (154/150M)	TL	9.00	9.75	314	1079	501	3280	850	15.5	351	D	B	A	70	Yes	Yes
T675241	385/55R22.5	160K	TL	11.75	12.25	384	1005	468	3055	900	15.5		D	C	A	70	Yes	Yes
T675287	385/65R22.5	164K	TL														No	No
T675222	385/65R22.5	160K (158L)	TL	11.75	12.25	376	1083	501	3292	900	15.5		C	B	A	70	Yes	Yes

LOAD CAPACITIES

Product code	Size	Fitting	Reference speed	Maximum load capacity per axle (kg) at various cold inflation pressures (kPa)										
			km/h	650	675	700	725	750	775	800	825	850	875	900
T675221	295/80R22.5	Single	130	6050	6240	6420	6600	6790	6970	7140	7320	7500		
		Dual	130	10490	10810	11130	11450	11760	12070	12380	12690	13000		
T675249	315/60R22.5	Single	120	5780	5960	6130	6310	6480	6650	6830	7000	7160	7330	7500
		Dual	120	9710	10010	10310	10600	10890	11180	11470	11750	12040	12320	12600
T675220	315/70R22.5	Single	120	6170	6360	6540	6730	6910	7100	7280	7460	7640	7820	8000
		Dual	120	10330	10650	10960	11270	11580	11890	12200	12500	12800	13100	13400
		Single	130	5780	5960	6130	6310	6480	6650	6830	7000	7160	7330	7500
		Dual	130	10330	10650	10960	11270	11580	11890	12200	12500	12800	13100	13400
T675214	315/80R22.5	Single	120	6450	6650	6850	7040	7240	7430	7620	7810	8000		
		Dual	120	11070	11410	11750	12080	12420	12750	13070	13400			
		Single	130	6200	6390	6580	6760	6950	7130	7320	7500			

Product code	Size	Fitting	Reference speed	Maximum load capacity per axle (kg) at various cold inflation pressures (kPa)										
			km/h	650	675	700	725	750	775	800	825	850	875	900
		Dual	130	11070	11410	11750	12080	12420	12750	13070	13400			
T675241	385/55R22.5	Single	110	6940	7150	7360	7570	7780	7990	8190	8390	8600	8800	9000
T675222	385/65R22.5	Single	110	6940	7150	7360	7570	7780	7990	8190	8390	8600	8800	9000
		Single	120	6860	7070	7280	7480	7690	7890	8100	8300	8500		

Note! The inflation pressures given in the table are minimum values. It is recommended to use 0.5-1.0 bar higher values to compensate the effect of temperature variation and possible pressure gauge error, but not more than 9.0 bar should be used.

NOKIAN TYRES E-TRUCK STEER

ALL-SEASON STEER AXLE TIRE – GOOD GRIP AND MILEAGE FOR REGIONAL TRANSPORTS

- New type of zigzag-shaped grooves prevent stone trapping.
- Even wear pattern for good mileage.
- Spiral Sipe System adds grip on all roads.



AVAILABLE SIZES

- 295/80R22.5 - T675226
- 315/70R22.5 - T675223
- 315/80R22.5 - T675219
- 385/55R22.5 - T675248
- 385/65R22.5 - T675247

NOKIAN TYRES E-TRUCK STEER

ALL SIZES

Product code	Size	LI/SS	TL/TT	Rim	Permitted rims	Width (mm)	Diameter (mm)	Loaded static radius (mm)	Rolling circum-ference (mm)	Pressure (kPa)	Tread depth (mm)	Min. dual spacing (mm)	Rolling resistance	Wet grip	Noise class	Noise (dB)	M+S	Snow grip marking (3PMSF)
T675226	295/80R22.5	152/148M	TL	9.00	8.25	298	1044	487	3173	850	13.5	335	C	B	A	70	Yes	Yes
T675223	315/70R22.5	154/150L (152/148M)	TL	9.00	9.75	318	1019	473	3097	900	13.5	351	C	A	A	70	Yes	Yes
T675219	315/80R22.5	156/150L (154/150M)	TL	9.00	9.75	314	1071	498	3255	850	14.5	351	C	A	A	69	Yes	Yes
T675248	385/55R22.5	160K	TL	11.75	12.25	381	999	465	3037	900	12.5		B	B	A	68	Yes	Yes
T675247	385/65R22.5	160K	TL	11.75	12.25	378	1078	498	3277	900	13.5		C	B	A	71	Yes	Yes

LOAD CAPACITIES

Product code	Size	Fitting	Reference speed	Maximum load capacity per axle (kg) at various cold inflation pressures (kPa)										
			km/h	650	675	700	725	750	775	800	825	850	875	900
T675226	295/80R22.5	Single	130	5730	5900	6080	6250	6420	6590	6760	6930	7100		
		Dual	130	10170	10480	10790	11090	11400	11700	12000	12300	12600		
T675223	315/70R22.5	Single	120	5780	5960	6130	6310	6480	6650	6830	7000	7160	7330	7500
		Dual	120	10330	10650	10960	11270	11580	11890	12200	12500	12800	13100	13400
		Single	130	5730	5900	6080	6250	6420	6590	6760	6930	7100		
		Dual	130	10170	10480	10790	11090	11400	11700	12000	12300	12600		
T675219	315/80R22.5	Single	120	6450	6650	6850	7040	7240	7430	7620	7810	8000		
		Dual	120	11070	11410	11750	12080	12420	12750	13070	13400			
		Single	130	6200	6390	6580	6760	6950	7130	7320	7500			
		Dual	130	11070	11410	11750	12080	12420	12750	13070	13400			
T675248	385/55R22.5	Single	110	6940	7150	7360	7570	7780	7990	8190	8390	8600	8800	9000
T675247	385/65R22.5	Single	110	6940	7150	7360	7570	7780	7990	8190	8390	8600	8800	9000

Note! The inflation pressures given in the table are minimum values. It is recommended to use 0.5-1.0 bar higher values to compensate the effect of temperature variation and possible pressure gauge error, but not more than 9.0 bar should be used.

NOKIAN TYRES E-TRUCK STEER 17.5

ALL-SEASON STEER AXLE TIRE – STABILITY FOR LIGHT AND MEDIUM TRANSPORT

- Robust pattern with good stability and handling properties.
- Special zigzag-shaped wide grooves effectively reduce stone trapping.
- Abrasion-resistant rubber compound provides good mileage.



AVAILABLE SIZES

- 215/75R17.5 - T675252
- 235/75R17.5 - T675253

NOKIAN TYRES E-TRUCK STEER 17.5

ALL SIZES

Product code	Size	LI/SS	TL/ TT	Rim	Permitted rims	Width (mm)	Diameter (mm)	Loaded static radius (mm)	Rolling circum-ference (mm)	Pressure (kPa)	Tread depth (mm)	Min. dual spacing (mm)	Rolling resistance	Wet grip	Noise class	Noise (dB)	M+S	Snow grip marking (3PMSF)
T675252	215/75R17.5	126/124M	TL	6.00	6.75	213	761	357	2313	700	11.7	239	C	C	A	70	Yes	Yes
T675253	235/75R17.5	132/130M	TL	6.75	7.50	238	791	370	2404	775	12.2	262	C	B	A	67	Yes	Yes

LOAD CAPACITIES

Product code	Size	Fitting	Reference speed	Maximum load capacity per axle (kg) at various cold inflation pressures (kPa)											
			km/h	500	525	550	575	600	625	650	675	700	725	750	775
T675252	215/75R17.5	Single	130	2600	2700	2800	2900	3010	3110	3200	3300	3400			
		Dual	130	4890	5080	5280	5470	5660	5850	6030	6220	6400			
T675253	235/75R17.5	Single	130			3040	3150	3260	3370	3470	3580	3690	3790	3900	4000
		Dual	130			5780	5990	6190	6400	6600	6800	7010	7210	7400	7600

Note! The inflation pressures given in the table are minimum values. It is recommended to use 0.5-1.0 bar higher values to compensate the effect of temperature variation and possible pressure gauge error, but not more than 9.0 bar should be used.

NOKIAN TYRES E-TRUCK STEER 19.5

ALL-SEASON STEER AXLE TIRE – STABILITY FOR LIGHT AND MEDIUM TRANSPORT

- Robust pattern with good stability and handling properties.
- Special zigzag-shaped wide grooves effectively reduce stone trapping.
- Abrasion-resistant rubber compound provides good mileage.



AVAILABLE SIZES

- 265/70R19.5 - T675263
- 285/70R19.5 - T675262

NOKIAN TYRES E-TRUCK STEER 19.5

ALL SIZES

Product code	Size	LI/SS	TL/ TT	Rim	Permitted rims	Width (mm)	Diameter (mm)	Loaded static radius (mm)	Rolling circum-ference (mm)	Pressure (kPa)	Tread depth (mm)	Min. dual spacing (mm)	Rolling resistance	Wet grip	Noise class	Noise (dB)	M+S	Snow grip marking (3PMSF)
T675263	265/70R19.5	140/138M	TL	7.50	6.75, 8.25	252	859	398	2611	775	12.7	295	C	B	A	68	Yes	Yes
T675262	285/70R19.5	145/143M	TL	8.25	9.00	270	887	409	2696	850	13.1	318	C	C	A	67	Yes	Yes

LOAD CAPACITIES

Product code	Size	Fitting	Reference speed	Maximum load capacity per axle (kg) at various cold inflation pressures (kPa)												
			km/h	550	575	600	625	650	675	700	725	750	775	800	825	850
T675263	265/70R19.5	Single	130	3800	3940	4070	4210	4340	4480	4610	4740	4870	5000			
		Dual	130	7170	7430	7690	7950	8200	8450	8700	8950	9200	9440			
T675262	285/70R19.5	Single	130			4390	4540	4680	4820	4970	5110	5250	5390	5530	5660	5800
		Dual	130			8250	8520	8790	9060	9330	9600	9860	10120	10380	10640	10900

Note! The inflation pressures given in the table are minimum values. It is recommended to use 0.5-1.0 bar higher values to compensate the effect of temperature variation and possible pressure gauge error, but not more than 9.0 bar should be used.

NOKIAN TYRES R-TRUCK STEER

STEER AXLE TIRE – CONTROLLED STEERING FOR ON/OFF-ROAD USE

- Stone ejectors in the main grooves prolong operating life especially on rough surfaces.
- High quality rubber compound for a long service life.
- Low heat build-up means the tire wears evenly and retains its good properties throughout its lifetime.



AVAILABLE SIZES

- 315/80R22.5 - T675238
- 385/65R22.5 - T675260
- 385/65R22.5 - T675239

NOKIAN TYRES R-TRUCK STEER

ALL SIZES

Product code	Size	LI/SS	TL/ TT	Rim	Permitted rims	Width (mm)	Diameter (mm)	Loaded static radius (mm)	Rolling circum-ference (mm)	Pressure (kPa)	Tread depth (mm)	Min. dual spacing (mm)	Rolling resistance	Wet grip	Noise class	Noise (dB)	M+S	Snow grip marking (3PMSF)
T675238	315/80R22.5	156/150K	TL	9.00	9.75	309	1082	503	3289	825	16	351	C	B	A	70	Yes	Yes
T675260	385/65R22.5	164K	TL	11.75	12.25	381	1086	502	3301	900	16		C	C	A	70	Yes	Yes
T675239	385/65R22.5	160K	TL	11.75	12.25	378	1086	502	3301	900	16		C	B	A	71	Yes	Yes

LOAD CAPACITIES

Product code	Size	Fitting	Reference speed	Maximum load capacity per axle (kg) at various cold inflation pressures (kPa)										
			km/h	650	675	700	725	750	775	800	825	850	875	900
T675238	315/80R22.5	Single	110	6610	6810	7010	7210	7410	7610	7810	8000			
		Dual	110	11070	11410	11750	12080	12420	12750	13070	13400			
T675260	385/65R22.5	Single	110	7710	7940	8180	8410	8640	8870	9100	9330	9550	9780	10000
T675239	385/65R22.5	Single	110	6940	7150	7360	7570	7780	7990	8190	8390	8600	8800	9000

Note! The inflation pressures given in the table are minimum values. It is recommended to use 0.5-1.0 bar higher values to compensate the effect of temperature variation and possible pressure gauge error, but not more than 9.0 bar should be used.

NOKIAN TYRES HAKKAPELIITTA TRUCK D

WINTER DRIVE AXLE TIRE – SUPERIOR GRIP AND STABILITY IN THE LONG HAUL

- The deep 3D siping maintains grip even when the tire wears down.
- The patented Twin-Block pattern design ensures superior traction especially on packed snow and icy roads.
- New design with a lower rolling resistance saves fuel and the environment.



AVAILABLE SIZES

- 275/70R22.5 - T675233
- 295/80R22.5 - T675031
- 315/70R22.5 - T675032
- 315/80R22.5 - T675030

NOKIAN TYRES HAKKAPELIITTA TRUCK D

ALL SIZES

Product code	Size	LI/SS	TL/ TT	Rim	Permitted rims	Width (mm)	Diameter (mm)	Loaded static radius (mm)	Rolling circum-ference (mm)	Pressure (kPa)	Tread depth (mm)	Min. dual spacing (mm)	Rolling resistance	Wet grip	Noise class	Noise (dB)	M+S	Snow grip marking (3PMSF)
T675233	275/70R22.5	148/145M	TL	8.25	7.50	276	958	445	2912	900	16	311	D	B	B	75	Yes	Yes
T675031	295/80R22.5	152/148M	TL	9.00	8.25	296	1063	495	3231	850	20	335	D	C	B	74	Yes	Yes
T675032	315/70R22.5	152/148M (154/150L)	TL	9.00	9.75	314	1032	476	3137	850	19.5	351	D	C	A	73	Yes	Yes
T675030	315/80R22.5	154/150M (156/150L)	TL	9.00	9.75	312	1087	504	3304	825	20	351	D	D	B	76	Yes	Yes

LOAD CAPACITIES

Product code	Size	Fitting	Reference speed	Maximum load capacity per axle (kg) at various cold inflation pressures (kPa)										
			km/h	650	675	700	725	750	775	800	825	850	875	900
T675233	275/70R22.5	Single	130	4860	5000	5150	5300	5440	5590	5730	5880	6020	6160	6300
		Dual	130	8940	9220	9490	9760	10030	10290	10560	10820	11080	11340	11600
T675031	295/80R22.5	Single	130	5730	5900	6080	6250	6420	6590	6760	6930	7100		
		Dual	130	10170	10480	10790	11090	11400	11700	12000	12300	12600		
T675032	315/70R22.5	Single	120	5780	5960	6130	6310	6480	6650	6830	7000	7160	7330	7500
		Dual	120	10330	10650	10960	11270	11580	11890	12200	12500	12800	13100	13400
		Single	130	5730	5900	6080	6250	6420	6590	6760	6930	7100		
		Dual	130	10170	10480	10790	11090	11400	11700	12000	12300	12600		
T675030	315/80R22.5	Single	120	6450	6650	6850	7040	7240	7430	7620	7810	8000		
		Dual	120	11070	11410	11750	12080	12420	12750	13070	13400			
		Single	130	6200	6390	6580	6760	6950	7130	7320	7500			
		Dual	130	11070	11410	11750	12080	12420	12750	13070	13400			

Note! The inflation pressures given in the table are minimum values. It is recommended to use 0.5-1.0 bar higher values to compensate the effect of temperature variation and possible pressure gauge error, but not more than 9.0 bar should be used.

NOKIAN TYRES HAKKAPELIITTA TRUCK E2

WINTER DRIVE AXLE TIRE – SUPERIOR TRACTION AND OPTIMIZED PERFORMANCE ON SEVERE WINTER CONDITIONS

- Deeper reach, better grip when worn and improved stability due to peg siping.
- Consistent rigidity and even wear pattern brought by connected block system.
- Increased tire service life enabled by the open center tread design and extra deep-reaching center sipes.



AVAILABLE SIZES

- 275/70R22.5 - T675274
- 295/80R22.5 - T675259
- 315/70R22.5 - T675258
- 315/80R22.5 - T675257

NOKIAN TYRES HAKKAPELIITTA TRUCK E2

ALL SIZES

Product code	Size	LI/SS	TL/ TT	Rim	Permitted rims	Width (mm)	Diameter (mm)	Loaded static radius (mm)	Rolling circum-ference (mm)	Pressure (kPa)	Tread depth (mm)	Min. dual spacing (mm)	Rolling resistance	Wet grip	Noise class	Noise (dB)	M+S	Snow grip marking (3PMSF)
T675274	275/70R22.5	148/145M	TL	8.25	7.50	266	969	450	2945	900	17.5	311	E	C	B	74	Yes	Yes
T675259	295/80R22.5	152/148M	TL	9.00	9.75	297	1064	495	3224	850	20	335	D	D	B	74	Yes	Yes
T675258	315/70R22.5	154/150L (152/148M)	TL	9.00	9.75	314	1027	474	3122	900	18.5	351	D	D	B	74	Yes	Yes
T675257	315/80R22.5	156/150L (154/150M)	TL	9.00	9.75	314	1089	506	3310	850	19.5	351	D	D	A	73	Yes	Yes

LOAD CAPACITIES

Product code	Size	Fitting	Reference speed	Maximum load capacity per axle (kg) at various cold inflation pressures (kPa)										
			km/h	650	675	700	725	750	775	800	825	850	875	900
T675274	275/70R22.5	Single	130	4860	5000	5150	5300	5440	5590	5730	5880	6020	6160	6300
		Dual	130	8940	9220	9490	9760	10030	10290	10560	10820	11080	11340	11600
T675259	295/80R22.5	Single	130	5730	5900	6080	6250	6420	6590	6760	6930	7100		
		Dual	130	10170	10480	10790	11090	11400	11700	12000	12300	12600		
T675258	315/70R22.5	Single	120	5780	5960	6130	6310	6480	6650	6830	7000	7160	7330	7500
		Dual	120	10330	10650	10960	11270	11580	11890	12200	12500	12800	13100	13400
		Single	130	5730	5900	6080	6250	6420	6590	6760	6930	7100		
		Dual	130	10170	10480	10790	11090	11400	11700	12000	12300	12600		
T675257	315/80R22.5	Single	120	6450	6650	6850	7040	7240	7430	7620	7810	8000		
		Dual	120	11070	11410	11750	12080	12420	12750	13070	13400			
		Single	130	6200	6390	6580	6760	6950	7130	7320	7500			
		Dual	130	11070	11410	11750	12080	12420	12750	13070	13400			

Note! The inflation pressures given in the table are minimum values. It is recommended to use 0.5-1.0 bar higher values to compensate the effect of temperature variation and possible pressure gauge error, but not more than 9.0 bar should be used.

NOKIAN TYRES HAKKA TRUCK DRIVE

ALL-WEATHER DRIVE AXLE TIRE – GRIP FOR REGIONAL TRANSPORT

- Open V-shaped tread design with good self-cleaning.
- Optimized tread pattern staggering ensures even wear pattern.
- Effective siping improves grip in both acceleration and braking.



AVAILABLE SIZES

- 295/60R22.5 - T675250
- 295/80R22.5 - T675034
- 315/60R22.5 - T675251
- 315/70R22.5 - T675036
- 315/80R22.5 - T675035

NOKIAN TYRES HAKKA TRUCK DRIVE

ALL SIZES

Product code	Size	LI/SS	TL/ TT	Rim	Permitted rims	Width (mm)	Diameter (mm)	Loaded static radius (mm)	Rolling circum-ference (mm)	Pressure (kPa)	Tread depth (mm)	Min. dual spacing (mm)	Rolling resistance	Wet grip	Noise class	Noise (dB)	M+S	Snow grip marking (3PMSF)
T675250	295/60R22.5	150/147L	TL	9.00	9.75	299	931	437	2830	900	15	329	D	C	B	76	Yes	Yes
T675034	295/80R22.5	152/148M	TL	9.00	8.25	296	1060	488	3222	850	18.5	335	E	C	B	75	Yes	Yes
T675251	315/60R22.5	152/148L	TL	9.00	9.75	311	963	450	2927	900	15.5	344	C	C	B	76	Yes	Yes
T675036	315/70R22.5	152/148M (154/150L)	TL	9.00	9.75	314	1029	474	3128	850	18	351	D	C	B	75	Yes	Yes
T675035	315/80R22.5	154/150M (156/150L)	TL	9.00	9.75	312	1085	504	3298	825	18.5	351	D	C	B	74	Yes	Yes

LOAD CAPACITIES

Product code	Size	Fitting	Reference speed	Maximum load capacity per axle (kg) at various cold inflation pressures (kPa)										
			km/h	650	675	700	725	750	775	800	825	850	875	900
T675250	295/60R22.5	Single	120	5160	5320	5480	5640	5790	5940	6100	6250	6400	6550	6700
		Dual	120	9480	9770	10060	10350	10630	10910	11190	11470	11750	12030	12300
T675034	295/80R22.5	Single	130	5730	5900	6080	6250	6420	6590	6760	6930	7100		
		Dual	130	10170	10480	10790	11090	11400	11700	12000	12300	12600		
T675251	315/60R22.5	Single	120	5470	5640	5810	5970	6140	6300	6460	6620	6780	6940	7100
		Dual	120	9710	10010	10310	10600	10890	11180	11470	11750	12040	12320	12600
T675036	315/70R22.5	Single	120	5780	5960	6130	6310	6480	6650	6830	7000	7160	7330	7500
		Dual	120	10330	10650	10960	11270	11580	11890	12200	12500	12800	13100	13400
		Single	130	5730	5900	6080	6250	6420	6590	6760	6930	7100		
		Dual	130	10170	10480	10790	11090	11400	11700	12000	12300	12600		
T675035	315/80R22.5	Single	120	6450	6650	6850	7040	7240	7430	7620	7810	8000		
		Dual	120	11070	11410	11750	12080	12420	12750	13070	13400			
		Single	130	6200	6390	6580	6760	6950	7130	7320	7500			

Product code	Size	Fitting	Reference speed	Maximum load capacity per axle (kg) at various cold inflation pressures (kPa)										
			km/h	650	675	700	725	750	775	800	825	850	875	900
		Dual	130	11070	11410	11750	12080	12420	12750	13070	13400			

Note! The inflation pressures given in the table are minimum values. It is recommended to use 0.5-1.0 bar higher values to compensate the effect of temperature variation and possible pressure gauge error, but not more than 9.0 bar should be used.

NOKIAN TYRES E-TRUCK DRIVE

ALL-SEASON DRIVE AXLE TIRE – RELIABLE TRACTION AND EVEN WEAR FOR REGIONAL TRANSPORT

- Effective block pattern and open center tread design ensure good traction.
- Even wear pattern for a long, trouble-free service life.
- Low rolling resistance and tire noise for fuel economy and comfort.



AVAILABLE SIZES

- 295/80R22.5 - T675225
- 295/80R22.5 - T675282
- 315/70R22.5 - T675224
- 315/70R22.5 - T675281
- 315/80R22.5 - T675280

NOKIAN TYRES E-TRUCK DRIVE

ALL SIZES

Product code	Size	LI/SS	TL/ TT	Rim	Permitted rims	Width (mm)	Diameter (mm)	Loaded static radius (mm)	Rolling circum-ference (mm)	Pressure (kPa)	Tread depth (mm)	Min. dual spacing (mm)	Rolling resistance	Wet grip	Noise class	Noise (dB)	M+S	Snow grip marking (3PMSF)
T675225	295/80R22.5	152/148M	TL	8.25		298	1044	491	3204	850	17.5	335	D	C	B	75	Yes	Yes
T675282	295/80R22.5	152/148M	TL	8.25		297	1054	491	3204	850	17.5	335	D	C	B	75	Yes	Yes
T675224	315/70R22.5	154/150L (152/148M)	TL	9.00	9.75	314	1027	474	3122	900	17.5	351	D	B	A	73	Yes	Yes
T675281	315/70R22.5	154/150L (152/148M)	TL	9.00	9.75	314	1027	474	3122	900	17.5	351	C	C	A	73	Yes	Yes
T675280	315/80R22.5	154/150M (156/150L)	TL	9.00	9.75	314	1076	502	3286	825	17.5	351	D	C	B	76	Yes	Yes

LOAD CAPACITIES

Product code	Size	Fitting	Reference speed	Maximum load capacity per axle (kg) at various cold inflation pressures (kPa)										
			km/h	650	675	700	725	750	775	800	825	850	875	900
T675225	295/80R22.5	Single	130	5730	5900	6080	6250	6420	6590	6760	6930	7100		
		Dual	130	10170	10480	10790	11090	11400	11700	12000	12300	12600		
T675282	295/80R22.5	Single	130	5730	5900	6080	6250	6420	6590	6760	6930	7100		
		Dual	130	10170	10480	10790	11090	11400	11700	12000	12300	12600		
T675224	315/70R22.5	Single	120	5780	5960	6130	6310	6480	6650	6830	7000	7160	7330	7500
		Dual	120	10330	10650	10960	11270	11580	11890	12200	12500	12800	13100	13400
		Single	130	5730	5900	6080	6250	6420	6590	6760	6930	7100		
		Dual	130	10170	10480	10790	11090	11400	11700	12000	12300	12600		
T675281	315/70R22.5	Single	120	5780	5960	6130	6310	6480	6650	6830	7000	7160	7330	7500
		Dual	120	10330	10650	10960	11270	11580	11890	12200	12500	12800	13100	13400
		Single	130	5730	5900	6080	6250	6420	6590	6760	6930	7100		
		Dual	130	10170	10480	10790	11090	11400	11700	12000	12300	12600		
T675280	315/80R22.5	Single	120	6450	6650	6850	7040	7240	7430	7620	7810	8000		

Product code	Size	Fitting	Reference speed	Maximum load capacity per axle (kg) at various cold inflation pressures (kPa)										
			km/h	650	675	700	725	750	775	800	825	850	875	900
		Dual	120	11070	11410	11750	12080	12420	12750	13070	13400			
		Single	130	6200	6390	6580	6760	6950	7130	7320	7500			
		Dual	130	11070	11410	11750	12080	12420	12750	13070	13400			

Note! The inflation pressures given in the table are minimum values. It is recommended to use 0.5-1.0 bar higher values to compensate the effect of temperature variation and possible pressure gauge error, but not more than 9.0 bar should be used.

NOKIAN TYRES E-TRUCK DRIVE 17.5

ALL-SEASON DRIVE AXLE TIRE – DURABILITY FOR LIGHT AND MEDIUM TRANSPORT

- Open block design with semi-open shoulder design improves the grip in all weather conditions.
- Optimized tread block staggering enables even wear shape and a long tire life.
- Abrasion-resistant rubber compound provides good mileage.



AVAILABLE SIZES

- 215/75R17.5 - T675255
- 235/75R17.5 - T675256

NOKIAN TYRES E-TRUCK DRIVE 17.5

ALL SIZES

Product code	Size	LI/SS	TL/ TT	Rim	Permitted rims	Width (mm)	Diameter (mm)	Loaded static radius (mm)	Rolling circum-ference (mm)	Pressure (kPa)	Tread depth (mm)	Min. dual spacing (mm)	Rolling resistance	Wet grip	Noise class	Noise (dB)	M+S	Snow grip marking (3PMSF)
T675255	215/75R17.5	126/124M	TL	6.00	6.75	213	763	358	2319	700	13.4	239	D	D	A	72	Yes	Yes
T675256	235/75R17.5	132/130M	TL	6.75	7.50	238	791	370	2404	775	13.8	262	D	C	A	72	Yes	Yes

LOAD CAPACITIES

Product code	Size	Fitting	Reference speed	Maximum load capacity per axle (kg) at various cold inflation pressures (kPa)											
			km/h	500	525	550	575	600	625	650	675	700	725	750	775
T675255	215/75R17.5	Single	130	2600	2700	2800	2900	3010	3110	3200	3300	3400			
		Dual	130	4890	5080	5280	5470	5660	5850	6030	6220	6400			
T675256	235/75R17.5	Single	130			3040	3150	3260	3370	3470	3580	3690	3790	3900	4000
		Dual	130			5780	5990	6190	6400	6600	6800	7010	7210	7400	7600

Note! The inflation pressures given in the table are minimum values. It is recommended to use 0.5-1.0 bar higher values to compensate the effect of temperature variation and possible pressure gauge error, but not more than 9.0 bar should be used.

NOKIAN TYRES E-TRUCK DRIVE 19.5

ALL-SEASON DRIVE AXLE TIRE – DURABILITY FOR LIGHT AND MEDIUM TRANSPORT

- Open block design with semi-open shoulder design improves the grip in all weather conditions.
- Optimized tread block staggering enables even wear shape and long tire life.
- Abrasion-resistant rubber compound provides good mileage.



AVAILABLE SIZES

- 265/70R19.5 - T675265
- 285/70R19.5 - T675264

NOKIAN TYRES E-TRUCK DRIVE 19.5

ALL SIZES

Product code	Size	LI/SS	TL/ TT	Rim	Permitted rims	Width (mm)	Diameter (mm)	Loaded static radius (mm)	Rolling circum-ference (mm)	Pressure (kPa)	Tread depth (mm)	Min. dual spacing (mm)	Rolling resistance	Wet grip	Noise class	Noise (dB)	M+S	Snow grip marking (3PMSF)
T675265	265/70R19.5	140/138M	TL	7.50	6.75, 8.25	252	865	400	2629	775	15	295	D	C	A	72	Yes	Yes
T675264	285/70R19.5	145/143M	TL	8.25	9.00	270	889	410	2702	850	14.3	318	C	C	A	73	Yes	Yes

LOAD CAPACITIES

Product code	Size	Fitting	Reference speed	Maximum load capacity per axle (kg) at various cold inflation pressures (kPa)												
			km/h	550	575	600	625	650	675	700	725	750	775	800	825	850
T675265	265/70R19.5	Single	130	3800	3940	4070	4210	4340	4480	4610	4740	4870	5000			
		Dual	130	7170	7430	7690	7950	8200	8450	8700	8950	9200	9440			
T675264	285/70R19.5	Single	130			4390	4540	4680	4820	4970	5110	5250	5390	5530	5660	5800
		Dual	130			8250	8520	8790	9060	9330	9600	9860	10120	10380	10640	10900

Note! The inflation pressures given in the table are minimum values. It is recommended to use 0.5-1.0 bar higher values to compensate the effect of temperature variation and possible pressure gauge error, but not more than 9.0 bar should be used.

NOKIAN TYRES R-TRUCK DRIVE

DRIVE AXLE TIRE – DURABILITY FOR DEMANDING ON/OFF-ROAD USE

- Open tread pattern ensures good self-cleaning and grip in changing driving conditions.
- High quality rubber compound for a long service life.
- Low heat build-up means the tire wears evenly and retains its good properties throughout its lifetime.



AVAILABLE SIZES

- 315/80R22.5 - T675235

NOKIAN TYRES R-TRUCK DRIVE

ALL SIZES

Product code	Size	LI/SS	TL/ TT	Rim	Permitted rims	Width (mm)	Diameter (mm)	Loaded static radius (mm)	Rolling circum-ference (mm)	Pressure (kPa)	Tread depth (mm)	Min. dual spacing (mm)	Rolling resistance	Wet grip	Noise class	Noise (dB)	M+S	Snow grip marking (3PMSF)
T675235	315/80R22.5	156/150K	TL	9.00	9.75	312	1076	500	3271	825	21	351	D	C	B	75	Yes	Yes

LOAD CAPACITIES

Product code	Size	Fitting	Reference speed	Maximum load capacity per axle (kg) at various cold inflation pressures (kPa)							
			km/h	650	675	700	725	750	775	800	825
T675235	315/80R22.5	Single	110	6610	6810	7010	7210	7410	7610	7810	8000
		Dual	110	11070	11410	11750	12080	12420	12750	13070	13400

Note! The inflation pressures given in the table are minimum values. It is recommended to use 0.5-1.0 bar higher values to compensate the effect of temperature variation and possible pressure gauge error, but not more than 9.0 bar should be used.

NOKIAN TYRES HAKKAPELIITTA TRUCK T

WINTER TRAILER TIRE – STABLE PERFORMANCE AND SECURE TRACTION ON SNOW AND ICE

- Wide zigzag-shape grooves improve self-cleaning and grip on snow.
- Strong shoulders resist wear even in tight cornering.
- Marked stud locations for effective studding.



AVAILABLE SIZES

- 265/70R19.5 - T675232

NOKIAN TYRES HAKKAPELIITTA TRUCK T

ALL SIZES

Product code	Size	LI/SS	TL/ TT	Rim	Permitted rims	Width (mm)	Diameter (mm)	Loaded static radius (mm)	Rolling circum-ference (mm)	Pressure (kPa)	Tread depth (mm)	Min. dual spacing (mm)	Rolling resistance	Wet grip	Noise class	Noise (dB)	M+S	Snow grip marking (3PMSF)
T675232	265/70R19.5	143/141J	TL	7.50	6.75, 8.25	262	867	406	2635	850	14.5	295	D	C	B	72	Yes	Yes

LOAD CAPACITIES

Product code	Size	Fitting	Reference speed	Maximum load capacity per axle (kg) at various cold inflation pressures (kPa)								
			km/h	650	675	700	725	750	775	800	825	850
T675232	265/70R19.5	Single	100	4400	4530	4670	4800	4930	5060	5190	5320	5450
		Dual	100	8310	8570	8820	9070	9320	9570	9810	10060	10300

Note! The inflation pressures given in the table are minimum values. It is recommended to use 0.5-1.0 bar higher values to compensate the effect of temperature variation and possible pressure gauge error, but not more than 9.0 bar should be used.

NOKIAN TYRES HAKKA TRUCK 844

STURDY TIRE FOR ALL SEASONS

- Belt structure ensures even wear and excellent mileage.
- The Spiral Sipe System maintains tire properties even when worn.
- Stone ejectors in the main grooves reduce stone trapping.



AVAILABLE SIZES

- 265/70R19.5 - T675028

NOKIAN TYRES HAKKA TRUCK 844

ALL SIZES

Product code	Size	LI/SS	TL/TT	Rim	Permitted rims	Width (mm)	Diameter (mm)	Loaded static radius (mm)	Rolling circumference (mm)	Tread depth (mm)	Min. dual spacing (mm)	M+S	Snow grip marking (3PMSF)
T675028	265/70R19.5	143/141J	TL	7.50	6.75, 8.25	251	872	403	2650	14	295	Yes	Yes

NOKIAN TYRES HAKKA TRUCK 844+

STURDY TIRE FOR ALL SEASONS

- Belt structure ensures even wear and excellent mileage.
- The Spiral Sipe System maintains tire properties even when worn.
- Stone ejectors in the main grooves reduce stone trapping.



AVAILABLE SIZES

- 275/70R22.5 - T675215

nokian TYRES

NOKIAN TYRES HAKKA TRUCK 844+

ALL SIZES

Product code	Size	LI/SS	TL/ TT	Rim	Permitted rims	Width (mm)	Diameter (mm)	Loaded static radius (mm)	Rolling circum-ference (mm)	Pressure (kPa)	Tread depth (mm)	Min. dual spacing (mm)	Rolling resistance	Wet grip	Noise class	Noise (dB)	M+S	Snow grip marking (3PMSF)
T675215	275/70R22.5	148/145L	TL	8.25	7.50	272	964	448	2930	900	14.5	311	C	B	A	67	Yes	Yes

LOAD CAPACITIES

Product code	Size	Fitting	Reference speed	Maximum load capacity per axle (kg) at various cold inflation pressures (kPa)										
			km/h	650	675	700	725	750	775	800	825	850	875	900
T675215	275/70R22.5	Single	120	4860	5000	5150	5300	5440	5590	5730	5880	6020	6160	6300
		Dual	120	8940	9220	9490	9760	10030	10290	10560	10820	11080	11340	11600

Note! The inflation pressures given in the table are minimum values. It is recommended to use 0.5-1.0 bar higher values to compensate the effect of temperature variation and possible pressure gauge error, but not more than 9.0 bar should be used.

NOKIAN TYRES HAKKA TRUCK TRAILER

ALL-WEATHER TRAILER TIRE – MILEAGE AND STABILITY FOR REGIONAL TRANSPORT

- New tread compound and tire construction for higher mileage and lower rolling resistance.
- Sturdy 5-rib open groove tread pattern with its dense, deep interlocking sipes ensures better grip.
- The wide shoulder design for improved stability and lateral grip as well as protection against lateral scrubbing.



AVAILABLE SIZES

- 265/70R19.5 - T675268
- 275/70R22.5 - T675273
- 385/55R22.5 - T675267
- 385/65R22.5 - T675266

NOKIAN TYRES HAKKA TRUCK TRAILER

ALL SIZES

Product code	Size	LI/SS	TL/ TT	Rim	Permitted rims	Width (mm)	Diameter (mm)	Loaded static radius (mm)	Rolling circum-ference (mm)	Pressure (kPa)	Tread depth (mm)	Min. dual spacing (mm)	Rolling resistance	Wet grip	Noise class	Noise (dB)	M+S	Snow grip marking (3PMSF)
T675268	265/70R19.5	143/141J	TL	7.50	6.75, 8.25	252	871	403	2648	850	14	295	C	C	A	71	Yes	Yes
T675273	275/70R22.5	148/145L	TL	8.25	7.50	273	969	450	2945	900	14.5	311	D	C	A	68	Yes	Yes
T675267	385/55R22.5	160K (158L)	TL	11.75	12.25	381	1003	467	3049	900	15		B	C	A	69	Yes	Yes
T675266	385/65R22.5	160K (158L)	TL	11.75	12.25	380	1084	501	3295	900	15.5		B	C	A	67	Yes	Yes

LOAD CAPACITIES

Product code	Size	Fitting	Reference speed	Maximum load capacity per axle (kg) at various cold inflation pressures (kPa)										
			km/h	650	675	700	725	750	775	800	825	850	875	900
T675268	265/70R19.5	Single	100	4400	4530	4670	4800	4930	5060	5190	5320	5450		
		Dual	100	8310	8570	8820	9070	9320	9570	9810	10060	10300		
T675273	275/70R22.5	Single	120	4860	5000	5150	5300	5440	5590	5730	5880	6020	6160	6300
		Dual	120	8940	9220	9490	9760	10030	10290	10560	10820	11080	11340	11600
T675267	385/55R22.5	Single	110	6940	7150	7360	7570	7780	7990	8190	8390	8600	8800	9000
		Single	120	6860	7070	7280	7480	7690	7890	8100	8300	8500		
T675266	385/65R22.5	Single	110	6940	7150	7360	7570	7780	7990	8190	8390	8600	8800	9000
		Single	120	6860	7070	7280	7480	7690	7890	8100	8300	8500		

Note! The inflation pressures given in the table are minimum values. It is recommended to use 0.5-1.0 bar higher values to compensate the effect of temperature variation and possible pressure gauge error, but not more than 9.0 bar should be used.

NOKIAN TYRES E-TRUCK TRAILER

ALL-SEASON TRAILER TIRE – STABILITY AND GRIP FOR REGIONAL TRANSPORT

- New zigzag-shaped grooves improve stability.
- Groove design reduces stone trapping, resulting in longer tire life.
- Good grip on main road use.



AVAILABLE SIZES

- 215/75R17.5 - T675254
- 235/75R17.5 - T675245
- 245/70R17.5 - T675246
- 265/70R19.5 - T675244
- 385/55R22.5 - T675227
- 385/55R22.5 - T675270
- 385/65R22.5 - T675275
- 385/65R22.5 - T675283

NOKIAN TYRES E-TRUCK TRAILER

ALL SIZES

Product code	Size	LI/SS	TL/ TT	Rim	Permitted rims	Width (mm)	Diameter (mm)	Loaded static radius (mm)	Rolling circum-ference (mm)	Pressure (kPa)	Tread depth (mm)	Min. dual spacing (mm)	Rolling resistance	Wet grip	Noise class	Noise (dB)	M+S	Snow grip marking (3PMSF)
T675254	215/75R17.5	135/133J	TL	6.00	6.75	212	776	363	2359	850	12	239	D	B	A	69	Yes	Yes
T675245	235/75R17.5	143/141J	TL	6.75	7.50	238	805	375	2447	875	13	262	C	A	A	69	Yes	Yes
T675246	245/70R17.5	143/141J (146/146F)	TL	7.50	6.75	244	797	368	2423	875	13	279	D	A	A	71	Yes	Yes
T675244	265/70R19.5	143/141J	TL	7.50	6.75, 8.25	250	871	404	2648	850	13.5	295	D	A	A	71	Yes	Yes
T675227	385/55R22.5	160K (158L)	TL	11.75	12.25	384	1000	466	3040	900	14		C	B	B	72	Yes	Yes
T675270	385/55R22.5	160K (158L)	TL	11.75	12.25	381	1003	467	3049	900	14		C	B	A	69	Yes	Yes
T675275	385/65R22.5	164K	TL	11.75	12.25	381	1080	499	3283	900	15.5		C	B	A	68	Yes	Yes
T675283	385/65R22.5	160K (158L)	TL	11.75	12.25	378	1080	499	3283	900	15.5		C	B	A	68	Yes	Yes

LOAD CAPACITIES

Product code	Size	Fitting	Reference speed	Maximum load capacity per axle (kg) at various cold inflation pressures (kPa)										
			km/h	650	675	700	725	750	775	800	825	850	875	900
T675254	215/75R17.5	Single	100	3520	3630	3730	3840	3940	4050	4150	4260	4360		
		Dual	100	6650	6850	7050	7260	7450	7650	7850	8050	8240		
T675245	235/75R17.5	Single	100	4300	4430	4560	4690	4820	4950	5070	5200	5330	5450	
		Dual	100	8120	8370	8620	8860	9100	9350	9590	9830	10060	10300	
T675246	245/70R17.5	Single	80	4620	4770	4910	5050	5190	5320	5460	5600	5730	5870	6000
		Dual	80	9250	9530	9810	10090	10370	10650	10920	11190	11460	11730	12000
		Single	100	4300	4430	4560	4690	4820	4950	5070	5200	5330	5450	
		Dual	100	8120	8370	8620	8860	9100	9350	9590	9830	10060	10300	
T675244	265/70R19.5	Single	100	4400	4530	4670	4800	4930	5060	5190	5320	5450		
		Dual	100	8310	8570	8820	9070	9320	9570	9810	10060	10300		
T675227	385/55R22.5	Single	110	6940	7150	7360	7570	7780	7990	8190	8390	8600	8800	9000

Product code	Size	Fitting	Reference speed	Maximum load capacity per axle (kg) at various cold inflation pressures (kPa)										
			km/h	650	675	700	725	750	775	800	825	850	875	900
		Single	120	6860	7070	7280	7480	7690	7890	8100	8300	8500		
T675270	385/55R22.5	Single	110	6940	7150	7360	7570	7780	7990	8190	8390	8600	8800	9000
		Single	120	6860	7070	7280	7480	7690	7890	8100	8300	8500		
T675275	385/65R22.5	Single	110	7710	7940	8180	8410	8640	8870	9100	9330	9550	9780	10000
T675283	385/65R22.5	Single	110	6940	7150	7360	7570	7780	7990	8190	8390	8600	8800	9000
		Single	120	6860	7070	7280	7480	7690	7890	8100	8300	8500		

Note! The inflation pressures given in the table are minimum values. It is recommended to use 0.5-1.0 bar higher values to compensate the effect of temperature variation and possible pressure gauge error, but not more than 9.0 bar should be used.

NOKIAN TYRES R-TRUCK TRAILER

TRAILER TIRE – RELIABLE PERFORMANCE ON VARIABLE SURFACES FOR ON/OFF-ROAD USE

- Robust design ensures excellent mileage in addition to resistance to damage.
- Special rubber compound and low heat build-up means that tire wears evenly and retains its good properties throughout its lifetime.
- Strong shoulders withstand tight cornering and the staggered tread pattern wears evenly.



AVAILABLE SIZES

- 265/70R19.5 - T675242
- 285/70R19.5 - T675269
- 275/70R22.5 - T675243
- 385/65R22.5 - T675234

NOKIAN TYRES R-TRUCK TRAILER

ALL SIZES

Product code	Size	LI/SS	TL/ TT	Rim	Permitted rims	Width (mm)	Diameter (mm)	Loaded static radius (mm)	Rolling circum-ference (mm)	Pressure (kPa)	Tread depth (mm)	Min. dual spacing (mm)	Rolling resistance	Wet grip	Noise class	Noise (dB)	M+S	Snow grip marking (3PMSF)
T675242	265/70R19.5	143/141J	TL	7.50	6.75, 8.25	252	877	405	2666	850	15	295	E	B	B	73	Yes	Yes
T675269	285/70R19.5	150/148J	TL	8.25	9.00	266	895	413	2720	900	14.5	318	D	B	B	72	Yes	Yes
T675243	275/70R22.5	148/145K	TL	8.25	7.50	273	972	451	2955	900	16	311	D	B	B	74	Yes	Yes
T675234	385/65R22.5	160K	TL	11.75	12.25	389	1072	496	3258	900	15		C	B	B	74	Yes	Yes

LOAD CAPACITIES

Product code	Size	Fitting	Reference speed	Maximum load capacity per axle (kg) at various cold inflation pressures (kPa)										
			km/h	650	675	700	725	750	775	800	825	850	875	900
T675242	265/70R19.5	Single	100	4400	4530	4670	4800	4930	5060	5190	5320	5450		
		Dual	100	8310	8570	8820	9070	9320	9570	9810	10060	10300		
T675269	285/70R19.5	Single	100	5160	5320	5480	5640	5790	5940	6100	6250	6400	6550	6700
		Dual	100	9710	10010	10310	10600	10890	11180	11470	11750	12040	12320	12600
T675243	275/70R22.5	Single	110	4860	5000	5150	5300	5440	5590	5730	5880	6020	6160	6300
		Dual	110	8940	9220	9490	9760	10030	10290	10560	10820	11080	11340	11600
T675234	385/65R22.5	Single	110	6940	7150	7360	7570	7780	7990	8190	8390	8600	8800	9000

Note! The inflation pressures given in the table are minimum values. It is recommended to use 0.5-1.0 bar higher values to compensate the effect of temperature variation and possible pressure gauge error, but not more than 9.0 bar should be used.

NOKIAN TYRES HAKKAPELIITTA TRUCK D2

WINTER DRIVE AXLE TIRE – ENHANCED WEAR RESISTANCE AND GRIP ON WINTER ROADS

- Deeper reach, better worn grip and improved stability due to peg siping and open center tread design.
- Patented Twin-Block pattern design to achieve superior stability and traction especially on packed snow and icy roads.
- New generation of Hakkapeliitta Truck D family with better mileage performance.



AVAILABLE SIZES

- 295/80R22.5 - T675277

NOKIAN TYRES HAKKAPELIITTA TRUCK D2

ALL SIZES

Product code	Size	LI/SS	TL/TT
T675277	295/80R22.5	152/148M	TL

GENERAL INFO

Nokian Heavy Tyres is passionate in developing high quality solutions for the most extreme conditions found in forests, modern day farming, municipal contracting, transportation terminals and underground applications. In addition to tire and supplementary item information, this manual focuses on the special necessities and requirements in each product category. The forestry section, for example, has a detailed guide on the right tire and inflation pressure choice by application. This technical manual will be your tool in finding the right tire for your work, with a promise on carefree working hours.

nokian® TYRES

TIRE MARKINGS

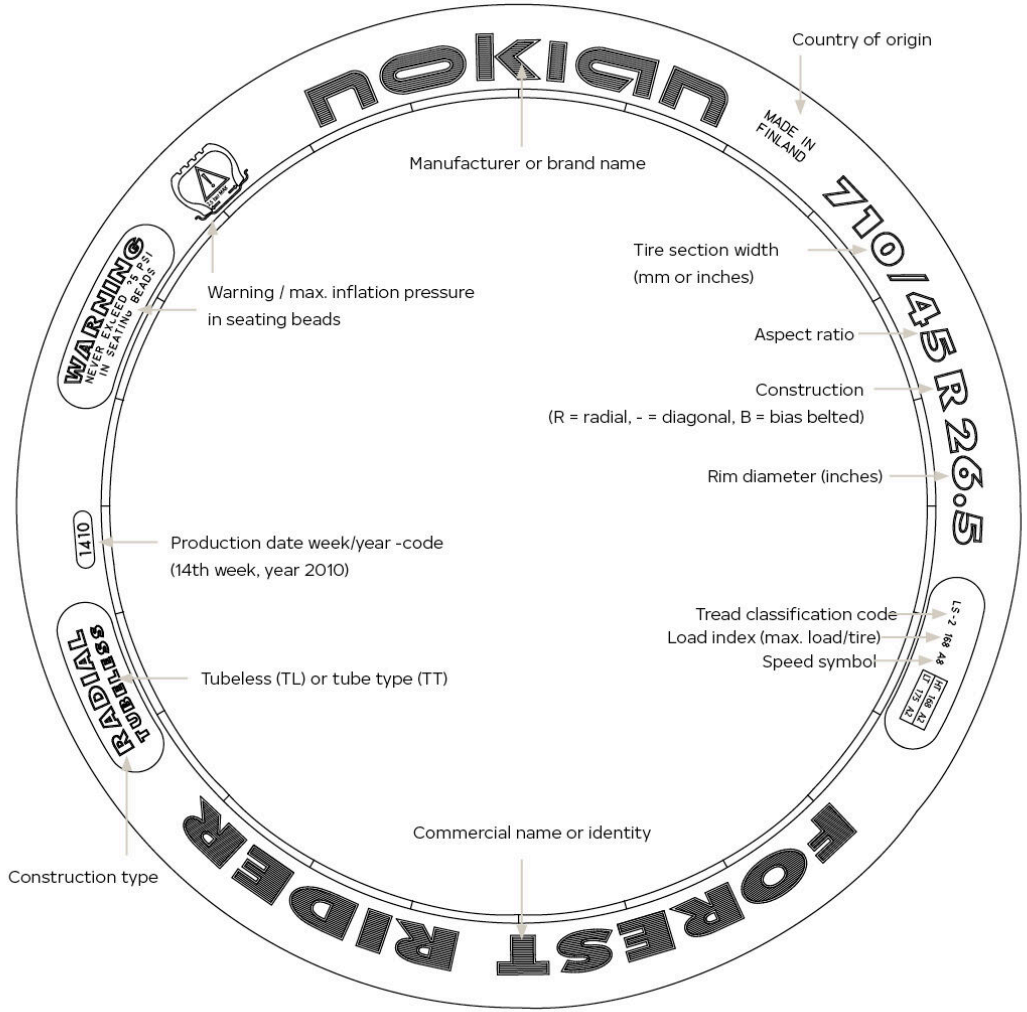

TIRE CLASSIFICATION CODES

OPTIONAL MARKING

TRA Code	Tread type
Agricultural tractor drive wheel tires	
R-1	Regular service (tread)
R-1W	Wet traction service
R-1S	Sprayer / spreader service
R-2	Cane and rice service (deep tread)
R-3	Flotation service (shallow tread)
R-4	Industrial service (construction application)
Agricultural tractor steering wheel tires (non-traction pattern)	
F-1	Single rib tread
F-2	Multiple rib tread
F-3	Industrial service (construction application)
Agricultural implement tires	
I-1	Multi-rib tread
I-2	Moderate traction service
I-3	Traction tread
I-4	Plough tail wheel service
I-5	Steering service
I-6	Smooth tread
Garden tractor tires (implement tires)	
G-1	Traction service
G-2	Flotation traction service
G-3	Maximum flotation service

TRA Code	Tread type
Grader tires (Motor graders)	
G-2	Traction regular
G-3	Rock regular
Logging and forestry service tires	
LS-1	Regular tread
LS-2	Intermediate tread
LS-3	Deep tread
LS-4	Shallow tread
High flotation tires for off-the-road service	
HF-1	Shallow tread
HF-2	Regular tread
HF-3	Deep tread
HF-4	Extra deeo tread
Earthmover tires (Dump trucks and scrapers)	
E-1	Rib regular
E-2	Traction regular
E-3	Rock regular
E-4	Rock deep tread
E-7	Flotation
Loader and dozer tires(Front-end loaders and dozers)	
L-2	Traction regular
L-3	Rock regular
L-4	Rock deep tread

TRA Code	Tread type
L-5	Rock extra deep tread
L-4S	Smooth deep tread
L-5S	Smooth extra deep tread
Compactor tires	
C-1	Smooth
Industrial tires (Straddle carriers, transfer cranes, towing tractors, reach stackers and fork lifts	
IND-3	Traction regular
IND-4	Deep tread
IND-5	Extra deep tread

Notice! TRA = Tire and Rim Association Inc.

LOAD INDEX

THE LOAD INDEX (LI) IS A NUMERICAL CODE ASSOCIATED WITH THE MAXIMUM LOAD A TIRE CAN CARRY.

LI	kg	LI	kg	LI	kg	LI	kg	LI	kg	LI	kg	LI	kg	LI	kg	LI	kg	LI	kg	LI	kg	LI	kg	LI	kg
0	45	22	85	44	160	66	300	88	560	110	1 060	132	2 000	154	3 750	176	7 100	198	13 200	220	25 000	242	47 500	264	90 000
1	46.2	23	87.5	45	165	67	307	89	580	111	1 090	133	2 060	155	3 875	177	7 300	199	13 600	221	25 750	243	48 750	265	92 500
2	47.5	24	90	46	170	68	315	90	600	112	1 120	134	2 120	156	4 000	178	7 500	200	14 000	222	26 500	244	50 000	266	95 000
3	48.7	25	92.5	47	175	69	325	91	615	113	1 150	135	2 180	157	4 125	179	7 750	201	14 500	223	27 250	245	51 500	267	97 500
4	50	26	95	48	180	70	335	92	630	114	1 180	136	2 240	158	4 250	180	8 000	202	15 000	224	28 000	246	53 000	268	100 000
5	51.5	27	97.5	49	185	71	345	93	650	115	1 215	137	2 300	159	4 375	181	8 250	203	15 500	225	29 000	247	54 500	269	103 000
6	53	28	100	50	190	72	355	94	670	116	1 250	138	2 360	160	4 500	182	8 500	204	16 000	226	30 000	248	56 000	270	106 000
7	54.5	29	193	51	195	73	365	95	690	117	1 285	139	2 430	161	4 625	183	8 750	205	16 500	227	30 750	249	58 000	271	109 000
8	56	30	106	52	200	74	375	96	710	118	1 320	140	2 500	162	4 750	184	9 000	206	17 000	228	31 500	250	60 000	272	112 000
9	58	31	109	53	206	75	387	97	730	119	1 360	141	2 575	163	4 875	185	9 250	207	17 500	229	32 500	251	61 500	273	115 000
10	60	32	112	54	212	76	400	98	750	120	1 400	142	2 650	164	5 000	186	9 500	208	18 000	230	33 500	252	63 000	274	118 000
11	61.5	33	115	55	218	77	412	99	775	121	1 450	143	2 725	165	5 150	187	9 750	209	18 500	231	34 500	253	65 000	275	121 000
12	63	34	118	56	224	78	425	100	800	122	1 500	144	2 800	166	5 300	188	10 000	210	19 000	232	35 500	254	67 000	276	125 000
13	65	35	121	57	230	79	437	101	825	123	1 550	145	2 900	167	5 450	189	10 300	211	19 500	233	36 500	255	69 000	277	128 500
14	67	36	125	58	236	80	450	102	850	124	1 600	146	3 000	168	5 600	190	10 600	212	20 000	234	37 500	256	71 000	278	132 000
15	69	37	128	59	243	81	462	103	875	125	1 650	147	3 075	169	5 800	191	10 900	213	20 600	235	38 750	257	73 000	279	136 000
16	71	38	132	60	250	82	475	104	900	126	1 700	148	3 150	170	6 000	192	11 200	214	21 200	236	40 000	258	75 000		
17	73	39	136	61	257	83	487	105	925	127	1 750	149	3 250	171	6 150	193	11 500	215	21 800	237	41 250	259	77 500		
18	75	40	140	62	265	84	500	106	950	128	1 800	150	3 350	172	6 300	194	11 800	216	22 400	238	42 500	260	80 000		
19	77.5	41	145	63	272	85	515	107	975	129	1 850	151	3 450	173	6 500	195	12 150	217	23 000	239	43 750	261	82 500		
20	80	42	150	64	280	86	530	108	1 000	130	1 900	152	3 550	174	6 700	196	12 500	218	23 600	240	45 000	262	85 000		
21	82.5	43	155	65	290	87	545	109	1 030	131	1 950	153	3 650	175	6 900	197	12 850	219	24 300	241	46 250	263	87 500		

Example: 157 A8 a tire can carry maximum 4125 kg at the maximum speed of 40 km/h.

UNITS

Quantity	S.I. units	Other units
Length	m (metre)	1 inch (") = 0.0254 m (or 25.4 mm)
		1 mile = 1 609 m (or1.609 km)
Mass	kg (kilogram)	1 pound (lb) = 0.4536 kg
Pressure	Pa (Pascal)	1 bar = 100 kPa
		1 pound per square inch (psi or lb/in^2) = 6.895 kPa
		1 kg/cm^2 = 98.066 kPa
Speed	m/s	1 km per hour (km/h) = 0.277778 m/s
	(metre per second)	1 mile per hour (mph) = 0.4470 m/s (or 1.60935 km/h)

PICTOGRAM

MARKED ON BOTH TIRE SIDEWALLS

Expects the maximum inflation pressure not to be exceeded for bead seating during tire mounting. The value of inflation pressure (2.5 bar in the example) must be the same as specified by the tire manufacturer.



Speed symbol

The SPEED SYMBOL (SS) indicates the maximum speed at which the tire can carry a load corresponding to its Load Index.

SS	km/h	mph
A1	5	2.5
A2	10	5
A3	15	10
A4	20	12.5
A5	25	15
A6	30	20
A7	35	22.5
A8	40	25
B	50	30
C	60	35
D	65	40
E	70	43
F	80	50
G	90	55
J	100	62
K	110	68
L	120	75
M	130	81
N	140	87
P	150	93
Q	160	99
R	170	106
S	180	112
T	190	118

LOW SPOT MARKING (UPON REQUEST)

This marking is used for match-mounting tires on agricultural tractor wheels equipped with a high spot marking.

In the tire industry, **low spot marking** refers to the identification and marking of the area on a tire that has the lowest radial runout, meaning the point where the tire's tread or sidewall is closest to the center of the wheel. This process is crucial for ensuring optimal tire balance and reducing vibrations when the tire is mounted on a vehicle.

Key Details:

- **Radial Runout:** Radial runout is the measurement of how much a tire's radius varies as it rotates. Ideally, the tire should be perfectly round, but manufacturing imperfections can cause slight variations.
- **Low Spot**: The low spot is the point on the tire where the distance from the tire’s center (or hub) to the tread or sidewall is the shortest. This is identified using specialized equipment that measures the tire's geometry.
- **Marking**: Once the low spot is identified, it is marked with a white colored dot on the tire's sidewall. This marking helps technicians during the tire mounting process.
- **Tire and Wheel Matching**: The low spot marking is used in conjunction with the high spot marking on the wheel (the point where the wheel's radial runout is the greatest) to optimize the mounting process. By aligning the tire's low spot with the wheel's high spot, the overall radial runout is minimized, which leads to a smoother ride and better tire performance.

This practice is part of the tire and wheel balancing process and helps to ensure that the vehicle operates smoothly and that the tires wear evenly over time.





PRESSURE UNIT, CONVERSION TABLE

kPa	bar	* lbs/in² (psi)	* kg/cm²	kPa	bar	* lbs/in² (psi)	* kg/cm²	kPa	bar	* lbs/in² (psi)	* kg/cm2	kPa	bar	* lbs/in² (psi)	* kg/cm²	kPa	bar	* lbs/in² (psi)	* kg/cm²
10	0.1	1	0.1	230	2.3	33	2.3	450	4.5	65	4.6	670	6.7	97	6.8	890	8.9	129	9.1
20	0.2	3	0.2	240	2.4	35	2.4	460	4.6	67	4.7	680	6.8	99	6.9	900	9.0	131	9.2
30	0.3	4	0.3	250	2.5	36	2.5	470	4.7	68	4.8	690	6.9	100	7.0	910	9.1	132	9.3
40	0.4	6	0.4	260	2.6	38	2.7	480	4.8	70	4.9	700	7.0	102	7.1	920	9.2	133	9.4
50	0.5	7	0.5	270	2.7	39	2.8	490	4.9	71	5.0	710	7.1	103	7.2	930	9.3	135	9.5
60	0.6	9	0.6	280	2.8	41	2.9	500	5.0	73	5.1	720	7.2	104	7.3	940	9.4	136	9.6
70	0.7	10	0.7	290	2.9	42	3.0	510	5.1	74	5.2	730	7.3	106	7.4	950	9.5	138	9.7
80	0.8	12	0.8	300	3.0	44	3.1	520	5.2	75	5.3	740	7.4	107	7.5	960	9.6	139	9.8
90	0.9	13	0.9	310	3.1	45	3.2	530	5.3	77	5.4	750	7.5	109	7.6	970	9.7	141	9.9
100	1.0	15	1.0	320	3.2	46	3.3	540	5.4	78	5.5	760	7.6	110	7.7	980	9.8	142	10.0
110	1.1	16	1.1	330	3.3	48	3.4	550	5.5	80	5.6	770	7.7	112	7.9	990	9.9	144	10.1
120	1.2	17	1.2	340	3.4	49	3.5	560	5.6	81	5.7	780	7.8	113	8.0	1000	10.0	145	10.2
130	1.3	19	1.3	350	3.5	51	3.6	570	5.7	83	5.8	790	7.9	115	8.1	1010	10.1	146	10.3
140	1.4	20	1.4	360	3.6	52	3.7	580	5.8	84	5.9	800	8.0	116	8.2	1020	10.2	148	10.4
150	1.5	22	1.5	370	3.7	54	3.8	590	5.9	86	6.0	810	8.1	117	8.3	1030	10.3	149	10.5
160	1.6	23	1.6	380	3.8	55	3.9	600	6.0	87	6.1	820	8.2	119	8.4	1040	10.4	151	10.6
170	1.7	25	1.7	390	3.9	57	4.0	610	6.1	88	6.2	830	8.3	120	8.5	1050	10.5	152	10.7
180	1.8	26	1.8	400	4.0	58	4.1	620	6.2	90	6.3	840	8.4	122	8.6	1060	10.6	154	10.8
190	1.9	28	1.9	410	4.1	59	4.2	630	6.3	91	6.4	850	8.5	123	8.7	1070	10.7	155	10.9
200	2.0	29	2.0	420	4.2	61	4.3	640	6.4	93	6.5	860	8.6	125	8.8	1080	10.8	157	11.0
210	2.1	30	2.1	430	4.3	62	4.4	650	6.5	94	6.6	870	8.7	126	8.9	1090	10.9	158	11.1
220	2.2	32	2.2	440	4.4	64	4.5	660	6.6	96	6.7	880	8.8	128	9.0	1100	11.0	160	11.2

* Values in psi and kg/cm2 rounded to the nearest practical unit.

SIZE EQUIVALENCY

mm dimension	Equivalent size
250/80R16	7.5R16
340/80R18	12.5R18
360/80R20	14.5R20
300/80R24	11.2R24
340/80R24	12.4R24
360/80R24	13.6R24
400/80R24	14.9R24
440/80R24	16.9R24
360/80R28	13.6R28
400/80R28	14.9R28
440/80R28	16.9R28
440/80R30	16.9R30
480/80R30	18.4R30
440/80R34	16.9R34
480/80R34	18.4R34
480/80R38	18.4R38
540/80R38	20.8R38
620/80R42	N.A.
270/75R15	N.A.
250/75R16	N.A.
500/70R24	19.5LR24

TIRE STRUCTURES



RADIAL TIRE

The tire carcass is stabilized by an inextensible circumferential belt

The ply cords are laid substantially at 90° to the centerline of the tread



DIAGONAL (OR BIAS PLY) TIRE

The ply cords are laid at alternate angles substantially less than 90° to the centerline of the tread



BIAS BELTED

The tire carcass is stabilized by an inextensible circumferential belt

Tire structure of diagonal tire

INFLATION PRESSURE

CHOOSING THE RIGHT INFLATION PRESSURE

MAINTAINING THE PROPER INFLATION PRESSURE

The inflation pressures of tires should be checked carefully at regular intervals. Perform a visual check daily and repeatedly when operating. A slow leak can cause damage to the tire sidewall or lead to tube failure before the under-inflation can be felt in the handling of the machine.

Repairable damage should be repaired immediately in order to help obtain regular tire life. When operating machinery in winter conditions, it should be kept in mind that when temperatures decrease, so do tire inflation pressures. Consequently, when inflating a tire indoors in winter, it should be inflated slightly over the recommended pressure. The diagram below should prove of assistance in determining the correct pressure.

GROUND DISTURBANCE

Ground disturbance is more pronounced when operating in soft soil conditions. When the tire gets in contact with the ground on a hard surface, it is the tire that gets depressed, whereas when operating on soft soil, the ground gets depressed. The inflation pressure should be less than the ground pressure between the ground and the tire, in case approx. 55 kPa, for it to reduce the depth of the footprint.

Consequently, it is not advisable to reduce tire inflation pressures in order to improve the machine's footprint, as it has a negative impact on the tire's service life. The use of wider tires and tires with VF technology will serve this

THE RELATIONSHIP BETWEEN TIRE INFLATION PRESSURE AND AIR TEMPERATURE

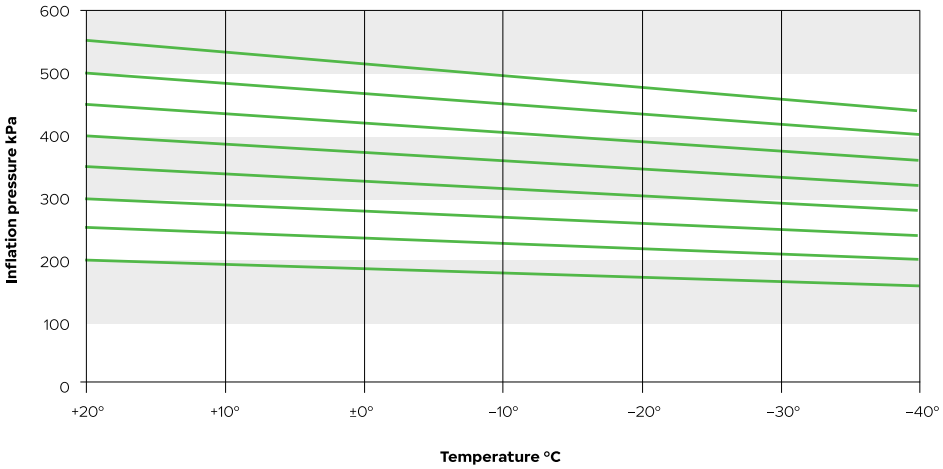

purpose better.

Nokian Tyres Soil King VF

LIQUID AND SALT BALLASTING

- Liquid ballasting is used to increase machine stability
- It is recommended to use professional tire outlets to carry out the filling procedure
- Special equipment and water permeable valves are required
- In liquid and salt ballasting, use tubes to prevent rims from rusting

Note! If a filler other than liquid is used (i.e. polyurethane), tire warranty does not apply.

Note! Do not use liquids or innertubes in tires fitted with sensors. The sensor warranty does not apply in case of damage caused by liquids or accessories such as innertubes.

WATER BALLASTING

75 % of the tire volume is filled. Amounts listed in the table below.

WATER AND SALT BALLASTING

The addition of salt will prevent freezing. 75% of the tire volume is filled with the proportions given in the table below. The salt / water solution is calculated at a temperature of -30 °C / -22°F. Normal commercial salt (CaCl2), 77% purity, is used.
Any additional salt will not necessarily dissolve in water.
The remaining tire volume is inflated to the recommended inflation pressure.

Notice! Since tire has air only 25% of the original volume, regular inflation pressure checks are highly recommended.

TRACTOR AND LOADER TIRES FOR WINTER APPLICATION

Tractor and loader tyres are currently excluded from the scope of winter performance testing and certification established and enforced by supranational authorities UN ECE and European Commission.

In order to acquire the 3PMSF (Three-Peak Mountain Snowflake) “Alpine Symbol,” a tyre must be within the scope of UN ECE Regulation 117:

Tyre type: C1 (passenger car tyres), C2, C3 (truck and bus tyres)

- Vehicle type: M, N, or O (car, bus, truck, trailers)
- Tyre speed rating: F (80 km/h) or more
- Rim diameter: More than 10” and below 25”

In the absence of specific regulations, it is up to the manufacturer to choose to verify the winter performance properties of their tractor and loader tyres marketed for winter applications through their own test procedures.

The Nokian Heavy Tyres products developed and tested for high performance in winter applications include

Nokian Tyres TRI2, Nokian Tyres Hakkapeliitta TRI, and Nokian Tyres Hakkapeliitta Loader.

The marking “M+S” has been adopted by Nokian Tyres as an indication of suitability for winter applications based on winter testing.



Features of Nokian Heavy Tyres products for winter applications

- The materials used in the casing of the tyre withstand and maintain performance in sub-zero temperatures.
- The tread pattern material used in the tyres is developed for high friction on ice and snow, even in sub-zero temperatures.
- The pattern consists of multiple pattern elements with edges to enhance longitudinal and lateral grip for acceleration, braking, and steering on snow. In the case of Nokian Tyres Hakkapeliitta TRI and Hakkapeliitta Loader, the pattern also includes siping up to 80% of the pattern depth.

Winter performance testing for these tyres has been conducted at the Nokian Tyres Winter Testing Center in Ivalo, Finland.

NON-SKID CHAINS

Nowadays, the general tendency is to work increasingly without chains. This in turn places additional demands on forestry tire selection in order to ensure access to difficult terrain while, at the same time, minimising ground disturbance. In practise, however, there are situations when the use of chains cannot be avoided. In such cases, it is important to pay attention to some basic considerations.



USE OF CHAINS

Before installing new chains, it is recommended that they be inspected for sharp edges or welding burrs. When installing chains on a tire, it is important to ensure that the chains are sufficiently tight. Chains that are too loose can slip on the tire causing excessive wear.

Checking the functioning of old and worn chains is recommended from time to time as well. It is important to check that no chain rings are broken and that none of these individual rings have turned, so that their calks cut into the tire. The same damage can occur with severely worn and thus overstretched chains.

TRACKS

Track manufacturers give their recommendations in slightly different ways. The practice, that is becoming increasingly common, is where track manufacturers specify their products according to the tire manufacturer, the tread design and the tire size. The minimum requirement is that the track manufacturer provide the tire size and the tread design for each track type.

When acquiring tracks, it is extremely important for the user to select the correct track type which is suitable for the tire and that the operating pressure, in particular, meets the recommendations of track manufacturers. When selecting tracks, it is recommended that the user contacts the track manufacturer.

When using tracks the correct pressure level is the maximum permitted inflation pressure for each tire size.



RECOMMENDED INFLATION PRESSURES WHEN USING TRACKS

Tire size	PR	LI / SS	kPa	psi
500/60-22.5	16		430	62
600/50-22.5	16	151 A8 / 158 A2	430	62
700/45-22.5	16		390	57
710/40-22.5	16	154 A8 / 161 A2	390	57
710/40-24.5	20	163 A8 / 190 A2	550	80
600/55-26.5	16		460	67
700/45-26.5	16		460	67
710/45-26.5	16	161 A8 / 168 A2	460	67
600/55-26.5	20	165 A8 / 172 A2	550	80
650/65-26.5	20	172 A8 / 179 A2	550	80
700/50-26.5	20		550	80
710/45-26.5	20	168 A8 / 175 A2	550	80
750/55-26.5	20	177 A8 / 184 A2	550	80
780/55-26.5	20	179 A8 / 186 A2	550	80
800/40-26.5	20	170 A8 / 177 A2	550	80
650/45R24.5		161 A8 / 168 A2	550	80
600/55R26.5		165 A8 / 172 A2	550	80
710/45R26.5		168 A8 / 175 A2	550	80
800/50R26.5		180 A8 / 187 A2	550	80

Notice! Contact the track manufacturer for the correct track for your tire.

RIMS

STANDARDS

Tires are designed for use on rims that meet the industry standards.It is the responsibility of the vehicle manufacturers and vehicle users that rims used comply with these standards.

The right tire and rim combination defined in these standards guarantees a proper mounting and fit of tire on the rim. Standards manuals give the proper rim dimensions and the right rim contours for use on each tire size and service condition.

Rims and wheels may be stamped with maximum load and maximum cold inflation ratings. If these are not identified consult the rim and wheel manufacturer for rim and wheel capacities for the intended service.



Tire and rim standards manuals.

TRA	The Tire and Rim Association Inc.
ETRTO	The European Tire and Rim Technical Organisation
JATMA	The Japan Automobile Tire Manufacturers Association Inc.
STRO	The Scandinavian Tire & Rim Organisation

INFORMATION NEEDED FOR DEFINING A WHEEL

A wheel consists of a rim and a disc. Rim contours are standardised and differ from each other according to the service type. Wheel discs are characterised by the offset position, attachment and centre hole.

To define a wheel for a certain application, the following information is needed by the wheel manufacturer:

INFORMATION FROM THE TIRE MANUFACTURER:

1. Tire size, loading requirements and service type
2. Nominal width code (inch)
3. Diameter code (inch)
4. Tubeless or tube-type tire

With this tire information the rim contour can be designed.

INFORMATION FROM THE VEHICLE MANUFACTURER:

5. Offset
6. Disc centre hole
7. Attachment (bolt circle diameter, bolt hole size, bolt hole type)
8. Wheel loading and maximum speed requirements
9. Valve hole placement, type of valve preferred and need for valve protection
10. The wheel colour

With this information a standard or a tailored wheel can be defined.

> **Notice!** When in doubt consult rim and wheel manufacturer for confirmation on the strength of the rim/wheel for the intended service.

RIM MARKINGS

Disc wheels and demountable rims shall be marked with the following information:

a) Rim size designation
b) Wheel/rim manufacturer (name, symbol or trademark)
c) date of manufacture
d) part number or code

Rings shall be marked with the following information:

a) Identification of rim to which the part may be fitted
b) Identification of manufacturer
c) Date of manufacture
d) Flange height designation (on side rings for EM rims)

Notice! With recommended rim you get the best operational result from your tire. You may use also permitted rim as an alternative.

Notice!
- indicates multi-piece rim.
x indicates one-piece rim.

Rim marking			Rim contour		Nominal diameter code	Special features
			Width code	Profile		
61/2J x 15 H2	or	15 x 61/2J H2	6 1/2	J	15	Asymmetrical drop-centre, double hump (H2). (if S=symmetrical)
225 x 750			7.5		22.5	
10.00 V -20	or	20 - 10.00 V	10	V	20	
DW16L x 26	or	26 x SW 16L	16	L	26	Secondary Well (DW)
8.00TG - 24 SDC	or	24 - 8.00TG SDC	8.00	TG	24	Semi-Drop Centre (SDC)
11.25 - 25/2.0	or	25 - 11.25/2.0	11.25		25	Flange Height Code (/2.0)

WHEEL STUD HOLES AND COUNTER SINKS

WHEEL CONNECTION TO THE HUB

The stud/bolt holes in the wheel's center disc together with the center hole define the wheel's connection to the hub. To make sure the wheel is connected centrically, the wheel has two options.

One is to center the wheel via the center hole using a specified tolerance, then typically the bolt/stud holes are straight. This solutions is often used for example in tractors.

The other is to use chamfered bolt/stud holes, which enables the wheel to center itself using the holes geometry. In that case the tolerance of the center hole is slightly larger.

Bolt Hole Diameters d1	Countersink Type			
	Spherical Countersink		Conical countersink	
	Sphere Radii - r	Spherical countersink outside diameter - d2	Countersink angles - α	Conical countersink outside diameter - d2
18	16	27	60	22
20	18	29	90	27
21		32		29
21.5				32
22				35
24				
25.4				
26				
27				

COUNTERSINK TYPE

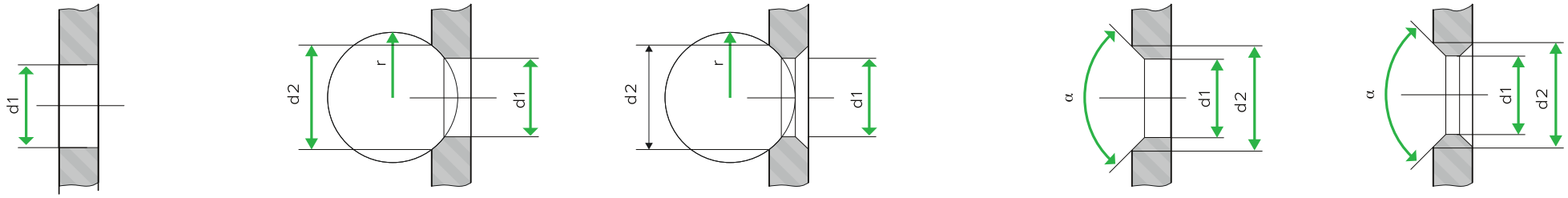

TYPICAL SPHERICAL COUNTERSINK

Countersink Designation	Bolt Hole Diameter d1	d2	sphere R	Countersink Description	EUWA	Inside/ Outside/Both
A2	21.5	27	16	AR/D16-27	B18 ES 32	Outside
A3	27	32	18	AR/D18-32	B22 ES 36	Outside
B2	21.5	27	16	BR/D16-27	B18 DS 32	Both
B3	27	32	18	BR/D-18-32	B22 DS 36	Both

EUWA 3.15 Stud Hole Designation With A Spherical Countersink

B	Bolt Centric
M	Hub Centric
27	Stud Hole Diameter
I	Inside
E	Outside
D	Both
S	Spherical
36	Sphere diameter

Stud hole code Spherical type of stud hole

B	stud centring
M	hub centering / double centering
22	stud diameter
I	counter sink inside
E	external
D	double side
S	spherical
36	sphere diameter

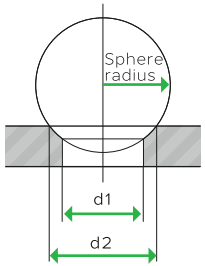

Example	
according to EUWA	
countersink external	B22 ES 36
countersink inside	B22 IS 36
countersink designation	A3

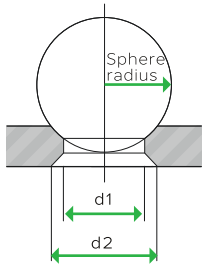

Example	
according to EUWA	
countersink double side	B22 DS 36
countersink designation	B3

TYPICAL CONICAL COUNTERSINK

Countersink Designation	Bolt Hole Diameter d1	Conical counterisnk outside diameter - d2	Countersink angles - α	Countersink Description	EUWA	Inside/ Outside/ Both
A21	21.5	27	90	A90-27	-	Outside
B21	21.5	27	90	B90-27	-	Both

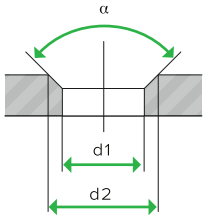

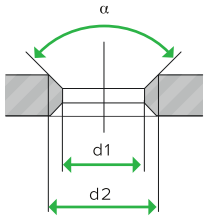

EUWA 3.15 Stud Hole Designation With A Conical Countersink

B	Bolt Centric
M	Hub Centric
27	Stud Hole Diameter
I	Inside
E	Outside
D	Both
C	Conical
60	Angle

Stud hole code
Conical type of stud hole

B	stud centring
M	hub centering / double centering
23	stud diameter
I	counter sink inside
E	external
D	double side
C	conical
80	angle

Example

according to EUWA	
countersink external	B23 EC 80
countersink inside	B23 IC 80
countersink designation	A17

Example

according to EUWA	
countersink double side	B23 DC 80
countersink designation	B17

CYLINDRICAL (PLAIN STUD HOLES, HUB CENTRIC)

Bolt Hole Diameter d1	EUWA
18	
20	
21	M18
21.5	
22	
24	M20
25.4	
26	M22
27	

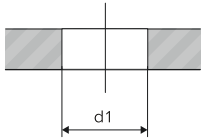

Example	
according to EUWA	
cylindrical stud hole	M22

RIM CONTOURS

There are mainly two types of rims used with Nokian Heavy Tyres products. Wide well-base and flat-base contour designs.

1. WIDE WELL-BASE (W AND DW)

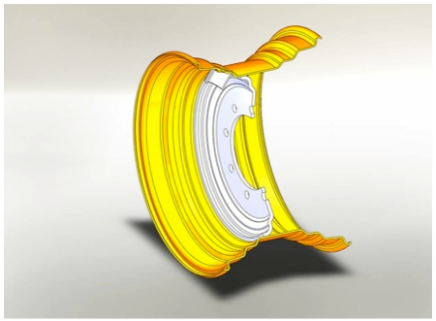

DW rim

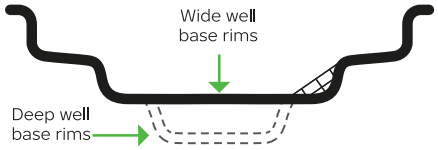

Wide (wide well) and DW (deep well) rim contours

W OR DW?

DW facilitates better the mounting of high PR (stiffer construction) tires. DW rims also have higher strength compared with W rims, due to more bends in the contour shape.

2. FLAT BASE RIMS

Flat base rims are generally of divided construction or equipped with lock rings.



Flat base rim

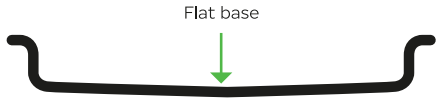

Flat base rim contour

WHEEL (DISC INCLUDED) MAIN DIMENSIONS

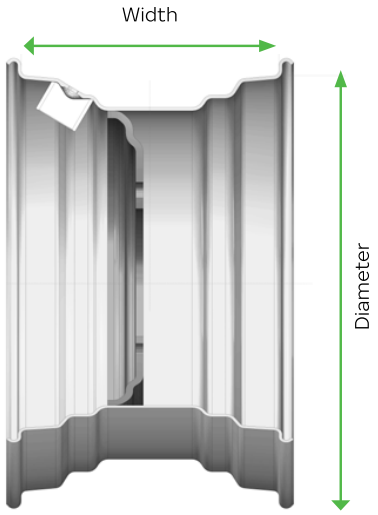

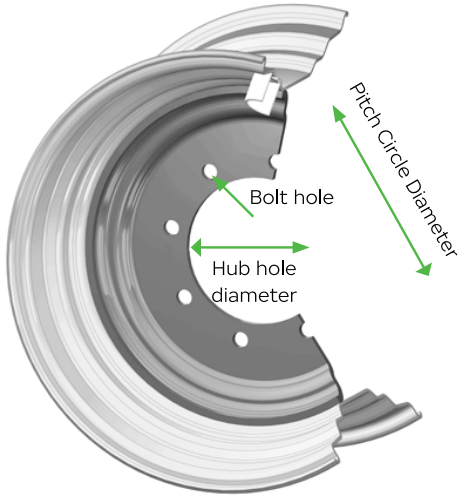

+ OFFSET DECREASES TRACK WIDTH

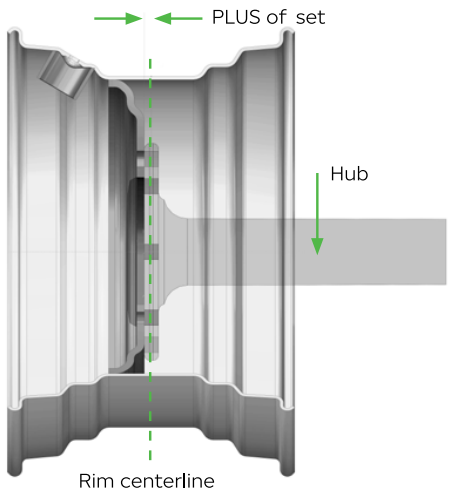

– OFFSET INCREASES TRACK WIDTH

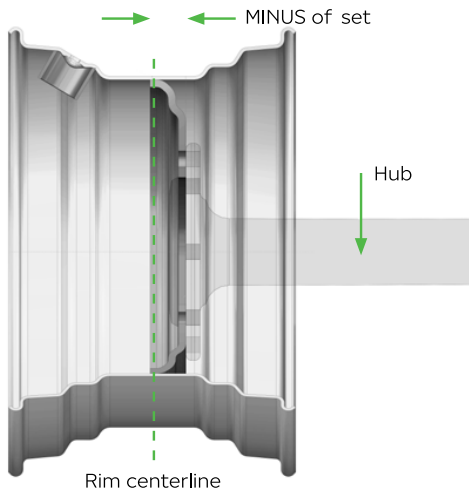

DISC HOLE DEFINITION (MM)

281	335	25,4	10	AR18-32
				Countersink
			Number of holes	
		Bolt hole diameter		
	Pitch circle diameter (PCD)			
Hub hole diameter				

Offset is the distance from the rim centerline to the hub mounting surface
+ offset decreases track width
– offset increases track width

WHEEL PARTS / COMPONENTS

SINGLE PIECE WHEEL

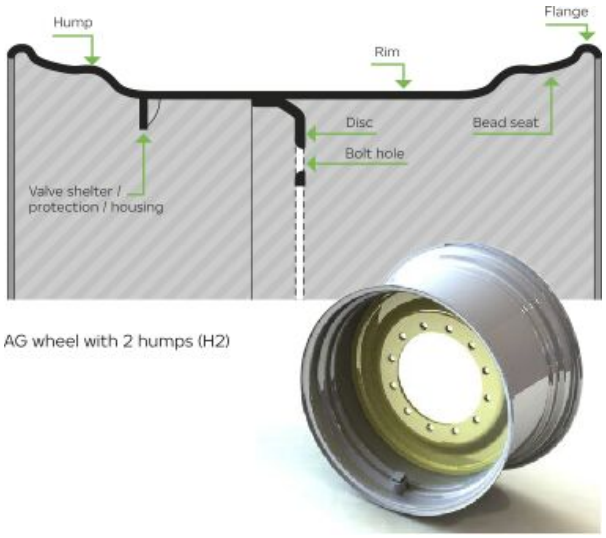

AG wheel with 2 humps (H2)

VALVE PROTECTORS

In tough operating conditions, i.e. forestry a R2” thread valve protector is commonly used. A transparent cap enables the use of LED pressure warning device.



R2" valve protector



Transparent cap for R2"





Other types of valve protectors depending on user preferences

FORESTRY RIMS

EXAMPLES OF TYPICAL FORESTRY RIM SIZES

AG 22.00 x 22.5 All 15° tapered
AG 24.00 x 24.5
AG 24.00 x 26.5
AG 28.00 x 26.5

DW 20 B x 26 All 5° tapered
DW 25 B x 26
DW 23 B x 34
DW 24 B x 34

AG = agricultural rim contour (drop centre rims)
DW = deep well rims

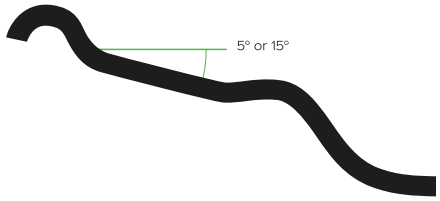

15° tapered in diameter codes xx.5
5° tapered in diameter codes xx

REINFORCEMENTS

Rims used in professional logging operations are recommended to have contour flange reinforcements. These add load carrying capacity and protect flanges against impacts.



1) Rim diameters 24,5” and larger
Recommendation: Flat bar steel on the outside flange. Round steel / tube edge / long rolled flange on the inside flange.



2) Rim diameters smaller than 24,5”
Recommended reinforcements depending on loading and operating conditions. Types:

- Round steel
- Tube flange edge
- Long rolled flange edge



Forestry rim with flat bar steel reinforcement



Tube flange edge

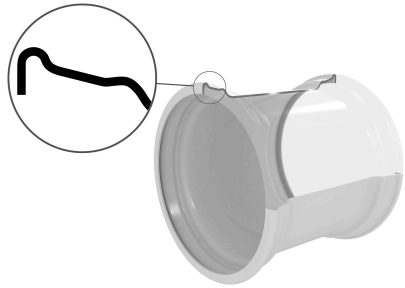

Long rolled flange edge

KNURLING

Knurling has been designed to prevent tire slippage on rim caused by the inherent traction force on the wheel. To produce the desired effect, knurling must extend beyound the surface of the rim bead seat.



Knurling for tire slippage on rim prevention

Other methods to prevent tire slippage on rim

- Friction paint on bead area
- Paint removed from bead area

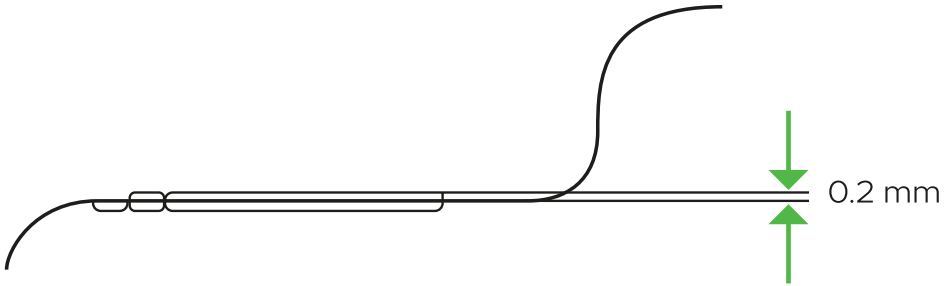

RECOMMENDATIONS FOR KNURLING USE ON 5° TAPERED RIM CONTOURS

Rim width	Rim Diameter	Rim Diameter 24" and larger
13" and smaller	Upon request	Upon request
14" in smaller	Upon request	Always

Knurling conditions (ETRTO)

Notice!
For preventing tire slippage on rim:

1. Proper inflation pressure.
2. Use high quality standards fulfilling rims.

TUBELESS FORESTRY RIMS

With the introduction of radial forestry tires(Forest Rider), Nokian Heavy Tyres is able to offer tubeless wheels for forestry.

Advantages:

1. No need for tubes and regular tube maintenance
2. No tube valve break-ups from occasional tire wheel spins in severe high torque conditions.
3. If a wheel spin should occur it has no effect on wheel functionability

A tubeless forestry rim has 3 differences compared with a standart similar contour agricultural rim.

1. Rim flange reinforcements
2. Knurling
3. 15° tapered rims with wider hump dimensioning to accomodate stiffer and wider tire bead area.

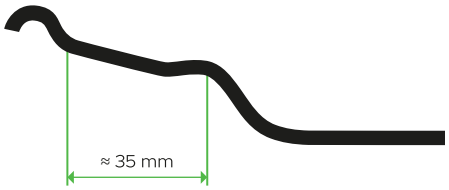

Traditional agricultural rim hump dimensioning

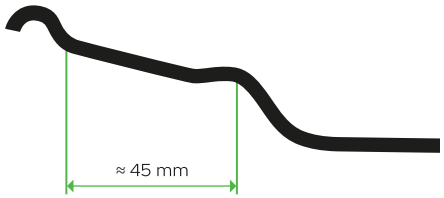

Forestry rim hump dimensioning to accomodate wider tire base

Notice!
Rims with wider hump can be used also in agricultural and forestry trailer tires.
5° tapered rims don’t require humps to perform as tubeless (i.e. 34” Forest Rider sizes).

AGRICULTURAL RIMS

Agricultural rims are TL (tubeless) type.
Rim material, rim shape (contour) and material thickness are based on wheel loading requirements.

EXAMPLES OF AGRICULTURAL RIM SIZES

13.00 x 15.5	All 15° tapered agricultural rim sizes are equipped with humps.
16.00 x 17	5° tapered sizes don't require humps for tubeless use.
AG 13.00 x 22.5	
AG 20.00 x 26.5	
DW 13 x 24	
DW 15 x 24	

INDUSTRIAL AND EM MULTI-PIECE WHEELS

WHEEL PARTS/COMPONENTS



3-piece rim / bead set ring, side ring and lock ring the same component



4-piece rim / bead set ring and lock ring the same component



5-piece rim / all parts separate

Notice!
Always check that rim load capacity meets or exceeds tire load capacity. As wheel is a highly stressed component it must be inspected periodically.

Safety and service recommendations for wheels:
www.euwa.org/safety-informations/safety-service

Notice!
Wheel, when disc included. Rim, when no disc included.

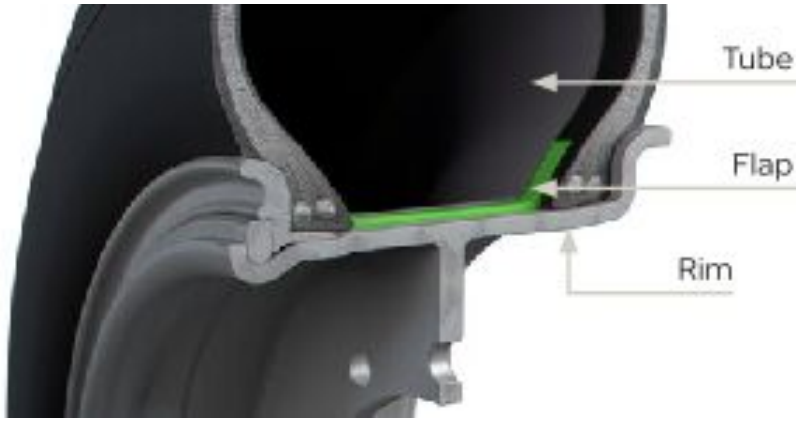

MULTI-PIECE RIMS 20" AND 24"

Generally tube-type wheels, requiring a tube and a flap.

Examples of tire sizes:

- 12.00 - 20
- 14.00 - 24

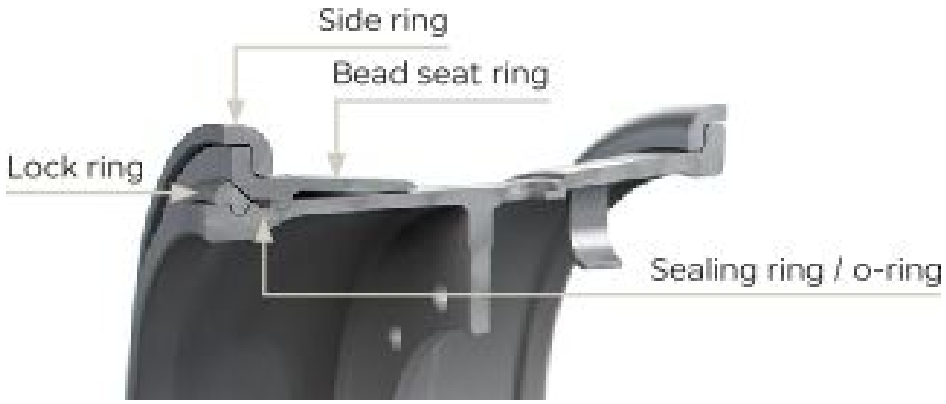

MULTI-PIECE RIMS 25", 29" AND 33"

Generally tubeless wheel, requiring a sealant ring (o-ring).

Examples of tire sizes:

- 17.5 R 25
- 16.00 R 25
- 18.00 - 25
- 18.00 - 33

FLAPS

Product code	Description	Tire sizes
T299553	FLAP 8.25/9.00-20 (E-20)	9.00-20, 10.00-20
T299554	FLAP 10.00/11.00-20 F-20 narrow	11.00-20, 12.00-20 (rim 8.0)
T299555	FLAP 10.00/11.00-20 F-20	12.00-20
T299556	FLAP 13.00/14.00-20 (G-20)	14.00-20
T299557	FLAP 13.00/14.00-24	12.00-24, 14.00-24, 16.00-24, 16.00-25
T299558	FLAP 17.5/18-25	17.5-25, 18.00-25
T299559	FLAP 23.5-25	23.5-25

O-RINGS

O-ring code	Nokian Tyres O-ring product code	Rim contours
OR-224	HTOC 00013	10.00VA
OR-225	HTOC 00003	12.00/1.3, 14.00/1.5
OR-325	HTOC 00004	10.00WA, 11.25/20, 13.00/2.5, 15.00/2.5, 17.00/2.0, 19.50/2.5, 22.00/3.0, 25.00/3.5
OR-329	HTOC 00008	22.00/3.0, 25.00/3.5
OR-333	HTOC 00011	13.00/2.5

OR-2XX: **OR: O-ring**, 2XX: **O-ring diameter: 2**: 2/8 inch = 6.35 mm / 3: 3/8 inch = 9.53mm

TUBE, FLAP AND O-RING SUITABILITY

Tire product code	Name	Tube product code	Tube description	Flap product code	Flap description	O-ring*	O-ring description
T445562	9.00-20 16 ARMOR GARD MINE	T52520	9.00 -20 TR 175 TUBE	T299520	FLAP 170-20		
T445451	10.00-20 16 ARMOR GARD	T52620	10.00-20 TR 78 TUBE	T299520	FLAP 170-20		
T445649	10.00-20 16 ARMOR GARD 2 TT	T52620	10.00-20 TR 78 TUBE	T299520	FLAP 170-20		
T445450	11.00-20 16 ARMOR GARD	T52720	11.00-20 TR 179 TUBE	T299530	FLAP 195-20		
T445459	12.00-20 20 ARMOR GARD	T52810	12.00-20 V3.02.16 TUBE	T299537	FLAP 225-20		
T445449	12.00-20 20 ARMOR GARD MINE	T52810	12.00-20 V3.02.16 TUBE	T299537	FLAP 225-20		
T445544	12.00-20 20 MINE KING L-5S TT	T52810	12.00-20 V3.02.16 TUBE	T299537	FLAP 225-20		
T445617	14.00-20 178A2 MINE KING E-4	T52920	14.00-20 TR 274 TUBE	T299537	FLAP 225-20		
T488311	14.00-24 28 HTS E-3 TL	T55767	14.00-24 TR 1175 TUBE	T299531	FLAP 260-24/25	HTOC00004	OR-325

Tire product code	Name	Tube product code	Tube description	Flap product code	Flap description	O-ring*	O-ring description
T445456	14.00-24 28 MINE E-3 TL	T55767	14.00-24 TR 1175 TUBE	T299531	FLAP 260-24/ 25	HTOC00004	OR-325
T445471	14.00-24 28 RTG TL	T55767	14.00-24 TR 1175 TUBE	T299531	FLAP 260-24/ 25	HTOC00004	OR-325
T493551	14.00R25 153A8 GRS TL	T55767	14.00-24 TR 1175 TUBE	T299531	FLAP 260-24/ 25	HTOC00013	OR-224
T445463	15.5R25 152B/169A2 LOADER GRIP 2 L-3 TL	T55810	16.00-25 TR J1175 BUT	T299551	FLAP 350-25	HTOC00003	OR-225
T488431	16.00-25 36 HTS E-4 TL	T55810	16.00-25 TR J1175 BUT			HTOC00004	OR-325
T445540	17.5-25 24 MINE KING L-5S TL	T55867	17.5-25 TR J1175 TUBE	T299551	FLAP 350-25	HTOC00003	OR-225
T445580	17.5-25 34 MINE KING L-5S TL	T55867	17.5-25 TR J1175 TUBE	T299551	FLAP 350-25	HTOC00003	OR-225
T493560	17.5R25 153A8 GRS TL	T55867	17.5-25 TR J1175 TUBE	T299551	FLAP 350-25	HTOC00003	OR-225
T445255	17.5R25 157V/176A2 LOADER GRIP L-3 TL	T55867	17.5-25 TR J1175 TUBE	T299551	FLAP 350-25	HTOC00003	OR-225
T445590	17.5R25 176A2/153A8 HAKKAPELIITTA LOADER L-2 TL	T55867	17.5-25 TR J1175 TUBE	T299551	FLAP 350-25	HTOC00003	OR-225
T445545	18.00-25 32 MINE KING L-5S TL	T55831	18.00/ 20.5/ 23.5/ 25/65-25 TR J1175 TUBE	T299551	FLAP 350-25	HTOC00004	OR-325
T445637	18.00-25 40 HTS G2 E-4 TL	T55831	18.00/ 20.5/ 23.5/ 25/65-25 TR J1175 TUBE			HTOC00004	OR-325
T445638	18.00-25 40 HTS G2 L-4S TL	T55831	18.00/ 20.5/ 23.5/ 25/65-25 TR J1175 TUBE			HTOC00004	OR-325
T445468	18.00-25 40 RTG E-3 TL	T55831	18.00/ 20.5/ 23.5/ 25/65-25 TR J1175 TUBE			HTOC00004	OR-325
T445514	18.00-33 40 HTS E-4 TL					HTOC00011	OR-333
T445458	18.00-33 40 HTS L-4S TL					HTOC00011	OR-333
T445171	20.5R25 168B/186A2 LOADER GRIP L-3 TL	T55831	18.00/ 20.5/ 23.5/ 25/65-25 TR J1175 TUBE	T299540	FLAP 430-25	HTOC00004	OR-325
T445591	20.5R25 186A2 HAKKAPELIITTA LOADER L-2 TL	T55831	18.00/ 20.5/ 23.5/ 25/65-25 TR J1175 TUBE	T299540	FLAP 430-25	HTOC00004	OR-325

Tire product code	Name	Tube product code	Tube description	Flap product code	Flap description	O-ring*	O-ring description
T445223	23.5R25 176B/195A2 LOADER GRIP L-3 TL	T55831	18.00/ 20.5/ 23.5/ 25/65-25 TR J1175 TUBE	T299552	FLAP 500-25	HTOC00004	OR-325
T445592	23.5R25 195A2 HAKKAPELIITTA LOADER L-2 TL	T55831	18.00/ 20.5/ 23.5/ 25/65-25 TR J1175 TUBE	T299552	FLAP 500-25	HTOC00004	OR-325
T445546	26.5-25 36 MINE KING L-5S TL					HTOC00004	OR-325
T445522	26.5-25 36 MINE L-3S TL					HTOC00004	OR-325
T845483	26.5R25 NORDMAN MINE E-4 TL					HTOC00004	OR-325
T445547	29.5-29 40 MINE KING L-5S TL					HTOC00008	OR-329
T845482	29.5R25 NORDMAN MINE E-4 TL					HTOC00004	OR-325

*) O-ring listed is always delivered with the tire

INSPECTIONS ON RIMS

ALLOWED WHEEL RADIAL- / LATERAL RUN-OUTS

Tolerances of the rim radial-/lateral run-out in agricultural and industrial use.

Nominal rim diameter	STRO radial / lateral		DIN 7823 radial / lateral	
	mm	32 nds in	mm	32 nds in
15" - 20"	2.5 / 2.5	3.2 / 3.2	3.5 / 3.5	4.4 / 4.4
22" - 28"	3.5 / 3.5	4.4 / 4.4	3.5 / 3.5	4.4 / 4.4
30" - 38"	5.0 / 5.0	6.3 / 6.3	5.0 / 5.0	6.3 / 6.3

MANDREL GAUGE

- Tolerance o the mandrel circumference is +/- 1.2mm
- Even a small under-swing on circumference accelerates the wearing of the rim and leads to tire rotation on the rim or bead chafing
- Crossing on circumference can cause a tire damage already when fitting the tire on to the rim

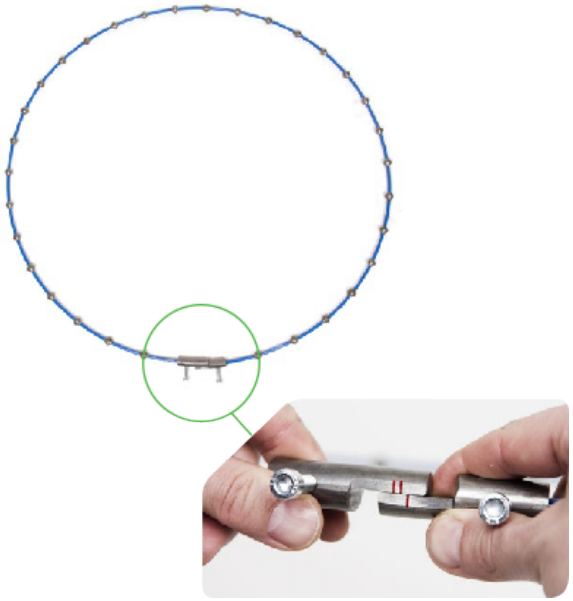

CONTOUR GAUGE

- If the flange is worn out or bent it does not support the bead of the tire and can cause bead chafing and ruin the tire



TIRE MOUNTING CLAMPS

Mounting clamp is developed and tested to make mounting easier.



1. Jaw shape is designed to fit with most common reinforced rims. See Suitability table for rims whose compatibility has been tested by Nokian Tyres.
2. Comfortable to handle and doesn't damage the tire
3. Made to last: material thickness 15 mm, screw M20
4. Tommy screws movable pin makes tightening easier

TIRE MOUNTING CLAMPS BY NOKIAN HEAVY TYRES

AG Single Clamp Mounting	→	 Clamp AG Small		
AG Dual Clamp Mounting	→	 Clamp AG Big	+	 Clamp AG Small
DW/TW/DH Single Clamp Mounting	→	 Clamp DW/TW/DH Small		
DW/TW Clamp Mounting	→	 Clamp DW/TW Big	+	 Clamp DW/TW/DH Small
DH Dual Clamp Mounting	→	 Clamp DW/TW/DH Small	+	 Clamp DH Big

TECHNICAL SPECIFICATIONS

Product code	Description	Suitable rim profiles	Suitable tires	Weight (kg)	Dimensions (mm)	Notes
HTTMC00001	Tyre mounting clamp AG Big	AG (15°)	Nokian Forestry and Exavator tires fitted on AG 15° profile rims	5	300 x 340 x 40	Used for AG profile rims in dual clamp mounting as an assistant clamp with smaller HTTMC00002. If rim is with hump design, this clamp fits to WB(Wide Bead) version.
HTTMC00002	Tyre mounting clamp AG Small	AG (15°)	Nokian Forestry, Excavator and Agricultural tires fitted on AG 15° profile rims	4.3	210 x 265 x 40	Used for AG rims in single clamp mounting and in dual clamp mounting with HTTMC00001.
HTTMC00003	Tyre mounting clamp DW/TW Big	DW / TW (5°)	Nokian Forestry and Agricultural tires fitted on 5° DW / TW profile rims	8.5	440 x 400 x 40	Used for DW/TW profile rims in dual clamp mounting as an assistant clamp with smaller HTTMC00004.
HTTMC00004	Tyre mounting clamp DW/TW/ DH Small	DW / TW / DH (5°)	Nokian Forestry, Skidder and Agricultural tires fitted on 5° DW / TW / DH profile rims	5.5	385 x 350 x 40	Used for DW, TW and DH profile rims in single clamp mounting and in dual clamp mounting with HTTMC00003 or HTTMC00005. In DH rims if dual steel plate welded in rim flange, this mounting clamp doesn't fit.
HTTMC00005	Tyre mounting clamp DH Big	DH (5°)	Nokian Skidder tires fitted on 5° DW profile rims	7.9	445 x 385 x 40	Used for DW profile rims in dual clamp mounting as an assistant clamp with smaller HTTMC00004. If dual steel plate welded in rim flange, this mounting clamp doesn't fit.

For detailed mounting instruction videos, please see:

» Excavator tire mounting

» Skidder tire mounting

» CTL tire mounting

TUBES AND VALVES

TUBE MOUNTING

With properly done mounting, the risk of premature tube failure can be virtually eliminated. A so called dual inflation and the use of talcum powder will help ensure that no air gets trapped between the tire and the tube upon installation.

Use of improper or excessive lubricants can lead to rim slippage. This will cause the valve to tear off, which can cause damage to the entire tire.

For detailed mounting instruction videos, please see:
» Excavator tire mounting
» Skidder tire mounting
» CTL tire mounting

INSTRUCTIONS ON TUBE REPLACEMENT HOURS AND INFLATION PRESSURE CHECK-UPS

REPLACEMENT INSTRUCTION

Severe working conditions:
Replace with new tubes every 5 000 hours.

Less demanding conditions:
Replace with new tubes every 8 000 – 10 000 hours.

This guideline applies when instructed inflation pressures for the given application are used. This guideline applies when inflation pressure check-ups are regular.

INSTRUCTION ON REGULAR INFLATION PRESSURE CHECK-UPS

- To be part of the normal forestry machine service procedure
- To be done every at least every 500 working hours



Example of a valve

Notice!
Do not use innertubes in tires fitted with sensors. The sensor warranty does not apply in case of damage caused by accessories such as innertubes.

Notice!
Use only Nokian Tyres tubes for optimal tube life.

Notice!
If pressure instructions and regular inflation pressure check-ups are not applied, tube damages can occur prematurely, even before the minimum 5 000 hour replacement interval.

TIRE CHOICE AND INFLATION PRESSURES BY APPLICATION

KOMATSU

Harvesters	Forwarders
• 901 • 901XC • 911 • 931 • 931XC • 941 • 951 • 951XC	• 825TX • 830.3 • 840TX • 835 • 840.4 • 845 • 855.1 / 855.2 • 860.4 • 865 • 875 • 890.3 • 895

CATERPILLAR

	Forwarders
	• 584 • 584 HD

JOHN DEERE

Harvesters	Forwarders
• 1070E • 1070G • 1170E • 1170G • 1270E • 1270G • 1470E • 1470G	• 810E • 910G • 910/1010G • 1010E • 1010G • 1110G • 1210G • 1510G • 1910E • 1910G

LOGSET

Harvesters	Forwarders
• 4H • 5H • 6H • 8H • 10H	• 4F • 5F • 6F • 8F • 10F • 12F

PONSSE

Harvesters	Forwarders
• Beaver • Fox • Scorpion • Scorpion King • Cobra • Ergo • Bear	• Gazelle • Wisent / Dual • Elk • Bison • Buffalo / Dual • Buffalo / Dual / ADS • Buffalo King • Elephant • Elephan King

ROTTNE

Harvesters	Forwarders
• H8 • H11 • H11c • H14c • H20b • H21d	• F10b • F10d • F11d • F13c • F15c • F18 • F20

TIGERCAT

Harvesters	Forwarders
• 1165 • 1185	• 1055C • 1075C • 1085C

ECOLOG

Harvesters	Forwarders
• 1058H5 • 550F • 550 T-PRO • 560F • 590F • 688F	• 750F • 1050F • 1250F • 574F • 584F • 594F

KOMATSU HARVESTERS

Machine	Tire size / PR	Tread pattern							Inflation pressure					
		 F2	 TRS 2	 TRS 2+	 F *Nordman F	 Rider	 ELS	 TRS *Nordman TRS	Front		Rear		Max. inflation and track pressure	
									kPa	psi	kPa	psi	kPa	psi
901	600/65-34/20							*Front, Rear	320	46	320	46	360	52
4 wheels	600/65-34/24			Front, Rear					320	46	320	46	400	58
	600/65R34					Front, Rear			320	46	320	46	400	58
	700/55-34/20							*Front, Rear	320	46	320	46	360	52
	710/55-34/24			Front, Rear					320	46	320	46	400	58
	710/55R34					Front, Rear			320	46	320	46	400	58
901	600/50-24.5/20		Front						550	80			550	80

Machine	Tire size / PR	Tread pattern							Inflation pressure					
		 F2	 TRS 2	 TRS 2+	 F *Nordman F	 Rider	 ELS	 TRS *Nordman TRS	Front		Rear		Max. inflation and track pressure	
									kPa	psi	kPa	psi	kPa	psi
6 wheels	650/45R24.5					Front			550	80			550	80
	710/40-24.5/20	Front	Front		Front				550	80			550	80
	600/65-34/20							*Rear			320	46	360	52
	600/65-34/24			Rear							320	46	400	58
	600/65R34					Rear					320	46	400	58
	700/55-34/20							*Rear			320	46	360	52
	710/55-34/24			Rear							320	46	400	58
	710/55R34					Rear					320	46	400	58
901XC	600/50-24.5/20		Front, Rear						500	73	320	46	550	80
8 wheels	710/40-24.5/20	Front, Rear	Front, Rear		Front, Rear				500	73	320	46	550	80
	800/40-24.5/20	Front, Rear	Front, Rear						500	73	320	46	550	80
911	600/65-34/20							*Front, Rear	320	46	320	46	360	52
4 wheels	600/65-34/24			Front, Rear					320	46	320	46	400	58
	600/65R34					Front, Rear			320	46	320	46	400	58
	700/55-34/20							*Front, Rear	320	46	320	46	360	52
	710/55-34/24			Front, Rear					320	46	320	46	400	58
	710/55R34					Front, Rear			320	46	320	46	400	58
911	600/55R26.5					Front			460	67			550	80
6 wheels	600/55-26.5/20	Front	Front		Front, *Front			*Front	460	67			550	80
	710/45R26.5					Front			460	67			550	80

Machine	Tire size / PR	Tread pattern							Inflation pressure					
		 F2	 TRS 2	 TRS 2+	 F *Nordman F	 Rider	 ELS	 TRS *Nordman TRS	Front		Rear		Max. inflation and track pressure	
									kPa	psi	kPa	psi	kPa	psi
	710/45-26.5/16				Front				460	67			460	67
	710/45-26.5/20	Front	Front		Front, *Front			*Front	460	67			550	80
	710/45-26.5/24	Front			Front				460	67			600	87
	800/40-26.5/20	Front	Front		Front				460	67			550	80
	600/65-34/20							*Rear			320	46	360	52
	600/65-34/24			Rear							320	46	400	58
	600/65R34					Rear					320	46	400	68
	700/55-34/20							*Rear			320	46	360	52
	710/55-34/24			Rear							320	46	400	58
	710/55R34					Rear					320	46	400	58
931	600/55R26.5					Front			500	73			550	80
6 wheels	600/55-26.5/20	Front	Front		Front, *Front			*Front	500	73			550	80
	710/45R26.5					Front			500	73			550	80
	710/45-26.5/20	Front	Front		Front, *Front			*Front	500	73			550	80
	710/45-26.5/24	Front			Front				500	73			600	87
	800/40-26.5/20	Front	Front		Front				500	73			550	80
	600/65-34/20							*Rear			320	46	360	52
	600/65-34/24			Rear							320	46	400	58
	600/65R34					Rear					320	46	400	58
	700/55-34/20							*Rear			320	46	360	52

Machine	Tire size / PR	Tread pattern							Inflation pressure					
		 F2	 TRS 2	 TRS 2+	 F *Nordman F	 Rider	 ELS	 TRS *Nordman TRS	Front		Rear		Max. inflation and track pressure	
									kPa	psi	kPa	psi	kPa	psi
	710/55-34/24			Rear							320	46	400	58
	710/55R34					Rear					320	46	400	58
931XC	600/55-26.5/20	Front, Rear	Front, Rear		Front, Rear *Front, *Rear			*Front, *Rear	500	73	400	58	550	80
8 wheels	710/45-26.5/20	Front, Rear	Front, Rear		Front, Rear *Front, *Rear			*Front, *Rear	500	73	400	58	550	80
	710/45-26.5/24	Front, Rear	Front, Rear		Front, Rear				500	73	400	58	600	87
	800/40-26.5/20	Front, Rear	Front, Rear		Front, Rear				500	73	400	58	550	80
941	650/65-26.5/20						Front	Front	500	73			550	80
6 wheels	750/55-26.5/20				Front, *Front			Front, *Front	500	73			550	80
	750/55-26.5/24	Front	Front						500	73			600	87
	780/55-26.5/20				Front				500	73			550	80
	800/50R26.5					Front			500	73			550	80
	700/70-34/16							Rear			260	38	260	38
	700/70-34/20							*Rear			320	46	360	52
	710/70-34/24			Rear							320	46	400	58
	710/70R34					Rear					320	46	400	58
951XC	710/45-26.5/24	Front, Rear	Front, Rear						500	73	400	58	600	87
8 wheels	800/40-26.5/20	Front, Rear	Front, Rear						500	73	400	58	550	80
951	710/55-28.5/24	Front	Front						500	73			600	87
6 wheels	780/50-28.5/24	Front	Front						500	73			600	87

Machine	Tire size / PR	Tread pattern							Inflation pressure					
		 F2	 TRS 2	 TRS 2+	 F *Nordman F	 Rider	 ELS	 TRS *Nordman TRS	Front		Rear		Max. inflation and track pressure	
									kPa	psi	kPa	psi	kPa	psi
	710/70-34/24			Rear							320	46	400	58
	710/70R34					Rear					320	46	400	58

KOMATSU FORWARDERS

Machine	Tire size / PR	Tread pattern							Inflation pressure					
		 F2	 TRS 2	 TRS 2+	 F *Nordman F	 Rider	 ELS	 TRS *Nordman TRS	Front		Rear		Max. inflation and track pressure	
									kPa	psi	kPa	psi	kPa	psi
825TX	600/50-22.5/20	Front, Rear	Front, Rear				Front, Rear	Front, Rear	350	51	500	73	550	80
8 wheels	710/40-22.5/20	Front, Rear	Front, Rear		Front, Rear			Front, Rear	350	51	500	73	550	80
830.3	600/50-22.5/16						Front, Rear	Front, Rear	350	51	430	62	430	62
8 wheels	600/50-22.5/20							Front, Rear	350	51	500	73	550	80
	710/40-22.5/16				Front, Rear			Front, Rear	350	51	400	58	400	58
840TX	600/50R24.5					Front, Rear			400	58	550	80	550	80
8 wheels	650/45R24.5					Front, Rear			400	58	550	80	550	80
	710/40-24.5/20	Front, Rear	Front, Rear		Front, Rear				350	51	550	80	550	80
835	600/50-24.5/20		Front, Rear						400	58	550	80	550	80
8 wheels	650/45R24.5					Front, Rear			400	58	550	80	550	80
	710/40-24.5/20	Front, Rear	Front, Rear		Front, Rear				350	51	550	80	550	80

Machine	Tire size / PR	Tread pattern							Inflation pressure					
		 F2	 TRS 2	 TRS 2+	 F *Nordman F	 Rider	 ELS	 TRS *Nordman TRS	Front		Rear		Max. inflation and track pressure	
									kPa	psi	kPa	psi	kPa	psi
	800/40-24.5/20	Front, Rear	Front, Rear						350	51	550	80	550	80
840.4	600/55-26.5/20	Front, Rear	Front, Rear		Front, Rear, *Front, Rear			*Front, Rear	350	51	550	80	550	80
8 wheels	600/55R26.5					Front, Rear			350	51	550	80	550	80
	710/45R26.5					Front, Rear			350	51	500	73	550	80
	710/45-26.5/20	Front, Rear	Front, Rear		Front, Rear, *Front, Rear			*Front, Rear	350	51	500	73	550	80
	710/45-26.5/24	Front, Rear			Front, Rear				350	51	500	73	600	87
	800/40-26.5/20	Front, Rear	Front, Rear		Front, Rear				350	51	500	73	550	80
840.4	600/55-26.5/20	Rear	Rear		Rear, *Rear			*Rear			550	80	550	80
6 wheels	600/55R26.5					Rear					550	80	550	80
	710/45R26.5					Rear					500	73	550	80
	710/45-26.5/20	Rear	Rear		Rear, *Rear			*Rear			500	73	550	80
	710/45-26.5/24	Rear			Rear						500	73	600	87
	800/40-26.5/20	Rear	Rear		Rear						500	73	550	80
	600/65-34/20							*Front	350	51			360	52
	600/65-34/24			Front					350	51			400	58
	600/65R34					Front			350	51			400	58
	700/55-34/20							*Front	350	51			360	52
	710/55-34/24			Front					350	51			400	58
	710/55R34					Front			350	51			400	58

Machine	Tire size / PR	Tread pattern							Inflation pressure					
		 F2	 TRS 2	 TRS 2+	 F *Nordman F	 Rider	 ELS	 TRS *Nordman TRS	Front		Rear		Max. inflation and track pressure	
									kPa	psi	kPa	psi	kPa	psi
845	600/55-26.5/20	Front, Rear	Front, Rear		Front, Rear, *Front, Rear			*Front, Rear	350	51	550	80	550	80
8 wheels	600/55R26.5					Front, Rear			350	51	550	80	550	80
	710/45R26.5					Front, Rear			350	51	500	73	550	80
	710/45-26.5/20	Front, Rear	Front, Rear		Front, Rear, *Front, Rear			*Front, Rear	350	51	500	73	550	80
	710/45-26.5/24	Front, Rear			Front, Rear				350	51	500	73	600	87
	800/40-26.5/20	Front, Rear	Front, Rear		Front, Rear				350	51	500	73	550	80
855.1 / 855.2	710/45R26.5					Front, Rear			400	58	550	80	550	80
8 wheels	710/45-26.5/20	Front, Rear	Front, Rear		Front, Rear, *Front, Rear			*Front, Rear	400	58	550	80	550	80
	710/45-26.5/24	Front, Rear			Front, Rear				400	58	550	80	600	87
	800/40-26.5/20	Front, Rear	Front, Rear		Front, Rear				400	58	550	80	550	80
855.1 / 855.2	710/45R26.5					Rear					550	80	550	80
6 wheels	710/45-26.5/20	Rear	Rear		Rear, *Rear			*Rear			550	80	550	80
	710/45-26.5/24	Rear			Rear						550	80	600	87
	800/40-26.5/20	Rear	Rear		Rear						550	80	550	80
	600/65-34/20							*Front	350	51			360	52
	600/65-34/24			Front					350	51			400	58
	600/65R34					Front			350	51			400	58
	700/55-34/20							*Front	350	51			360	52

Machine	Tire size / PR	Tread pattern							Inflation pressure					
		 F2	 TRS 2	 TRS 2+	 F *Nordman F	 Rider	 ELS	 TRS *Nordman TRS	Front		Rear		Max. inflation and track pressure	
									kPa	psi	kPa	psi	kPa	psi
	710/55-34/24			Front					350	51			400	58
	710/55R34					Front			350	51			400	58
860.4	710/45-26.5/20	Front, Rear	Front, Rear		Front, Rear, *Front, Rear			*Front, Rear	400	58	550	80	550	80
8 wheels	710/45-26.5/24	Front, Rear			Front, Rear				400	58	550	80	600	87
	710/45R26.5					Front, Rear			400	58	550	80	550	80
	800/40-26.5/20	Front, Rear	Front, Rear		Front, Rear				400	58	550	80	550	80
860.4	710/45-26.5/20	Rear	Rear		Rear, *Rear			*Rear			550	80	550	80
6 wheels	710/45-26.5/24	Rear			Rear						600	87	600	87
	710/45R26.5					Rear					550	80	550	80
	800/40-26.5/20	Rear	Rear		Rear						550	80	550	80
	600/65-34/20							*Front	350	51			360	52
	600/65-34/24			Front					350	51			400	58
	600/65R34					Front			350	51			400	58
	700/55-34/20							*Front	350	51			360	52
	710/55-34/24			Front				*Front	350	51			400	58
	710/55R34					Front			350	51			400	58
865	710/45-26.5/20	Front, Rear	Front, Rear		Front, Rear, *Front, Rear			*Front, Rear	400	58	550	80	550	80
8 wheels	710/45-26.5/24	Front, Rear			Front, Rear				400	58	600	87	600	87
	710/45R26.5					Front, Rear			400	58	550	80	550	80

Machine	Tire size / PR	Tread pattern							Inflation pressure					
		 F2	 TRS 2	 TRS 2+	 F *Nordman F	 Rider	 ELS	 TRS *Nordman TRS	Front		Rear		Max. inflation and track pressure	
									kPa	psi	kPa	psi	kPa	psi
	800/40-26.5/20	Front, Rear	Front, Rear		Front, Rear				400	58	550	80	550	80
865	710/45-26.5/20	Rear	Rear		Rear, *Rear			*Rear			550	80	550	80
6 wheels	710/45-26.5/24	Rear			Rear						600	87	600	87
	710/45R26.5					Rear					550	80	550	80
	800/40-26.5/20	Rear	Rear		Rear						550	80	550	80
	600/65-34/20							*Front	350	51			360	52
	600/65-34/24			Front					350	51			400	58
	600/65R34					Front			350	51			400	58
	700/55-34/20							*Front	350	51			360	52
	710/55-34/24			Front					350	51			400	58
	710/55R34					Front			350	51			400	58
875	710/45-26.5/20	Front, Rear	Front, Rear		Front, Rear				400	58	550	80	550	80
8 wheels	710/45-26.5/24	Front, Rear			Front, Rear				400	58	600	87	600	87
	800/40-26.5/20	Front, Rear	Front, Rear		Front, Rear				400	58	550	80	550	80
875	710/45-26.5/20	Rear	Rear		Rear						550	80	550	
6 wheels	710/45-26.5/24	Rear			Rear						600	87	600	
	800/40-26.5/20	Rear	Rear		Rear						550	80	550	
	700/55-34/20							*Front	350	51			360	
	710/55-34/24			Front					350	51			400	
	710/55R34					Front			350	51			400	

Machine	Tire size / PR	Tread pattern							Inflation pressure					
		 F2	 TRS 2	 TRS 2+	 F *Nordman F	 Rider	 ELS	 TRS *Nordman TRS	Front		Rear		Max. inflation and track pressure	
									kPa	psi	kPa	psi	kPa	psi
890.3	750/55-26.5/20				Front, Rear			Front, Rear	450	65	550	80	550	80
8 wheels	750/55-26.5/24	Front, Rear	Front, Rear						450	65	600	87	600	87
	780/55-26.5/20				Front, Rear				450	65	550	80	550	80
	800/50R26.5					Front, Rear			450	65	550	80	550	80
890.3	750/55-26.5/20				Rear, *Rear			Rear, *Rear			550	80	550	80
6 wheels	750/55-26.5/24	Rear	Rear								600	87	600	87
	780/55-26.5/20				Rear						550	80	550	80
	800/50R26.5					Rear					550	80	550	80
	700/70-34/16							Front	260	38			260	38
	700/70-34/20							*Front	350	51			360	52
	710/70-34/24			Front					350	51			400	58
	710/70R34					Front			350	51			400	58
895, 8 wheels	780/50-28.5/24	Front, Rear	Front, Rear						450	65	600	87	600	87
895	780/50-28.5/24	Rear	Rear								600	87	600	87
6 wheels	710/70-34/24			Front					350	51			400	58
	710/70R34					Front			350	51			400	58

CAT FORWARDERS

Machine	Tire size / PR	Tread pattern				Inflation pressure							
						Front		Rear		With tracks		Max inflation and track pressure	
		 F	 Rider	 ELS	 TRS	kPa	psi	kPa	psi	kPa	psi	kPa	psi
584	750/55-26.5/20	Rear			Rear	400	58	550	80	550	80	550	80
6 wheels	780/55-26.5/20	Rear				400	58	550	80	550	80	550	80
	800/50R26.5		Rear			400	58	550	80	550	80	550	80
	700/70-34/16				Front	260	41			280	41	260	41
584 8	750/55-26.5/20	Front, Rear			Front, Rear	400	58	550	80	550	80	550	80
8 wheels	780/55-26.5/20	Front, Rear				400	58	550	80	550	80	550	80
	800/50R26.5		Front, Rear			400	58	550	80	550	80	550	80
584 HD	750/55-26.5/20	Front, Rear			Front, Rear	400	58	550	80	550	80	550	80
8 wheels	780/55-26.5/20	Front, Rear				400	58	550	80	550	80	550	80
	800/50R26.5		Front, Rear			400	58	550	80	550	80	550	80

JOHN DEERE HARVESTERS

Machine	Tire size / PR	Tread pattern							Inflation pressure					
									Front		Rear		Max inflation and track pressure	
		 F2	 TRS 2	 TRS 2+	 F *Nordman F	 Rider	 ELS	 TRS *Nordman TRS	kPa	psi	kPa	psi	kPa	psi
1070G	650/60-26.5/20						Front, Rear	Front, Rear	450	65	300	44	550	80
4 wheels	750/55-26.5/20				Front, Rear *Front, Rear			Front, Rear *Front, Rear	450	65	300	44	550	80
	750/55-26.5/24	Front, Rear	Front, Rear						450	65	300	44	600	87
	600/65-34/20							*Front, Rear	320	46	280	41	360	52
	600/65-34/24			Front, Rear					320	46	280	41	400	58
	600/65R34					Front, Rear			320	46	280	41	400	58
	700/55-34/20							*Front, Rear	320	46	280	41	360	52
	710/55-34/24			Front, Rear					320	46	280	41	400	58
	710/55R34					Front, Rear			320	46	280	41	400	58
1070G	600/50-22.5/16						Front		400	58			430	62
6 wheels	600/50-22.5/20	Front	Front						400	58			550	80
	710/40-22.5/16				Front				400	58			400	58
	710/40-22.5/20	Front	Front						400	58			550	80
	650/60-26.5/12							Rear			280	41	280	41
	650/60-26.5/20						Rear	Rear			300	44	550	80
	750/55-26.5/20	Rear			Rear, *Rear			Rear, *Rear			300	44	550	80
	600/65-34/20							*Rear			280	41	360	52
	600/65-34/24			Rear							280	41	400	58

Machine	Tire size / PR	Tread pattern							Inflation pressure					
									Front		Rear		Max inflation and track pressure	
		 F2	 TRS 2	 TRS 2+	 F *Nordman F	 Rider	 ELS	 TRS *Nordman TRS	kPa	psi	kPa	psi	kPa	psi
	600/65R34					Rear					280	41	400	58
	700/55-34/20							*Rear			280	41	360	52
	710/55-34/24			Rear							280	41	400	58
	710/55R34					Rear					280	41	400	58
1170G 24.5"	600/50-24.5/20		Front						450	65			550	80
6 wheels	650/45R24.5					Front			450	65			550	80
	710/40-24.5/20	Front	Front		Front, *Front				450	65			550	80
	800/40-24.5/20	Front	Front						450	65			550	80
	600/65-34/20							*Rear			300	44	360	52
	600/65-34/24			Rear							300	44	400	58
	600/65R34					Rear					300	44	400	58
	700/55-34/20							*Rear			300	44	360	52
	710/55-34/24			Rear							300	44	400	58
	710/55R34					Rear					300	44	400	58
1170G 24.5"	600/50-24.5		Front, Rear						450	65	400	58	550	80
8 wheels	650/45R24.5					Front			450	65	400	58	550	80
	710/40-24.5/20	Front, Rear	Front, Rear		Front, Rear *Front, Rear				450	65	400	58	550	80
	800/40-24.5/20	Front, Rear	Front, Rear						450	65	400	58	550	80
1170G 26.5"	600/55-26.5/20	Front	Front		Front, *Front			*Front	500	73			550	80

Machine	Tire size / PR	Tread pattern							Inflation pressure					
									Front		Rear		Max inflation and track pressure	
		 F2	 TRS 2	 TRS 2+	 F *Nordman F	 Rider	 ELS	 TRS *Nordman TRS	kPa	psi	kPa	psi	kPa	psi
6 wheels	710/45-26.5/20	Front	Front		Front, *Front			*Front	500	73			550	80
	710/45-26.5/24	Front			Front				500	73			600	87
	800/40-26.5/20	Front	Front		Front				500	73			500	73
	600/65-34/20							*Rear			300	44	360	52
	600/65-34/24			Rear							300	44	400	58
	600/65R34					Rear					300	44	400	58
	700/55-34/20							*Rear			300	44	360	52
	710/55-34/24			Rear							300	44	400	58
	710/55R34					Rear					300	44	400	58
1270G	600/55-26.5/20	Front	Front		Front, *Front			*Front	500	73			550	80
6 wheels	600/55R26.5					Front		*Front	500	73			550	80
	710/45-26.5/20	Front	Front		Front, *Front			*Front	500	73			550	80
	710/45R26.5					Front		*Front	500	73			550	80
	710/45-26.5/24	Front			Front				500	73			600	87
	800/40-26.5/20	Front	Front		Front				500	73			500	73
	600/65-34/20							*Rear			300	44	360	52
	600/65-34/24			Rear							300	44	400	58
	600/65R34					Rear					300	44	400	58
	700/55-34/20							*Rear			300	44	360	52
	710/55-34/24			Rear							300	44	400	58

Machine	Tire size / PR	Tread pattern							Inflation pressure					
		 F2	 TRS 2	 TRS 2+	 F *Nordman F	 Rider	 ELS	 TRS *Nordman TRS	Front		Rear		Max inflation and track pressure	
									kPa	psi	kPa	psi	kPa	psi
	710/55R34					Rear					300	44	400	58
1270G	600/55-26.5/20	Front.Rear	Front.Rear		Front.Rear *Front.Rear			*Front.Rear	500	73	400	58	550	80
6 wheels	600/55R26.5					Front.Rear			500	73	400	58	550	80
	710/45-26.5/20	Front.Rear	Front.Rear		Front.Rear *Front.Rear			*Front.Rear	500	73	400	58	550	80
	710/45R26.5					Front.Rear			500	73	400	58	550	80
	710/45-26.5/24	Front.Rear			Front.Rear				500	73	400	58	600	87
	800/40-26.5/20	Front.Rear	Front.Rear		Front.Rear				500	73	400	58	500	73
1470G	650/65-26.5/20						Front	Front	500	73			550	80
6 wheels	750/55-26.5/20				Front, *Front			Front, *Front	500	73			550	80
	750/55-26.5/24	Front	Front						500	73			600	87
	780/55-26.5/20				Front				500	73			600	87
	710/55-28.5/24	Front	Front		Front				500	73			600	87
	780/50-28.5/24	Front	Front						500	73			600	87
	700/70-34/16							Rear			260	38	260	38
	700/70-34/20							*Rear			300	44	360	52
	710/70-34/24			Rear							300	44	400	58
	710/70R34					Rear					300	44	400	58

JOHN DEERE FORWARDERS

Machine	Tire size / PR	Tread pattern						Inflation pressure					
													
		 F2	 TRS 2	 TRS 2+	 F *Nordman F	 Rider	 TRS *Nordman TRS	Front		Rear		Max inflation and track pressure	
								kPa	psi	kPa	psi	kPa	psi
810E	600/50-22.5/20	Front, Rear	Front, Rear				Front, Rear	300	44	500	73	550	80
8 wheels	710/40-22.5/16				Front, Rear		Front, Rear	300	44	400	58	400	58
	710/40-22.5/20	Front, Rear	Front, Rear					300	44	500	73	550	80
910G 22.5"	600/50-22.5/20	Front, Rear	Front, Rear				Front, Rear	300	44	500	73	550	80
8 wheels	710/40-22.5/16				Front, Rear		Front, Rear	300	44	400	58	400	58
	710/40-22.5/20	Front, Rear	Front, Rear					300	44	500	73	550	80
910/1010G 24.5"	600/50-24.5		Rear							550	80	550	80
6 wheels	650/45R24.5					Rear				550	80	550	80
	710/40-24.5/20	Rear	Rear		Rear					500	73	550	80
	800/40-24.5/20	Rear	Rear							500	73	550	80
	600/65-34/20						*Front	300	44			360	52
	600/65-34/24			Front				300	44			400	58
	600/65R34					Front		300	44			400	58
	700/55-34/20						*Front	300	44			360	52
	710/55-34/24			Front				300	44			400	58

Machine	Tire size / PR	Tread pattern						Inflation pressure					
		 F2	 TRS 2	 TRS 2+	 F *Nordman F	 Rider	 TRS *Nordman TRS	 Front		Rear		Max inflation and track pressure	
								kPa	psi	kPa	psi	kPa	psi
	710/55R34					Front		300	44			400	58
	28L-26/26						Front	300	44			420	61
910/1010G 24.5"	600/50-24.5												
8 wheels	650/45R24.5					Front, Rear		400	58	550	80	550	80
	710/40-24.5/20	Front, Rear	Front, Rear		Front, Rear* Front, Rear			400	58	500	73	550	80
	800/40-24.5/20	Front, Rear	Front, Rear					400	58	500	73	550	80
1010G 26.5"	600/55-26.5/20	Front, Rear	Front, Rear		Front, Rear* Front, Rear		*Front, Rear	400	58	550	80	550	80
8 wheels	600/55R26.5					Front, Rear		400	58	550	80	550	80
	710/45-26.5/20	Front, Rear	Front, Rear		Front, Rear* Front, Rear		Front, Rear *Front, Rear	400	58	500	73	550	80
	710/45-26.5/24	Front, Rear			Front, Rear			400	58	500	73	600	87
	710/45R26.5					Front, Rear		400	58	500	73	550	80
	800/40-26.5/20	Front, Rear	Front, Rear		Front, Rear			400	58	500	73	500	74
1010G 26.5"	600/55-26.5/20	Rear	Rear		Rear, *Rear		*Rear			550	80	550	80
6 wheels	600/55R26.5					Rear				550	80	550	80
	710/45-26.5/20	Rear	Rear		Rear, *Rear		*Rear			500	73	550	80

Machine	Tire size / PR	Tread pattern						Inflation pressure					
								Front		Rear		Max inflation and track pressure	
		 F2	 TRS 2	 TRS 2+	 F *Nordman F	 Rider	 TRS *Nordman TRS	kPa	psi	kPa	psi	kPa	psi
	710/45-26.5/24	Rear			Rear					500	73	550	80
	710/45R26.5					Rear				500	73	550	80
	800/40-26.5/20	Rear	Rear		Rear					500	73	500	73
	600/65-34/20						*Front	300	44			360	52
	600/65-34/24			Front				300	44			400	58
	600/65R34					Front		300	44			400	58
	700/55-34/20						*Front	300	44			360	52
	710/55-34/24			Front				300	44			400	58
	710/55R34					Front		300	44			400	58
	28L-26/26						Front	300	44			420	61
1110G	600/55-26.5/20	Front, Rear	Front, Rear		Front, Rear *Front, Rear		*Front, Rear	400	58	550	80	550	80
8 wheels	600/55R26.5					Front, Rear		400	58	550	80	550	80
	710/45-26.5/20	Front, Rear	Front, Rear		Front, Rear *Front, Rear		Front, Rear *Front, Rear	400	58	500	73	550	80
	710/45-26.5/24	Front, Rear			Front, Rear			400	58	500	73	600	87
	710/45R26.5					Front, Rear		400	58	500	73	550	80
	800/40-26.5/20	Front, Rear	Front, Rear		Front, Rear			400	58	500	73	500	73

Machine	Tire size / PR	Tread pattern						Inflation pressure					
								Front		Rear		Max inflation and track pressure	
		 F2	 TRS 2	 TRS 2+	 F *Nordman F	 Rider	 TRS *Nordman TRS	kPa	psi	kPa	psi	kPa	psi
1110G	600/55-26.5/20	Rear	Rear		Rear, *Rear		*Rear			550	80	550	80
6 wheels	600/55R26.5					Rear				550	80	550	80
	710/45-26.5/20	Rear	Rear		Rear, *Rear		*Rear			500	73	550	80
	710/45-26.5/24	Rear			Rear					500	73	550	80
	710/45R26.5					Rear				500	73	550	80
	800/40-26.5/20	Rear	Rear		Rear					500	73	500	73
	600/65-34/20						*Front	300	44			360	52
	600/65-34/24			Front				300	44			400	58
	600/65R34					Front		300	44			400	58
	700/55-34/20						*Front	300	44			360	52
	710/55-34/24			Front				300	44			400	58
	710/55R34					Front		300	44			400	58
	28L-26/26						Front	300	44			420	61
1210G	600/55-26.5/20	Front, Rear	Front, Rear		Front, Rear *Front, Rear		*Front, Rear	400	58	550	80	550	80
8 wheels	600/55R26.5					Front, Rear		400	58	550	80	550	80
	710/45-26.5/20	Front, Rear	Front, Rear		Front, Rear *Front, Rear		*Front, Rear	400	58	500	73	550	80

Machine	Tire size / PR	Tread pattern						Inflation pressure					
													
		 F2	 TRS 2	 TRS 2+	 F *Nordman F	 Rider	 TRS *Nordman TRS	Front		Rear		Max inflation and track pressure	
								kPa	psi	kPa	psi	kPa	psi
	710/45-26.5/24	Front, Rear			Front, Rear			400	58	500	73	600	87
	710/45R26.5					Front, Rear		400	58	500	73	550	80
	800/40-26.5/20	Front, Rear	Front, Rear		Front, Rear			400	58	500	73	550	80
1210G	600/55-26.5/20	Rear	Rear		Rear, *Rear		*Rear			550	80	550	80
6 wheels	600/55R26.5					Rear				550	80	550	80
	710/45-26.5/20	Rear	Rear		Rear, *Rear		*Rear			500	73	550	80
	710/45-26.5/24	Rear			Rear					500	73	600	87
	710/45R26.5					Rear				500	73	550	80
	800/40-26.5/20	Rear	Rear		Rear					500	73	550	80
	600/65-34/20						*Front	300	44			360	52
	600/65-34/24			Front				300	44			400	58
	600/65R34					Front		300	44			400	58
	700/55-34/20						*Front	300	44			360	52
	710/55-34/24			Front				300	44			400	58
	710/55R34					Front		300	44			400	58
	28L-26/26						Front	300	44			420	61

Machine	Tire size / PR	Tread pattern						Inflation pressure					
								Front		Rear		Max inflation and track pressure	
		 F2	 TRS 2	 TRS 2+	 F *Nordman F	 Rider	 TRS *Nordman TRS	kPa	psi	kPa	psi	kPa	psi
1510G	710/45-26.5/20	Front, Rear	Front, Rear		Front, Rear			400	58	550	80	550	80
8 wheels	710/45-26.5/24	Front, Rear			Front, Rear			400	58	600	87	600	87
	710/45R26.5					Front, Rear		400	58	550	80	550	80
	800/40-26.5/20	Front, Rear	Front, Rear		Front, Rear			400	58	550	80	550	80
1510G	710/45-26.5/20	Rear	Rear		Rear					550	80	550	80
6 wheels	710/45-26.5/24	Rear			Rear					600	87	600	87
	710/45R26.5					Rear				550	80	550	80
	800/40-26.5/20		Rear		Rear					500	73	500	73
	600/65-34/20						*Front	320	46			360	52
	600/65-34/24			Front				320	46			400	58
	600/65R34					Front		320	46			400	58
	700/55-34/20						*Front	320	46			360	52
	710/55-34/24			Front				320	46			400	58
	710/55R34					Front		320	46			400	58
1910G	750/55-26.5/20				Front, Rear *Front, Rear		Front, Rear *Front, Rear			550	80	550	80
8 wheels	750/55-26.5/24	Front, Rear	Front, Rear					450	65	600	87	600	87

Machine	Tire size / PR	Tread pattern						Inflation pressure					
								Front		Rear		Max inflation and track pressure	
		 F2	 TRS 2	 TRS 2+	 F *Nordman F	 Rider	 TRS *Nordman TRS	kPa	psi	kPa	psi	kPa	psi
	780/55-26.5/20				Front, Rear			450	65	600	87	600	87
	800/50R26.5					Front, Rear		450	65	550	80	550	80
	710/55-28.5/24	Front, Rear	Front, Rear					500	65	600	87	600	87
	780/50-28.5/24	Front, Rear	Front, Rear					450	65	600	87	600	87
1910G	750/55-26.5/20				Rear, *Rear		Rear, *Rear			550	80	550	80
6 wheels	750/55-26.5/24	Rear	Rear							600	87	600	87
	780/55-26.5/20				Rear					600	87	600	87
	800/50R26.5					Rear				550	80	550	80
	710/55-28.5/24	Rear	Rear							600	87	600	87
	780/50-28.5/24	Rear	Rear							600	87	600	87
	700/70-34/20						*Front	340	49			360	52
	710/70-34/24			Front				340	49			400	58
	710/70R34					Front		340	49			400	58

LOGSET HARVESTERS

Machine	Tire size / PR	Tread pattern							Inflation pressure					
									Front		Rear		Max inflation and track pressure	
		 F2	 F	 Nordman F	 TRS 2	 Rider	 TRS	 Nordman TRS	kPa	psi	kPa	psi	kPa	psi
4H	650/60-26.5/12						Front, Rear		240	35	240	41	280	41
4 wheels	750/55-26.5/20		Front, Rear	Front, Rear			Front, Rear	Front, Rear	280	41	280	41	550	80
	750/55-26.5/24	Front, Rear			Front, Rear				280	41	280	41	550	80
	780/55-26.5/20		Front, Rear						280	41	280	41	550	80
	600/65-34/20							Front, Rear	280	41	280	41	360	52
	600/65R34					Front, Rear			280	41	280	41	400	58
	700/55-34/20							Front, Rear	260	38	280	41	360	52
	710/55R34					Front, Rear			260	38	280	41	400	58
5H	600/50-22.5/20						Front		430	62			550	80
6 wheels	710/40-22.5/16		Front						400	58			430	62
	710/40-22.5/20	Front	Front		Rear				400	58			550	80
	600/65-34/20							Rear			280	41	360	52
	600/65R34					Rear					280	41	400	58
	700/55-34/20							Rear			280	41	360	52
	710/55R34					Rear					280	41	400	58
6H	600/55-26.5/20	Front	Front	Front	Front			Front	550	80			550	80
6 wheels	600/55R26.5					Front			550	80			550	80
	710/45-26.5/20	Front	Front	Front	Front			Front	550	80			550	80
	710/45R26.5					Front			550	80			550	80

Machine	Tire size / PR	Tread pattern							Inflation pressure					
									Front		Rear		Max inflation and track pressure	
		 F2	 F	 Nordman F	 TRS 2	 Rider	 TRS	 Nordman TRS	kPa	psi	kPa	psi	kPa	psi
	800/40-26.5/20	Front	Front		Front				550	80			550	80
	600/65-34/20							Rear			280	41	360	52
	600/65R34					Rear					280	41	400	58
	700/55-34/20							Rear			280	41	360	52
	710/55R34					Rear					280	41	400	58
8H	600/55-26.5/20	Front	Front	Front	Front			Front	550	80			550	80
6 wheels	600/55R26.5					Front			550	80			550	80
	710/45-26.5/20	Front	Front	Front	Front			Front	550	80			550	80
	710/45R26.5								550	80			550	80
	800/40-26.5/20	Front	Front		Front				550	80			550	80
	600/65-34/20							Rear			280	41	360	52
	600/65R34					Rear					280	41	400	58
	700/55-34/20							Rear			280	41	360	52
	710/55R34					Rear					280	41	400	58
10H	750/55-26.5/20		Front	Front			Front	Front	500	73			550	80
6 wheels	750/55-26.5/24	Front			Front				500	73			550	80
	780/55-26.5/20		Front						500	73			550	80
	710/55-28.5/24	Front			Front				500	73			600	87
	780/50-28.5/24	Front			Front				500	73			600	87
	700/70-34/16						Rear				260	38	260	38

Machine	Tire size / PR	Tread pattern							Inflation pressure					
									Front		Rear		Max inflation and track pressure	
		 F2	 F	 Nordman F	 TRS 2	 Rider	 TRS	 Nordman TRS	kPa	psi	kPa	psi	kPa	psi
	700/70-34/20							Rear			300	44	360	52
	710/70R34					Rear					300	44	400	58

LOGSET FORWARDERS

Machine	Tire size / PR	Tread pattern							Inflation pressure					
									Front		Rear		Max inflation and track pressure	
		 F2	 F	 Nordman F	 TRS 2	 Rider	 TRS	 Nordman TRS	kPa	psi	kPa	psi	kPa	psi
4F	600/50-22.5/20						Front, Rear		350	51	500	73	550	80
8 wheels	710/40-22.5/16		Front, Rear						350	51	430	62	430	62
	710/40-22.5/20	Front, Rear			Front, Rear				350	51	430	62	430	62
5F	600/55-26.5/20	Front, Rear	Front, Rear	Front, Rear	Front, Rear			Front, Rear	350	51	550	80	550	80
8 wheels	600/55R26.5					Front, Rear			350	51	550	80	550	80
	710/45-26.5/16		Front, Rear						350	51	460	67	460	67
	710/45-26.5/20	Front, Rear	Front, Rear	Front, Rear	Front, Rear			Front, Rear	350	51	500	73	550	80
	710/45R26.5					Front, Rear			350	51	500	73	550	80
	800/40-26.5/20	Front, Rear	Front, Rear		Front, Rear				350	51	500	73	550	80
6F	600/55-26.5/20	Front, Rear	Front, Rear	Front, Rear	Front, Rear			Front, Rear	350	51	550	80	550	80
8 wheels	600/55R26.5					Front, Rear			350	51	550	80	550	80
	710/45-26.5/20	Front, Rear	Front, Rear	Front, Rear	Front, Rear			Front, Rear	350	51	550	80	550	80

Machine	Tire size / PR	Tread pattern							Inflation pressure					
		 F2	 F	 Nordman F	 TRS 2	 Rider	 TRS	 Nordman TRS	Front		Rear		Max inflation and track pressure	
									kPa	psi	kPa	psi	kPa	psi
	710/45R26.5					Front, Rear			350	51	550	80	550	80
	800/40-26.5/20	Front, Rear	Front, Rear		Front, Rear				350	51	500	73	550	80
8F	710/45-26.5/20	Front, Rear	Front, Rear	Front, Rear	Front, Rear			Front, Rear	400	58	550	80	550	80
8 wheels	710/45-26.5/24	Front, Rear				Front, Rear			400	58	550	80	600	87
	710/45R26.5					Front, Rear			400	58	550	80	550	80
	800/40-26.5/20	Front, Rear	Front, Rear		Front, Rear				400	58	500	73	550	80
10F	750/55-26.5/20		Front, Rear	Front, Rear			Front, Rear	Front, Rear	400	58	550	80	550	80
8 wheels	750/55-26.5/24	Front, Rear			Front, Rear				400	58	550	80	600	87
	780/55-26.5/20		Front, Rear						400	58	550	80	550	80
	780/50-28.5/24	Front, Rear			Front, Rear				400	58	600	87	600	87
12F - 8 wheels	780/50-28.5/24	Front, Rear			Front, Rear				450	58	600	87	600	87

PONSSE HARVESTERS

Machine	Tire size / PR	Tread pattern							Inflation pressure					
		 F2	 TRS 2	 TRS 2+	 F *Nordman F	 Rider	 ELS	 TRS *Nordman TRS	Front		Rear		Max inflation and track pressure	
									kPa	psi	kPa	psi	kPa	psi
Beaver	600/55-26.5/20	Front, Rear	Front, Rear		Front, Rear *Front, Rear			*Front, Rear	380	55	460	67	550	80
6 wheels	600/55R26.5					Front, Rear			380	55	460	67	550	80

Machine	Tire size / PR	Tread pattern							Inflation pressure					
		 F2	 TRS 2	 TRS 2+	 F *Nordman F	 Rider	 ELS	 TRS *Nordman TRS	Front		Rear		Max inflation and track pressure	
									kPa	psi	kPa	psi	kPa	psi
	710/45-26.5/16				Front, Rear				350	51	460	67	460	67
	710/45-26.5/20	Front, Rear	Front, Rear		Front, Rear *Front, Rear			*Front, Rear	350	51	460	67	550	80
	710/45R26.5					Front, Rear			350	51	460	67	550	80
	800/40-26.5/20	Front, Rear	Front, Rear		Front, Rear				350	51	460	67	550	80
	650/65-26.5/20						Front	Front	350	51	460	67	550	80
	750/55-26.5/20	Front	Front		Front				350	51	460	67	550	80
Fox	600/55-26.5/20	Front, Rear	Front, Rear		Front, Rear *Front, Rear			*Front, Rear	400	58	460	67	550	80
8 wheels	600/55R26.5					Front, Rear			400	58	460	67	550	80
	710/45-26.5/16				Front, Rear				400	58	460	67	460	67
	710/45-26.5/20	Front, Rear	Front, Rear		Front, Rear *Front, Rear			*Front, Rear	400	58	460	67	550	80
	710/45R26.5					Front, Rear			400	58	460	67	550	80
	800/40-26.5	Front, Rear	Front, Rear		Front, Rear				400	58	460	67	550	80
Scorpion	600/55-26.5/20	Front, Rear	Front, Rear		Front, Rear *Front, Rear			*Front, Rear	450	65	450	65	550	80
Scorpion King	600/55R26.5					Front, Rear			450	65	450	65	550	80
8 wheels	710/45-26.5/16				Front, Rear				450	65	450	65	460	67
	710/45-26.5/20	Front, Rear	Front, Rear		Front, Rear *Front, Rear			*Front, Rear	450	65	450	65	550	80
	710/45R26.5					Front, Rear			450	65	450	65	550	80

Machine	Tire size / PR	Tread pattern							Inflation pressure					
		 F2	 TRS 2	 TRS 2+	 F *Nordman F	 Rider	 ELS	 TRS *Nordman TRS	Front		Rear		Max inflation and track pressure	
									kPa	psi	kPa	psi	kPa	psi
	800/40-26.5	Front, Rear	Front, Rear		Front, Rear				450	65	450	65	550	80
Cobra	600/55-26.5/20	Front, Rear	Front, Rear		Front, Rear *Front, Rear			*Front, Rear	350	51	460	67	550	80
8 wheels	600/55R26.5					Front, Rear			350	51	460	67	550	80
	710/45-26.5/16				Front, Rear				350	51	460	67	460	67
	710/45-26.5/20	Front, Rear	Front, Rear		Front, Rear *Front, Rear			*Front, Rear	350	51	460	67	550	80
	710/45R26.5					Front, Rear			350	51	460	67	550	80
	800/40-26.5	Front, Rear	Front, Rear		Front, Rear				350	51	460	67	550	80
Ergo	600/55-26.5/20	Rear			Rear, *Rear			*Rear			460	67	550	80
6 wheels	600/55R26.5					Rear					460	67	550	80
	710/45-26.5/16				Rear						460	67	460	67
	710/45-26.5/20	Rear			Rear, *Rear			*Rear			460	67	550	80
	710/45R26.5					Rear					460	67	550	80
	800/40-26.5/20	Rear	Rear		Rear						460	67	550	80
	600/65-34/20							*Front	300	44			360	52
	600/65-34/24			Front					300	44			400	58
	600/65R34					Front			300	44			400	58
	700/55-34/20							*Front	300	44			360	52
	710/55-34/24			Front					300	44			400	58
	710/55R34					Front			300	44			400	58

Machine	Tire size / PR	Tread pattern							Inflation pressure					
									Front		Rear		Max inflation and track pressure	
		 F2	 TRS 2	 TRS 2+	 F *Nordman F	 Rider	 ELS	 TRS *Nordman TRS	kPa	psi	kPa	psi	kPa	psi
Ergo	600/55-26.5/20	Front, Rear	Front, Rear		Front, Rear *Front, Rear			*Front, Rear	350	51	460	67	550	80
8 wheels	600/55R26.5					Front, Rear			350	51	460	67	550	80
	710/45-26.5/16				Front, Rear				350	51	460	67	460	67
	710/45-26.5/20	Front, Rear	Front, Rear		Front, Rear *Front, Rear			*Front, Rear	350	51	460	67	550	80
	710/45R26.5					Front, Rear			350	51	460	67	550	80
	800/40-26.5	Front, Rear	Front, Rear		Front, Rear				350	51	460	67	550	80
Bear	650/65-26.5/20						Front, Rear	Front, Rear	400	58	460	67	550	80
8 wheels	750/55-26.5/20				Front, Rear *Front, Rear			Front, Rear *Front, Rear	400	58	460	67	550	80
	750/55-26.5/24	Front, Rear	Front, Rear						400	58	460	67	600	87
	780/55-26.5/20				Front, Rear				400	58	460	67	550	80
	800/50R26.5					Front, Rear			400	58	460	67	550	80
	710/55-28.5/24	Front, Rear	Front, Rear						400	58	460	67	600	87
	780/50-28.5/24	Front, Rear	Front, Rear						400	58	460	67	600	87
Bear	650/65-26.5/20						Rear	Rear			460	67	550	80
8 wheels	750/55-26.5/20				Rear, *Rear			Rear, *Rear			460	67	550	80
	750/55-26.5/24	Rear	Rear								460	67	600	87
	780/55-26.5/20				Rear						460	67	550	80
	710/55-28.5/24	Rear	Rear								460	67	600	87

Machine	Tire size / PR	Tread pattern							Inflation pressure					
		 F2	 TRS 2	 TRS 2+	 F *Nordman F	 Rider	 ELS	 TRS *Nordman TRS	Front		Rear		Max inflation and track pressure	
									kPa	psi	kPa	psi	kPa	psi
	780/50-28.5/24	Rear	Rear								460	67	600	87
	800/50R26.5					Rear					460	67	550	80
	700/70-34/16							Front	260	38			260	38
	700/70-34/20							Front	300	44			360	52
	710/70-34/24			Front					300	44			400	58
	710/70R34					Front			300	44			400	58

PONSSE FORWARDERS

Machine	Tire size / PR	Tread pattern						Inflation pressure					
		 F2	 TRS 2	 TRS 2+	 F *Nordman F	 Rider	 TRS *Nordman TRS	Front		Rear		Max inflation and track pressure	
								kPa	psi	kPa	psi	kPa	psi
Gazelle	600/50-22.5/20	Front, Rear	Front, Rear				Front, Rear	350	51	500	73	550	80
8 wheels	710/40-22.5/16				Front, Rear		Front, Rear	350	51	430	62	430	62
	710/40-22.5/20	Front, Rear	Front, Rear					350	51	430	62	550	80
Wisent / Dual	600/55-26.5/20	Front, Rear	Front, Rear		Front, Rear *Front, Rear		*Front, Rear	350	51	550	80	550	80
8 wheels	600/55R26.5					Front, Rear		350	51	550	80	550	80
	710/45-26.5/16				Front, Rear			350	51	460	67	460	67

Machine	Tire size / PR	Tread pattern						Inflation pressure					
								Front		Rear		Max inflation and track pressure	
		 F2	 TRS 2	 TRS 2+	 F *Nordman F	 Rider	 TRS *Nordman TRS	kPa	psi	kPa	psi	kPa	psi
	710/45-26.5/20	Front, Rear	Front, Rear		Front, Rear *Front, Rear		*Front, Rear	350	51	500	73	550	80
	710/45R26.5					Front, Rear		350	51	500	73	550	80
	800/40-26.5/20	Front, Rear	Front, Rear		Front, Rear			350	51	500	73	500	73
Wisent / Dual	600/55-26.5/20	Rear	Rear		Rear, *Rear		*Rear			550	80	550	80
6 wheels	600/55R26.5					Rear				550	80	550	80
	710/45-26.5/16				Rear					460	67	460	67
	710/45-26.5/20	Rear	Rear		Rear, *Rear		*Rear			500	73	550	80
	710/45R26.5					Rear				500	73	550	80
	800/40-26.5/20	Rear	Rear		Rear					500	73	550	80
	600/65-34/20						*Front	300	44			360	52
	600/65-34/24			Front				300	44			400	58
	600/65R34					Front		300	44			400	58
	700/55-34/20						*Front	300	44			360	52
	710/55-34/24			Front				300	44			400	58
	710/55R34					Front		300	44			400	58
Elk	600/55-26.5/20	Front, Rear	Front, Rear		Front, Rear *Front, Rear		*Front, Rear	350	51	550	80	550	80
8 wheels	600/55R26.5					Front, Rear		350	51	550	80	550	80
	710/45-26.5/20	Front, Rear	Front, Rear		Front, Rear *Front, Rear		*Front, Rear	350	51	500	73	550	80

Machine	Tire size / PR	Tread pattern						Inflation pressure					
								Front		Rear		Max inflation and track pressure	
		 F2	 TRS 2	 TRS 2+	 F *Nordman F	 Rider	 TRS *Nordman TRS	kPa	psi	kPa	psi	kPa	psi
	710/45-26.5/24	Front, Rear			Front, Rear			350	51	500	73	600	87
	710/45R26.5					Front, Rear		350	51	500	73	550	80
	800/40-26.5/20	Front, Rear	Front, Rear		Front, Rear			350	51	500	73	550	80
Elk	600/55-26.5/20	Rear	Rear		Rear, *Rear		*Rear			550	80	550	80
6 wheels	600/55R26.5					Rear				550	80	550	80
	710/45-26.5/20	Rear	Rear		Rear, *Rear		*Rear			500	73	550	80
	710/45-26.5/24	Rear			Rear					500	73	600	87
	710/45R26.5					Rear				500	73	550	80
	800/40-26.5/20	Rear	Rear		Rear					500	73	550	80
	600/65-34/20						*Front	320	46			360	52
	600/65-34/24			Front				320	46			400	58
	600/65R34					Front		320	46			400	58
	700/55-34/20						*Front	320	46			360	52
	710/55-34/24			Front				320	46			400	58
	710/55R34					Front		320	46			400	58
Bison	710/45-26.5/20	Front, Rear	Front, Rear		Front, Rear *Front, Rear		*Front, Rear	400	58	550	80	550	80
8 wheels	710/45-26.5/24	Front, Rear	Front, Rear		Front, Rear			400	58	550	80	600	87
	710/45R26.5					Front, Rear		400	58	550	80	550	80
	800/40-26.5/20	Front, Rear	Front, Rear		Front, Rear			400	58	550	80	550	80

Machine	Tire size / PR	Tread pattern						Inflation pressure					
		 F2	 TRS 2	 TRS 2+	 F *Nordman F	 Rider	 TRS *Nordman TRS	Front		Rear		Max inflation and track pressure	
								kPa	psi	kPa	psi	kPa	psi
Buffalo / Dual	710/45-26.5/20	Front, Rear	Front, Rear		Front, Rear *Front, Rear		*Front, Rear	400	58	550	80	550	80
8 wheels	710/45-26.5/24	Front, Rear	Front, Rear		Front, Rear			400	58	550	80	600	87
	710/45R26.5					Front, Rear		400	58	550	80	550	80
	800/40-26.5/20	Front, Rear	Front, Rear		Front, Rear			400	58	550	80	550	80
Buffalo / Dual / ADS	710/45-26.5/20	Rear	Rear		Rear, *Rear		*Rear			550	80	550	80
6 wheels	710/45-26.5/24	Rear	Rear		Rear					550	80	600	87
	710/45R26.5					Rear				550	80	550	80
	800/40-26.5/20	Rear	Rear		Rear					550	80	550	80
	600/65-34/20						*Front	320	46			360	52
	600/65-34/24			Front				320	46			400	58
	600/65R34					Front		320	46			400	58
	700/55-34/20						*Front	320	46			360	52
	710/55-34/24			Front				320	46			400	58
	710/55R34					Front		320	46			400	58
Buffalo King	600/55-26.5/20	Front	Front		Front, *Front		*Front	400	58			550	80
8 wheels	600/55R26.5					Front		400	58			550	80
	710/45-26.5/20	Front	Front		Front, *Front		*Front	400	58			550	80
	710/45-26.5/24	Front	Front		Front			400	58			600	87
	710/45R26.5					Front		400	58			550	80

Machine	Tire size / PR	Tread pattern						Inflation pressure					
								Front		Rear		Max inflation and track pressure	
		 F2	 TRS 2	 TRS 2+	 F *Nordman F	 Rider	 TRS *Nordman TRS	kPa	psi	kPa	psi	kPa	psi
	800/40-26.5/20	Front	Front		Front			400	58			550	80
	750/55-26.5/20				Rear, *Rear		Rear, *Rear			550	80	550	80
	750/55-26.5/24	Rear	Rear							550	80	600	87
	780/55-26.5/20				Rear					550	80	550	80
	800/50R26.5					Rear				550	80	550	80
Buffalo King	750/55-26.5/20				Rear, *Rear		Rear, *Rear			500	73	550	80
6 wheels	750/55-26.5/24	Rear	Rear							500	73	600	87
	780/55-26.5/20				Rear					500	73	550	80
	800/50R26.5					Rear				500	73	550	80
	700/70-34/16						Front	260	38			260	38
	700/70-34/20						*Front	300	44			360	52
	710/70-34/24			Front				300	44			400	58
	710/70R34					Front		300	44			400	58
Elephant	750/55-26.5/20				Front, Rear *Front, Rear		Front, Rear *Front, Rear	450	65	550	80	550	80
8 wheels	750/55-26.5/24	Front, Rear	Front, Rear					450	65	600	87	600	87
	780/55-26.5/20				Front, Rear			450	65	550	80	550	80
	780/50-28.5/24	Front, Rear	Front, Rear					450	65	600	87	600	87
	800/50R26.5					Front, Rear		450	65	550	80	550	80
Elephant	750/55-26.5/20				Rear, *Rear		Rear, *Rear			550	80	550	80

Machine	Tire size / PR	Tread pattern						Inflation pressure					
								Front		Rear		Max inflation and track pressure	
		 F2	 TRS 2	 TRS 2+	 F *Nordman F	 Rider	 TRS *Nordman TRS	kPa	psi	kPa	psi	kPa	psi
6 wheels	750/55-26.5/24	Rear	Rear							600	87	600	87
	780/55-26.5/20				Rear					550	80	550	80
	800/50R26.5					Rear				550	80	550	80
	780/50-28.5/24	Rear	Rear							600	87	600	87
	700/70-34/16						Front	260	38			260	38
	700/70-34/20						*Front	320	46			360	52
	710/70-34/24			Front				320	46			400	58
	710/70R34					Front		320	46			400	58
Elephant King	750/55-26.5/20				Front, Rear *Front, Rear		Front, Rear *Front, Rear	450	65	550	80	550	80
8 wheels	750/55-26.5/24	Front, Rear	Front, Rear					450	65	600	87	600	87
	780/55-26.5/20				Front, Rear			450	65	550	80	550	80
	780/50-28.5/24	Front, Rear	Front, Rear					450	65	600	87	600	87
	800/50R26.5					Front, Rear		450	65	550	80	550	80

ROTTNE HARVESTERS

Machine	Tire size / PR	Tread pattern						Inflation pressure					
								Front		Rear		Max inflation and track pressure	
		 F2	 TRS 2	 TRS 2+	 F *Nordman F	 Rider	 TRS *Nordman TRS	kPa	psi	kPa	psi	kPa	psi
H8	600/55-26.5/20	Front, Rear	Front, Rear		Front, Rear *Front, Rear		*Front, Rear	450	65	450	65	550	80
4 wheels	600/55R26.5					Front, Rear		450	65	450	65	550	80
	710/45-26.5/20	Front, Rear	Front, Rear		Front, Rear *Front, Rear		*Front, Rear	450	65	450	65	550	80
	710/45R26.5					Front, Rear		450	65	450	65	550	80
	800/40-26.5/20	Front, Rear	Front, Rear		Front, Rear			450	65	450	65	550	80
H11	600/50R24.5					Front		500	73			550	80
6 wheels	650/45R24.5					Front		500	73			550	80
	710/40-24.5	Front	Front		Front, *Front			500	73			550	80
	800/40-24.5/20	Front	Front					500	73			550	80
	600/65-34/20						*Rear			280	41	360	52
	600/65-34/24			Rear						280	41	400	58
	600/65R34					Rear				280	41	400	58
	700/55-34/20						*Rear			280	41	360	52
	710/55-34/24			Rear						280	41	400	58
	710/55R34					Rear				280	41	400	58
H11c	600/50R24.5					Front, Rear		500	73	450	65	550	80
8 wheels	650/45R24.5					Front, Rear		500	73	450	65	550	80

Machine	Tire size / PR	Tread pattern						Inflation pressure					
		 F2	 TRS 2	 TRS 2+	 F *Nordman F	 Rider	 TRS *Nordman TRS	Front		Rear		Max inflation and track pressure	
								kPa	psi	kPa	psi	kPa	psi
	710/40-24.5	Front, Rear	Front, Rear		Front, Rear *Front, Rear			500	73	450	65	550	80
H14c	600/55-26.5/20	Front	Front		Front, *Front		*Front	500	73			550	80
6 wheels	600/55R26.5					Front		500	73			550	80
	710/45-26.5/20	Front	Front		Front, *Front		*Front	500	73			550	80
	710/45R26.5					Front		500	73			550	80
	800/40-26.5/20	Front	Front		Front			500	73			550	80
	600/65-34/20						*Rear			280	41	360	52
	600/65-34/24			Rear						280	41	400	58
	600/65R34					Rear				280	41	400	58
	700/55-34/20						*Rear			280	41	360	52
	710/55-34/24			Rear						280	41	400	58
	710/55R34					Rear				280	41	400	58
H20b	750/55-26.5/20				Front, *Front		*Front	500	73			550	80
6 wheels	750/55-26.5/24	Front	Front					500	73			550	80
	780/55-26.5/20				Front			500	73			550	80
	700/70-34/16						Rear			260	38	260	38
	700/70-34/20						*Rear			300	44	360	52
	710/70-34/24			Rear						300	44	400	58
	710/70R34					Rear				300	44	400	58

Machine	Tire size / PR	Tread pattern						Inflation pressure					
		 F2	 TRS 2	 TRS 2+	 F *Nordman F	 Rider	 TRS *Nordman TRS	Front		Rear		Max inflation and track pressure	
								kPa	psi	kPa	psi	kPa	psi
H21d	750/55-26.5/20				Front, Rear *Front, Rear		*Front, Rear	500	73	450	65	550	80
8 wheels	750/55-26.5/24	Front, Rear	Front, Rear					500	73	450	65	600	87
	780/55-26.5/20				Front			500	73	450	65	550	80
H21d	750/55-26.5/20				Front, Rear *Front, Rear		*Front, Rear	500	73	450	65	550	80
6 wheels	750/55-26.5/24	Front, Rear	Front, Rear					500	73	450	65	600	87
	780/55-26.5/20				Front			500	73	450	65	550	80
	700/70-34/16						Rear			260	38	260	38
	700/70-34/20						*Rear			300	44	360	52
	710/70-34/24			Rear						300	44	400	58
	710/70R34					Rear				300	44	400	58

ROTTNE FORWARDERS

Machine	Tire size / PR	Tread pattern						Inflation pressure					
		 F2	 TRS 2	 TRS 2+	 F *Nordman F	 Rider	 TRS *Nordman TRS	Front		Rear		Max inflation and track pressure	
								kPa	psi	kPa	psi	kPa	psi
F10b	600/50-22.5/20	Front, Rear	Front, Rear				Front, Rear	350	51	500	73	550	80
8 wheels	710/40-22.5/16				Front, Rear			350	51	400	58	550	80

Machine	Tire size / PR	Tread pattern						Inflation pressure					
								Front		Rear		Max inflation and track pressure	
		 F2	 TRS 2	 TRS 2+	 F *Nordman F	 Rider	 TRS *Nordman TRS	kPa	psi	kPa	psi	kPa	psi
	710/40-22.5/20	Front, Rear	Front, Rear					350	51	500	73	550	80
F10d	600/50-22.5/20	Front, Rear	Front, Rear				Front, Rear	350	51	550	80	550	80
8 wheels	710/40-22.5/20	Front, Rear	Front, Rear					350	51	550	80	550	80
F11d	600/50-24.5/20		Front, Rear					350	51	550	80	550	80
8 wheels	710/40-24.5/20	Front, Rear	Front, Rear		Front, Rear *Front, Rear			350	51	550	80	550	80
	800/40-24.5/20	Front, Rear	Front, Rear					350	51	550	80	550	80
F13c	600/55-26.5/20	Front, Rear	Front, Rear		Front, Rear *Front, Rear		*Front, Rear	350	51	550	80	550	80
8 wheels	600/55R26.5					Front, Rear		350	51	550	80	550	80
	710/45-26.5/20	Front, Rear	Front, Rear		Front, Rear *Front, Rear		*Front, Rear	350	51	500	73	550	80
	710/45R26.5					Front, Rear		350	51	500	73	550	80
	800/40-26.5/20	Front, Rear	Front, Rear		Front, Rear			350	51	500	73	550	80
F15c	600/55-26.5/20	Front, Rear	Front, Rear		Front, Rear *Front, Rear		*Front, Rear	450	65	550	80	550	80
8 wheels	600/55R26.5					Front, Rear		450	65	550	80	550	80
	710/45-26.5/20	Front, Rear	Front, Rear		Front, Rear *Front, Rear		*Front, Rear	400	58	550	80	550	80
	710/45R26.5					Front, Rear		400	58	550	80	550	80
	800/40-26.5/20	Front, Rear	Front, Rear		Front, Rear			400	58	550	80	550	80
F18	750/55-26.5/20				Rear, *Rear		Rear, *Rear			550	80	550	80

Machine	Tire size / PR	Tread pattern						Inflation pressure					
		 F2	 TRS 2	 TRS 2+	 F *Nordman F	 Rider	 TRS *Nordman TRS	Front		Rear		Max inflation and track pressure	
								kPa	psi	kPa	psi	kPa	psi
6 wheels	750/55-26.5/24	Rear	Rear							600	87	600	87
	780/55-26.5/20				Rear					550	80	550	80
	700/70-34/16						Front	260	38			260	38
	700/70-34/20						*Front	320	46			360	52
	710/70-34/24			Front				320	46			400	58
	710/70R34					Front		320	46			400	58
F18	750/55-26.5/20				Front, Rear *Front, Rear		Front, Rear *Front, Rear	450	65	550	80	550	80
8 wheels	750/55-26.5/24	Front, Rear	Front, Rear					450	65	600	87	600	87
	780/55-26.5/20				Front, Rear			450	65	550	80	550	80
F20	750/55-26.5/24	Front, Rear	Front, Rear					450	65	600	87	600	87
8 wheels	780/50-28.5/24	Front, Rear	Front, Rear					450	65	600	87	600	87

TIGERCAT HARVESTERS

Machine	Tire size / PR	Tread pattern					Inflation pressure					
		 F2	 TRS 2	 TRS 2+	 F *Nordman F	 TRS *Nordman TRS	Front		Rear		Max inflation and track pressure	
							kPa	psi	kPa	psi	kPa	psi
1165	600/55-26.5/20	Front	Front		Front	Front	550	80	400	58	550	80
6 wheels	710/45-26.5/20	Front	Front		Front	Front	550	80	400	58	550	80

Machine	Tire size / PR	Tread pattern					Inflation pressure					
		 F2	 TRS 2	 TRS 2+	 F *Nordman F	 TRS *Nordman TRS	Front		Rear		Max inflation and track pressure	
							kPa	psi	kPa	psi	kPa	psi
	710/45-26.5/24	Front	Front				600	87	400	58	600	87
	600/65-34/24			Rear					400	58	400	58
	710/55-34/24			Rear					400	58	400	58
1165	710/45-26.5/20	Front, Rear	Front, Rear		Front, Rear	Front, Rear	550	80	400	58	550	80
8 wheels	710/45-26.5/24	Front, Rear	Front, Rear		Front, Rear	Front, Rear	600	87	400	58	600	87
1185	750/55-26.5/20				Front, Rear	Front, Rear	550	80	450	65	550	80
8 wheels	750/55-26.5/24	Front, Rear	Front, Rear				600	87	450	65	600	87
	710/55-28.5/24	Front, Rear	Front, Rear				600	87	450	65	600	87
	780/50-28.5/24	Front, Rear	Front, Rear				600	87	450	65	600	87

TIGERCAT FORWARDERS

Machine	Tire size / PR	Tread pattern				Inflation pressure					
		 F2	 TRS 2	 F *Nordman F	 TRS *Nordman TRS	Front		Rear		Max inflation and track pressure	
						kPa	psi	kPa	psi	kPa	psi
1055C	600/50-26.5/20	Front, Rear	Front, Rear	Front, Rear	Front, Rear	550	80	550	80	550	80
8 wheels	710/45-26.5/20	Front, Rear	Front, Rear	Front, Rear	Front, Rear	550	80	550	80	550	80
	710/45-26.5/24	Front, Rear				600	87	600	87	600	87
	800/40-26.5/20	Front, Rear	Front, Rear	Front, Rear		550	80	550	80	550	80

Machine	Tire size / PR	Tread pattern				Inflation pressure					
		 F2	 TRS 2	 F *Nordman F	 TRS *Nordman TRS	Front		Rear		Max inflation and track pressure	
						kPa	psi	kPa	psi	kPa	psi
1075C	750/55-26.5/20			Front, Rear	Front, Rear	600	87	600	87	600	87
8 wheels	750/55-26.5/24	Front, Rear	Front, Rear			600	87	600	87	600	87
	780/50-28.5/24	Front, Rear	Front, Rear			600	87	600	87	600	87
1085C	750/55-26.5/24	Front, Rear	Front, Rear			600	87	600	87	600	87
8 wheels	780/50-28.5/24	Front, Rear	Front, Rear			600	87	600	87	600	87

ECOLOG HARVESTERS

Machine	Tire size / PR	Tread pattern			Inflation pressure					
		 F2	 TRS 2	 TRS 2+	Front		Rear		Max inflation and track pressure	
					kPa	psi	kPa	psi	kPa	psi
1058H5	600/55-22.5/20	Front, Rear	Front, Rear		400	58	350	51	550	80
8 wheels	710/45-22.5/20	Front, Rear	Front, Rear		400	58	350	51	550	80
550F	600/65-34/24			Front, Rear	300	44	300	44	400	58
4 wheels	710/55-34/24			Front, Rear	300	44	300	44	400	58
550 T-PRO	600/55-26.5/20	Front	Front		400	58			550	80
6 wheels	710/45-26.5/20	Front	Front		400	58			550	80
	600/65-34/20			Rear			350	51	400	58
	710/55-34/20			Rear			350	51	400	58
560F	600/55-26.5/20	Front	Front		450	65			550	80
6 wheels	710/45-26.5/20	Front	Front		450	65			550	80
	600/65-34/20			Rear			350	51	400	58
	710/55-34/20			Rear			350	51	400	58
580F	600/55-26.5/20	Front	Front		500	73			550	80
6 wheels	710/45-26.5/20	Front	Front		500	73			550	80
	600/65-34/24			Rear			350		400	58
	710/55-34/24			Rear			350		400	58
590F	710/55-26.5/24	Front	Front						600	87
6 wheels	710/55-28.5/24	Front	Front						600	87
	710/55-34/24			Rear					400	58

Machine	Tire size / PR	Tread pattern			Inflation pressure					
		 F2	 TRS 2	 TRS 2+	Front		Rear		Max inflation and track pressure	
					kPa	psi	kPa	psi	kPa	psi
	710/70-34/24			Rear					400	58
688F	600/55-26.5/20	Front, Rear	Front, Rear						550	80
8 wheels	710/45-26.5/20	Front, Rear	Front, Rear						550	80
	800/40-26.5/20	Front, Rear	Front, Rear						550	80

ECOLOG FORWARDERS

Machine	Tire size / PR	Tread pattern		Inflation pressure					
		 F2	 TRS 2	Front		Rear		Max inflation and track pressure	
				kPa	psi	kPa	psi	kPa	psi
750F	600/55-22.5/20	Front, Rear	Front, Rear	350	51	500	73	550	80
8 wheels	710/45-22.5/20	Front, Rear	Front, Rear	350	51	500	73	550	80
1050F	600/55-22.5/20	Front, Rear	Front, Rear	350	51	500	73	550	80
8 wheels	710/45-22.5/20	Front, Rear	Front, Rear	350	51	500	73	550	80
1250F	600/55-26.5/20	Front, Rear	Front, Rear	400	58	550	80	550	80
8 wheels	710/45-26.5/20	Front, Rear	Front, Rear	400	58	500	73	550	80
	710/45-26.5/24	Front, Rear	Front, Rear	400	58	500	73	600	87
	800/40-26.5/20	Front, Rear	Front, Rear	400	58	500	73	550	80
574F	600/55-26.5/20	Front, Rear	Front, Rear	400	58	550	80	550	80
8 wheels	710/45-26.5/20	Front, Rear	Front, Rear	400	58	550	80	550	80

Machine	Tire size / PR	Tread pattern		Inflation pressure					
				Front		Rear		Max inflation and track pressure	
		 F2	 TRS 2	kPa	psi	kPa	psi	kPa	psi
	710/45-26.5/24	Front, Rear	Front, Rear	400	58	550	80	600	87
	800/40-26.5/20	Front, Rear	Front, Rear	400	58	550	80	550	80
584F	710/45-26.5/20	Front, Rear	Front, Rear	400	58	550	80	550	80
8 wheels	710/45-26.5/24	Front, Rear	Front, Rear	400	58	600	87	600	87
	800/40-26.5/20	Front, Rear	Front, Rear	400	58	550	80	550	80
594F	750/55-26.5/24	Front, Rear	Front, Rear	450	65	600	87	600	87
8 wheels	710/55-28.5/24	Front, Rear	Front, Rear	450	65	600	87	600	87
	780/55-28.5/24	Front, Rear	Front, Rear	450	65	600	87	600	87

GROUND CONTACT PRESSURE COMPARISON

GROUND PRESSURE COMPARISON BETWEEN DIFFERENT TIRE SIZES

Both the tire diameter and width have an important role in determining the size of tire contact area. In practice the tire diameter increase has greater effect on machine mobility than the width increase. Due to the variation in operating ground the absolute ground pressure values can be difficult to assess. However the information in this table is useful when comparing the relative performance of different tires.

CONTACT AREA AND GROUND PRESSURE AT DIFFERENT TYRE LOADS. SOFT SOIL.

Size		**600/50-22.5**		**710/40-22.5**		**710/40-24.5**		**500/60-26.5**		**600/55-26.5**		**650/60-26.5**		**650/65-26.5**		**710/45-26.5**	
		mm	**in**	**mm**	**in**	**mm**	**in**	**mm**	**in**	**mm**	**in**	**mm**	**in**	**mm**	**in**	**mm**	**in**
Diameter		1171	46,1	1171	46,1	1230	48,4	1273	50,1	1340	52,8	1485	58,5	1485	58,5	1340	52,8
Width		601	23,7	710	28,0	710	28,0	503	19,8	601	23,7	650	25,6	650	25,6	710	28,0
		cm^2	in^2	cm^2	in^2	cm^2	in^2	cm^2	in^2	cm^2	in^2	cm^2	in^2	cm^2	in^2	cm^2	in^2
Contact area *)		3520	545,56	4160	644,76	4370	677,31	3200	495,97	4030	624,61	4830	748,6	4830	748,6	4760	737,75
Load		**Ground pressure**		**Ground pressure**		**Ground pressure**		**Ground pressure**		**Ground pressure**		**Ground pressure**		**Ground pressure**		**Ground pressure**	
kg	**lb**	**kg/cm²**	**lb/in²**	**kg/cm²**	**lb/in²**	**kg/cm²**	**lb/in²**	**kg/cm²**	**lb/in²**	**kg/cm²**	**lb/in²**	**kg/cm²**	**lb/in²**	**kg/cm²**	**lb/in²**	**kg/cm²**	**lb/in²**
500	1100	0,14	2,02	0,12	1,71	0,11	1,62	0,16	2,22	0,12	1,76	0,10	1,47	0,10	1,47	0,11	1,49
1000	2205	0,28	4,04	0,24	3,42	0,23	3,26	0,31	4,45	0,25	3,53	0,21	2,95	0,21	2,95	0,21	2,99
1500	3305	0,43	6,06	0,36	5,13	0,34	4,88	0,47	6,66	0,37	5,29	0,31	4,41	0,31	4,41	0,32	4,48

2000	4410	0,57	8,08	0,48	6,84	0,46	6,51	0,63	8,89	0,50	7,06	0,41	5,89	0,41	5,89	0,42	5,98
2500	5510	0,71	10,10	0,60	8,55	0,57	8,14	0,78	11,11	0,62	8,82	0,52	7,36	0,52	7,36	0,53	7,47
3000	6615	0,85	12,13	0,72	10,26	0,69	9,77	0,94	13,34	0,74	10,59	0,62	8,84	0,62	8,84	0,63	8,97
3500	7715	0,99	14,14	0,84	11,97	0,80	11,39	1,09	15,56	0,87	12,35	0,72	10,31	0,72	10,31	0,74	10,46
4000	8820	1,14	16,17	0,96	13,68	0,92	13,02	1,25	17,78	0,99	14,12	0,83	11,78	0,83	11,78	0,84	11,96
4500	9920	1,28	18,18	1,08	15,39	1,03	14,65			1,12	15,88	0,93	13,25	0,93	13,25	0,95	13,45
5000	11025	1,42	20,21			1,14	16,28			1,24	17,65	1,04	14,73	1,04	14,73	1,05	14,94
5500	12125	1,56	22,22			1,26	17,90			1,36	19,41	1,14	16,20	1,14	16,20	1,16	16,44
6000	13230					1,37	19,53			1,49	21,18	1,24	17,67	1,24	17,67	1,26	17,93
6500	14330									1,61	22,94	1,35	19,14	1,35	19,14	1,37	19,42
7000	15430											1,45	20,61	1,45	20,61	1,47	20,91
7500	16535											1,55	22,09	1,55	22,09	1,58	22,41
8000	17635											1,66	23,56	1,66	23,56		
8500	18740													1,76	25,03		
9000	19840																
9500	20945																
10000	22045																

***) CONTACT AREA CALCULATED BY USING A FORMULA BY THE SWEDISH FORESTRY RESEARCH INSTITUTE (SKOGSARBETEN).**

CONTACT AREA AND GROUND PRESSURE AT DIFFERENT TYRE LOADS. SOFT SOIL.

		750/55-26.5		780/55-26.5		800/50R26.5		710/55-28.5		780/50-28.5		800/40-26.5		600/65-34		700/55-34		700/70-34	
		mm	in	mm	in	mm	in	mm	in	mm	in	mm	in	mm	in	mm	in	mm	in
Diameter		1485	58,5	1485	58,5	1485	58,5	1525	60,0	1525	60,0	1340	52,8	1644	64,7	1485	58,5	1844	72,6

Width		750	29,5	780	30,7	800	31,5	710	28,0	780	30,7	800	31,5	600	23,6	700	27,6	700	27,6
		cm^2	in^2	cm^2	in^2	cm^2	in^2	cm^2	in^2	cm^2	in^2	cm^2	in^2	cm^2	in^2	cm^2	in^2	cm^2	in^2
Contact area *)		5570	863,29	5790	897,39	5940	920,64	5410	838,5	5950	922,191	5360	830,75	4930	764,101	5200	805,948	6450	999,686
Load		Ground pressure		Ground pressure		Ground pressure		Ground pressure		Ground pressure		Ground pressure		Ground pressure		Ground pressure		Ground pressure	
kg	lb	kg/cm^2	lb/in^2	kg/cm^2	lb/in^2	kg/cm^2	lb/in^2	kg/cm^2	lb/in^2	kg/cm^2	lb/in^2	kg/cm^2	lb/in^2	kg/cm^2	lb/in^2	kg/cm^2	lb/in^2	kg/cm^2	lb/in^2
500	1100	0,09	1,27	0,09	1,23	0,08	1,19	0,09	1,31	0,08	1,19	0,09	1,32	0,10	1,44	0,10	1,36	0,08	1,10
1000	2205	0,18	2,55	0,17	2,46	0,17	2,40	0,18	2,63	0,17	2,39	0,19	2,65	0,20	2,89	0,19	2,74	0,16	2,21
1500	3305	0,27	3,83	0,26	3,68	0,25	3,59	0,28	3,94	0,25	3,58	0,28	3,98	0,30	4,33	0,29	4,10	0,23	3,31
2000	4410	0,36	5,11	0,35	4,91	0,34	4,79	0,37	5,26	0,34	4,78	0,37	5,31	0,41	5,77	0,38	5,47	0,31	4,41
2500	5510	0,45	6,38	0,43	6,14	0,42	5,98	0,46	6,57	0,42	5,97	0,47	6,63	0,51	7,21	0,48	6,84	0,39	5,51
3000	6615	0,54	7,66	0,52	7,37	0,51	7,19	0,55	7,89	0,50	7,17	0,56	7,96	0,61	8,66	0,58	8,21	0,47	6,62
3500	7715	0,63	8,94	0,60	8,60	0,59	8,38	0,65	9,20	0,59	8,37	0,65	9,29	0,71	10,10	0,67	9,57	0,54	7,72
4000	8820	0,72	10,22	0,69	9,83	0,67	9,58	0,74	10,52	0,67	9,56	0,75	10,62	0,81	11,54	0,77	10,94	0,62	8,82
4500	9920	0,81	11,49	0,78	11,05	0,76	10,78	0,83	11,83	0,76	10,76	0,84	11,94	0,91	12,98	0,87	12,31	0,70	9,92
5000	11025	0,90	12,77	0,86	12,29	0,84	11,98	0,92	13,15	0,84	11,96	0,93	13,27	1,01	14,43	0,96	13,68	0,78	11,03
5500	12125	0,99	14,05	0,95	13,51	0,93	13,17	1,02	14,46	0,92	13,15	1,03	14,60			1,06	15,04	0,85	12,13
6000	13230	1,08	15,33	1,04	14,74	1,01	14,37	1,11	15,78	1,01	14,35	1,12	15,93			1,15	16,42	0,93	13,23
6500	14330	1,17	16,60	1,12	15,97	1,09	15,57	1,20	17,09	1,09	15,54	1,21	17,25					1,01	14,33
7000	15430	1,26	17,87	1,21	17,19	1,18	16,76	1,29	18,40	1,18	16,73							1,09	15,43
7500	16535	1,35	19,15	1,30	18,43	1,26	17,96	1,39	19,72	1,26	17,93								
8000	17635	1,44	20,43	1,38	19,65	1,35	19,16	1,48	21,03	1,34	19,12								
8500	18740	1,53	21,71	1,47	20,88	1,43	20,36	1,57	22,35	1,43	20,32								
9000	19840	1,62	22,98	1,55	22,11	1,52	21,55	1,66	23,66	1,51	21,51								

9500	20945	1,71	24,26	1,64	23,34	1,60	22,75	1,76	24,98	1,60	22,71								
10000	22045	1,80	25,54	1,73	24,57	1,68	23,95	1,85	26,29	1,68	23,91								

***) CONTACT AREA CALCULATED BY USING A FORMULA BY THE SWEDISH FORESTRY RESEARCH INSTITUTE (SKOGSARBETEN).**

CONTACT AREA AND GROUND PRESSURE AT DIFFERENT TYRE LOADS. SOFT SOIL.

		23.1-26		28L-26		30.5L-32		620/75-26		500/70-28		540/70-30		600/70-38		650/75-38	
		mm	in	mm	in	mm	in	mm	in	mm	in	mm	in	mm	in	mm	in
Diameter		1632	64,3	1644	64,7	1857	73,1	1590	62,6	1405	55,3	1515	59,6	1820	71,7	1965	77,4
Width		587	23,1	714	28,1	775	30,5	625	24,6	503	19,8	540	21,3	611	24,1	650	25,6
		cm^2	in^2	cm^2	in^2	cm^2	in^2	cm^2	in^2	cm^2	in^2	cm^2	in^2	cm^2	in^2	cm^2	in^2
Contact area *)		4790	742,4	5870	909,79	7200	1115,9	4970	770,3	3530	547,11	4090	633,91	5560	861,74	6390	990,39
Load		**Ground pressure**		**Ground pressure**		**Ground pressure**		**Ground pressure**		**Ground pressure**		**Ground pressure**		**Ground pressure**		**Ground pressure**	
kg	**lb**	**kg/cm²**	**lb/in²**	**kg/cm²**	**lb/in²**	**kg/cm²**	**lb/in²**	**kg/cm²**	**lb/in²**	**kg/cm²**	**lb/in²**	**kg/cm²**	**lb/in²**	**kg/cm²**	**lb/in²**	**kg/cm²**	**lb/in²**
500	1100	0,10	1,48	0,09	1,21	0,07	0,99	0,10	1,43	0,14	2,01	0,12	1,74	0,09	1,28	0,08	1,11
1000	2205	0,21	2,97	0,17	2,42	0,14	1,98	0,20	2,86	0,28	4,03	0,24	3,48	0,18	2,56	0,16	2,23
1500	3305	0,31	4,45	0,26	3,63	0,21	2,96	0,30	4,29	0,42	6,04	0,37	5,21	0,27	3,84	0,23	3,34
2000	4410	0,42	5,94	0,34	4,85	0,28	3,95	0,40	5,73	0,57	8,06	0,49	6,96	0,36	5,12	0,31	4,45
2500	5510	0,52	7,42	0,43	6,06	0,35	4,94	0,50	7,15	0,71	10,07	0,61	8,69	0,45	6,39	0,39	5,56
3000	6615	0,63	8,91	0,51	7,27	0,42	5,93	0,60	8,59	0,85	12,09	0,73	10,44	0,54	7,68	0,47	6,68
3500	7715	0,73	10,39	0,60	8,48	0,49	6,91	0,70	10,02	0,99	14,10	0,86	12,17	0,63	8,95	0,55	7,79
4000	8820	0,84	11,88	0,68	9,69	0,56	7,90	0,80	11,45	1,13	16,12	0,98	13,91	0,72	10,24	0,63	8,91
4500	9920	0,94	13,36	0,77	10,90	0,63	8,89	0,91	12,88			1,10	15,65	0,81	11,51	0,70	10,02

5000	11025	1,04	14,85	0,85	12,12	0,69	9,88	1,01	14,31					0,90	12,79	0,78	11,13
5500	12125	1,15	16,33	0,94	13,33	0,76	10,87	1,11	15,74					0,99	14,07	0,86	12,24
6000	13230	1,25	17,82	1,02	14,54	0,83	11,86							1,08	15,35	0,94	13,36
6500	14330					0,90	12,84							1,17	16,63	1,02	14,47
7000	15430					0,97	13,83									1,10	15,58
7500	16535					1,04	14,82										
8000	17635					1,11	15,80										
8500	18740																
9000	19840																
9500	20945																

***) CONTACT AREA CALCULATED BY USING A FORMULA BY THE SWEDISH FORESTRY RESEARCH INSTITUTE (SKOGSARBETEN).**

CONTACT AREA AND GROUND PRESSURE AT DIFFERENT TYRE LOADS. SOFT SOIL.

		16.9-28		16.9-30		16.9-34		18.4-34		18.4-38		20.8-38	
		mm	in	mm	in	mm	in	mm	in	mm	in	mm	in
Diameter		1435	56,5	1485	58,5	1585	62,4	1650	65,0	1750	68,9	1840	72,4
Width		429	16,9	429	16,9	429	16,9	467	18,4	467	18,4	528	20,8
		cm^2	in^2	cm^2	in^2	cm^2	in^2	cm^2	in^2	cm^2	in^2	cm^2	in^2
Contact area *)		3080	477,37	3190	494,42	3400	526,97	3850	596,71	4090	633,909	4860	753,25
Load		**Ground pressure**		**Ground pressure**		**Ground pressure**		**Ground pressure**		**Ground pressure**		**Ground pressure**	
kg	**lb**	**kg/cm²**	**lb/in²**	**kg/cm²**	**lb/in²**	**kg/cm²**	**lb/in²**	**kg/cm²**	**lb/in²**	**kg/cm²**	**lb/in²**	**kg/cm²**	**lb/in²**
500	1100	0,16	2,30	0,16	2,22	0,15	2,09	0,13	1,84	0,12	1,74	0,10	1,46
1000	2205	0,32	4,62	0,31	4,46	0,29	4,18	0,26	3,70	0,24	3,48	0,21	2,93

1500	3305	0,49	6,92	0,47	6,68	0,44	6,27	0,39	5,54	0,37	5,21	0,31	4,39
2000	4410	0,65	9,24	0,63	8,92	0,59	8,37	0,52	7,39	0,49	6,96	0,41	5,85
2500	5510	0,81	11,54	0,78	11,14	0,74	10,46	0,65	9,23	0,61	8,69	0,51	7,31
3000	6615	0,97	13,86	0,94	13,38	0,88	12,55	0,78	11,09	0,73	10,44	0,62	8,78
3500	7715	1,14	16,16	1,10	15,60	1,03	14,64	0,91	12,93	0,86	12,17	0,72	10,24
4000	8820					1,18	16,74	1,04	14,78	0,98	13,91	0,82	11,71
4500	9920							1,17	16,62	1,10	15,65	0,93	13,17
5000	11025											1,03	14,64
5500	12125											1,13	16,10
6000	13230												
6500	14330												
7000	15430												
7500	16535												
8000	17635												
8500	18740												
9000	19840												
9500	20945												

***) CONTACT AREA CALCULATED BY USING A FORMULA BY THE SWEDISH FORESTRY RESEARCH INSTITUTE (SKOGSARBETEN).**

CONTACT AREAS ON A HARD DRIVING SURFACE

TRI patterns have a significantly larger net contact area compared with traditional tractor drive tires. This results in significant improvement in friction rate, grip, and wear rate.

GROUND CONTACT AREA RATIOS

NORMAL TRACTOR DRIVE TIRE



20-25 % net contact area

NORMAL SECTION TRI



42 % net contact area

80 SERIES TRI 2



39% net contact area

80 SERIES HAKKAPELIITTA TRI



45 % net contact area

CONTACT AREA ON HARD SURFACE

The deflection takes place only on the tire and not at all on the ground. The values in the table are valid at the nominal load and air pressure conditions.

CONTACT AREA ON SOFT SOIL

The deflection takes place mainly on the ground: the tire sinks 15% of its diameter into ground, but the deflection will recover to half of the original value. It is impossible to compare actual measurements in different places, but comparison between different tire sizes is possible with the help of the table below. Compared to the corresponding standard dimension TRI 2 tire commonly gives an appr. 5–10% larger contact area.

65 series tires will give an approximately 20–30% larger area compared to corresponding sizes with a normal section.

NOKIAN TYRES TRI 2

Size	Contact area			
	Hard surface		Soft surface	
	cm²	in²	cm²	in²
85-series				
320/85R28	806	125	1 994	309
80-series				
250/80R16	376	58	1 091	169
340/80R18	711	110	1 717	266
360/80R20	810	126	1 950	302
300/80R24	674	104	1 608	249
340/80R24	755	117	1 980	307
360/80R24	458	131	2 115	328
400/80R24	1 035	160	2 525	391
440/80R24	1 200	186	2 895	449
360/80R28	947	147	2 324	360
400/80R28	1 065	165	2 730	423
440/80R28	1 270	197	3 120	484
440/80R30	1 290	200	3 230	501
480/80R30	1 515	235	3 665	568
440/80R34	1 375	213	3 445	535
480/80R34	1 590	246	3 910	606
480/80R38	1 645	255	4 150	643
540/80R38	2 030	315	5 030	780
620/80R42	2 743	425	6 434	997
75-series				
270/75R15	371	58	1 086	168
250/75R16	323	50	1 009	156
70-series				
360/70R20	735	114	1 835	284
500/70R24	1 523	236	3 608	559
65-series				
420/65R24	960	149	2 415	374
460/65R24	1 178	183	2 742	425
540/65R24	1 523	236	3 608	559
480/65R28	1 352	210	3 086	478
540/65R28	1 639	254	3 740	580
540/65R30	1 698	263	3 867	599
600/65R38	2 239	347	4 976	771
650/65R38	2 524	391	5 657	877
650/65R42	2 666	413	5 953	923

NOKIAN TYRES TRI

Size	Contact area			
	Hard surface		Soft surface	
	cm²	in²	cm²	in²
11.2R24	530	82	1 530	237
16.9R24	1 130	175	2 810	436
16.9R30	1 180	183	3 130	485
18.4R30	1 440	223	3 570	533
65-series				
420/65R24	940	146	2 370	367
460/65R24	1 040	161	2 650	411
480/65R24	1 150	178	2 910	451
520/65R24	1 430	222	3 410	529
480/65R28	1 145	177	3 070	476
600/65R38	2 110	327	5 020	778
Bias Beltet				
18.4B30	1 440	223	3 575	544
580/65B30	1 870	290	4 440	688
580/65B34	1 990	308	4 730	733

STUDS AND CHAINS

STUDS

Nokian Tyres TRI 2, Nokian Tyres TRI, Nokian Tyres Hakkapeliitta Loader and Nokian Tyres Loader Grip patterns offer an excellent winter grip. To gain even more traction and grip in extreme wet icy conditions the tires can be studded. The following schematic pictures show the studding sequence.

STUD RECOMMENDATION

- Recommended types are truck, tractor or construction machine studs
- Maximum stud length is 25 mm / 1 in
- Minimum stud flange is 9 mm / 11/32 in

STUD DIMENSIONING EXAMPLES

Stud marking	Stud length		Flange diameter		Stud hole diameter		Stud protusion	
	mm	in	mm	in	mm	in	mm	in
9 - 15	15	19/32	9	11/32	4	5/32	2	3/32
11 - 15	15	19/32	11	14/32	5	6/32	2	3/32
11 - 17	17	21/32	11	14/32	5	6/32	2.5	3/32
12 - 17	17	21/32	12	15/32	5	6/32	2.5	3/32
12 - 20	20	25/32	12	15/32	5	6/32	3	4/32
12 - 24	24	30/32	12	15/32	6	8/32	3	4/32
16 - 19	19	24/32	16	20/32	7	9/32	2.5	3/32

NOKIAN TYRES HAKKAPELIITTA TRI



Stud places marked

NOKIAN TYRES TRI



NOKIAN TYRES TRI 2



NOKIAN TYRES TRI 65 SERIES



NOKIAN TYRES GROUND KING

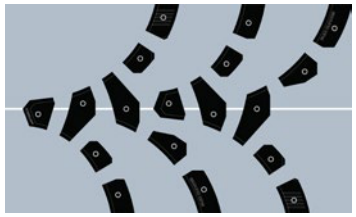

NOKIAN TYRES HAKKAPELIITTA LOADER

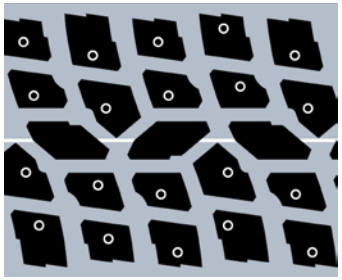

NOKIAN TYRES LOADER GRIP



NUMBER OF STUDS - NOKIAN TYRES TRI 2

Size	Pattern	Number of studs
85-series		
320/85R28	TRI 2	168
80-series		
250/80R16	TRI 2	144
340/80R18	TRI 2	144
360/80R20	TRI 2	144
300/80R24	TRI 2	168
340/80R24	TRI 2	168
360/80R24	TRI 2	168
400/80R24	TRI 2	168
440/80R24	TRI 2	168
360/80R28	TRI 2	168
400/80R28	TRI 2	168
440/80R28	TRI 2	168
440/80R30	TRI 2	168
480/80R30	TRI 2	168
440/80R34	TRI 2	192
480/80R34	TRI 2	192
480/80R38	TRI 2	192
540/80R38	TRI 2	192
620/80R42	TRI 2	192

Size	Pattern	Number of studs
75-series		
270/75R15	TRI 2	144
250/75R16	TRI 2	144
70-series		
360/70R20	TRI 2	144
500/70R24	TRI 2	168
600/70R34	TRI 2	192
710/70R42	TRI 2	192
65-series		
420/65R24	TRI 2	168
460/65R24	TRI 2	168
540/65R24	TRI 2	168
480/65R28	TRI 2	168
540/65R28	TRI 2	168
540/65R30	TRI 2	168
600/65R34	TRI 2	192
600/65R38	TRI 2	192
650/65R38	TRI 2	192
650/65R42	TRI 2	192

NUMBER OF STUDS - NOKIAN TYRES TRI

Size	Pattern	Number of studs
65-series		
460/65R24	TRI	176
480/65R24	TRI	184
Bias Beltet		
18.4B34	TRI	144
580/65B30	TRI	184
580/65B34	TRI	192

NUMBER OF STUDS - NOKIAN TYRES HAKKAPELIITTA TRI

Size	Number of studs	Max. stud flange diameter (mm)	Max. stud height (mm)
400/60R18	120	9	20
340/80R18	120	9	20
360/80R20	144	9	20
400/70R20	168	9	24
420/65R24	168	9	24
360/80R24	168	9	24
400/80R24	168	9	24
440/80R24	168	9	24
460/70R24	144	12	25
500/70R24	144	12	25
540/70R24	144	12	25
400/80R28	168	9	24
440/80R28	168	12	25
540/65R28	168	12	25
540/65R30	168	12	25
440/80R34	192	12	25
480/80R34	192	12	25
600/70R32	192	12	25
480/80R38	192	12	25
540/80R38	192	12	25
650/65R38	192	12	25
650/65R42	192	12	25

NUMBER OF STUDS - NOKIAN TYRES LOADER GRIP

Size	Number of studs
17.5R25	180
20.5R25	180
23.5R25	172

NUMBER OF STUDS - NOKIAN TYRES HAKKAPELIITTA LOADER

Size	Number of studs
14.00R24	168
17.5R25	168
20.5R25	168
23.5R25	168

CHAINS

It is recommended to use chains only for short periods at a time. Chains shorten the tire lifetime. Nokian Heavy Tyres limited warranty doesn't cover any damages made by accessories including the use of chains.

The use of chains comes into question when extreme conditions require additional grip. Then it is recommended to use chains only at low speeds and remove them when they are not needed anymore (i.e. road transit).

Before installing chains inspect them for sharp edges or welding burs.

Ensure that the chains are at the right tightness. Chains too loose can slip on the tire and cause excessive wear.

It is important to check that no chain rings are broken or that no individual rings have turned so that calks cut into the tire. Calks can cut into the tire also when chains are severely worn and over stretched.

MPT AGILE STUD RECOMMENDATIONS

1) NOKIAN TYRES MPT AGILE TIRES ARE PART OF THE TRUCK TIRE NORM. THEREFORE:

Recommended stud for truck tires has a length of 15 mm / 19/32 nds of an inch and flange diameter of 11 mm / 14/32 nds of inch.

Stud				Drilled stud hole			
Length		Flange diameter		Diameter		Depth	
mm	32 nds in	mm	32 nds in	mm	32 nds in	mm	32 nds in
15	19	11	14	5	6	13	16

2) STUD AMOUNT IN TIRES (EU / SINCE 1ST JULY 2009):

Maximum of 50 pcs of studs allowed for every 1 m / 39,4 inch of tire circumference.

WITH THE MPT AGILE PATTERN TYPE, THE AMOUNT OF STUDS:

365/80R20 MPT Agile	171 pcs max (evenly distributed 168 pcs)
14.00R20 MPT Agile	198 pcs max (evenly distributed 192 pcs)
14 00R20 MPT Agile 2	198 pcs max (evenly distributed 182 pcs)

TRUCK TIRE STUD (MAX. 5 G / 0.18 OZ)



STUD PLACES IN MPT TIRES



O = Normal stud places, 144 in total
X = Additional stud places, 72 pcs

Notice! Please check your local legislation on stud use.

MOUNTING TIRES ON FOUR WHEEL DRIVE TRACTORS

The mounting of tires on a four wheel drive tractor must be done with great care in order to produce the best driving results and maintain the tires' service life. Generally, the actual rolling circumference of a front tire should be 1–4 % higher than the rolling circumference calculated using the gear ratio. Excessive traction in the front tires can cause quick wear and reduce mileage, while insufficient traction in the front tires will make the tractor more difficult to steer. Check the manual of the tractor in question for detailed instructions on the calculation of rolling circumferences (gear ratio). When changing the tire size or type, always check the relationship between the rolling circumferences and make sure that the combination is within the limits given by the manufacturer.

EXAMPLES OF THE CALCULATION

The basis for the calculation is the gear ratio between the front and rear axle, with which the rolling circumference of the required front tire can be calculated.

EXAMPLE 1: CALCULATING THE ROLLING CIRCUMFERENCE OF FRONT TIRES

Tire size	Rolling circumference (from tire manufacturer)
16.9R28 TRI	4222 mm
20.8R38 TRI	5448 mm

Tractor gear ratio: 1.329. The target is 1–5% traction (lead) for front tires.

5448 mm (rear tire rolling circumference) / 1.329 (gear ratio) = 4099 mm (no traction)

1% traction:	1.01 x 4099 mm = 4140 mm
5% traction:	1.05 x 4099 mm = 4304 mm

The selected tire 16.9R28 TRI has a rolling circumference (4140 mm < 4222 mm < 4303 mm) which is within the limit given by the manufacturer. The front tire's traction is 4222 / 4099 = 1.030, i.e. 3.0%.

EXAMPLE 2: SWITCHING TO TRI 2 TIRES ON THE ABOVE MENTIONED MACHINE

Gear ratio: 1.329. The target is 1–5% traction for the front tire.

The control calculation must be verified. It must be noted as well that the TRI 2 and TRI tires have a different rolling circumference than a correspondent tire with a lug pattern.

Tire size	Rolling circumference (from tire manufacturer)
440/80R28 TRI 2	4266 mm
540/80R38 TRI 2	5529 mm

Verification:
5529 mm (rear tire rolling circumference) / 1.329 (gear ratio) = 4160 mm (traction 0%)

1% traction:	1.01 x 4160 mm = 4202 mm
5% traction:	1.05 x 4160 mm = 4368 mm

The selected tire 440/80R28 has a rolling circumference (4202 mm < 4266 mm < 4368 mm)

which is within the limit given by the manufacturer.

The front tire's traction is 4266 / 4160 = 1.025, i.e. 2.5%.

The methods above can be used to check the suitability of new tires when mounting them on a tractor with a known gear ratio. However, if this vital information is not available, you should contact the tractor's manufacturer or importer.

MINE TIRE MAINTENANCE

To utilise the full capacity of a mining tire, it is recommended to check the inflation pressure at least once a week. Keeping the pressure at a sufficient level prevents tire break-up caused by high heat generation. Pressure maintenance reduces cuts and cracks on tire sidewalls by keeping the tire contour in design width.

It is also recommended to keep a tire check diary. This makes it easier to determine the interval and the need for maintenance. A diary helps maintenance when machines are operated in several shifts and by different operators. Regular check-ups help in starting repair procedures early enough to save in tire costs.

When checking the inflation pressure, please observe also the tire temperature. A rise of 10 degrees centigrade / 50 Fahrenheit will increase the inflation pressure approximately 0,35 bar / 5,1 psi at 10 bar pressure level. Use only reliable and calibrated pressure gauges. A regular gauge re-calibration should also be performed.

A cut on a tire sidewall, caused in example by sharp stones, should always be repaired before it proceeds to let moisture reach into the tire reinforcing cords.

Narrow mine tunnels often wear tread more from the outer side of a tire. It is recommended to swap tires from one side to the other to gain more tire hours.

The Nokian Tyres Mine L-5S features a tread wear indicator. Besides this it is also recommended to mark the actual tread wear (mm / in) into the tire check diary.

In handling a TL (tubeless) tire make sure that the rim is not damaged. Even a small abrasion on a tire by a damaged or a faulty rim can lead to excessive air leak. A defective rim is always a serious safety hazard. With a TL tire always use a tubeless rim.

> **Notice!** Regular inflation pressure maintenance ensures long service life.

HAKKAPELIITTA LOADER INFLATION PRESSURE RECOMMENDATIONS FOR DIFFERENT WHEEL LOADERS

SIZE: 17.5R25

Manufacturer	Model	Empty vehicle weight		Tipping load static		Inflation pressure Front axle		Inflation pressure Rear axle	
		kg	lb	kg	lb	kPa	psi	kPa	psi
CAT	IT14G*	8 450	18 629	4 500	9 921	375	54	225	33
CAT	914K*	8 181	18 036	5 578	12 297	375	54	225	33
CAT	924H	11 730	25 860	8 740	19 268	450	65	300	44
JCB	411 & 413S	8 830	19 467	6 610	14 573	375	54	225	33
JCB	417S ZX	9 510	20 966	7 250	15 984	400	58	225	33
JCB	418S ZX	9 600	21 164	7 240	15 962	400	58	250	36
Liebherr	L524	11 100	24 471	8 500	18 739	475	69	300	44
Liebherr	L528	11 500	25 353	9 560	21 076	500	73	325	47
Ljungby	L9	10 500	23 146	6 500	14 330	450	65	300	44
Volvo	L60H	12 400	27 337	6 570	14 484	500	73	300	44

ASSUMPTIONS: Normal bucket. Max speed with full bucket 12.5 mph / *20 mph. Max speed with empty vehicle 25 mph.

ASSUMPTIONS: Normal bucket. Max speed with full bucket 20 km/h / *30 km/h. Max speed with empty vehicle 40 km/h

SIZE: 20.5R25

Manufacturer	Model	Empty vehicle weight		Tipping load static		Inflation pressure Front axle		Inflation pressure Rear axle	
		kg	lb	kg	lb	kPa	psi	kPa	psi
CAT	930K	14 400	31 747	10 100	22 267	400	58	275	40
CAT	938K	16 350	36 046	12 200	26 896	475	69	300	44
Komatsu	270-7	13 100	28 881	10 100	22 267	350	51	225	33
Komatsu	320-7	16 000	35 274	11 560	25 485	450	65	300	44
Liebherr	L538	13 400	29 542	10 700	23 590	375	54	250	36
Liebherr	L542	14 000	30 865	11 600	25 574	400	58	275	40
Volvo	L70H	14 480	31 923	9 860	21 738	400	58	275	40
Volvo	L90H	15 990	35 252	11 470	25 287	450	65	300	44

ASSUMPTIONS: Normal bucket. Max speed with full bucket 12.5 mph. Max speed with empty vehicle 25 mph.

ASSUMPTIONS: Normal bucket. Max speed with full bucket 20 km/h. Max speed with empty vehicle 40 km/h

SIZE: 23.5R25

Manufacturer	Model	Empty vehicle weight		Tipping load static		Inflation pressure Front axle		Inflation pressure Rear axle	
		kg	lb	kg	lb	kPa	psi	kPa	psi
CAT	950K	20 131	44 381	13 719	30 245	450	65	300	44
CAT	962M	20 226	44 591	13 358	29 449	450	65	300	44
Komatsu	WA380-6	17 583	38 764	14 563	32 106	375	54	200	29
Komatsu	WA430-6	18 533	40 858	14 963	32 998	400	58	225	33
Liebherr	L550	16 590	36 575	13 204	29 110	350	51	225	33
Ljungby	L18, Tier IIIB engine	19 000	41 888	13 900	30 644	425	62	275	40
Volvo	L110G	18 405	40 576	14 401	31 749	375	54	225	33
Volvo	L120F	20 010	44 116	14 540	32 055	450	65	300	44

ASSUMPTIONS: Normal bucket. Max speed with full bucket 12.5 mph / *20 mph. Max speed with empty vehicle 25 mph.

ASSUMPTIONS: Normal bucket. Max speed with full bucket 20 km/h / *30 km/h. Max speed with empty vehicle 40 km/h

STUDS

Nokian Tyres Hakkapeliitta Loader pattern offers an excellent winter grip. To gain even more traction and grip in extreme wet icy conditions the tires can be studded. The following schematic picture shows the studding sequence

STUD RECOMMENDATION

- Recommended types are truck, tractor or construction machine studs
- Maximum stud lenght is 25 mm / 1 in
- Minimum stud flange is 9 mm / 11/32 in

NUMBER OF STUDS

Size	Number of studs
14.00R24	168
17.5R25	168
20.5R25	168
23.5R25	168

NOKIAN TYRES HAKKAPELIITTA LOADER

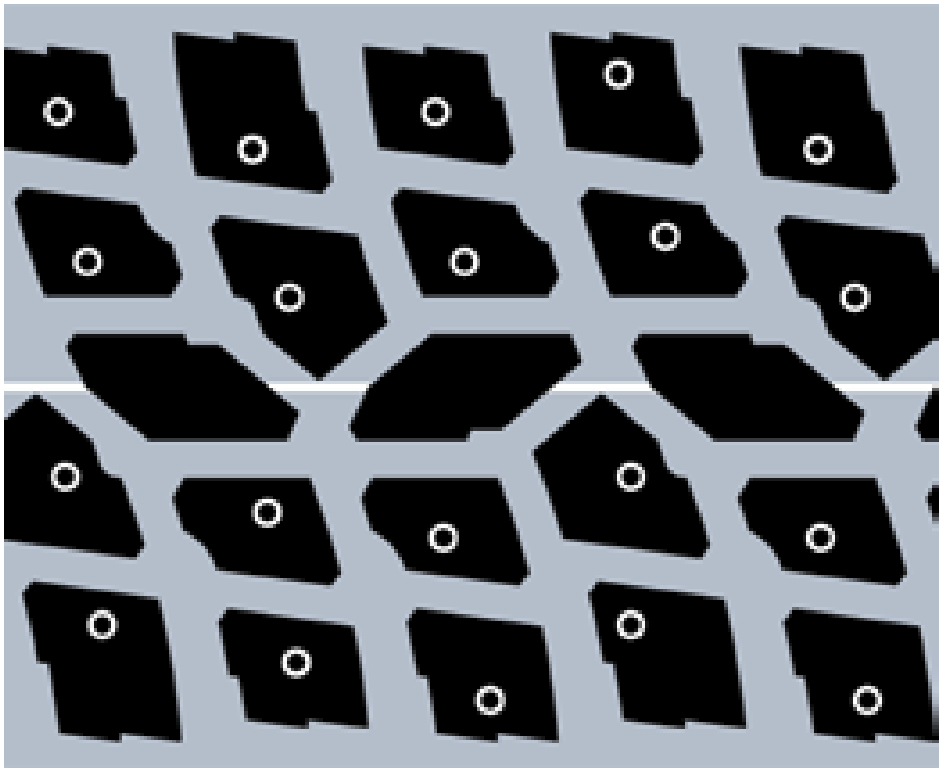

Stud places marked.

GROUND KARE AND EXCAVATOR MOUNTING RECOMMENDATIONS

Nokian Tyres 24PR Excavator and Nokian Tyres Ground Kare tires are developed for high load capacities with a maximum inflation pressure of 600 kPa. Nokian Tyres 20PR Excavator tires are developed for high load capacities with a maximum inflation pressure of 450 kPa.

Please note that the wheel's load capacity must meet the machine requirements. The tire mounted on the wheel must have a high enough load capacity as well. Also make sure that the wheel's maximum inflation pressure capability meets the allowed maximum pressure of the tire.

As stated by the ETRTO, consult the rim and wheel manufacturers for load capacity compatibility ("Standards Manual 2019", p. R.4 "General Notes. Strength.")

The rim's horn (or flange) shall have a shape that does not damage a tire during mounting. Such rims have: a round/tube shape horn or a well bent down/long horn. For the rim's horn suitability, please consult the tire manufacturer.

The rim's contour has to meet ETRTO requirements ("15° Drop-Centre Rims Width Codes AG Contour. Basic Contour" p. R.36, ETRTO 2019). Additionally the diagonal mounting distance has to meet the requirements set by the ETRTO (Engineering Design Information 2019 p. RM.2 "Contour changes of drop-center rims"). For the rim's contour suitability, please contact the tire manufacturer.

Mounting Nokian Tyres Excavator and Nokian Tyres Ground Kare tires always requires a two clamp mounting method by Nokian Tyres. For the bigger clamp, please always use HTTMC00001 clamp developed by Nokian Tyres.

RECOMMENDED SHAPE:

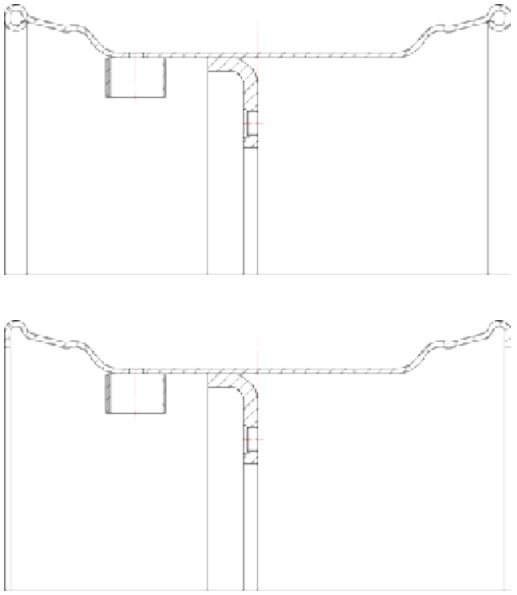

NON-RECOMMENDED SHAPE:

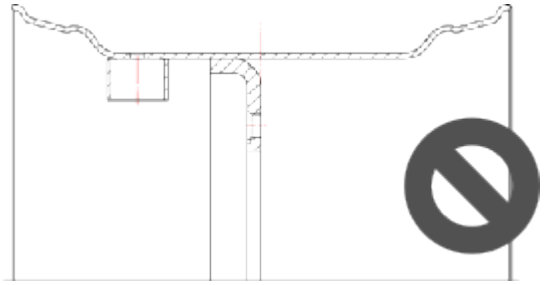



NOKIAN TYRES INTUITU™ SMART TIRES

Digital tires are the key to more efficient, safer and more sustainable working. With Nokian Tyres Intuitu™ smart tires and mobile app, you always know how your tires are doing – from one tire to the entire fleet.

nokian® TYRES

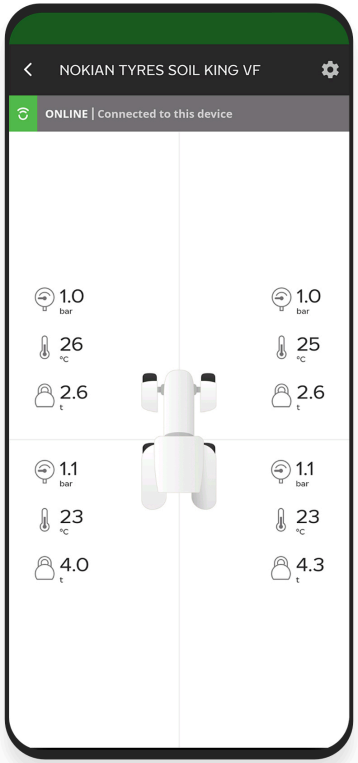



Designed and developed by Nokian Tyres, the Nokian Tyres Intuitu sensor measures tire pressure, temperature and load* directly from the inside surface of the tire. It sends measurements every minute via Bluetooth to the Nokian Tyres Intuitu mobile app.

When the app detects abnormal tire conditions, it alerts the user. With the power of the Intuitu cloud, all drivers and fleet managers can see the condition of all fleet tires remotely (internet connection required).

MORE SAVINGS

Smart tire pressure monitoring is important for grip and stability as well as fuel consumption and tire service life. With Nokian Tyres Intuitu, you can be sure you'll get the most out of your tire investment.

MORE SAFETY

High tire temperatures are linked to tire damage and are a safety risk. Nokian Tyres Intuitu tire monitoring system alerts you on time, making your entire operation more informed, safer and sustainable.

MORE WARRANTY

By registering your tires on Nokian Tyres Intuitu, you will get a one-year extension to normal tire warranty and a direct communication channel with Nokian Tyres.

TECHNICAL SPECIFICATION

Operating temperature range	-40 to 80°C (+/- 2 °C) (-40 °C to -20 °C with limited functionality and performance)
Pressure measurement range	0–9 bar (+/- 0.04 bar)
Load measurement*	+/- 5 % accuracy 6-30 km/h
Connection to mobile phone	Bluetooth low energy
Sensor battery life	10 000 active hours typical usage. Non-replaceable battery
Phone operating systems	Android 8 onwards | iOS 11 onwards
Alarms	Low pressure, high temperature, high speed

** Intuitu 2.0 only*

> **Notice!** Do not use with liquids or innertubes in the tire. For more detailed information and FAQs, please go to **www.nokiantyres.com/intuitu**

Nokian Tyres Intuitu available with: *Nokian Tyres Float King VF, Nokian Tyres Ground King, Nokian Tyres Tractor King, Nokian Tyres TRI 2, Nokian Tyres Hakkapeliitta TRI, Nokian Tyres Country King, Nokian Tyres CT, Nokian Tyres Excavator, Nokian Tyres Ground Kare*

Nokian Tyres Intuitu 2.0 available with: *Nokian*

Tyres Soil King VF

REGROOVING OF NOKIAN TYRES TRUCK & BUS TIRES

INTRODUCTION

Tire regrooving extends the life cycle of Nokian Tyres steel radial tires for buses and trucks. Tire regrooving can be done on new tires by cutting into the tread as instructed by Nokian Tyres.

To ensure safety and minimize tire damages, the following should be taken into account:

- Only professional operators should perform the regrooving process.
- Only competent tools suitable for the process should be used with electrically heated blades.
- The blades in the cutter heads need to be set to the correct, specified depth.
- The blade setting depth for each individual tire must be determined by referring to the information charts presented in this technical manual in order to prevent the appearance of plies at the bottom of the tread and damage to the tire structure.
- The heating of the blade begins automatically when the blade pierces the rubber.
- The cutter must be held in a way that the underside of the cutting head is flat against the tread surface when regrooving.
- During the regrooving process, a minimum depth of leftover under-tread rubber is required to avoid injuries of the top steel belt, stone-chips as well as groove cracking that can cause rib tears.

GUIDELINES

1. **Before regrooving, tires must be demounted from the wheel completely**
2. **Inspections the tires must include following steps:**
   - Before regrooving, possible damages on any part of the tire must be checked carefully.
   - When selecting a tire for regrooving, special attention needs to be paid to the tire condition when the tread area is in any way damaged. This includes for example chipping, tearing and cutting due to abnormal operating conditions.
   - Stones and other foreign objects, such as nails and other sharp objects, that may have embedded into the tire grooves must be removed. If needed, the possible damages from the foreign objects must be repaired before starting the regrooving process.
   - When a tire is abnormally or intensely worn, regrooving the worn parts of the tire may still be possible if an adequate amount of the original groove is visible before regrooving.
3. **The minimum remaining tread depth of the tire should be between 3–4 mm before regrooving.**
   - To find the minimum remaining depth, the tread depth must be measured carefully at 4 different places around the tire circumference.
   - The cutter blade needs to be set for the recommendations as shown in the information charts of this technical manual.
4. **The regrooved tire should be free from all defects and injuries.**
   - To ensure complete safety, it is extremely important to confirm that the belts under the regrooved tread are not exposed in any parts.

EXAMPLE:

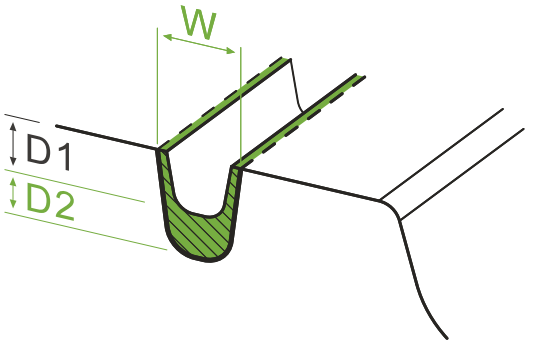

Minimum remaining tread depth = 3 mm (D1)

Recommended regrooving depth = 3 mm (D2)

Depth to which cutter blade is set = 6 mm (D1+D2)

Recommended regrooving width = W

REGROOVING RECOMMENDATIONS

THE MAXIMUM RECOMMENDED DEPTH IS THE INCREASING DEPTH.





NOKIAN TYRES HAKKAPELIITTA TRUCK E2

Tire size	Regrooving depth	Width of regrooving	Blade
275/70R22.5	2.5 mm	7-8 mm	R3
295/80R22.5	3.0 mm	7-8 mm	R3
315/70R22.5	2.5 mm	7-8 mm	R3
315/80R22.5	3.0 mm	7-8 mm	R3





NOKIAN TYRES HAKKA TRUCK DRIVE

Tire size	Regrooving depth	Width of regrooving	Blade
295/60R22.5	2.5 mm	7-8 mm	R3
315/60R22.5	2.5 mm	7-8 mm	R3
295/80R22.5	3.0 mm	7-8 mm	R3
315/70R22.5	3.0 mm	7-8 mm	R3
315/80R22.5	3.0 mm	7-8 mm	R3





NOKIAN TYRES HAKKAPELIITTA TRUCK F2

Tire size	Regrooving depth	Width of regrooving	Blade
295/80R22.5	3.0 mm	8-9 mm	R3
315/70R22.5	3.0 mm	8-9 mm	R3
315/80R22.5	3.0 mm	8-9 mm	R3
385/55R22.5	3.0 mm	8-9 mm	R3
385/65R22.5	3.0 mm	8-9 mm	R3





NOKIAN TYRES HAKKA TRUCK COACH

Tire size	Regrooving depth	Width of regrooving	Blade
295/80R22.5	2.5 mm	6-7 mm	R3
315/80R22.5	2.5 mm	6-7 mm	R3





NOKIAN TYRES HAKKAPELIITTA TRUCK D

Tire size	Regrooving depth	Width of regrooving	Blade
275/70R22.5	2.5 mm	7-8 mm	R3
295/80R22.5	3.0 mm	7-8 mm	R3
315/70R22.5	2.5 mm	7-8 mm	R3
315/80R22.5	3.0 mm	7-8 mm	R3





NOKIAN TYRES HAKKAPELIITTA CITY BUS

Tire size	Regrooving depth	Width of regrooving	Blade
275/70R22.5	3.0 mm	6-7 mm	R3
295/80R22.5	2.5 mm	6-7 mm	R3





NOKIAN TYRES HAKKA TRUCK STEER

Tire size	Regrooving depth	Width of regrooving	Blade
315/60R22.5	3.0 mm	8-9 mm	R3
295/80R22.5	3.0 mm	8-9 mm	R3
315/70R22.5	3.0 mm	8-9 mm	R3
315/80R22.5	3.0 mm	8-9 mm	R3
385/55R22.5	3.0 mm	8-9 mm	R3
385/65R22.5	3.0 mm	8-9 mm	R3





NOKIAN TYRES HAKKA TRUCK TRAILER

Tire size	Regrooving depth	Width of regrooving	Blade
265/70R19.5	2.5 mm	7-8 mm	R3
275/70R22.5	3.0 mm	8-9 mm	R3
385/65R22.5	2.5 mm	8-9 mm	R3
385/55R22.5	2.0 mm	-9mm	R3





NOKIAN TYRES E-TRUCK TRAILER

Tire size	Regrooving depth	Width of regrooving	Blade
215/75R17.5	2.0 mm	6-7 mm	R3
235/75R17.5	2.0 mm	6-7 mm	R3
245/70R17.5	2.0 mm	6-7 mm	R3
265/70R19.5	2.5 mm	7-9 mm	R3
385/55R22.5	2.5 mm	7-9 mm	R3
385/65R22.5	2.5 mm	7-9 mm	R3





NOKIAN TYRES R-TRUCK TRAILER

Tire size	Regrooving depth	Width of regrooving	Blade
265/70R19.5	3.0 mm	7-8 mm	R3
285/70R19.5	3.0 mm	8-10 mm	R4
275/70R22.5	3.0 mm	8-10 mm	R4
385/65R22.5	3.0 mm	8-10 mm	R4





NOKIAN TYRES E-TRUCK STEER

Tire size	Regrooving depth	Width of regrooving	Blade
215/75R17.5	1.5 mm	6-7 mm	R3
235/75R17.5	1.5 mm	6-7 mm	R3
265/70R19.5	1.5 mm	7-8 mm	R3
285/70R19.5	1.5 mm	7-8 mm	R3
295/80R22.5	2.0 mm	8-9 mm	R3
315/70R22.5	2.0 mm	8-9 mm	R3
315/80R22.5	2.5 mm	8-9 mm	R3
385/65R22.5	2.0 mm	8-9 mm	R3
385/55R22.5	2.0 mm	8-9 mm	R3





NOKIAN TYRES R-TRUCK STEER

Tire size	Regrooving depth	Width of regrooving	Blade
315/80R22.5	3.0 mm	8-10 mm	R4
385/65R22.5	3.0 mm	8-10 mm	R4





NOKIAN TYRES HAKKA TRUCK 844/ 844PLUS

Tire size	Regrooving depth	Width of regrooving	Blade
265/70R19.5	2.5 mm	7-8 mm	R3
275/70R22.5	3.0 mm	8-9 mm	R3
385/55R22.5	3.0 mm	8-9 mm	R3





NOKIAN TYRES E-TRUCK DRIVE

Tire size	Regrooving depth	Width of regrooving	Blade
215/75R17.5	1.5 mm	6-7 mm	R3
235/75R17.5	1.5 mm	6-7 mm	R3
265/70R19.5	1.5 mm	6-7 mm	R3
285/70R19.5	1.5 mm	6-7 mm	R3
295/80R22.5	2.5 mm	7-8 mm	R3
315/70R22.5	2.5 mm	7-8 mm	R3
315/80R22.5	2.5 mm	7-8 mm	R3





NOKIAN TYRES R-TRUCK DRIVE

Tire size	Regrooving depth	Width of regrooving	Blade
315/80R22.5	3.0 mm	8-10 mm	R4

STUDDING OF NOKIAN TYRES HAKKAPELIITTA TRUCK BRANDED TIRES

Most of the Nokian Tyres Hakkapeliitta Truck branded tires have pre-marked stud places where the studs can be installed following the below instructions.

- Recommended stud for truck tires has a length of 15 mm and flange diameter of 11 mm. Recommended drilling diameter is 5 mm and drilling depth is 13 mm.
- It should be noted that there are national regulations about the maximum stud weight, which must be followed. For example, in Finland, the maximum stud weight for heavy vehicles (over 3,5 ton) is 5 g.

STUDDING PLAN BY TREAD DESIGN AND TIRE SIZE



HAKKAPELIITTA TRUCK F2

Tire size	Number of studs
295/80R22.5	158
315/70R22.5	152
315/80R22.5	160
385/55R22.5	136
385/65R22.5	142

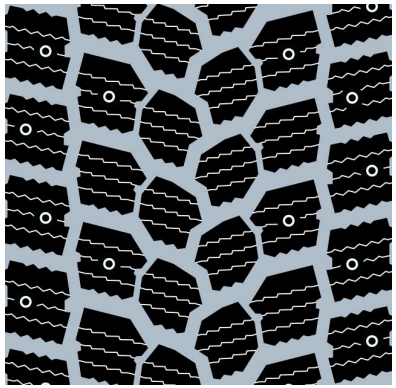

HAKKAPELIITTA TRUCK E2

Tire size	Number of studs
275/70R22.5	150
295/80R22.5	168
315/70R22.5	162
315/80R22.5	174



HAKKAPELIITTA TRUCK D

Tire size	Number of studs
275/70R22.5	146



HAKKAPELIITTA TRUCK T

Tire size	Number of studs
265/70R19.5	114

AREAS OF USE AND EU LABEL INFO

EU TIRE LABELS FOR EASY COMPARISON

From May 1st 2021, also truck and bus tires must carry the EU tire label. The labels show important tire properties such as grip, fuel efficiency and noise level at a glance, making it easy to choose a safer, more eco-friendly tire.

You can find the EU label information on each Nokian Tyres product page by clicking on “Show more” under the size information. **NOKIANTYRES.COM/HEAVY/EU-LABELS**

	Winter use	Long distance	Regional	Light & medium trucks	Timber transport	On/Off road	Long distance buses	City buses	3PMSF M+S markings
Steer									
Hakkapeliitta Truck F2	**	■			■	■	■	■	3PMSF, M+S
Hakka Truck Coach	**	■					■		3PMSF, M+S
Hakkapeliitta City Bus	**							■	3PMSF, M+S
Hakka Truck Steer	*	■					■	■	3PMSF, M+S
Hakka Truck 844PLUS	*		■					■	3PMSF, M+S
E-Truck Steer	*	■					■	■	3PMSF, M+S
E-Truck Steer 17.5"	*			■				■	3PMSF, M+S
E-Truck Steer 19.5"	*		■	■					3PMSF, M+S
R-Truck Steer	*				■	■			3PMSF, M+S
Drive									
Hakkapeliitta Truck D	**	■	■				■	■	3PMSF, M+S
Hakkapeliitta Truck E/E2	**	■	■		■	■	■	■	3PMSF, M+S
Hakka Truck Coach	**	■					■		3PMSF, M+S

	Winter use	Long distance	Regional	Light & medium trucks	Timber transport	On/Off road	Long distance buses	City buses	3PMSF M+S markings
Hakkapeliitta City Bus	**							■	3PMSF, M+S
Hakka Truck Drive	**	■	■				■	■	3PMSF, M+S
Hakkapeliitta Truck T	**		■						3PMSF, M+S
E-Truck Drive	*	■					■	■	3PMSF, M+S
E-Truck Drive 17.5"	*			■					3PMSF, M+S
E-Truck Drive 19.5"	*		■	■					3PMSF, M+S
R-Truck Drive	*				■	■			3PMSF, M+S
Trailer									
Hakkapeliitta Truck F2	**	■							3PMSF, M+S
Hakkapeliitta Truck T	**	■	■		■				3PMSF, M+S
Hakka Truck Trailer	**	■							3PMSF, M+S
Hakka Truck 844PLUS	*	■	■						3PMSF, M+S
Hakka Truck 844	*	■	■						3PMSF, M+S
E-Truck Trailer	*	■							3PMSF, M+S
R-Truck Trailer	*		■		■	■			3PMSF, M+S

** Excellent grip in severe winter conditions

* Good grip in normal winter road condifitions

HOW TO USE LOAD CAPACITY TABLES?

Q: HOW TO FIND THE RIGHT INFLATION PRESSURE?

Tire: 650/65R26.5 174 D ELS
Load per tire: 7 000 kg / 15 432 lb
Max speed of vehicle: 40 km/h / 25 mph

A: Correct inflation pressure is 2.8 bar / 41 psi

SIZE 650/65R26.5 174 D

Constant		0.8 bar	12 psi	1.2 bar	17 psi	1.6 bar	23 psi	2.0 bar	29 psi	2.4 bar	35 psi	2.8 bar	41 psi	3.2 bar	46 psi	3.6 bar	53 psi	4.0 bar	58 psi
km/h	mph	kg	lbs	kg	lbs	kg	lbs	kg	lbs	kg	lbs	kg	lbs	kg	lbs	kg	lbs	kg	lbs
10	5	4 260	9 390	5 400	11 905	6 400	14 110	7 200	15 875	8 350	18 410	9 300	20 505	10 100	22 265	11 100	24 470	12 100	26 675
20	12,5	3 900	8 600	4 960	10 935	5 860	12 920	6 600	14 550	7 650	16 865	8 500	18 740	9 250	20 395	10 150	22 375	11 100	24 470
25	15	3 740	8 245	4 740	10 450	5 620	12 390	6 350	14 000	7 350	16 205	8 150	17 965	8 850	19 510	9 750	21 495	10 600	23 370
30	20	3 580	7 890	4 540	10 010	5 380	11 860	6 050	13 340	7 000	15 430	7 800	17 195	8 500	18 740	9 300	20 505	10 150	22 375
40	25	3 220	7 100	4 080	8 995	4 840	10 670	5 440	11 995	6 300	13 890	7 050	15 540	7 650	16 865	8 400	18 520	9 150	20 170
50	30	2 860	6 305	3 640	8 025	4 300	9 480	4 840	10 670	5 600	12 345	6 250	13 780	6 800	14 990	7 450	16 425	8 150	17 965
65	40	2 360	5 205	3 000	6 615	3 550	7 825	4 000	8 820	4 625	10 195	5 150	11 355	5 600	12 345	6 150	13 560	6 700	14 770

Q: HOW TO FIND A MAXIMUM SPEED FOR THE APPLICATION (HIGHEST SPEED WITH THE CHOSEN TIRE)?

Tire: 650/60R34 175 D
Load per tire: 10 000 kg / 22 046 lb
Inflation pressure: 4.0 bar / 58 psi. Use tire maximum inflation pressure to gain the highest speed value

A: Maximum speed is 30 km/h / 20 mph

SIZE 650/60R34 175 D

Constant		0.8 bar	12 psi	1.2 bar	17 psi	1.6 bar	23 psi	2.0 bar	29 psi	2.4 bar	35 psi	2.8 bar	41 psi	3.2 bar	46 psi	3.6 bar	53 psi	4.0 bar	58 psi
km/h	mph	kg	lbs	kg	lbs	kg	lbs	kg	lbs	kg	lbs	kg	lbs	kg	lbs	kg	lbs	kg	lbs
10	5	4 500	9 920	5 540	12 215	6 750	14 880	7 650	16 865	8 550	18 850	9 850	21 715	10 450	23 040	11 350	25 020	12 450	27 445
20	12,5	4 140	9 125	5 080	11 200	6 200	13 670	7 050	15 540	7 850	17 305	9 000	19 840	9 600	21 165	10 400	22 930	11 400	25 130
25	15	3 960	8 730	4 860	10 715	5 940	13 095	6 750	14 880	7 550	16 645	8 650	19 070	9 200	20 280	10 000	22 045	10 950	24 140
30	20	3 780	8 335	4 660	10 275	5 680	12 520	6 450	14 220	7 200	15 875	8 250	18 190	8 800	19 400	9 550	21 055	10 450	23 040
40	25	3 400	7 495	4 200	9 260	5 100	11 245	5 780	12 745	6 500	14 330	7 450	16 425	7 900	17 415	8 600	18 960	9 400	20 725
50	30	3 040	6 700	3 740	8 245	4 540	10 010	5 160	11 375	5 760	12 700	6 600	14 550	7 050	15 540	7 650	16 865	8 350	18 410
65	40	2 500	5 510	3 075	6 780	3 750	8 265	4 250	9 370	4 750	10 470	5 450	12 015	5 800	12 785	6 300	13 890	6 900	15 210

> **Notice!**
> Exceeding maximum speed leads to tire overheating resulting in premature break-up.

Q: FOR THE TIRE, WHAT ARE THE REQUIRED (MINIMUM) INFLATION PRESSURES WHEN:

1) Driving on the road?
2) Working on the field?

Tire: 710/55R34 177 D
Load per tire: 7 000 kg / 15 432 lb

A:
1) Vehicle keeps maximum speed in 50 km/h / 30 mph.
With this load the minimum inflation pressure is 2.8 bar/41 psi.

2) Maximum speed in field applications is 10 km/h / 5 mph.
With this load the minimum inflation pressure is 1.6 bar / 23 psi.

SIZE 710/55R34 177 D

	Constant		0.8 bar	12 psi	1.2 bar	17 psi	1.6 bar	23 psi	2.0 bar	29 psi	2.4 bar	35 psi	2.8 bar	41 psi	3.2 bar	46 psi	3.6 bar	53 psi	4.0 bar	58 psi
	km/h	mph	kg	lbs	kg	lbs	kg	lbs	kg	lbs	kg	lbs	kg	lbs	kg	lbs	kg	lbs	kg	lbs
Field	10	5	4 780	10 540	5 860	12 920	7 200	15 875	8 100	17 855	9 300	20 505	10 450	23 040	11 100	24 470	12 100	26 675	13 150	28 990
	20	12,5	4 380	9 655	5 380	11 860	6 600	14 550	7 450	16 425	8 500	18 740	9 600	21 165	10 150	22 375	11 100	24 470	12 050	26 565
	25	15	4 200	9 260	5 140	11 330	6 350	14 000	7 150	15 765	8 150	17 965	9 200	20 280	9 750	21 495	10 600	23 370	11 550	25 465
	30	20	4 020	8 860	4 920	10 845	6 050	13 340	6 800	14 990	7 800	17 195	8 800	19 400	9 300	20 505	10 150	22 375	11 050	24 360
	40	25	3 620	7 980	4 420	9 745	5 440	11 995	6 150	13 560	7 050	15 540	7 900	17 415	8 400	18 520	9 150	20 170	9 950	21 935
Road	50	30	3 220	7 100	3 940	8 685	4 840	10 670	5 460	12 035	6 250	13 780	7 050	15 540	7 450	16 425	8 150	17 965	8 850	19 510
	65	40	2 650	5 840	3 250	7 165	4 000	8 820	4 500	9 920	5 150	11 355	5 800	12 785	6 150	13 560	6 700	14 770	7 300	16 095

LIMITED WARRANTY

READ OUR WARRANTIES ONLINE

Nokian Heavy Tyres limited warranty

Intuitu™ Sensor limited warranty

Extended warranty for users of the Intuitu mobile application

Go to **nokiantyres.com/warrantyinfomation/** or click on the link in the Intuitu app.

Nokian Heavy Tyres' liability shall be limited to the aforesaid limited warranties and shall only be valid as stipulated in the limited warranties.

GENERAL TERMS OF DELIVERY

1. DEFINITIONS

1.1. The following definitions shall apply to these General Terms of Delivery and to any Agreement:

“Agreement” shall mean a signed document (including its appendices) referring to these General Terms of Delivery or to which these General Terms of Delivery are attached or any other agreement between the Parties concluded as stipulated in section 2.2.

“Buyer” shall mean a Party purchasing the Products.

“Force Majeure Event” shall mean events beyond the control of a Party which occur after the Agreement entered into force and which were not reasonably foreseeable at the time the Agreement entered into force and whose effects are not capable of being overcome without unreasonable expense and/or loss of time to the Party concerned. Events of Force Majeure will include (without being limited to) epidemic, pandemic, war, civil unrest, strikes, lockouts and other general labour disputes, acts of government, natural disasters, exceptional weather conditions, breakdown or general unavailability of transport facilities, accidents, fire, flood, explosions and general shortages of energy.

“Intellectual Property Rights” shall mean patents (including petty patents and utility models), design patents, and designs (whether or not capable of registration), copyright, trademark, service mark, and any other form of statutory or common law intellectual property protection of any kind; and applications for any of the foregoing including without limitation reissues, divisions, or other continuations thereof, in all jurisdictions, where applicable.

“Party” shall mean either Nokian Tyres or the Buyer.

“Products” shall mean tires, tire sensors, studs and anti-slip devices, or other products developed and manufactured by or for Nokian Tyres. The Products shall be those specified in the Agreement or those agreed between the Parties from time to time.

“Nokian Tyres” shall mean Nokian Tyres plc and any of its affiliate companies.

“Restricted Person” shall mean a person, organization or entity that is:

(i) listed on a sanctions list, including but not limited to “Specifically Designated Nationals and Blocked Persons” maintained by OFAC in U.S., “Consolidated List of Financial Sanctions Targets in the UK” maintained by HMT in UK; (ii) located or resident in or incorporated under the laws of a country or territory that is, or whose government is, the target of a country-wide or territory-wide Trade Restriction; (iii) owned or controlled by a Restricted Person; or (iv) otherwise a target of a Trade Restriction.

“Trade Restrictions” shall mean export and import laws, orders, and licenses, embargoes, sanctions of an economic, commercial or financial nature, regulations on sectors subject to restrictions (such as use for military purposes), regulations concerning Restricted Persons and other restrictive measures of similar nature, as existing, amended, supplemented and substituted from time to time, administrated, enacted or enforced by United Nations, United States of America (including OFAC), European Union or any of its member states, countries of European Economic Area, United Kingdom (including HTM), any other competent jurisdiction or any competent authority of the above. Trade Restrictions also include any other restrictions that may have any direct or indirect impact of any nature on Nokian Tyres or its subsidiaries irrespective of the

country/government/ authority by which the Trade Restriction is administered, enacted or enforced.

2. ENTRY INTO FORCE OF AGREEMENT

2.1. The Agreement enters into force when signed by both Parties.

2.2. The Agreement enters also into force when the Buyer accepts in writing Nokian Tyres's tender regarding the delivery of the Products or when Nokian Tyres accepts the Buyer's purchase order regarding the delivery of the Products in writing or by delivering the Products specified in such purchase order.

2.3. No Buyer´s terms in Buyer´s request for tender, purchase order or any other document will form part of the Agreement unless specifically approved in writing by Nokian Tyres. The Buyer expressly waives any right to rely on such terms.

3. PRODUCTS AND SERVICES

3.1. Nokian Tyres reserves the right to apply quantity limits on any purchase order, to reject all or part of a purchase order, and to discontinue or make changes to Products without notice, even if Buyer has already placed a purchase order. Also, even if a purchase order has been accepted, Nokian Tyres may subsequently cancel such purchase order in whole or in part due to product unavailability (including without limitation, any discontinuation of the Product).

3.2. Nokian Tyres may offer ancillary services related to the Products such as mobile applications for tire monitoring. Services are subject to separate terms and conditions with which Buyer undertakes to comply when using the services.

4. DELIVERY

4.1. The delivery term of the Products shall be FCA, premises named by Nokian Tyres (Incoterms 2020), unless otherwise agreed by the Parties.

4.2. The Buyer shall inspect the Products after the delivery. The delivery shall be deemed accepted if the Buyer has not presented Nokian Tyres with a written remark regarding the delivery of the Products within seven (7) days from the delivery date.

4.3. Nokian Tyres shall deliver the Products at the agreed time of delivery. If the time of delivery has not been agreed in writing, Nokian Tyres shall deliver the Products within a reasonable time from the entry into force of the Agreement provided that the Products are available or, if the Products are not available, within a reasonable time after they become available. Even though Nokian Tyres agrees to take all commercially reasonable measures to meet the agreed delivery dates, the Buyer acknowledges and agrees that Nokian Tyres shall not be liable for its failure to meet the agreed delivery dates.

4.4. If Nokian Tyres has outstanding due receivables from the Buyer, Nokian Tyres has the right to refrain from delivering the Products until the Buyer has settled the due payments in full. In such an event, the agreed delivery time will be extended correspondingly.

4.5. Nokian Tyres shall be entitled to make also partial deliveries.

5. PRICE AND TERMS OF PAYMENT

5.1. The prices of the Products have been agreed in the Agreement. Unless otherwise agreed in writing, Nokian Tyres' price list in force at the time of entry into force of the Agreement shall be applied. Nokian Tyres can issue changes to applicable price lists with a prior notice of one (1) moth. Prices do not include any value added or similar taxes, which shall be added to all prices according to the laws and regulations in force at the time of the delivery. All Products shall be invoiced and payments made in Euro currency (EUR).

5.2. When the amount of or basis for taxes or other public payments changes before the delivery of the Products, either due to regulation change or change in the practice, Nokian Tyres has the right to adjust the prices of the Products correspondingly.

5.3. Unless otherwise stipulated by Nokian Tyres in writing, any offer issued by Nokian Tyres to the Buyer is valid for three (3) months from the date of issuance of the offer.

5.4. Unless otherwise agreed in writing, the Products will be invoiced after the date of delivery. Payment shall be due within thirty (30) days of the date of the invoice. The Buyer is obliged to pay eleven and a half (11.5) percent of annual interest on overdue payments beginning from the due date.

5.5. If Nokian Tyres has agreed to grant credit to the Buyer for the payment of the Products, Buyer is upon Nokian Tyres´ request obliged to provide Nokian Tyres all necessary financial information (including but not limited to financial statements of the company) that is needed to grant the credit and assess the creditworthiness of the Buyer during the credit period. The obligation to provide financial information to Nokian Tyres continues as long as there is any open credit i.e. unpaid receivables from Buyer. For sake of clarity, the granting of any credit is at the sole discretion of Nokian Tyres and subject to a separate decision made by Nokian Tyres.

6. TRANSFER OF RISK AND TITLE

6.1. Products delivered shall remain, to the extent permitted by applicable law, the property of Nokian Tyres until the Buyer has paid the price of the Products and the value added or similar taxes related to the respective Products. The Buyer shall give Nokian Tyres all necessary assistance in taking any measures to protect Nokian Tyres' title to the Products.

6.2. Until the title to the Products passes to the Buyer in accordance with Section 5.1 above, the Buyer shall store the Products at no costs to Nokian Tyres separately from all other products in its possession and mark the Products so that they are clearly identified as Nokian Tyres' property.

6.3. Notwithstanding the fact that the Products remain the property of Nokian Tyres, the Buyer may sell or use the Products in the ordinary course of the Buyer's business at full market value for the account of Nokian Tyres. Any such sale or use shall be a sale or use of Nokian Tyres 's property by the Buyer and the Buyer shall act as the principal when making such sales or dealings. Until the title to the Products passes from Nokian Tyres to the Buyer, the entire proceeds from the sale or other dealings of the Products shall be held in trust for Nokian Tyres and shall not be mixed with other money or paid into any overdrawn bank account of the Buyer and shall be at all times identified as Nokian Tyres' money. Also, until the title to the Products passes from Nokian Tyres to the Buyer, the Buyer shall assign its outstanding claims arising from the resale of the Products to Nokian Tyres as a security for Nokian Tyres' claims.

6.4. Until the title to the Products passes from Nokian Tyres to the Buyer, the Buyer shall upon Nokian Tyres´ request return the delivered and unsold Products to Nokian Tyres. If the Buyer fails to do so, Nokian Tyres may enter upon any premises owned or occupied or controlled by the Buyer where the Products are supposed to be situated and repossess the Products. Upon such repossession, the rights of the Buyer under the Agreement with respect to the Products in question shall terminate.

6.5. The Buyer shall not pledge any of the Products which are still owned by Nokian Tyres. Without prejudice to any other rights of Nokian Tyres, if the Buyer does so, all sums whatsoever owed by the Buyer to Nokian Tyres shall become immediately due and payable.

6.6. The Buyer shall insure and keep insured the Products to their full market value against all risks to the reasonable satisfaction of Nokian Tyres until the date when the title to the Products

passes from Nokian Tyres to the Buyer, and shall whenever requested by Nokian Tyres produce a copy of the respective insurance policy. Without prejudice to the other rights of Nokian Tyres, if the Buyer fails to do so, all sums whatsoever owed by the Buyer to Nokian Tyres shall become immediately due and payable.

6.7. Notwithstanding the fact that the title to the Products shall remain with Nokian Tyres in accordance with the above provisions, the risk of damage or loss of the Products shall pass to the Buyer at the following times: (a) in the case the Products are to be delivered at Nokian Tyres´s premises, at the time when Nokian Tyres notifies the Buyer that the Products are available for collection; or (b) in the case the Products are to be delivered otherwise than at Nokian Tyres´s premises, at the time determined in the applicable delivery term.

7. WARRANTIES

7.1. Nokian Tyres´ warranty terms concerning the Products are set out in Nokian Heavy Tyres´ limited warranty terms valid at the time of the delivery. EXCEPT AS SET FORTH IN SUCH WARRANTY TERMS, THERE ARE NO OTHER EXPRESS OR IMPLIED WARRANTIES, INCLUDING BUT NOT LIMITED TO ANY IMPLIED WARRANTIES OF MERCHANTABILITY OR FITNESS FOR A PARTICULAR PURPOSE. To the maximum extent permitted by the applicable law, Nokian Tyres shall have no other obligations or liabilities with respect to any possible defect or deficiency in the Products delivered hereunder than as set forth in the above- mentioned warranty terms.

8. LIABILITY AND CLAIMS

8.1. To the extent permitted by the applicable law, under no circumstances shall Nokian Tyres´ liability under this Agreement exceed the invoice price of any Products with respect to which a claim is made.

8.2. Under no circumstances shall Nokian Tyres be liable under this Agreement for any indirect or consequential damage or loss, including without limitation any increased costs or expenses, or loss of profit, business, contracts, revenues or anticipated savings.

8.3. When Nokian Tyres has expressly agreed with the Buyer on the return of any of the delivered Products to Nokian Tyres, the Buyer assumes full responsibility for ensuring that the Products are placed in Nokian Tyres' possession. Nokian Tyres shall not accept any liability for any loss of any Products in transit.

8.4. The Buyer acknowledges and agrees to that any data generated by Nokian Tyres´ digital services regarding the use of Products can be used in processing of claims made by the Buyer towards Nokian Tyres.

9. SPECIFICATIONS AND INTELLECTUAL PROPERTY RIGHTS

9.1. The weights, dimensions, capacities, prices, performance ratings and other data included in catalogues, prospectuses, circulars, advertisements and price lists and other similar information regarding the Products, as expressed in Nokian Tyres´ general product information, constitute an approximate guide. This data shall not be binding on Nokian Tyres, save to the extent that it is by reference expressly included in the Agreement.

9.2. No right or license is granted under the Agreement to the Buyer under any patent, trademark, copyright, registered design or other Intellectual Property Rights, except for the right to use or resell the Products.

9.3. All Products sold in retail packaging may be resold by the Buyer only in the packaging supplied by Nokian Tyres and in no case may any trademark other than those applied by Nokian Tyres be marked on or applied in relation to the Products.

10. CONFIDENTIALITY

10.1. The Buyer undertakes to keep confidential all terms and conditions of the Agreement and its appendices, as well as all information given on

Nokian Tyres' or its business partners' operations, products and services and any information regarded as trade secrets of Nokian Tyres. The Buyer shall not (and shall secure that its directors, agents and employees shall not) be entitled at any time without prior written consent of Nokian Tyres to disclose Nokian Tyres' confidential information to any third party or to use it whether directly or indirectly for other purposes than in accordance with the Agreement. The obligation of confidentiality shall survive the termination of the Agreement and remain in force for five (5) years thereafter.

10.2. The Section 10.1 shall not apply to any information which (i) the receiving Party can prove to have been in its possession at the date of receipt or (ii) which is or becomes public knowledge otherwise than through a breach of an obligation of confidentiality.

11. INTEGRITY AND CODE OF CONDUCT

11.1. The Nokian Tyres' Code of Conduct applies to the business relationship between the parties (available at Nokian Tyres' webpages). The Buyer agrees to comply with the principles set out therein, as amended from time to time. 11.2. The Buyer further warrants that the Buyer or any individuals or entities acting for or on behalf of the Buyer have not violated any applicable laws and regulations related to anti-trust and competition, anti-corruption or money laundering and warrants that applicable anti-trust and competition, anti-corruption or money laundering laws and regulations are complied with in all its activities.

12. DATA PRIVACY

12.1. As a part of the cooperation under the Agreement, Nokian Tyres may collect and processes personal data about the representatives of the Buyer. Nokian Tyres processes the personal data in accordance with applicable data protection legislation. More information about for what purposes and how personal data is collected and processed by Nokian Tyres is available in Nokian Tyres' Privacy Statement, which is available at https://www.nokiantyres.com/privacy-statement/.

12.2. Unless otherwise agreed, the cooperation under the Agreement does not include any processing of personal data by one party on behalf of the other party, or any sharing or disclosure of personal data, and the parties agree that each party is independently responsible for complying with applicable data protection legislation with regard to the personal data they may process.

12.3. If the cooperation under the Agreement would include disclosing personal data from one party to another, but no party processes personal data on behalf of the other party, the original controller of the personal data shall be responsible for ensuring that there is a legal basis for such disclosure.

13. TRADE RESTICTIONS AND IMPORT/EXPORT CONTROLS

13.1. The Buyer warrants that it will comply in all respects with any Trade Restrictions for every Product delivered to the Buyer. The Buyer also assures that other individuals or entities acting for or on behalf of the Buyer comply with the Trade Restrictions.

13.2. The Buyer warrants that neither it nor any other Buyer belonging to same group of companies, nor any owner, beneficial owner, member of their board of directors nor any of their managing director nor any other director, employee, agent or representative or of any member of the group is currently a Restricted Person or have ever been a Restricted Person. The Buyer undertakes to inform Nokian Tyres without delay if any person or Buyer mentioned above shall become subject to a Trade Restriction.

13.3. Accordingly, the Buyer undertakes:

a) to obtain, at its own expense, any licenses, shipping documents and authorizations or

approvals to export or import the Products as may be required; and

b) not to advertise, market, promote, sell, lease or otherwise transfer the purchased Products to Restricted Person or to restricted countries/areas subject to Trade Restriction; and

c) not to advertise, market, promote, sell, lease or otherwise transfer the purchased Products for the purpose of using them in restricted sectors, insofar as the transfer is restricted according to a Trade Restriction and insofar as a license or approval has not been obtained; and

d) to comply with any applicable Trade Restrictions with regard to issuance of payments and finance associated with the Products.

13.4. The Buyer shall indemnify Nokian Tyres and hold Nokian Tyres harmless from and against any damages, liabilities or costs resulting from the Buyer's violation or alleged violation of the Trade Restrictions.

13.5. Nokian Tyres retains the right to cancel or delay delivery of any Product at any time without penalty or liability of any nature, as, at the sole discretion of Nokian Tyres, required with respect to a Trade Restrictions. The delivery may be delayed until a license, approval or similar is granted or for the duration of the restriction. If purchased Products are transferred in violation of the Trade Restrictions, Nokian Tyres shall not be obligated to provide any warranty for the Products transferred.

13.6. Nokian Tyres is, at their sole discretion, also entitled to terminate the Agreement with immediate effect without penalty or liability of any nature if a delivery of any Product or any other performance of either Party under the Agreement may result in violation of any Trade Restriction.

13.7. Nokian Tyres shall be entitled to audit the Buyer's compliance with obligations relating to these matters. The Buyer shall supply on request all necessary information to verify compliance.

13.8. As a customer of Nokian Tyres, the Buyer may have been required to provide certain information of the Buyer to Nokian Tyres in accordance with Nokian Tyres' client onboarding process before the signing of this Agreement. The Buyer undertakes to inform Nokian Tyres immediately if there are any changes to the information provided as part of Nokian Tyres' customer onboarding process.

14. TERM AND TERMINATION

14.1. The Agreement shall be in full force and effect (i) until Parties' obligations under the Agreement have been fulfilled or (ii) in case of a continuous agreement until terminated by either party for any reason with at least three (3) months prior written notice. Termination of a continuous Agreement in accordance with this section 14.1 shall not relieve neither Party from any obligations related to orders accepted before termination.

14.2. The Agreement may be terminated with immediate effect by the non-defaulting Party with a written notice to the other Party in the event that (a) the other Party commits a material breach of the Agreement and fails to remedy such breach (if capable of being remedied) within thirty (30) days after having been notified thereof in writing; or (b) the other Party commits an act of bankruptcy, is placed in liquidation or becomes otherwise incapable of fulfilling its financial obligations under the Agreement, or should it become apparent that any of the above occurrences shall take place.

14.3. Furthermore, the Agreement may be terminated with immediate effect with a written notice by Nokian Tyres to the Buyer in the event that (a) there is a direct or indirect change of ownership or control or other substantial change in the management, staff or the business operations of the Buyer which may adversely affect achieving the purpose of the Agreement; (b) Buyer violates any of its obligations under sections 9, 10, 11, 12 or 13; or (c) the Buyer enters

into an agreement with a third party or engages itself in any activity which prejudices the confidentiality of Nokian Tyres' confidential material or information.

14.4. Upon termination of the Agreement due to the Buyer's breach, Nokian Tyres shall have the right to do one or more of the following: (a) revoke any express or implied authority to sell, resell, use or consume any Products whose title has not passed to the Buyer and re-sell such Products; (b) suspend any deliveries to be made under any agreement with the Buyer; and/or (c) make claim against the Buyer for the price of the unpaid Products and/ or damages.

15. OTHER TERMS

15.1. In case of conflict, the Agreement shall take precedence over these General Terms of Delivery, and these General Terms of Delivery shall take precedence over any other appendices of the Agreement.

15.2. The Agreement constitutes the entire agreement between the parties with respect to the subject matter and supersedes all other prior agreements and understandings, both written and oral, between the parties with respect to the subject matter.

15.3. Neither Party shall be liable to the other Party for any delay or non-performance of its obligations under the Agreement in the event and to the extent that such delay or non-performance is due to an Force Majeure Event.

15.4. The Agreement and these General Terms of Delivery shall be construed and enforced in accordance with the laws of Finland, excluding its choice of law provisions and Convention on Contracts for the International Sale of Goods (CISG). Any dispute, controversy or claim arising out of or relating to the Agreement, or the breach, termination or validity thereof, shall be finally settled in arbitration by one (1) arbitrator in accordance with the Arbitration Rules of the Central Chamber of Commerce of Finland. The arbitration shall be conducted in Helsinki.