

The background of the cover features a close-up, high-angle view of a heavy-duty tire tread. The tread is dark and shows a complex, multi-lobed pattern designed for off-road use. The lighting is dramatic, highlighting the texture and depth of the tread blocks. A grid of small white circles is overlaid on the right side of the image, and two horizontal green lines are positioned across the upper right quadrant. The overall color palette is dark, with shades of black, grey, and green.

TECHNICAL MANUAL

UPDATED: 2024-04-20

NOKIAN HEAVY TIRES

nokian[®]
TYRES

TABLE OF CONTENTS

FORESTRY	5	COUNTRY KING	253
FOREST KING F2	7	CT	270
FOREST KING TRS 2	21	ELS	277
FOREST KING TRS 2+	36	FLOAT KING VF	291
FOREST KING TRS L-2	41	UNDERGROUND MINING	297
NORDMAN FOREST ELS L-2	44	ARMOR GARD 2 MINE	299
NORDMAN FOREST F	47	ARMOR GARD MINE	303
NORDMAN FOREST TRS L-2	54	MINE KING E-4	307
FOREST KING TRS LS-2	64	MINE KING L-5S	312
LOGGER KING LS-2	67	MINE L-3S	320
LOGGER KING LS-2 EXTREME	73	NORDMAN MINE E-4	323
FOREST KING T	77	PORTS AND TERMINALS	327
TR FOREST	82	HTS G2 E-4	329
TR FOREST 2	95	HTS G2 L-4S	335
TR MULTIPLUS	109	HTS G2 L-5S	339
TRACTOR KING	117	ARMOR GARD	342
AGRICULTURAL AND CONTRACTING	139	RTG	345
TR MULTIPLUS	141	HTS TUGGER	349
GROUND KING	143	ARMOR GARD 2	352
HAKKAPELIITTA TRI	165	EARTHMOVING AND ROAD MAINTENANCE	356
SOIL KING VF	202	HAKKAPELIITTA LOADER	358
TRI 2	212		
TRI STEEL	249		

LOADER GRIP	364	HAKKAPELIITTA TRUCK T	435
LOADER GRIP 2	369	HAKKA TRUCK 844	437
GROUND KARE	372	HAKKA TRUCK 844+	439
GROUND KARE SEMI-SLICK	380	HAKKA TRUCK TRAILER	441
ARMOR GARD 2	383	E-TRUCK TRAILER	443
EXCAVATOR	385	R-TRUCK TRAILER	446
ALL TERRAIN TRUCKS AND MILITARY VEHICLES	390	GENERAL INFO	448
MPT AGILE	392	TIRE MARKINGS	449
MPT AGILE 2	395	TIRE STRUCTURES	455
TRUCKS AND BUSES	398	INFLATION PRESSURE	456
HAKKAPELIITTA CITY BUS	400	LIQUID AND SALT BALLASTING	457
HAKKAPELIITTA TRUCK F2	402	NON-SKID CHAINS	458
HAKKA TRUCK COACH	405	TRACKS	459
HAKKA TRUCK STEER	407	RIMS	460
E-TRUCK STEER	410		
E-TRUCK STEER 17.5	413		
E-TRUCK STEER 19.5	415		
R-TRUCK STEER	417		
HAKKAPELIITTA TRUCK D	419		
HAKKAPELIITTA TRUCK E2	421		
HAKKA TRUCK DRIVE	423		
E-TRUCK DRIVE	426		
E-TRUCK DRIVE 17.5	429		
E-TRUCK DRIVE 19.5	431		
R-TRUCK DRIVE	433		

RIM MARKINGS	461	STUDS AND CHAINS	535
WHEEL STUD HOLES AND COUNTERSINKS	462	MPT AGILE STUD RECOMMENDATIONS	539
RIM CONTOURS	466	MOUNTING TIRES ON FOUR WHEEL DRIVE TRACTORS	540
WHEEL MAIN DIMENSIONS	467	MINE TIRE MAINTENANCE	542
WHEEL PARTS / COMPONENTS	468	HAKKAPELIITTA LOADER INFLATION PRESSURE RECOMMENDATIONS FOR DIFFERENT WHEEL LOADERS	543
FORESTRY RIMS	469	GROUND KARE AND EXCAVATOR MOUNTING RECOMMENDATIONS	546
KNURLING	470	NOKIAN TYRES INTUITU™ SMART TIRES	548
TUBELESS FORESTRY RIMS	471	REGROOVING OF NOKIAN TYRES TRUCK AND BUS TIRES	550
INDUSTRIAL AND EM MULTI-PIECE WHEELS	472	REGROOVING RECOMMENDATIONS	551
FLAPS AND O-RINGS	474	STUDDING OF NOKIAN TYRES HAKKAPELIITTA TRUCK BRANDED TIRES	554
INSPECTIONS ON RIMS	477	AREAS OF USE AND EU LABEL INFO	555
TIRE MOUNTING CLAMPS	478	HOW TO USE LOAD CAPACITY TABLES	557
TUBES AND VALVES	480	LIMITED WARRANTY	559
TIRE CHOICE AND INFLATION PRESSURES BY APPLICATION	481	GENERAL TERMS OF DELIVERY	560
GROUND CONTACT PRESSURE COMPARISON	527		
CONTACT AREAS ON A HARD DRIVING SURFACE	532		



FORESTRY

The unique qualities of Nokian forestry tires arise from decades of experience on the forestry machinery and the extreme working conditions. This continuous forefront product development is based on close dialogue with customers and the respect for the nature. Understanding the application leads to high quality products giving customers added value in safety, reliability and cost per hour.

nokian
TYRES

FORESTRY TIRES

FORWARDER AND HARVESTER



7
Nokian Tyres
Forest King F2



54
Nokian Tyres
Nordman
Forest TRS L-2



21
Nokian Tyres
Forest King
TRS 2



36
Nokian Tyres
Forest King
TRS 2+



41
Nokian Tyres
Forest King
TRS L-2



44
Nokian Tyres
Nordman
Forest ELS L-2



47
Nokian Tyres
Nordman
Forest F

SKIDDER AND FELLER BUNCHER



64
Nokian Tyres
Forest King
TRS LS-2



67
Nokian Tyres
Logger King
LS-2



73
Nokian Tyres
Logger King
LS-2 Extreme

TRACTOR



77
Nokian Tyres
Forest King T



82
Nokian Tyres
TR Forest



95
Nokian Tyres
TR Forest 2



109
Nokian Tyres
TR Multiplus

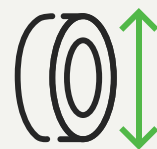


117
Nokian Tyres
Tractor King

NOKIAN TYRES FOREST KING F2

TRACK TIRE FOR HARVESTERS AND FORWARDERS

- Protective tread design with strong shoulders gives excellent functionality in track and chain use.
- Strong diagonal structure with steel fortification gives excellent puncture protection. More protective compound in tread and especially in shoulder.
- High load-bearing capacity and comprehensive selection of sizes fills the needs of existing forest machinery – from smallest to heaviest.



AVAILABLE SIZES

- 600/50-22.5 - T445619
- 710/40-22.5 - T445608
- 710/40-24.5 - T445572
- 800/40-24.5 - T445717
- 600/55-26.5 - T445573
- 710/45-26.5 - T445571
- 710/45-26.5 - T445589
- 710/55-26.5 - T445800
- 750/55-26.5 - T445574
- 800/40-26.5 - T445603
- 710/55-28.5 - T445570
- 780/50-28.5 - T445537



NOKIAN TYRES FOREST KING F2

ALL SIZES

Product code	Size	LI/SS	Ply rating	Reinforced code	TL/TT	Rim	Permitted rims	Width (in)	Diameter (in)	Loaded static radius (in)	Rolling circumference (in)	Pressure (psi)	Max. inflation pressure (psi)	Tread depth (1/32 in)	Tread code	Load capacity for Forestry service (LT), lb				Load capacity for Road, lb		
																Speed (mph)				Speed (mph)		
																5	12	17.5	25			
T445619	600/50-22.5	159A8 (167A2)	20	SF	TT	AG20.00		23.8	45.9	21.2	139.5	73	80	38	LS-2	12015	11860	10320	9645			
T445608	710/40-22.5	161A8 (168A2)	20	SF	TT	AG24.00		27.9	45.9	21.1	139.8	73	80	38	LS-2	12345	12545	10915	10195			
T445572	710/40-24.5	163A8 (170A2)	20	SF	TT	AG24.00		27.5	48.4	22.4	147.2	73	80	44	LS-2	13230	13215	11495	10750			
T445717	800/40-24.5	169A8 (176A2)	20	SF	TT	AG28.00		30.9	49.2	22.4	149.4	73	80	44	LS-2	15655	15730	13680	12785			
T445573	600/55-26.5	165A8 (172A2)	20	SF	TT	AG20.00		23.7	52.8	24.3	160.3	73	80	44	LS-2	13890	13965	12145	11355			
T445571	710/45-26.5	168A8 (175A2)	20	SF	TT	AG24.00		27.8	53	24.5	160.8	73	80	44	LS-2	15210	15190	13205	12345			
T445589	710/45-26.5	173A8 (180A2)	24	SF	TT	AG24.00		27.9	53	24.4	160.8	87	87	44	LS-2	17635	17625	15335	14330			
T445800	710/55-26.5	179A8 (186A2)	24	SF	TT	AG24.00	AG22.00	27.4	59.3	27	179.5	87	87	44	LS-2	20945	21020	18285	17085			
T445574	750/55-26.5	182A8 (189A2)	24	SF	TT	AG24.00		30.3	58	26.5	176.6	87	87	44	LS-2	23370	23050	20050	18740			
T445603	800/40-26.5	170A8 (177A2)	20	SF	TT	AG28.00		31.8	52.7	24.4	160.8	73	80	44	LS-2	16095	16270	14155	13230			
T445570	710/55-28.5	180A8 (187A2)	24	SF	TT	AG24.00		28.3	59.6	27.4	181.8	87	87	44	LS-2	21495	21695	18870	17635			
T445537	780/50-28.5	182A8 (190A2)	24	SF	TT	AG26.00		30.8	59.6	27.4	181.8	87	87	44	LS-2	23370	23050	20050	18740			

NOKIAN TYRES FOREST KING F2 600/50-22.5 - T445619

Product code	Size	LI/SS	Ply rating	Reinforced code	TL/TT	Rim	Width (in)	Diameter (in)	Loaded static radius (in)	Rolling circumference (in)	Pressure (psi)	Max. inflation pressure (psi)	Tread depth (1/32 in)	Tread code
T445619	600/50-22.5	159A8 (167A2)	20	SF	TT	AG20.00	23.8	45.9	21.2	139.5	73	80	38	LS-2

LOAD CAPACITY FOR FORWARDER AND HARVESTER, LB

Pressure (psi)	Forestry service (LT)	Road		
	5 mph	12 mph	17.5 mph	25 mph
23	6010	6075	5280	4940
29	6780	6780	5895	5510
35	7385	7385	6425	6010
41	8265	8335	7255	6780
46	8820	8820	7670	7165
52	9645	9625	8380	7825
58	10470	10505	9140	8545
65	11025	11190	9735	9095
73	12015	11860	10320	9645

WATER AND SALT BALLASTING

Tire volume 100%		Water filling 75%		Water/salt filling (75% / -30°C)				Total weight increase	
Litres	Gallons	Litres	Gallons	Water		Salt		kg	lbs
				Litres	Gallons	kg	lbs		
320	85	240	63	197	52	100	221	297	655

(CaCl2, 75%, -30°C) Always use a tube when filled with water/salt.

TUBES AND VALVES

Tube product code	Tube valve
T55089	TR218A

NOKIAN TYRES FOREST KING F2 710/40-22.5 - T445608

Product code	Size	LI/SS	Ply rating	Reinforced code	TL/TT	Rim	Width (in)	Diameter (in)	Loaded static radius (in)	Rolling circumference (in)	Pressure (psi)	Max. inflation pressure (psi)	Tread depth (1/32 in)	Tread code
T445608	710/40-22.5	161A8 (168A2)	20	SF	TT	AG24.00	27.9	45.9	21.1	139.8	73	80	38	LS-2

LOAD CAPACITY FOR FORWARDER AND HARVESTER, LB

Pressure (psi)	Forestry service (LT)	Road		
	5 mph	12 mph	17.5 mph	25 mph
23	6615	6590	5730	5355
29	7165	7185	6250	5840
35	7825	7860	6845	6395
41	8820	8820	7670	7165
46	9370	9360	8135	7605
52	10195	10175	8850	8265
58	11025	11190	9735	9095
65	12015	11860	10320	9645
73	12345	12545	10915	10195

WATER AND SALT BALLASTING

Tire volume 100%		Water filling 75%		Water/salt filling (75% / -30°C)				Total weight increase	
Litres	Gallons	Litres	Gallons	Water		Salt		kg	lbs
				Litres	Gallons	kg	lbs		
400	106	300	79	246	65	125	277	371	818

(CaCl2, 75%, -30°C) Always use a tube when filled with water/salt.

TUBES AND VALVES

Tube product code	Tube valve
T55092	TR218A

NOKIAN TYRES FOREST KING F2 710/40-24.5 - T445572

Product code	Size	LI/SS	Ply rating	Reinforced code	TL/TT	Rim	Width (in)	Diameter (in)	Loaded static radius (in)	Rolling circumference (in)	Pressure (psi)	Max. inflation pressure (psi)	Tread depth (1/32 in)	Tread code
T445572	710/40-24.5	163A8 (170A2)	20	SF	TT	AG24.00	27.5	48.4	22.4	147.2	73	80	44	LS-2

LOAD CAPACITY FOR FORWARDER AND HARVESTER, LB

Pressure (psi)	Forestry service (LT)	Road		
	5 mph	12 mph	17.5 mph	25 mph
23	6780	6780	5895	5510
29	7605	7595	6605	6175
35	8045	8135	7075	6615
41	9370	9360	8135	7605
46	9645	9625	8380	7825
52	10470	10505	9140	8545
58	11685	11530	10030	9370
65	12345	12545	10915	10195
73	13230	13215	11495	10750

WATER AND SALT BALLASTING

Tire volume 100%		Water filling 75%		Water/salt filling (75% / -30°C)				Total weight increase	
Litres	Gallons	Litres	Gallons	Water		Salt		kg	lbs
				Litres	Gallons	kg	lbs		
384	101	288	76	236	62	120	266	356	785

(CaCl2, 75%, -30°C) Always use a tube when filled with water/salt.

TUBES AND VALVES

Tube product code	Tube valve
T545448	TR218A

NOKIAN TYRES FOREST KING F2 800/40-24.5 - T445717

Product code	Size	LI/SS	Ply rating	Reinforced code	TL/TT	Rim	Width (in)	Diameter (in)	Loaded static radius (in)	Rolling circumference (in)	Pressure (psi)	Max. inflation pressure (psi)	Tread depth (1/32 in)	Tread code
T445717	800/40-24.5	169A8 (176A2)	20	SF	TT	AG28.00	30.9	49.2	22.4	149.4	73	80	44	LS-2

LOAD CAPACITY FOR FORWARDER AND HARVESTER, LB

Pressure (psi)	Forestry service (LT)	Road			
	5 mph	12 mph	17.5 mph	25 mph	
23	8045	8135	7075	6615	
29	9095	9085	7905	7385	
35	9920	9900	8610	8045	
41	11025	11190	9735	9095	
46	11685	11530	10030	9370	
52	12785	12885	11210	10470	
58	13890	13965	12145	11355	
65	14770	14780	12855	12015	
73	15655	15730	13680	12785	

WATER AND SALT BALLASTING

Tire volume 100%		Water filling 75%		Water/salt filling (75% / -30°C)				Total weight increase	
Litres	Gallons	Litres	Gallons	Water		Salt		kg	lbs
				Litres	Gallons	kg	lbs		
457	121	343	91	281	74	143	316	424	935

(CaCl2, 75%, -30°C) Always use a tube when filled with water/salt.

TUBES AND VALVES

Tube product code	Tube valve
T545448	TR218A

NOKIAN TYRES FOREST KING F2 600/55-26.5 - T445573

Product code	Size	LI/SS	Ply rating	Reinforced code	TL/TT	Rim	Width (in)	Diameter (in)	Loaded static radius (in)	Rolling circumference (in)	Pressure (psi)	Max. inflation pressure (psi)	Tread depth (1/32 in)	Tread code
T445573	600/55-26.5	165A8 (172A2)	20	SF	TT	AG20.00	23.7	52.8	24.3	160.3	73	80	44	LS-2

LOAD CAPACITY FOR FORWARDER AND HARVESTER, LB

Pressure (psi)	Forestry service (LT)	Road			
	5 mph	12 mph	17.5 mph	25 mph	
23	7165	7185	6250	5840	
29	7825	7860	6845	6395	
35	8545	8545	7430	6945	
41	9645	9625	8380	7825	
46	10195	10175	8850	8265	
52	11025	11190	9735	9095	
58	12345	12205	10615	9920	
65	13230	13215	11495	10750	
73	13890	13965	12145	11355	

WATER AND SALT BALLASTING

Tire volume 100%		Water filling 75%		Water/salt filling (75% / -30°C)				Total weight increase	
Litres	Gallons	Litres	Gallons	Water		Salt		kg	lbs
				Litres	Gallons	kg	lbs		
430	114	323	85	265	70	135	297	400	882

(CaCl2, 75%, -30°C) Always use a tube when filled with water/salt.

TUBES AND VALVES

Tube product code	Tube valve
T55098	TR218A

NOKIAN TYRES FOREST KING F2 710/45-26.5 - T445571

Product code	Size	LI/SS	Ply rating	Reinforced code	TL/TT	Rim	Width (in)	Diameter (in)	Loaded static radius (in)	Rolling circumference (in)	Pressure (psi)	Max. inflation pressure (psi)	Tread depth (1/32 in)	Tread code
T445571	710/45-26.5	168A8 (175A2)	20	SF	TT	AG24.00	27.8	53	24.5	160.8	73	80	44	LS-2

LOAD CAPACITY FOR FORWARDER AND HARVESTER, LB

Pressure (psi)	Forestry service (LT)	Road			
	5 mph	12 mph	17.5 mph	25 mph	
23	7825	7860	6845	6395	
29	8545	8545	7430	6945	
35	9370	9360	8135	7605	
41	10470	10505	9140	8545	
46	11025	11190	9735	9095	
52	12345	12205	10615	9920	
58	13230	13215	11495	10750	
65	14330	14375	12500	11685	
73	15210	15190	13205	12345	

WATER AND SALT BALLASTING

Tire volume 100%		Water filling 75%		Water/salt filling (75% / -30°C)				Total weight increase	
Litres	Gallons	Litres	Gallons	Water		Salt		kg	lbs
				Litres	Gallons	kg	lbs		
500	132	375	99	308	81	157	346	465	1025

(CaCl2, 75%, -30°C) Always use a tube when filled with water/salt.

TUBES AND VALVES

Tube product code	Tube valve
T55099	TR218A

NOKIAN TYRES FOREST KING F2 710/45-26.5 - T445589

Product code	Size	LI/SS	Ply rating	Reinforced code	TL/TT	Rim	Width (in)	Diameter (in)	Loaded static radius (in)	Rolling circumference (in)	Pressure (psi)	Max. inflation pressure (psi)	Tread depth (1/32 in)	Tread code
T445589	710/45-26.5	173A8 (180A2)	24	SF	TT	AG24.00	27.9	53	24.4	160.8	87	87	44	LS-2

LOAD CAPACITY FOR FORWARDER AND HARVESTER, LB

Pressure (psi)	Forestry service (LT)	Road			
	5 mph	12 mph	17.5 mph	25 mph	
23	7825	7860	6845	6395	
29	8545	8545	7430	6945	
35	9370	9360	8135	7605	
41	10470	10505	9140	8545	
46	11025	11190	9735	9095	
52	12345	12205	10615	9920	
58	13230	13215	11495	10750	
65	14330	14375	12500	11685	
73	15210	15190	13205	12345	
87	17635	17625	15335	14330	

WATER AND SALT BALLASTING

Tire volume 100%		Water filling 75%		Water/salt filling (75% / -30°C)				Total weight increase	
Litres	Gallons	Litres	Gallons	Water		Salt		kg	lbs
				Litres	Gallons	kg	lbs		
500	132	375	99	308	81	157	346	465	1025

(CaCl₂, 75%, -30°C) Always use a tube when filled with water/salt.

TUBES AND VALVES

Tube product code	Tube valve
T55099	TR218A

NOKIAN TYRES FOREST KING F2 710/55-26.5 - T445800

Product code	Size	LI/SS	Ply rating	Reinforced code	TL/TT	Rim	Permitted rims	Width (in)	Diameter (in)	Loaded static radius (in)	Rolling circumference (in)	Pressure (psi)	Max. inflation pressure (psi)	Tread depth (1/32 in)	Tread code
T445800	710/55-26.5	179A8 (186A2)	24	SF	TT	AG24.00	AG22.00	27.4	59.3	27	179.5	87	87	44	LS-2

LOAD CAPACITY FOR FORWARDER AND HARVESTER, LB

Pressure (psi)	Forestry service (LT)	Road			
	5 mph	12 mph	17.5 mph	25 mph	
23	9370	9360	8135	7605	
29	10470	10505	9140	8545	
35	11025	11190	9735	9095	
41	12345	12545	10915	10195	
46	13230	13215	11495	10750	
52	14770	14780	12855	12015	
58	16095	16270	14155	13230	
65	17085	17085	14860	13890	
73	18190	18165	15805	14770	
87	20945	21020	18285	17085	

WATER AND SALT BALLASTING

Tire volume 100%		Water filling 75%		Water/salt filling (75% / -30°C)				Total weight increase	
Litres	Gallons	Litres	Gallons	Water		Salt		kg	lbs
				Litres	Gallons	kg	lbs		
654	173	491	130	402	106	205	452	607	1338

(CaCl₂, 75%, -30°C) Always use a tube when filled with water/salt.

TUBES AND VALVES

Tube product code	Tube valve
T55102	TR218A

NOKIAN TYRES FOREST KING F2 750/55-26.5 - T445574

Product code	Size	LI/SS	Ply rating	Reinforced code	TL/TT	Rim	Width (in)	Diameter (in)	Loaded static radius (in)	Rolling circumference (in)	Pressure (psi)	Max. inflation pressure (psi)	Tread depth (1/32 in)	Tread code
T445574	750/55-26.5	182A8 (189A2)	24	SF	TT	AG24.00	30.3	58	26.5	176.6	87	87	44	LS-2

LOAD CAPACITY FOR FORWARDER AND HARVESTER, LB

Pressure (psi)	Forestry service (LT)	Road			
	5 mph	12 mph	17.5 mph	25 mph	
23	10195	10175	8850	8265	
29	11025	11190	9735	9095	
35	12345	12205	10615	9920	
41	13890	13965	12145	11355	
46	14330	14375	12500	11685	
52	15655	15730	13680	12785	
58	17635	17625	15335	14330	
65	18740	18705	16280	15210	
73	19840	19800	17220	16095	
87	23370	23050	20050	18740	

WATER AND SALT BALLASTING

Tire volume 100%		Water filling 75%		Water/salt filling (75% / -30°C)				Total weight increase	
Litres	Gallons	Litres	Gallons	Water		Salt		kg	lbs
				Litres	Gallons	kg	lbs		
650	172	488	129	400	106	204	450	604	1332

(CaCl₂, 75%, -30°C) Always use a tube when filled with water/salt.

TUBES AND VALVES

Tube product code	Tube valve
T55102	TR218A

NOKIAN TYRES FOREST KING F2 800/40-26.5 - T445603

Product code	Size	LI/SS	Ply rating	Reinforced code	TL/TT	Rim	Width (in)	Diameter (in)	Loaded static radius (in)	Rolling circumference (in)	Pressure (psi)	Max. inflation pressure (psi)	Tread depth (1/32 in)	Tread code
T445603	800/40-26.5	170A8 (177A2)	20	SF	TT	AG28.00	31.8	52.7	24.4	160.8	73	80	44	LS-2

LOAD CAPACITY FOR FORWARDER AND HARVESTER, LB

Pressure (psi)	Forestry service (LT)	Road			
	5 mph	12 mph	17.5 mph	25 mph	
23	8545	8545	7430	6945	
29	9370	9360	8135	7605	
35	10195	10175	8850	8265	
41	11685	11530	10030	9370	
46	12015	11860	10320	9645	
52	13230	13215	11495	10750	
58	14330	14375	12500	11685	
65	15655	15730	13680	12785	
73	16095	16270	14155	13230	

WATER AND SALT BALLASTING

Tire volume 100%		Water filling 75%		Water/salt filling (75% / -30°C)				Total weight increase	
Litres	Gallons	Litres	Gallons	Water		Salt		kg	lbs
				Litres	Gallons	kg	lbs		
580	153	435	115	357	94	182	401	539	1188

(CaCl2, 75%, -30°C) Always use a tube when filled with water/salt.

TUBES AND VALVES

Tube product code	Tube valve
T545312	TR218A

NOKIAN TYRES FOREST KING F2 710/55-28.5 - T445570

Product code	Size	LI/SS	Ply rating	Reinforced code	TL/TT	Rim	Width (in)	Diameter (in)	Loaded static radius (in)	Rolling circumference (in)	Pressure (psi)	Max. inflation pressure (psi)	Tread depth (1/32 in)	Tread code
T445570	710/55-28.5	180A8 (187A2)	24	SF	TT	AG24.00	28.3	59.6	27.4	181.8	87	87	44	LS-2

LOAD CAPACITY FOR FORWARDER AND HARVESTER, LB

Pressure (psi)	Forestry service (LT)	Road			
	5 mph	12 mph	17.5 mph	25 mph	
23	9645	9625	8380	7825	
29	10750	10845	9435	8820	
35	11685	11530	10030	9370	
41	13230	13215	11495	10750	
46	13560	13560	11795	11025	
52	15210	15190	13205	12345	
58	16535	16680	14505	13560	
65	17635	17625	15335	14330	
73	18740	18705	16280	15210	
87	21495	21695	18870	17635	

WATER AND SALT BALLASTING

Tire volume 100%		Water filling 75%		Water/salt filling (75% / -30°C)				Total weight increase	
Litres	Gallons	Litres	Gallons	Water		Salt		kg	lbs
				Litres	Gallons	kg	lbs		
664	175	498	132	409	108	208	459	617	1360

(CaCl₂, 75%, -30°C) Always use a tube when filled with water/salt.

TUBES AND VALVES

Tube product code	Tube valve
T545543	TR218A

NOKIAN TYRES FOREST KING F2 780/50-28.5 - T445537

Product code	Size	LI/SS	Ply rating	Reinforced code	TL/TT	Rim	Width (in)	Diameter (in)	Loaded static radius (in)	Rolling circumference (in)	Pressure (psi)	Max. inflation pressure (psi)	Tread depth (1/32 in)	Tread code
T445537	780/50-28.5	182A8 (190A2)	24	SF	TT	AG26.00	30.8	59.6	27.4	181.8	87	87	44	LS-2

LOAD CAPACITY FOR FORWARDER AND HARVESTER, LB

Pressure (psi)	Forestry service (LT)	Road			
	5 mph	12 mph	17.5 mph	25 mph	
23	10195	10175	8850	8265	
29	11685	11530	10030	9370	
35	12345	12205	10615	9920	
41	13890	13965	12145	11355	
46	14330	14375	12500	11685	
52	16095	16270	14155	13230	
58	17635	17625	15335	14330	
65	18740	18705	16280	15210	
73	19840	19800	17220	16095	
87	23370	23050	20050	18740	

WATER AND SALT BALLASTING

Tire volume 100%		Water filling 75%		Water/salt filling (75% / -30°C)				Total weight increase	
Litres	Gallons	Litres	Gallons	Water		Salt		kg	lbs
				Litres	Gallons	kg	lbs		
705	186	529	140	434	115	221	488	655	1444

(CaCl₂, 75%, -30°C) Always use a tube when filled with water/salt.

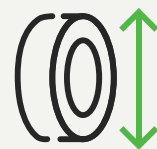
TUBES AND VALVES

Tube product code	Tube valve
T545543	TR218A

NOKIAN TYRES FOREST KING TRS 2

TRACTION TIRE FOR HARVESTERS AND FORWARDERS

- Aggressive tread design, square shape, sharp shoulders and high tread depth provide superb traction and lateral grip.
- Wide lug ends, lifted groove bottom in shoulder and considered pitch length give good performance in track and chain use.
- Strong diagonal structure with steel fortification gives excellent puncture protection. More protective compound on shoulders.



AVAILABLE SIZES

- 600/50-22.5 - T445618
- 710/40-22.5 - T445607
- 600/50-24.5 - T445639
- 710/40-24.5 - T445568
- 800/40-24.5 - T445718
- 600/55-26.5 - T445567
- 710/45-26.5 - T445566
- 710/45-26.5 - T445640
- 710/55-26.5 - T445801
- 750/55-26.5 - T445602
- 800/40-26.5 - T445594
- 710/55-28.5 - T445612
- 780/50-28.5 - T445581

NOKIAN TYRES FOREST KING TRS 2

ALL SIZES

Product code	Size	LI/SS	Ply rating	Reinforced code	TL/TT	Rim	Permitted rims	Width (in)	Diameter (in)	Loaded static radius (in)	Rolling circumference (in)	Pressure (psi)	Max. inflation pressure (psi)	Tread depth (1/32 in)	Tread code	Load capacity for Forestry service (LT), lb				Load capacity for Road, lb		
																Speed (mph)				Speed (mph)		
																5	12	17.5	25	12	17.5	25
T445618	600/50-22.5	159A8 (167A2)	20	SF	TT	AG20.00		23.5	46	21	139.8	73	80	53	LS-2	12015	11860	10320	9645			
T445607	710/40-22.5	161A8 (168A2)	20	SF	TT	AG24.00		27.8	46.1	21.1	140.5	73	80	53	LS-2	12345	12545	10915	10195			
T445639	600/50-24.5	164A8 (171A2)	20	SF	TT	AG20.00	AG22.00	23.7	48.4	22.3	147.2	80	80	60	LS-2	12345	12205	10615	9920			
T445568	710/40-24.5	163A8 (170A2)	20	SF	TT	AG24.00		27.3	48.5	22.4	147.9	73	80	60	LS-2	13230	13215	11495	10750			
T445718	800/40-24.5	169A8 (176A2)	20	SF	TT	AG28.00		30.9	49.3	22.3	149.9	73	80	60	LS-2	15655	15730	13680	12785			
T445567	600/55-26.5	165A8 (172A2)	20	SF	TT	AG20.00		23.5	53	24.4	161.3	73	80	60	LS-2	13890	13965	12145	11355			
T445566	710/45-26.5	168A8 (175A2)	20	SF	TT	AG24.00		27.6	53	24.3	161.5	73	80	60	LS-2	15210	15190	13205	12345			
T445640	710/45-26.5	173A8 (180A2)	24	SF	TT	AG24.00		27.6	53	24.3	162	87	87	60	LS-2	17635	17625	15335	14330			
T445801	710/55-26.5	179A8 (186A2)	24	SF	TT	AG24.00	AG22.00	27.4	59.2	27.1	179	87	87	62	LS-2	20945	21020	18285	17085			
T445602	750/55-26.5	182A8 (189A2)	24	SF	TT	AG24.00		29.7	58.1	26.5	177.1	87	87	62	LS-2	23370	23050	20050	18740			
T445594	800/40-26.5	170A8 (177A2)	20	SF	TT	AG28.00		31.4	52.9	24.4	161.3	73	80	60	LS-2	16095	16270	14155	13230			
T445612	710/55-28.5	180A8 (187A2)	24	SF	TT	AG24.00		28	59.6	27.3	181.8	87	87	62	LS-2	21495	21695	18870	17635			
T445581	780/50-28.5	182A8 (190A2)	24	SF	TT	AG26.00		30.8	59.6	27.2	181.5	87	87	62	LS-2	23370	23050	20050	18740			

NOKIAN TYRES FOREST KING TRS 2 600/50-22.5 - T445618

Product code	Size	LI/SS	Ply rating	Reinforced code	TL/TT	Rim	Width (in)	Diameter (in)	Loaded static radius (in)	Rolling circumference (in)	Pressure (psi)	Max. inflation pressure (psi)	Tread depth (1/32 in)	Tread code
T445618	600/50-22.5	159A8 (167A2)	20	SF	TT	AG20.00	23.5	46	21	139.8	73	80	53	LS-2

LOAD CAPACITY FOR FORWARDER AND HARVESTER, LB

Pressure (psi)	Forestry service (LT)	Road			
	5 mph	12 mph	17.5 mph	25 mph	
23	6010	6075	5280	4940	
29	6780	6780	5895	5510	
35	7385	7385	6425	6010	
41	8265	8335	7255	6780	
46	8820	8820	7670	7165	
52	9645	9625	8380	7825	
58	10470	10505	9140	8545	
65	11025	11190	9735	9095	
73	12015	11860	10320	9645	

WATER AND SALT BALLASTING

Tire volume 100%		Water filling 75%		Water/salt filling (75% / -30°C)				Total weight increase	
Litres	Gallons	Litres	Gallons	Water		Salt		kg	lbs
				Litres	Gallons	kg	lbs		
300	79	225	59	185	49	94	207	279	615

(CaCl₂, 75%, -30°C) Always use a tube when filled with water/salt.

TUBES AND VALVES

Tube product code	Tube valve
T55089	TR218A

NOKIAN TYRES FOREST KING TRS 2 710/40-22.5 - T445607

Product code	Size	LI/SS	Ply rating	Reinforced code	TL/TT	Rim	Width (in)	Diameter (in)	Loaded static radius (in)	Rolling circumference (in)	Pressure (psi)	Max. inflation pressure (psi)	Tread depth (1/32 in)	Tread code
T445607	710/40-22.5	161A8 (168A2)	20	SF	TT	AG24.00	27.8	46.1	21.1	140.5	73	80	53	LS-2

LOAD CAPACITY FOR FORWARDER AND HARVESTER, LB

Pressure (psi)	Forestry service (LT)	Road		
	5 mph	12 mph	17.5 mph	25 mph
23	6615	6590	5730	5355
29	7165	7185	6250	5840
35	7825	7860	6845	6395
41	8820	8820	7670	7165
46	9370	9360	8135	7605
52	10195	10175	8850	8265
58	11025	11190	9735	9095
65	12015	11860	10320	9645
73	12345	12545	10915	10195

WATER AND SALT BALLASTING

Tire volume 100%		Water filling 75%		Water/salt filling (75% / -30°C)				Total weight increase	
Litres	Gallons	Litres	Gallons	Water		Salt		kg	lbs
				Litres	Gallons	kg	lbs		
400	106	300	79	246	65	125	277	371	818

(CaCl2, 75%, -30°C) Always use a tube when filled with water/salt.

TUBES AND VALVES

Tube product code	Tube valve
T55092	TR218A

NOKIAN TYRES FOREST KING TRS 2 600/50-24.5 - T445639

Product code	Size	LI/SS	Ply rating	Reinforced code	TL/TT	Rim	Permitted rims	Width (in)	Diameter (in)	Loaded static radius (in)	Rolling circumference (in)	Pressure (psi)	Max. inflation pressure (psi)	Tread depth (1/32 in)	Tread code
T445639	600/50-24.5	164A8 (171A2)	20	SF	TT	AG20.00	AG22.00	23.7	48.4	22.3	147.2	80	80	60	LS-2

LOAD CAPACITY FOR FORWARDER AND HARVESTER, LB

Pressure (psi)	Forestry service (LT)	Road			
	5 mph	12 mph	17.5 mph	25 mph	
23	6395	6405	5565	5205	
29	6945	6980	6075	5675	
35	7605	7595	6605	6175	
41	8545	8545	7430	6945	
46	9095	9085	7905	7385	
52	9920	9900	8610	8045	
58	10750	10845	9435	8820	
65	11685	11530	10030	9370	
73	12345	12205	10615	9920	

WATER AND SALT BALLASTING

Tire volume 100%		Water filling 75%		Water/salt filling (75% / -30°C)				Total weight increase	
Litres	Gallons	Litres	Gallons	Water		Salt		kg	lbs
				Litres	Gallons	kg	lbs		
320	85	240	63	197	52	100	221	297	655

(CaCl₂, 75%, -30°C) Always use a tube when filled with water/salt.

TUBES AND VALVES

Tube product code	Tube valve
T545447	TR218A

NOKIAN TYRES FOREST KING TRS 2 710/40-24.5 - T445568

Product code	Size	LI/SS	Ply rating	Reinforced code	TL/TT	Rim	Width (in)	Diameter (in)	Loaded static radius (in)	Rolling circumference (in)	Pressure (psi)	Max. inflation pressure (psi)	Tread depth (1/32 in)	Tread code
T445568	710/40-24.5	163A8 (170A2)	20	SF	TT	AG24.00	27.3	48.5	22.4	147.9	73	80	60	LS-2

LOAD CAPACITY FOR FORWARDER AND HARVESTER, LB

Pressure (psi)	Forestry service (LT)	Road		
	5 mph	12 mph	17.5 mph	25 mph
23	6780	6780	5895	5510
29	7605	7595	6605	6175
35	8045	8135	7075	6615
41	9370	9360	8135	7605
46	9645	9625	8380	7825
52	10470	10505	9140	8545
58	11685	11530	10030	9370
65	12345	12545	10915	10195
73	13230	13215	11495	10750

WATER AND SALT BALLASTING

Tire volume 100%		Water filling 75%		Water/salt filling (75% / -30°C)				Total weight increase	
Litres	Gallons	Litres	Gallons	Water		Salt		kg	lbs
				Litres	Gallons	kg	lbs		
380	100	285	75	234	62	119	263	353	778

(CaCl2, 75%, -30°C) Always use a tube when filled with water/salt.

TUBES AND VALVES

Tube product code	Tube valve
T545448	TR218A

NOKIAN TYRES FOREST KING TRS 2 800/40-24.5 - T445718

Product code	Size	LI/SS	Ply rating	Reinforced code	TL/TT	Rim	Width (in)	Diameter (in)	Loaded static radius (in)	Rolling circumference (in)	Pressure (psi)	Max. inflation pressure (psi)	Tread depth (1/32 in)	Tread code
T445718	800/40-24.5	169A8 (176A2)	20	SF	TT	AG28.00	30.9	49.3	22.3	149.9	73	80	60	LS-2

LOAD CAPACITY FOR FORWARDER AND HARVESTER, LB

Pressure (psi)	Forestry service (LT)	Road			
	5 mph	12 mph	17.5 mph	25 mph	
23	8045	8135	7075	6615	
29	9095	9085	7905	7385	
35	9920	9900	8610	8045	
41	11025	11190	9735	9095	
46	11685	11530	10030	9370	
52	12785	12885	11210	10470	
58	13890	13965	12145	11355	
65	14770	14780	12855	12015	
73	15655	15730	13680	12785	

WATER AND SALT BALLASTING

Tire volume 100%		Water filling 75%		Water/salt filling (75% / -30°C)				Total weight increase	
Litres	Gallons	Litres	Gallons	Water		Salt		kg	lbs
				Litres	Gallons	kg	lbs		
435	115	326	86	268	71	136	301	404	891

(CaCl₂, 75%, -30°C) Always use a tube when filled with water/salt.

TUBES AND VALVES

Tube product code	Tube valve
T545448	TR218A

NOKIAN TYRES FOREST KING TRS 2 600/55-26.5 - T445567

Product code	Size	LI/SS	Ply rating	Reinforced code	TL/TT	Rim	Width (in)	Diameter (in)	Loaded static radius (in)	Rolling circumference (in)	Pressure (psi)	Max. inflation pressure (psi)	Tread depth (1/32 in)	Tread code
T445567	600/55-26.5	165A8 (172A2)	20	SF	TT	AG20.00	23.5	53	24.4	161.3	73	80	60	LS-2

LOAD CAPACITY FOR FORWARDER AND HARVESTER, LB

Pressure (psi)	Forestry service (LT)	Road		
	5 mph	12 mph	17.5 mph	25 mph
23	7165	7185	6250	5840
29	7825	7860	6845	6395
35	8545	8545	7430	6945
41	9645	9625	8380	7825
46	10195	10175	8850	8265
52	11025	11190	9735	9095
58	12345	12205	10615	9920
65	13230	13215	11495	10750
73	13890	13965	12145	11355

WATER AND SALT BALLASTING

Tire volume 100%		Water filling 75%		Water/salt filling (75% / -30°C)				Total weight increase	
Litres	Gallons	Litres	Gallons	Water		Salt		kg	lbs
				Litres	Gallons	kg	lbs		
386	102	290	76	238	63	121	267	359	791

(CaCl2, 75%, -30°C) Always use a tube when filled with water/salt.

TUBES AND VALVES

Tube product code	Tube valve
T55098	TR218A

NOKIAN TYRES FOREST KING TRS 2 710/45-26.5 - T445566

Product code	Size	LI/SS	Ply rating	Reinforced code	TL/TT	Rim	Width (in)	Diameter (in)	Loaded static radius (in)	Rolling circumference (in)	Pressure (psi)	Max. inflation pressure (psi)	Tread depth (1/32 in)	Tread code
T445566	710/45-26.5	168A8 (175A2)	20	SF	TT	AG24.00	27.6	53	24.3	161.5	73	80	60	LS-2

LOAD CAPACITY FOR FORWARDER AND HARVESTER, LB

Pressure (psi)	Forestry service (LT)	Road			
	5 mph	12 mph	17.5 mph	25 mph	
23	7825	7860	6845	6395	
29	8545	8545	7430	6945	
35	9370	9360	8135	7605	
41	10470	10505	9140	8545	
46	11025	11190	9735	9095	
52	12345	12205	10615	9920	
58	13230	13215	11495	10750	
65	14330	14375	12500	11685	
73	15210	15190	13205	12345	

WATER AND SALT BALLASTING

Tire volume 100%		Water filling 75%		Water/salt filling (75% / -30°C)				Total weight increase	
Litres	Gallons	Litres	Gallons	Water		Salt		kg	lbs
				Litres	Gallons	kg	lbs		
490	129	368	97	302	80	154	339	456	1005

(CaCl₂, 75%, -30°C) Always use a tube when filled with water/salt.

TUBES AND VALVES

Tube product code	Tube valve
T55099	TR218A

NOKIAN TYRES FOREST KING TRS 2 710/45-26.5 - T445640

Product code	Size	LI/SS	Ply rating	Reinforced code	TL/TT	Rim	Width (in)	Diameter (in)	Loaded static radius (in)	Rolling circumference (in)	Pressure (psi)	Max. inflation pressure (psi)	Tread depth (1/32 in)	Tread code
T445640	710/45-26.5	173A8 (180A2)	24	SF	TT	AG24.00	27.6	53	24.3	162	87	87	60	LS-2

LOAD CAPACITY FOR FORWARDER AND HARVESTER, LB

Pressure (psi)	Forestry service (LT)	Road			
	5 mph	12 mph	17.5 mph	25 mph	
23	7825	7860	6845	6395	
29	8545	8545	7430	6945	
35	9370	9360	8135	7605	
41	10470	10505	9140	8545	
46	11025	11190	9735	9095	
52	12345	12205	10615	9920	
58	13230	13215	11495	10750	
65	14330	14375	12500	11685	
73	15210	15190	13205	12345	
87	17635	17625	15335	14330	

WATER AND SALT BALLASTING

Tire volume 100%		Water filling 75%		Water/salt filling (75% / -30°C)				Total weight increase	
Litres	Gallons	Litres	Gallons	Water		Salt		kg	lbs
				Litres	Gallons	kg	lbs		
490	129	368	97	302	80	154	339	456	1005

(CaCl₂, 75%, -30°C) Always use a tube when filled with water/salt.

TUBES AND VALVES

Tube product code	Tube valve
T55099	TR218A

NOKIAN TYRES FOREST KING TRS 2 710/55-26.5 - T445801

Product code	Size	LI/SS	Ply rating	Reinforced code	TL/TT	Rim	Permitted rims	Width (in)	Diameter (in)	Loaded static radius (in)	Rolling circumference (in)	Pressure (psi)	Max. inflation pressure (psi)	Tread depth (1/32 in)	Tread code
T445801	710/55-26.5	179A8 (186A2)	24	SF	TT	AG24.00	AG22.00	27.4	59.2	27.1	179	87	87	62	LS-2

LOAD CAPACITY FOR FORWARDER AND HARVESTER, LB

Pressure (psi)	Forestry service (LT)	Road			
	5 mph	12 mph	17.5 mph	25 mph	
23	9370	9360	8135	7605	
29	10470	10505	9140	8545	
35	11025	11190	9735	9095	
41	12345	12545	10915	10195	
46	13230	13215	11495	10750	
52	14770	14780	12855	12015	
58	16095	16270	14155	13230	
65	17085	17085	14860	13890	
73	18190	18165	15805	14770	
87	20945	21020	18285	17085	

WATER AND SALT BALLASTING

Tire volume 100%		Water filling 75%		Water/salt filling (75% / -30°C)				Total weight increase	
Litres	Gallons	Litres	Gallons	Water		Salt		kg	lbs
				Litres	Gallons	kg	lbs		
580	153	435	115	357	94	182	401	539	1188

(CaCl₂, 75%, -30°C) Always use a tube when filled with water/salt.

TUBES AND VALVES

Tube product code	Tube valve
T55102	TR218A

NOKIAN TYRES FOREST KING TRS 2 750/55-26.5 - T445602

Product code	Size	LI/SS	Ply rating	Reinforced code	TL/TT	Rim	Width (in)	Diameter (in)	Loaded static radius (in)	Rolling circumference (in)	Pressure (psi)	Max. inflation pressure (psi)	Tread depth (1/32 in)	Tread code
T445602	750/55-26.5	182A8 (189A2)	24	SF	TT	AG24.00	29.7	58.1	26.5	177.1	87	87	62	LS-2

LOAD CAPACITY FOR FORWARDER AND HARVESTER, LB

Pressure (psi)	Forestry service (LT)	Road			
	5 mph	12 mph	17.5 mph	25 mph	
23	10195	10175	8850	8265	
29	11025	11190	9735	9095	
35	12345	12205	10615	9920	
41	13890	13965	12145	11355	
46	14330	14375	12500	11685	
52	15655	15730	13680	12785	
58	17635	17625	15335	14330	
65	18740	18705	16280	15210	
73	19840	19800	17220	16095	
87	23370	23050	20050	18740	

WATER AND SALT BALLASTING

Tire volume 100%		Water filling 75%		Water/salt filling (75% / -30°C)				Total weight increase	
Litres	Gallons	Litres	Gallons	Water		Salt		kg	lbs
				Litres	Gallons	kg	lbs		
620	164	465	123	382	101	195	429	577	1272

(CaCl₂, 75%, -30°C) Always use a tube when filled with water/salt.

TUBES AND VALVES

Tube product code	Tube valve
T55102	TR218A

NOKIAN TYRES FOREST KING TRS 2 800/40-26.5 - T445594

Product code	Size	LI/SS	Ply rating	Reinforced code	TL/TT	Rim	Width (in)	Diameter (in)	Loaded static radius (in)	Rolling circumference (in)	Pressure (psi)	Max. inflation pressure (psi)	Tread depth (1/32 in)	Tread code
T445594	800/40-26.5	170A8 (177A2)	20	SF	TT	AG28.00	31.4	52.9	24.4	161.3	73	80	60	LS-2

LOAD CAPACITY FOR FORWARDER AND HARVESTER, LB

Pressure (psi)	Forestry service (LT)	Road			
	5 mph	12 mph	17.5 mph	25 mph	
23	8545	8545	7430	6945	
29	9370	9360	8135	7605	
35	10195	10175	8850	8265	
41	11685	11530	10030	9370	
46	12015	11860	10320	9645	
52	13230	13215	11495	10750	
58	14330	14375	12500	11685	
65	15655	15730	13680	12785	
73	16095	16270	14155	13230	

WATER AND SALT BALLASTING

Tire volume 100%		Water filling 75%		Water/salt filling (75% / -30°C)				Total weight increase	
Litres	Gallons	Litres	Gallons	Water		Salt		kg	lbs
				Litres	Gallons	kg	lbs		
570	151	428	113	351	93	179	394	530	1168

(CaCl2, 75%, -30°C) Always use a tube when filled with water/salt.

TUBES AND VALVES

Tube product code	Tube valve
T545312	TR218A

NOKIAN TYRES FOREST KING TRS 2 710/55-28.5 - T445612

Product code	Size	LI/SS	Ply rating	Reinforced code	TL/TT	Rim	Width (in)	Diameter (in)	Loaded static radius (in)	Rolling circumference (in)	Pressure (psi)	Max. inflation pressure (psi)	Tread depth (1/32 in)	Tread code
T445612	710/55-28.5	180A8 (187A2)	24	SF	TT	AG24.00	28	59.6	27.3	181.8	87	87	62	LS-2

LOAD CAPACITY FOR FORWARDER AND HARVESTER, LB

Pressure (psi)	Forestry service (LT)	Road			
	5 mph	12 mph	17.5 mph	25 mph	
23	9645	9625	8380	7825	
29	10750	10845	9435	8820	
35	11685	11530	10030	9370	
41	13230	13215	11495	10750	
46	13560	13560	11795	11025	
52	15210	15190	13205	12345	
58	16535	16680	14505	13560	
65	17635	17625	15335	14330	
73	18740	18705	16280	15210	
87	21495	21695	18870	17635	

WATER AND SALT BALLASTING

Tire volume 100%		Water filling 75%		Water/salt filling (75% / -30°C)				Total weight increase	
Litres	Gallons	Litres	Gallons	Water		Salt		kg	lbs
				Litres	Gallons	kg	lbs		
620	164	465	123	382	101	195	429	577	1272

(CaCl₂, 75%, -30°C) Always use a tube when filled with water/salt.

TUBES AND VALVES

Tube product code	Tube valve
T545543	TR218A

NOKIAN TYRES FOREST KING TRS 2 780/50-28.5 - T445581

Product code	Size	LI/SS	Ply rating	Reinforced code	TL/TT	Rim	Width (in)	Diameter (in)	Loaded static radius (in)	Rolling circumference (in)	Pressure (psi)	Max. inflation pressure (psi)	Tread depth (1/32 in)	Tread code
T445581	780/50-28.5	182A8 (190A2)	24	SF	TT	AG26.00	30.8	59.6	27.2	181.5	87	87	62	LS-2

LOAD CAPACITY FOR FORWARDER AND HARVESTER, LB

Pressure (psi)	Forestry service (LT)	Road			
	5 mph	12 mph	17.5 mph	25 mph	
23	10195	10175	8850	8265	
29	11685	11530	10030	9370	
35	12345	12205	10615	9920	
41	13890	13965	12145	11355	
46	14330	14375	12500	11685	
52	16095	16270	14155	13230	
58	17635	17625	15335	14330	
65	18740	18705	16280	15210	
73	19840	19800	17220	16095	
87	23370	23050	20050	18740	

WATER AND SALT BALLASTING

Tire volume 100%		Water filling 75%		Water/salt filling (75% / -30°C)				Total weight increase	
Litres	Gallons	Litres	Gallons	Water		Salt		kg	lbs
				Litres	Gallons	kg	lbs		
675	178	506	134	415	110	212	467	627	1382

(CaCl₂, 75%, -30°C) Always use a tube when filled with water/salt.

TUBES AND VALVES

Tube product code	Tube valve
T545543	TR218A

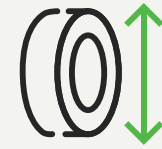
NOKIAN TYRES FOREST KING TRS 2+

TRACTION TIRE FOR 6WD HARVESTERS AND FORWARDERS

- Aggressive tread design, square shape, sharp shoulders and high tread depth provide superb traction and lateral grip
- Special tread design with extra wing bars give excellent support, traction and protection in chain and wheel track use
- Strong 24PR diagonal structure with steel fortification gives excellent puncture protection and impressive stability



2024-04-20



AVAILABLE SIZES

- 600/65-34 - T445714
- 710/70-34 - T445716
- 710/55-34 - T445715

NOKIAN TYRES FOREST KING TRS 2+

ALL SIZES

Product code	Size	LI/SS	Ply rating	Reinforced code	TL/TT	Rim	Permitted rims	Width (in)	Diameter (in)	Loaded static radius (in)	Rolling circumference (in)	Pressure (psi)	Max. inflation pressure (psi)	Tread depth (1/32 in)	Tread code	Load capacity for Forestry service (LT), lb	Load capacity for Road, lb				
																	Speed (mph)				
																	5	12	17.5	25	30
T445714	600/65-34	169A8 (176A2)	24	SF	TT	DW20B		24.2	64.5	29.3	195.4	58	58	63	LS-2	15655	19180	15730	13680	12785	11640
T445715	710/55-34	173A8 (180A2)	24	SF	TT	DW24B	DW23B	28.1	64.3	29.1	195.2	58	58	63	LS-2	17635	21495	17625	15335	14330	13040
T445716	710/70-34	181A8 (188A2)	24	SF	TT	DW23B	DW24B, DW25B	29.3	72.2	32.3	218.7	58	58	67	LS-2	22045	27280	22375	19465	18190	16555

NOKIAN TYRES FOREST KING TRS 2+ 600/65-34 - T445714

Product code	Size	LI/SS	Ply rating	Reinforced code	TL/TT	Rim	Width (in)	Diameter (in)	Loaded static radius (in)	Rolling circumference (in)	Pressure (psi)	Max. inflation pressure (psi)	Tread depth (1/32 in)	Tread code
T445714	600/65-34	169A8 (176A2)	24	SF	TT	DW20B	24.2	64.5	29.3	195.4	58	58	63	LS-2

LOAD CAPACITY FOR FORWARDER AND HARVESTER, LB

Pressure (psi)	Forestry service (LT)	Road				
	5 mph	5 mph	12 mph	17.5 mph	25 mph	30 mph
23	9645	11740	9625	8380	7825	7120
29	10470	12820	10505	9140	8545	7770
35	11025	13645	11190	9735	9095	8280
41	12345	15300	12545	10915	10195	9280
46	13230	16125	13215	11495	10750	9780
52	14330	17525	14375	12500	11685	10635
58	15655	19180	15730	13680	12785	11640

WATER AND SALT BALLASTING

Tire volume 100%		Water filling 75%		Water/salt filling (75% / -30°C)				Total weight increase	
Litres	Gallons	Litres	Gallons	Water		Salt		kg	lbs
				Litres	Gallons	kg	lbs		
565	149	424	112	348	92	177	391	525	1157

(CaCl2, 75%, -30°C) Always use a tube when filled with water/salt.

TUBES AND VALVES

Tube product code	Tube valve
T55394	TR218A

NOKIAN TYRES FOREST KING TRS 2+ 710/55-34 - T445715

Product code	Size	LI/SS	Ply rating	Reinforced code	TL/TT	Rim	Permitted rims	Width (in)	Diameter (in)	Loaded static radius (in)	Rolling circumference (in)	Pressure (psi)	Max. inflation pressure (psi)	Tread depth (1/32 in)	Tread code
T445715	710/55-34	173A8 (180A2)	24	SF	TT	DW24B	DW23B	28.1	64.3	29.1	195.2	58	58	63	LS-2

LOAD CAPACITY FOR FORWARDER AND HARVESTER, LB

Pressure (psi)	Forestry service (LT)	Road				
	5 mph	5 mph	12 mph	17.5 mph	25 mph	30 mph
23	10470	12820	10505	9140	8545	7770
29	11685	14055	11530	10030	9370	8530
35	12345	15300	12545	10915	10195	9280
41	14330	17525	14375	12500	11685	10635
46	14770	18025	14780	12855	12015	10935
52	16095	19840	16270	14155	13230	12035
58	17635	21495	17625	15335	14330	13040

WATER AND SALT BALLASTING

Tire volume 100%		Water filling 75%		Water/salt filling (75% / -30°C)				Total weight increase	
Litres	Gallons	Litres	Gallons	Water		Salt		kg	lbs
				Litres	Gallons	kg	lbs		
673	178	505	133	414	109	211	465	625	1378

(CaCl₂, 75%, -30°C) Always use a tube when filled with water/salt.

TUBES AND VALVES

Tube product code	Tube valve
T55394	TR218A

NOKIAN TYRES FOREST KING TRS 2+ 710/70-34 - T445716

Product code	Size	LI/SS	Ply rating	Reinforced code	TL/ TT	Rim	Permitted rims	Width (in)	Diameter (in)	Loaded static radius (in)	Rolling circumference (in)	Pressure (psi)	Max. inflation pressure (psi)	Tread depth (1/32 in)	Tread code
T445716	710/70-34	181A8 (188A2)	24	SF	TT	DW23B	DW24B, DW25B	29.3	72.2	32.3	218.7	58	58	67	LS-2

LOAD CAPACITY FOR FORWARDER AND HARVESTER, LB

Pressure (psi)	Forestry service (LT)	Road				
	5 mph	5 mph	12 mph	17.5 mph	25 mph	30 mph
23	13560	16535	13560	11795	11025	10030
29	15210	18520	15190	13205	12345	11235
35	15655	19180	15730	13680	12785	11640
41	17635	21495	17625	15335	14330	13040
46	18190	22155	18165	15805	14770	13435
52	20395	24800	20340	17690	16535	15045
58	22045	27280	22375	19465	18190	16555

WATER AND SALT BALLASTING

Tire volume 100%		Water filling 75%		Water/salt filling (75% / -30°C)				Total weight increase	
Litres	Gallons	Litres	Gallons	Water		Salt		kg	lbs
Litres	Gallons	Litres	Gallons	Litres	Gallons	kg	lbs	kg	lbs
925	244	694	183	569	150	290	640	859	1894

(CaCl₂, 75%, -30°C) Always use a tube when filled with water/salt.

TUBES AND VALVES

Tube product code	Tube valve
T55388	TR218A

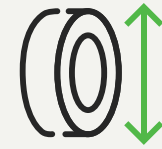
NOKIAN TYRES FOREST KING TRS L-2

RELIABLE GRIP AND TRACTION

- Wide and high pattern lugs for good mobility and operating comfort
- Optimised lug angle and sharp tire shoulders providing excellent lateral grip
- Steel protection against punctures



2024-04-20



AVAILABLE SIZES

- 650/60-26.5 - T445395

NOKIAN TYRES FOREST KING TRS L-2

ALL SIZES

Product code	Size	LI/SS	Ply rating	Reinforced code	TL/TT	Rim	Width (in)	Diameter (in)	Loaded static radius (in)	Rolling circumference (in)	Pressure (psi)	Max. inflation pressure (psi)	Tread depth (1/32 in)	Tread code	Load capacity for Forestry service (LT), lb	Load capacity for Road, lb		
															Speed (mph)	Speed (mph)		
															5	12	17.5	25
T445395	650/60-26.5	172A8 (179A2)	20	SF	TT	AG20.00	25.8	58.2	26.6	175.9	73	80	63	L-2	17085	17085	14860	13890

NOKIAN TYRES FOREST KING TRS L-2 650/60-26.5 - T445395

Product code	Size	LI/SS	Ply rating	Reinforced code	TL/TT	Rim	Width (in)	Diameter (in)	Loaded static radius (in)	Rolling circumference (in)	Pressure (psi)	Max. inflation pressure (psi)	Tread depth (1/32 in)	Tread code
T445395	650/60-26.5	172A8 (179A2)	20	SF	TT	AG20.00	25.8	58.2	26.6	175.9	73	80	63	L-2

LOAD CAPACITY FOR FORWARDER AND HARVESTER, LB

Pressure (psi)	Forestry service (LT)	Road			
	5 mph	12 mph	17.5 mph	25 mph	
23	8820	8820	7670	7165	
29	9920	9900	8610	8045	
35	10470	10505	9140	8545	
41	12015	11860	10320	9645	
46	12345	12545	10915	10195	
52	13560	13560	11795	11025	
58	15210	15190	13205	12345	
65	16095	16270	14155	13230	
73	17085	17085	14860	13890	

WATER AND SALT BALLASTING

Tire volume 100%		Water filling 75%		Water/salt filling (75% / -30°C)				Total weight increase	
Litres	Gallons	Litres	Gallons	Water		Salt		kg	lbs
				Litres	Gallons	kg	lbs		
550	145	413	109	338	89	173	380	511	1127

(CaCl2, 75%, -30°C) Always use a tube when filled with water/salt.

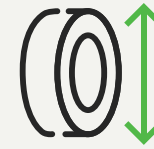
TUBES AND VALVES

Tube product code	Tube valve
T55102	TR218A

NOKIAN TYRES NORDMAN FOREST ELS L-2

COST-EFFICIENT REPLACEMENT TIRE FOR HARVESTERS AND FORWARDERS

- Strong and reliable diagonal structure with steel fortification gives excellent puncture protection in demanding forestry conditions.
- The existing tracks designed for Forest King ELS L-2 are applicable to Nordman Forest ELS L-2, making it a perfect option as a replacement tire.
- The design of the tire provides good performance in track and chain use.



AVAILABLE SIZES

- 600/50-22.5 - T445623

NOKIAN TYRES NORDMAN FOREST ELS L-2

ALL SIZES

Product code	Size	LI/SS	Ply rating	Reinforced code	TL/TT	Rim	Width (in)	Diameter (in)	Loaded static radius (in)	Rolling circumference (in)	Pressure (psi)	Max. inflation pressure (psi)	Tread depth (1/32 in)	Tread code	Load capacity for Forestry service (LT), lb	Load capacity for Road, lb		
															Speed (mph)	Speed (mph)		
															5	12	17.5	25
T445623	600/50-22.5	149A8 (156A2)	16	SF	TT	AG20.00	23.9	45.8	21.4	139.5	46	58	40	LS-2	8820	8820	7670	7165

NOKIAN TYRES NORDMAN FOREST ELS L-2 600/50-22.5 - T445623

Product code	Size	LI/SS	Ply rating	Reinforced code	TL/TT	Rim	Width (in)	Diameter (in)	Loaded static radius (in)	Rolling circumference (in)	Pressure (psi)	Max. inflation pressure (psi)	Tread depth (1/32 in)	Tread code
T445623	600/50-22.5	149A8 (156A2)	16	SF	TT	AG20.00	23.9	45.8	21.4	139.5	46	58	40	LS-2

LOAD CAPACITY FOR FORWARDER AND HARVESTER, LB

Pressure (psi)	Forestry service (LT)	Road		
	5 mph	12 mph	17.5 mph	25 mph
23	6010	6075	5280	4940
29	6780	6780	5895	5510
35	7385	7385	6425	6010
41	8265	8335	7255	6780
46	8820	8820	7670	7165

WATER AND SALT BALLASTING

Tire volume 100%		Water filling 75%		Water/salt filling (75% / -30°C)				Total weight increase	
Litres	Gallons	Litres	Gallons	Water		Salt		kg	lbs
				Litres	Gallons	kg	lbs		
350	92	263	69	215	57	110	242	325	717

(CaCl₂, 75%, -30°C) Always use a tube when filled with water/salt.

TUBES AND VALVES

Tube product code	Tube valve
T55089	TR218A

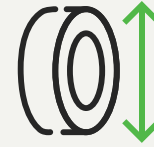
NOKIAN TYRES NORDMAN FOREST F

COST-EFFICIENT REPLACEMENT TIRE FOR HARVESTERS AND FORWARDERS

- Strong and reliable diagonal structure with steel fortification gives excellent puncture protection in demanding forestry conditions.
- The design of the tire provides good performance in track and chain use.



2024-04-20



AVAILABLE SIZES

- 710/40-22.5 - T445625
- 710/40-24.5 - T445599
- 600/55-26.5 - T445598
- 710/45-26.5 - T445565
- 750/55-26.5 - T445597

NOKIAN TYRES NORDMAN FOREST F

ALL SIZES

Product code	Size	LI/SS	Ply rating	Reinforced code	TL/TT	Rim	Width (in)	Diameter (in)	Loaded static radius (in)	Rolling circumference (in)	Pressure (psi)	Max. inflation pressure (psi)	Tread depth (1/32 in)	Tread code	Load capacity for Forestry service (LT), lb	Load capacity for Road, lb		
															Speed (mph)	Speed (mph)		
															5	12	17.5	25
T445625	710/40-22.5	151A8 (158A2)	16	SF	TT	AG24.00	27.6	45.8	21.2	139.5	46	58	35	LS-2	9370	9360	8135	7605
T445599	710/40-24.5	163A8 (170A2)	20	SF	TT	AG24.00	27.8	48.1	22.6	146.8	73	80	37	LS-2	13230	13215	11495	10750
T445598	600/55-26.5	165A8 (172A2)	20	SF	TT	AG20.00	24.2	52.7	24.6	160	73	80	40	LS-2	13890	13965	12145	11355
T445565	710/45-26.5	168A8 (175A2)	20	SF	TT	AG24.00	28	53	24.5	159.3	73	80	38	LS-2	15210	15190	13205	12345
T445597	750/55-26.5	177A8 (184A2)	20	SF	TT	AG24.00	30	58.1	26.8	175.9	73	80	40	LS-2	19840	19800	17220	16095

NOKIAN TYRES NORDMAN FOREST F 710/40-22.5 - T445625

Product code	Size	LI/SS	Ply rating	Reinforced code	TL/TT	Rim	Width (in)	Diameter (in)	Loaded static radius (in)	Rolling circumference (in)	Pressure (psi)	Max. inflation pressure (psi)	Tread depth (1/32 in)	Tread code
T445625	710/40-22.5	151A8 (158A2)	16	SF	TT	AG24.00	27.6	45.8	21.2	139.5	46	58	35	LS-2

LOAD CAPACITY FOR FORWARDER AND HARVESTER, LB

Pressure (psi)	Forestry service (LT)	Road		
	5 mph	12 mph	17.5 mph	25 mph
23	6615	6590	5730	5355
29	7165	7185	6250	5840
35	7825	7860	6845	6395
41	8820	8820	7670	7165
46	9370	9360	8135	7605

WATER AND SALT BALLASTING

Tire volume 100%		Water filling 75%		Water/salt filling (75% / -30°C)				Total weight increase	
Litres	Gallons	Litres	Gallons	Water		Salt		kg	lbs
				Litres	Gallons	kg	lbs		
400	106	300	79	246	65	125	277	371	818

(CaCl₂, 75%, -30°C) Always use a tube when filled with water/salt.

TUBES AND VALVES

Tube product code	Tube valve
T55092	TR218A

NOKIAN TYRES NORDMAN FOREST F 710/40-24.5 - T445599

Product code	Size	LI/SS	Ply rating	Reinforced code	TL/TT	Rim	Width (in)	Diameter (in)	Loaded static radius (in)	Rolling circumference (in)	Pressure (psi)	Max. inflation pressure (psi)	Tread depth (1/32 in)	Tread code
T445599	710/40-24.5	163A8 (170A2)	20	SF	TT	AG24.00	27.8	48.1	22.6	146.8	73	80	37	LS-2

LOAD CAPACITY FOR FORWARDER AND HARVESTER, LB

Pressure (psi)	Forestry service (LT)	Road			
	5 mph	12 mph	17.5 mph	25 mph	
23	6780	6780	5895	5510	
29	7605	7595	6605	6175	
35	8045	8135	7075	6615	
41	9370	9360	8135	7605	
46	9645	9625	8380	7825	
52	10470	10505	9140	8545	
58	11685	11530	10030	9370	
65	12345	12545	10915	10195	
73	13230	13215	11495	10750	

WATER AND SALT BALLASTING

Tire volume 100%		Water filling 75%		Water/salt filling (75% / -30°C)				Total weight increase	
Litres	Gallons	Litres	Gallons	Water		Salt		kg	lbs
				Litres	Gallons	kg	lbs		
384	101	288	76	236	62	120	266	356	785

(CaCl2, 75%, -30°C) Always use a tube when filled with water/salt.

TUBES AND VALVES

Tube product code	Tube valve
T545448	TR218A

NOKIAN TYRES NORDMAN FOREST F 600/55-26.5 - T445598

Product code	Size	LI/SS	Ply rating	Reinforced code	TL/TT	Rim	Width (in)	Diameter (in)	Loaded static radius (in)	Rolling circumference (in)	Pressure (psi)	Max. inflation pressure (psi)	Tread depth (1/32 in)	Tread code
T445598	600/55-26.5	165A8 (172A2)	20	SF	TT	AG20.00	24.2	52.7	24.6	160	73	80	40	LS-2

LOAD CAPACITY FOR FORWARDER AND HARVESTER, LB

Pressure (psi)	Forestry service (LT)	Road		
	5 mph	12 mph	17.5 mph	25 mph
23	7165	7185	6250	5840
29	7825	7860	6845	6395
35	8545	8545	7430	6945
41	9645	9625	8380	7825
46	10195	10175	8850	8265
52	11025	11190	9735	9095
58	12345	12205	10615	9920
65	13230	13215	11495	10750
73	13890	13965	12145	11355

WATER AND SALT BALLASTING

Tire volume 100%		Water filling 75%		Water/salt filling (75% / -30°C)				Total weight increase	
Litres	Gallons	Litres	Gallons	Water		Salt		kg	lbs
				Litres	Gallons	kg	lbs		
430	114	323	85	265	70	135	297	400	882

(CaCl2, 75%, -30°C) Always use a tube when filled with water/salt.

TUBES AND VALVES

Tube product code	Tube valve
T55098	TR218A

NOKIAN TYRES NORDMAN FOREST F 710/45-26.5 - T445565

Product code	Size	LI/SS	Ply rating	Reinforced code	TL/TT	Rim	Width (in)	Diameter (in)	Loaded static radius (in)	Rolling circumference (in)	Pressure (psi)	Max. inflation pressure (psi)	Tread depth (1/32 in)	Tread code
T445565	710/45-26.5	168A8 (175A2)	20	SF	TT	AG24.00	28	53	24.5	159.3	73	80	38	LS-2

LOAD CAPACITY FOR FORWARDER AND HARVESTER, LB

Pressure (psi)	Forestry service (LT)	Road			
	5 mph	12 mph	17.5 mph	25 mph	
23	7825	7860	6845	6395	
29	8545	8545	7430	6945	
35	9370	9360	8135	7605	
41	10470	10505	9140	8545	
46	11025	11190	9735	9095	
52	12345	12205	10615	9920	
58	13230	13215	11495	10750	
65	14330	14375	12500	11685	
73	15210	15190	13205	12345	

WATER AND SALT BALLASTING

Tire volume 100%		Water filling 75%		Water/salt filling (75% / -30°C)				Total weight increase	
Litres	Gallons	Litres	Gallons	Water		Salt		kg	lbs
				Litres	Gallons	kg	lbs		
500	132	375	99	308	81	157	346	465	1025

(CaCl2, 75%, -30°C) Always use a tube when filled with water/salt.

TUBES AND VALVES

Tube product code	Tube valve
T55099	TR218A

NOKIAN TYRES NORDMAN FOREST F 750/55-26.5 - T445597

Product code	Size	LI/SS	Ply rating	Reinforced code	TL/TT	Rim	Width (in)	Diameter (in)	Loaded static radius (in)	Rolling circumference (in)	Pressure (psi)	Max. inflation pressure (psi)	Tread depth (1/32 in)	Tread code
T445597	750/55-26.5	177A8 (184A2)	20	SF	TT	AG24.00	30	58.1	26.8	175.9	73	80	40	LS-2

LOAD CAPACITY FOR FORWARDER AND HARVESTER, LB

Pressure (psi)	Forestry service (LT)	Road			
	5 mph	12 mph	17.5 mph	25 mph	
23	10195	10175	8850	8265	
29	11025	11190	9735	9095	
35	12345	12205	10615	9920	
41	13890	13965	12145	11355	
46	14330	14375	12500	11685	
52	15655	15730	13680	12785	
58	17635	17625	15335	14330	
65	18740	18705	16280	15210	
73	19840	19800	17220	16095	

WATER AND SALT BALLASTING

Tire volume 100%		Water filling 75%		Water/salt filling (75% / -30°C)				Total weight increase	
Litres	Gallons	Litres	Gallons	Water		Salt		kg	lbs
				Litres	Gallons	kg	lbs		
650	172	488	129	400	106	204	450	604	1332

(CaCl2, 75%, -30°C) Always use a tube when filled with water/salt.

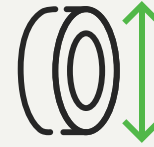
TUBES AND VALVES

Tube product code	Tube valve
T55102	TR218A

NOKIAN TYRES NORDMAN FOREST TRS L-2

COST-EFFICIENT REPLACEMENT TIRE FOR HARVESTERS AND FORWARDERS

- Strong and reliable diagonal structure with steel fortification gives excellent puncture protection in demanding forestry conditions.
- The existing tracks designed for Forest King TRS L-2 are applicable to Nordman Forest TRS L-2, making it a perfect option as a replacement tire.
- Good terrain mobility due to aggressive tread design with high tread depth.



AVAILABLE SIZES

- 600/50-22.5 - T445622
- 710/40-22.5 - T445624
- 600/55-26.5 - T445527
- 710/45-26.5 - T445541
- 750/55-26.5 - T445528
- 600/65-34 - T445475
- 700/55-34 - T445476
- 700/70-34 - T445596



NOKIAN TYRES NORDMAN FOREST TRS L-2

ALL SIZES

Product code	Size	LI/SS	Ply rating	Reinforced code	TL/TT	Rim	Permitted rims	Width (in)	Diameter (in)	Loaded static radius (in)	Rolling circumference (in)	Pressure (psi)	Max. inflation pressure (psi)	Tread depth (1/32 in)	Tread code	Load capacity for Forestry service (LT), lb	Load capacity for Road, lb		
																Speed (mph)	Speed (mph)		
																5	12	17.5	25
T445622	600/50-22.5	149A8 (156A2)	16	SF	TT	AG20.00		23.8	46	21.5	139.5	46	58	53	LS-2	8820	8820	7670	7165
T445624	710/40-22.5	151A8 (158A2)	16	SF	TT	AG24.00		27.8	46	21.2	139.3	46	58	53	LS-2	9370	9360	8135	7605
T445527	600/55-26.5	165A8 (172A2)	20	SF	TT	AG20.00		24.1	53	24.3	160	73	80	60	LS-2	13890	13965	12145	11355
T445541	710/45-26.5	168A8 (175A2)	20	SF	TT	AG24.00		28	53	23.9	160.5	73	80	60	LS-2	15210	15190	13205	12345
T445528	750/55-26.5	177A8 (184A2)	20	SF	TT	AG24.00		29.6	58.3	26.5	175.6	73	80	63	LS-2	19840	19800	17220	16095
T445475	600/65-34	163A8 (170A2)	20	SF	TT	DW20B		24.2	64.7	29.7	195.4	46	52	64	LS-2	13230	13215	11495	10750
T445476	700/55-34	166A8 (173A2)	20	SF	TT	DW24B	DW23B	27.9	64.3	29.6	194.4	46	52	64	LS-2	14330	14375	12500	11685
T445596	700/70-34	173A8 (180A2)	20	SF	TT	DW20B	DW23B, DW24B	28.5	72.8	33.1	218.2	46	52	67	LS-2	17635	17625	15335	14330

NOKIAN TYRES NORDMAN FOREST TRS L-2 600/50-22.5 - T445622

Product code	Size	LI/SS	Ply rating	Reinforced code	TL/TT	Rim	Width (in)	Diameter (in)	Loaded static radius (in)	Rolling circumference (in)	Pressure (psi)	Max. inflation pressure (psi)	Tread depth (1/32 in)	Tread code
T445622	600/50-22.5	149A8 (156A2)	16	SF	TT	AG20.00	23.8	46	21.5	139.5	46	58	53	LS-2

LOAD CAPACITY FOR FORWARDER AND HARVESTER, LB

Pressure (psi)	Forestry service (LT)	Road		
	5 mph	12 mph	17.5 mph	25 mph
23	6010	6075	5280	4940
29	6780	6780	5895	5510
35	7385	7385	6425	6010
41	8265	8335	7255	6780
46	8820	8820	7670	7165

WATER AND SALT BALLASTING

Tire volume 100%		Water filling 75%		Water/salt filling (75% / -30°C)				Total weight increase	
Litres	Gallons	Litres	Gallons	Water		Salt		kg	lbs
				Litres	Gallons	kg	lbs		
335	88	251	66	206	54	105	232	311	686

(CaCl₂, 75%, -30°C) Always use a tube when filled with water/salt.

TUBES AND VALVES

Tube product code	Tube valve
T55089	TR218A

NOKIAN TYRES NORDMAN FOREST TRS L-2 710/40-22.5 - T445624

Product code	Size	LI/SS	Ply rating	Reinforced code	TL/TT	Rim	Width (in)	Diameter (in)	Loaded static radius (in)	Rolling circumference (in)	Pressure (psi)	Max. inflation pressure (psi)	Tread depth (1/32 in)	Tread code
T445624	710/40-22.5	151A8 (158A2)	16	SF	TT	AG24.00	27.8	46	21.2	139.3	46	58	53	LS-2

LOAD CAPACITY FOR FORWARDER AND HARVESTER, LB

Pressure (psi)	Forestry service (LT)	Road		
	5 mph	12 mph	17.5 mph	25 mph
23	6615	6590	5730	5355
29	7165	7185	6250	5840
35	7825	7860	6845	6395
41	8820	8820	7670	7165
46	9370	9360	8135	7605

WATER AND SALT BALLASTING

Tire volume 100%		Water filling 75%		Water/salt filling (75% / -30°C)				Total weight increase	
Litres	Gallons	Litres	Gallons	Water		Salt		kg	lbs
				Litres	Gallons	kg	lbs		
400	106	300	79	246	65	125	277	371	818

(CaCl₂, 75%, -30°C) Always use a tube when filled with water/salt.

TUBES AND VALVES

Tube product code	Tube valve
T55092	TR218A

NOKIAN TYRES NORDMAN FOREST TRS L-2 600/55-26.5 - T445527

Product code	Size	LI/SS	Ply rating	Reinforced code	TL/TT	Rim	Width (in)	Diameter (in)	Loaded static radius (in)	Rolling circumference (in)	Pressure (psi)	Max. inflation pressure (psi)	Tread depth (1/32 in)	Tread code
T445527	600/55-26.5	165A8 (172A2)	20	SF	TT	AG20.00	24.1	53	24.3	160	73	80	60	LS-2

LOAD CAPACITY FOR FORWARDER AND HARVESTER, LB

Pressure (psi)	Forestry service (LT)	Road		
	5 mph	12 mph	17.5 mph	25 mph
23	7165	7185	6250	5840
29	7825	7860	6845	6395
35	8545	8545	7430	6945
41	9645	9625	8380	7825
46	10195	10175	8850	8265
52	11025	11190	9735	9095
58	12345	12205	10615	9920
65	13230	13215	11495	10750
73	13890	13965	12145	11355

WATER AND SALT BALLASTING

Tire volume 100%		Water filling 75%		Water/salt filling (75% / -30°C)				Total weight increase	
Litres	Gallons	Litres	Gallons	Water		Salt		kg	lbs
				Litres	Gallons	kg	lbs		
386	102	290	76	238	63	121	267	359	791

(CaCl2, 75%, -30°C) Always use a tube when filled with water/salt.

TUBES AND VALVES

Tube product code	Tube valve
T55098	TR218A

NOKIAN TYRES NORDMAN FOREST TRS L-2 710/45-26.5 - T445541

Product code	Size	LI/SS	Ply rating	Reinforced code	TL/TT	Rim	Width (in)	Diameter (in)	Loaded static radius (in)	Rolling circumference (in)	Pressure (psi)	Max. inflation pressure (psi)	Tread depth (1/32 in)	Tread code
T445541	710/45-26.5	168A8 (175A2)	20	SF	TT	AG24.00	28	53	23.9	160.5	73	80	60	LS-2

LOAD CAPACITY FOR FORWARDER AND HARVESTER, LB

Pressure (psi)	Forestry service (LT)	Road			
	5 mph	12 mph	17.5 mph	25 mph	
23	7825	7860	6845	6395	
29	8545	8545	7430	6945	
35	9370	9360	8135	7605	
41	10470	10505	9140	8545	
46	11025	11190	9735	9095	
52	12345	12205	10615	9920	
58	13230	13215	11495	10750	
65	14330	14375	12500	11685	
73	15210	15190	13205	12345	

WATER AND SALT BALLASTING

Tire volume 100%		Water filling 75%		Water/salt filling (75% / -30°C)				Total weight increase	
Litres	Gallons	Litres	Gallons	Water		Salt		kg	lbs
				Litres	Gallons	kg	lbs		
490	129	368	97	302	80	154	339	456	1005

(CaCl2, 75%, -30°C) Always use a tube when filled with water/salt.

TUBES AND VALVES

Tube product code	Tube valve
T55099	TR218A

NOKIAN TYRES NORDMAN FOREST TRS L-2 750/55-26.5 - T445528

Product code	Size	LI/SS	Ply rating	Reinforced code	TL/TT	Rim	Width (in)	Diameter (in)	Loaded static radius (in)	Rolling circumference (in)	Pressure (psi)	Max. inflation pressure (psi)	Tread depth (1/32 in)	Tread code
T445528	750/55-26.5	177A8 (184A2)	20	SF	TT	AG24.00	29.6	58.3	26.5	175.6	73	80	63	LS-2

LOAD CAPACITY FOR FORWARDER AND HARVESTER, LB

Pressure (psi)	Forestry service (LT)	Road			
	5 mph	12 mph	17.5 mph	25 mph	
23	10195	10175	8850	8265	
29	11025	11190	9735	9095	
35	12345	12205	10615	9920	
41	13890	13965	12145	11355	
46	14330	14375	12500	11685	
52	15655	15730	13680	12785	
58	17635	17625	15335	14330	
65	18740	18705	16280	15210	
73	19840	19800	17220	16095	

WATER AND SALT BALLASTING

Tire volume 100%		Water filling 75%		Water/salt filling (75% / -30°C)				Total weight increase	
Litres	Gallons	Litres	Gallons	Water		Salt		kg	lbs
				Litres	Gallons	kg	lbs		
620	164	465	123	382	101	195	429	577	1272

(CaCl2, 75%, -30°C) Always use a tube when filled with water/salt.

TUBES AND VALVES

Tube product code	Tube valve
T55102	TR218A

NOKIAN TYRES NORDMAN FOREST TRS L-2 600/65-34 - T445475

Product code	Size	LI/SS	Ply rating	Reinforced code	TL/TT	Rim	Width (in)	Diameter (in)	Loaded static radius (in)	Rolling circumference (in)	Pressure (psi)	Max. inflation pressure (psi)	Tread depth (1/32 in)	Tread code
T445475	600/65-34	163A8 (170A2)	20	SF	TT	DW20B	24.2	64.7	29.7	195.4	46	52	64	LS-2

LOAD CAPACITY FOR FORWARDER AND HARVESTER, LB

Pressure (psi)	Forestry service (LT)	Road			
	5 mph	12 mph	17.5 mph	25 mph	
23	9645	9625	8380	7825	
29	10470	10505	9140	8545	
35	11025	11190	9735	9095	
41	12345	12545	10915	10195	
46	13230	13215	11495	10750	

WATER AND SALT BALLASTING

Tire volume 100%		Water filling 75%		Water/salt filling (75% / -30°C)				Total weight increase	
Litres	Gallons	Litres	Gallons	Water		Salt		kg	lbs
				Litres	Gallons	kg	lbs		
595	157	446	118	366	97	187	412	553	1219

(CaCl₂, 75%, -30°C) Always use a tube when filled with water/salt.

TUBES AND VALVES

Tube product code	Tube valve
T55394	TR218A

NOKIAN TYRES NORDMAN FOREST TRS L-2 700/55-34 - T445476

Product code	Size	LI/SS	Ply rating	Reinforced code	TL/TT	Rim	Permitted rims	Width (in)	Diameter (in)	Loaded static radius (in)	Rolling circumference (in)	Pressure (psi)	Max. inflation pressure (psi)	Tread depth (1/32 in)	Tread code
T445476	700/55-34	166A8 (173A2)	20	SF	TT	DW24B	DW23B	27.9	64.3	29.6	194.4	46	52	64	LS-2

LOAD CAPACITY FOR FORWARDER AND HARVESTER, LB

Pressure (psi)	Forestry service (LT)	Road			
	5 mph	12 mph	17.5 mph	25 mph	
23	10195	10175	8850	8265	
29	11025	11190	9735	9095	
35	12345	12205	10615	9920	
41	13890	13965	12145	11355	
46	14330	14375	12500	11685	

WATER AND SALT BALLASTING

Tire volume 100%		Water filling 75%		Water/salt filling (75% / -30°C)				Total weight increase	
Litres	Gallons	Litres	Gallons	Water		Salt		kg	lbs
				Litres	Gallons	kg	lbs		
700	185	525	139	431	114	220	484	651	1435

(CaCl₂, 75%, -30°C) Always use a tube when filled with water/salt.

TUBES AND VALVES

Tube product code	Tube valve
T55394	TR218A

NOKIAN TYRES NORDMAN FOREST TRS L-2 700/70-34 - T445596

Product code	Size	LI/SS	Ply rating	Reinforced code	TL/TT	Rim	Permitted rims	Width (in)	Diameter (in)	Loaded static radius (in)	Rolling circumference (in)	Pressure (psi)	Max. inflation pressure (psi)	Tread depth (1/32 in)	Tread code
T445596	700/70-34	173A8 (180A2)	20	SF	TT	DW20B	DW23B, DW24B	28.5	72.8	33.1	218.2	46	52	67	LS-2

LOAD CAPACITY FOR FORWARDER AND HARVESTER, LB

Pressure (psi)	Forestry service (LT)	Road		
	5 mph	12 mph	17.5 mph	25 mph
23	13560	13560	11795	11025
29	14770	14780	12855	12015
35	15210	15190	13205	12345
41	17085	17085	14860	13890
46	17635	17625	15335	14330

WATER AND SALT BALLASTING

Tire volume 100%		Water filling 75%		Water/salt filling (75% / -30°C)				Total weight increase	
Litres	Gallons	Litres	Gallons	Water		Salt		kg	lbs
				Litres	Gallons	kg	lbs		
950	251	713	188	585	154	298	657	883	1947

(CaCl2, 75%, -30°C) Always use a tube when filled with water/salt.

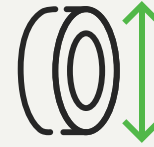
TUBES AND VALVES

Tube product code	Tube valve
T55388	TR218A

NOKIAN TYRES FOREST KING TRS LS-2

A FORESTRY AND EARTHMOVING MACHINE TRACTION TIRE WITH A STRONG TRACTION BAR AND EXCELLENT GRIP. WELLCLEANING, OPEN-CENTRE TREAD DESIGN. DURABLE SPECIAL RUBBER COMPOUND AND EFFICIENT STEEL FORTIFICATION

- Tires for log skidders, wide tread with high traction lugs
- Special cut and crack resistant compound
- Steel fortification against punctures



AVAILABLE SIZES

- 28L-26 - T445516



NOKIAN TYRES FOREST KING TRS LS-2

ALL SIZES

Product code	Size	LI/SS	Ply rating	Reinforced code	TL/TT	Rim	Width (in)	Diameter (in)	Loaded static radius (in)	Rolling circumference (in)	Pressure (psi)	Max. inflation pressure (psi)	Tread depth (1/32 in)	Tread code	Load capacity for Log Skidder Drive Wheel for Cable and Grapple Skidders Forestry Service, lb	Load capacity for Log Skidder Drive wheel (other than on Cable or Grapple skidder) Transport Service, lb			
															Speed (mph)	Speed (mph)			
															5	10	15	17.5	25
T445516	28L-26	173A6 (185A2)	26	SF	TL	DW25B	29.2	64.6	29.4	194.7	49	58	67	LS-2	20285	17195	15765	14330	12895

NOKIAN TYRES FOREST KING TRS LS-2 28L-26 - T445516

Product code	Size	LI/SS	Ply rating	Reinforced code	TL/TT	Rim	Width (in)	Diameter (in)	Loaded static radius (in)	Rolling circumference (in)	Pressure (psi)	Max. inflation pressure (psi)	Tread depth (1/32 in)	Tread code
T445516	28L-26	173A6 (185A2)	26	SF	TL	DW25B	29.2	64.6	29.4	194.7	49	58	67	LS-2

LOAD CAPACITY FOR SKIDDER AND FELLER BUNCHER, LB

Pressure (psi)	Log Skidder Drive Wheel for Cable and Grapple Skidders Forestry Service	Log Skidder Drive wheel (other than on Cable or Grapple skidder) Transport Service			
	5 mph	10 mph	15 mph	17.5 mph	25 mph
20		9920	9150	8265	7495
25	11685	11245	10360	9370	8490
30	13230	12565	11575	10470	9480
35	14770	13670	12455	11355	10250
41	16095				
49		17195	15765	14330	12895
55	20285				

WATER AND SALT BALLASTING

Tire volume 100%		Water filling 75%		Water/salt filling (75% / -30°C)				Total weight increase	
Litres	Gallons	Litres	Gallons	Water		Salt		kg	lbs
				Litres	Gallons	kg	lbs		
800	211	600	159	492	130	251	553	743	1638

(CaCl₂, 75%, -30°C) Always use a tube when filled with water/salt.

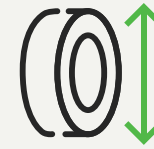
TUBES AND VALVES

Tube product code T55101	Tube valve TR218A
Tubeless valve TR618A	

NOKIAN TYRES LOGGER KING LS-2

FORESTRY TIRE FOR FULL-TREE MACHINES, SUCH AS SKIDDERS AND WHEELED FELLER BUNCHERS

- Strong diagonal carcass with steel fortification layers covering the whole tread area and shoulders. Very thick layer of CCR rubber on top of steel fortification.
- More straight tread profile enables very wide contact to surface. Wide, open and aggressive tread design with “shovel” lug shape gives great traction and self-cleaning.
- In extreme versions there are added layers of carcass material and extra layers of steel in tread that give more load-bearing capacity and ultimate puncture resistance.



AVAILABLE SIZES

- 23.1-26 - T445616
- 24.5-32 - T445614
- 28L-26 - T445615
- 30.5L-32 - T445621

NOKIAN TYRES LOGGER KING LS-2

ALL SIZES

Product code	Size	LI/SS	Ply rating	Reinforced code	TL/TT	Rim	Width (in)	Diameter (in)	Loaded static radius (in)	Rolling circumference (in)	Pressure (psi)	Max. inflation pressure (psi)	Tread depth (1/32 in)	Tread code	Load capacity for Log Skidder Drive Wheel for Cable and Grapple Skidders Forestry Service, lb	Load capacity for Log Skidder Drive wheel (other than on Cable or Grapple skidder) Transport Service, lb			
															Speed (mph)	Speed (mph)			
															5	10	15	17.5	25
T445616	23.1-26	160A6 (156A8)	16	SF	TL	DW20B	23.8	63.9	29.5	192.2	41	41	68	LS-2	13890	11905	10915	9920	8930
T445615	28L-26	165A6 (161A8)	20	SF	TL	DW25B	28.3	64.8	29.7	194.7	41	41	73	LS-2	15985	13670	12565	11355	10250
T445614	24.5-32	169A6 (167A8)	20	SF	TL	DH21	25.1	72	33.3	217.2	41	45	73	LS-2	18080	15430	14220	12895	11575
T445621	30.5L-32	170A6 (167A8)	20	SF	TL	DH27	30.4	72.6	33.6	218.2	35	35	84	LS-2	18520	15875	14550	13230	11905

NOKIAN TYRES LOGGER KING LS-2 23.1-26 - T445616

Product code	Size	LI/SS	Ply rating	Reinforced code	TL/TT	Rim	Width (in)	Diameter (in)	Loaded static radius (in)	Rolling circumference (in)	Pressure (psi)	Max. inflation pressure (psi)	Tread depth (1/32 in)	Tread code
T445616	23.1-26	160A6 (156A8)	16	SF	TL	DW20B	23.8	63.9	29.5	192.2	41	41	68	LS-2

LOAD CAPACITY FOR SKIDDER AND FELLER BUNCHER, LB

Pressure (psi)	Log Skidder Drive Wheel for Cable and Grapple Skidders Forestry Service	Log Skidder Drive wheel (other than on Cable or Grapple skidder) Transport Service			
	5 mph	10 mph	15 mph	17.5 mph	25 mph
20		8600	7825	7165	6505
25	10030	9920	9040	8265	7495
30	11575	10915	10030	9150	8155
35	12675	11905	10915	9920	8930
41	13890				

WATER AND SALT BALLASTING

Tire volume 100%		Water filling 75%		Water/salt filling (75% / -30°C)				Total weight increase	
Litres	Gallons	Litres	Gallons	Water		Salt		kg	lbs
				Litres	Gallons	kg	lbs		
640	169	480	127	394	104	201	443	595	1312

(CaCl2, 75%, -30°C) Always use a tube when filled with water/salt.

TUBES AND VALVES

Tube product code T55102	Tube valve TR218A
Tubeless valve TR618A	

NOKIAN TYRES LOGGER KING LS-2 28L-26 - T445615

Product code	Size	LI/SS	Ply rating	Reinforced code	TL/TT	Rim	Width (in)	Diameter (in)	Loaded static radius (in)	Rolling circumference (in)	Pressure (psi)	Max. inflation pressure (psi)	Tread depth (1/32 in)	Tread code
T445615	28L-26	165A6 (161A8)	20	SF	TL	DW25B	28.3	64.8	29.7	194.7	41	41	73	LS-2

LOAD CAPACITY FOR SKIDDER AND FELLER BUNCHER, LB

Pressure (psi)	Log Skidder Drive Wheel for Cable and Grapple Skidders Forestry Service	Log Skidder Drive wheel (other than on Cable or Grapple skidder) Transport Service			
	5 mph	10 mph	15 mph	17.5 mph	25 mph
20		9920	9040	8265	7495
25	11575	11245	10250	9370	8380
30	13120	12565	11575	10470	9480
35	14660	13670	12565	11355	10250
41	15985				

WATER AND SALT BALLASTING

Tire volume 100%		Water filling 75%		Water/salt filling (75% / -30°C)				Total weight increase	
Litres	Gallons	Litres	Gallons	Water		Salt		kg	lbs
				Litres	Gallons	kg	lbs		
780	206	585	155	480	127	245	539	725	1598

(CaCl₂, 75%, -30°C) Always use a tube when filled with water/salt.

TUBES AND VALVES

Tube product code T55101	Tube valve TR218A
Tubeless valve TR618A	

NOKIAN TYRES LOGGER KING LS-2 24.5-32 - T445614

Product code	Size	LI/SS	Ply rating	Reinforced code	TL/TT	Rim	Width (in)	Diameter (in)	Loaded static radius (in)	Rolling circumference (in)	Pressure (psi)	Max. inflation pressure (psi)	Tread depth (1/32 in)	Tread code
T445614	24.5-32	169A6 (167A8)	20	SF	TL	DH21	25.1	72	33.3	217.2	41	45	73	LS-2

LOAD CAPACITY FOR SKIDDER AND FELLER BUNCHER, LB

Pressure (psi)	Log Skidder Drive Wheel for Cable and Grapple Skidders Forestry Service	Log Skidder Drive wheel (other than on Cable or Grapple skidder) Transport Service			
	5 mph	10 mph	15 mph	17.5 mph	25 mph
20		10580	9700	8820	7935
25	12345	11905	10915	9920	8930
30	13890	13230	12125	11025	9920
35	15430	14440	13230	12015	10805
40		15430	14220	12895	11575
41	16755				
45	18080				

WATER AND SALT BALLASTING

Tire volume 100%		Water filling 75%		Water/salt filling (75% / -30°C)				Total weight increase	
				Water		Salt			
Litres	Gallons	Litres	Gallons	Litres	Gallons	kg	lbs	kg	lbs
820	217	615	162	505	133	257	567	762	1680

(CaCl₂, 75%, -30°C) Always use a tube when filled with water/salt.

TUBES AND VALVES

Tube product code T55393	Tube valve TR218A
Tubeless valve TR618A	

NOKIAN TYRES LOGGER KING LS-2 30.5L-32 - T445621

Product code	Size	LI/SS	Ply rating	Reinforced code	TL/TT	Rim	Width (in)	Diameter (in)	Loaded static radius (in)	Rolling circumference (in)	Pressure (psi)	Max. inflation pressure (psi)	Tread depth (1/32 in)	Tread code
T445621	30.5L-32	170A6 (167A8)	20	SF	TL	DH27	30.4	72.6	33.6	218.2	35	35	84	LS-2

LOAD CAPACITY FOR SKIDDER AND FELLER BUNCHER, LB

Pressure (psi)	Log Skidder Drive Wheel for Cable and Grapple Skidders Forestry Service	Log Skidder Drive wheel (other than on Cable or Grapple skidder) Transport Service			
	5 mph	10 mph	15 mph	17.5 mph	25 mph
20		12565	11575	10470	9480
25	14660	14000	12895	11685	10580
30	16425	15875	14550	13230	11905
35	18520				

WATER AND SALT BALLASTING

Tire volume 100%		Water filling 75%		Water/salt filling (75% / -30°C)				Total weight increase	
Litres	Gallons	Litres	Gallons	Water		Salt		kg	lbs
				Litres	Gallons	kg	lbs		
1040	275	780	206	640	169	326	719	966	2130

(CaCl₂, 75%, -30°C) Always use a tube when filled with water/salt.

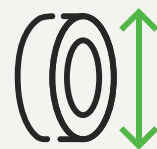
TUBES AND VALVES

Tube product code T55388	Tube valve TR218A
Tubeless valve TR618A	

NOKIAN TYRES LOGGER KING LS-2 EXTREME

TIRE FOR FULL-TREE MACHINES, I. A. SKIDDERS AND WHEELED FELLER BUNCHERS

- Strong diagonal carcass with steel fortification layers covering the whole tread area and shoulders. Very thick layer of CCR rubber on top of steel fortification.
- More straight tread profile enables very wide contact to surface. Wide, open and aggressive tread design with “shovel” lug shape gives great traction and self-cleaning.
- In extreme versions there are added layers of carcass material and extra layers of steel in tread that give more load-bearing capacity and ultimate puncture resistance.



AVAILABLE SIZES

- 30.5L-32 - T445613
- 35.5L-32 - T445620

NOKIAN TYRES LOGGER KING LS-2 EXTREME

ALL SIZES

Product code	Size	LI/SS	Ply rating	Reinforced code	TL/TT	Rim	Width (in)	Diameter (in)	Loaded static radius (in)	Rolling circumference (in)	Pressure (psi)	Max. inflation pressure (psi)	Tread depth (1/32 in)	Tread code	Load capacity for Log Skidder Drive Wheel for Cable and Grapple Skidders Forestry Service, lb	Load capacity for Log Skidder Drive wheel (other than on Cable or Grapple skidder) Transport Service, lb				
															Speed (mph)	Speed (mph)				
															5	10	15	17.5	25	
T445613	30.5L-32	176A6 (172A8)	26	SF	TL	DH27	30.6	72.5	33.4	218.4	45	45	84	LS-2	22045	18850		17305	15655	14110
T445620	35.5L-32	183A6 (180A8)	26	SF	TL	DH31	36	79.1	36.2	238.7	41	41	84	LS-2	27005	23150	21275	19290	17305	

NOKIAN TYRES LOGGER KING LS-2 EXTREME 30.5L-32 - T445613

Product code	Size	LI/SS	Ply rating	Reinforced code	TL/TT	Rim	Width (in)	Diameter (in)	Loaded static radius (in)	Rolling circumference (in)	Pressure (psi)	Max. inflation pressure (psi)	Tread depth (1/32 in)	Tread code
T445613	30.5L-32	176A6 (172A8)	26	SF	TL	DH27	30.6	72.5	33.4	218.4	45	45	84	LS-2

LOAD CAPACITY FOR SKIDDER AND FELLER BUNCHER, LB

Pressure (psi)	Log Skidder Drive Wheel for Cable and Grapple Skidders Forestry Service		Log Skidder Drive wheel (other than on Cable or Grapple skidder) Transport Service				
	5 mph		5 mph	10 mph	15 mph	17.5 mph	25 mph
20				12565	11575	10470	9480
25	14660			14000	12895	11685	10580
30	16425			15875	14550	13230	11905
35	18520			17195	15765	14330	12895
40			18850		17305	15655	14110
41	19950						
45	22045						

WATER AND SALT BALLASTING

Tire volume 100%		Water filling 75%		Water/salt filling (75% / -30°C)				Total weight increase	
				Water		Salt			
Litres	Gallons	Litres	Gallons	Litres	Gallons	kg	lbs	kg	lbs
1040	275	780	206	640	169	326	719	966	2130

(CaCl₂, 75%, -30°C) Always use a tube when filled with water/salt.

TUBES AND VALVES

Tube product code T55388	Tube valve TR218A
Tubeless valve TR618A	

NOKIAN TYRES LOGGER KING LS-2 EXTREME 35.5L-32 - T445620

Product code	Size	LI/SS	Ply rating	Reinforced code	TL/TT	Rim	Width (in)	Diameter (in)	Loaded static radius (in)	Rolling circumference (in)	Pressure (psi)	Max. inflation pressure (psi)	Tread depth (1/32 in)	Tread code
T445620	35.5L-32	183A6 (180A8)	26	SF	TL	DH31	36	79.1	36.2	238.7	41	41	84	LS-2

LOAD CAPACITY FOR SKIDDER AND FELLER BUNCHER, LB

Pressure (psi)	Log Skidder Drive Wheel for Cable and Grapple Skidders Forestry Service	Log Skidder Drive wheel (other than on Cable or Grapple skidder) Transport Service			
	5 mph	10 mph	15 mph	17.5 mph	25 mph
20		16645	15320	13890	12455
25	19510	19290	17745	16095	14550
30	22485	21165	19400	17635	15875
35	24580	23150	21275	19290	17305
41	27005				

WATER AND SALT BALLASTING

Tire volume 100%		Water filling 75%		Water/salt filling (75% / -30°C)				Total weight increase	
Litres	Gallons	Litres	Gallons	Water		Salt		kg	lbs
				Litres	Gallons	kg	lbs		
1490	394	1118	295	917	242	467	1031	1384	3051

(CaCl₂, 75%, -30°C) Always use a tube when filled with water/salt.

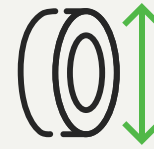
TUBES AND VALVES

Tube product code T55879	Tube valve TR218A
Tubeless valve TR618A	

NOKIAN TYRES FOREST KING T

FOR TRACTORS AND SKIDDERS USED IN FORESTRY, FOREST CLEARANCE OR ROAD CONSTRUCTION

- Strong and wide lugs enable good traction and tolerate high tractive forces.
- Steel fortifications together with strong diagonal construction give excellent puncture resistance.
- Stiff diagonal construction enables better stability.



AVAILABLE SIZES

- 500/70-28 - T445335
- 650/75-38 - T445313
- 540/70-30 - T445314



NOKIAN TYRES FOREST KING T

ALL SIZES

Product code	Size	LI/SS	Reinforced code	TL/TT	Rim	Permitted rims	Width (in)	Diameter (in)	Loaded static radius (in)	Rolling circumference (in)	Pressure (psi)	Max. inflation pressure (psi)	Tread depth (1/32 in)	Tread code	Load capacity for Forestry service (LT), lb	Load capacity for Road, lb				
																Speed (mph)				
																5	12	17.5	25	30
T445335	500/70-28	146A8	SF	TT	DW16L		20.1	55.2	25.6	167	35	41	62	LS-2	8045	9920	8135	7075	6615	6020
T445314	540/70-30	152A8 (149B)	SF	TT	DW16L	DW18B	21	59.8	27.8	177.4	35	41	63	LS-2	9645	11740	9625	8380	7825	7120
T445313	650/75-38	168A8 (165B)	SF	TT	DW20B	DW23B	25.5	77	35.4	231.9	35	41	67	LS-2	15210	18520	15190	13205	12345	11235

NOKIAN TYRES FOREST KING T 500/70-28 - T445335

Product code	Size	LI/SS	Reinforced code	TL/TT	Rim	Width (in)	Diameter (in)	Loaded static radius (in)	Rolling circumference (in)	Pressure (psi)	Max. inflation pressure (psi)	Tread depth (1/32 in)	Tread code
T445335	500/70-28	146A8	SF	TT	DW16L	20.1	55.2	25.6	167	35	41	62	LS-2

LOAD CAPACITY FOR TRACTOR, LB

Pressure (psi)	Forestry service (LT)		Road				
	5 mph		5 mph	12 mph	17.5 mph	25 mph	30 mph
23	7385		9015	7385	6425	6010	5465
29	7825		9590	7860	6845	6395	5820
35	8045		9920	8135	7075	6615	6020

WATER AND SALT BALLASTING

Tire volume 100%		Water filling 75%		Water/salt filling (75% / -30°C)				Total weight increase	
				Water		Salt			
Litres	Gallons	Litres	Gallons	Litres	Gallons	kg	lbs	kg	lbs
340	90	255	67	209	55	107	235	316	697

(CaCl₂, 75%, -30°C) Always use a tube when filled with water/salt.

TUBES AND VALVES

Tube product code	Tube valve
T545229	TR218A

STUDDABLE

Studdable	Number of studs
Yes	108 pcs

NOKIAN TYRES FOREST KING T 540/70-30 - T445314

Product code	Size	LI/SS	Reinforced code	TL/TT	Rim	Permitted rims	Width (in)	Diameter (in)	Loaded static radius (in)	Rolling circumference (in)	Pressure (psi)	Max. inflation pressure (psi)	Tread depth (1/32 in)	Tread code
T445314	540/70-30	152A8 (149B)	SF	TT	DW16L	DW18B	21	59.8	27.8	177.4	35	41	63	LS-2

LOAD CAPACITY FOR TRACTOR, LB

Pressure (psi)	Forestry service (LT)	Road				
	5 mph	5 mph	12 mph	17.5 mph	25 mph	30 mph
23	8545	10415	8545	7430	6945	6315
29	9370	11410	9360	8135	7605	6925
35	9645	11740	9625	8380	7825	7120

WATER AND SALT BALLASTING

Tire volume 100%		Water filling 75%		Water/salt filling (75% / -30°C)				Total weight increase	
Litres	Gallons	Litres	Gallons	Water		Salt		kg	lbs
				Litres	Gallons	kg	lbs		
435	115	326	86	268	71	136	301	404	891

(CaCl2, 75%, -30°C) Always use a tube when filled with water/salt.

TUBES AND VALVES

Tube product code	Tube valve
T55371	TR218A

STUDDABLE

Studdable	Number of studs
Yes	114 pcs

NOKIAN TYRES FOREST KING T 650/75-38 - T445313

Product code	Size	LI/SS	Reinforced code	TL/TT	Rim	Permitted rims	Width (in)	Diameter (in)	Loaded static radius (in)	Rolling circumference (in)	Pressure (psi)	Max. inflation pressure (psi)	Tread depth (1/32 in)	Tread code
T445313	650/75-38	168A8 (165B)	SF	TT	DW20B	DW23B	25.5	77	35.4	231.9	35	41	67	LS-2

LOAD CAPACITY FOR TRACTOR, LB

Pressure (psi)	Forestry service (LT)	Road				
	5 mph	5 mph	12 mph	17.5 mph	25 mph	30 mph
23	13230	16125	13215	11495	10750	9780
29	14770	18025	14780	12855	12015	10935
35	15210	18520	15190	13205	12345	11235

WATER AND SALT BALLASTING

Tire volume 100%		Water filling 75%		Water/salt filling (75% / -30°C)				Total weight increase	
Litres	Gallons	Litres	Gallons	Water		Salt		kg	lbs
				Litres	Gallons	kg	lbs		
905	239	679	179	557	147	284	626	841	1854

(CaCl2, 75%, -30°C) Always use a tube when filled with water/salt.

TUBES AND VALVES

Tube product code	Tube valve
T545322	TR218A

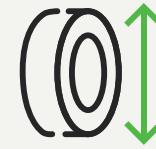
STUDDABLE

Studdable	Number of studs
Yes	120 pcs

NOKIAN TYRES TR FOREST

RELIABLE TIRE FOR TRACTORS IN FORESTRY USE

- Tread pattern giving excellent traction
- Good self cleaning properties
- Tread compound developed especially for forestry use



AVAILABLE SIZES

- 12.4-24 - T482192
- 13.6-24 - T482198
- 14.9-24 - T482220
- 13.6-28 - T483150
- 14.9-28 - T445409
- 16.9-28 - T483301
- 16.9-30 - T483810
- 16.9-34 - T484390
- 18.4-34 - T484420
- 18.4-38 - T485430
- 20.8-38 - T485450

NOKIAN TYRES TR FOREST

ALL SIZES

Product code	Size	LI/SS	Ply rating	TL/TT	Rim	Permitted rims	Width (in)	Diameter (in)	Loaded static radius (in)	Rolling circumference (in)	Pressure (psi)	Max. inflation pressure (psi)	Tread depth (1/32 in)	Tread code	Load capacity for Forestry service (LT), lb	Load capacity for Road, lb				
															Speed (mph)	Speed (mph)				
																5	5	12	17.5	25
T482192	12.4-24	128A8 (125B)	12	TT	DW11	DW10, W11, W10, W9	12.3	45.5	21.2	135.6	51	51	52	R-1	4885	5950	4885	4255	3970	3615
T482198	13.6-24	128A8 (125B)	10	TT	DW12	DW11, W12, W11	13.5	46.6	21.6	138.3	36	36	58	R-1	4885	5950	4885	4255	3970	3615
T482220	14.9-24	138A8 (134B)	14	TT	DW13	DW12, W13, W12, W11	14.8	49.7	22.9	145.9	44	44	55	R-1	6405	7805	6405	5580	5205	4740
T483150	13.6-28	130A8 (127B)	10	TT	DW12	DW11, W12, W11	13.2	52	24	154.9	36	36	42	R-1	5150	6285	5150	4495	4190	3815
T445409	14.9-28	140A8 (137B)	14	TT	DW13	DW12, W13, W12, W11	15.4	53.3	25	160	44	44	48	R-1	6780	8265	6780	5910	5510	5025
T483301	16.9-28	145A8 (142B)	14	TT	DW15	DW14, W15L, W14L	17.3	56.1	26.1	168.9	39	39	53	R-1	7860	9590	7860	6880	6395	5820
T483810	16.9-30	144A8 (141B)	14	TT	DW15	DW14, W15L, W14L	17.1	57.7	26.9	171.7	38	38	57	R-1	7595	9260	7595	6615	6175	5620
T484390	16.9-34	146A8 (143B)	14	TT	DW15	DW14, W15L, W14L	17	61.5	29.2	181.1	38	38	57	R-1	8135	9920	8135	7100	6615	6020
T484420	18.4-34	154A8 (151B)	14	TT	DW16	DW15, W16L, W15L	18.8	64.1	30.1	190	38	38	60	R-1	10175	12400	10175	8865	8265	7540
T485430	18.4-38	155A8 (152B)	14	TT	DW16	DW15, W16L, W15L	18.4	68.4	32.2	202.8	38	38	67	R-1	10505	12820	10505	9170	8545	7805
T485450	20.8-38	159A8 (156B)	14	TT	DW18	DW16, W18L, W16L	21.2	71.9	33.6	216.9	33	33	67	R-1	11860	14475	26145	10360	9645	8820

NOKIAN TYRES TR FOREST 12.4-24 - T482192

Product code	Size	LI/SS	Ply rating	TL/TT	Rim	Permitted rims	Width (in)	Diameter (in)	Loaded static radius (in)	Rolling circumference (in)	Pressure (psi)	Max. inflation pressure (psi)	Tread depth (1/32 in)	Tread code
T482192	12.4-24	128A8 (125B)	12	TT	DW11	DW10, W11, W10, W9	12.3	45.5	21.2	135.6	51	51	52	R-1

LOAD CAPACITY FOR TRACTOR, LB

Pressure (psi)	Forestry service (LT)	Road				
	5 mph	5 mph	12 mph	17.5 mph	25 mph	30 mph
17	2765	3375	2765	2405	2250	2050
23	3360	4100	3360	2920	2735	2490
29	3715	4530	3715	3230	3020	2745
35	3935	4795	3935	3415	3195	2910
41	4320	5280	4320	3760	3515	3195
46	4665	5690	4665	4055	3790	3450
51	4885	5950	4885	4255	3970	3615

WATER AND SALT BALLASTING

Tire volume 100%		Water filling 75%		Water/salt filling (75% / -30°C)				Total weight increase	
				Water		Salt			
Litres	Gallons	Litres	Gallons	Litres	Gallons	kg	lbs	kg	lbs
150	40	113	30	92	24	47	104	139	306

(CaCl₂, 75%, -30°C) Always use a tube when filled with water/salt.

TUBES AND VALVES

Tube product code	Tube valve
T55100	TR218A

STUDDABLE

Studdable	Number of studs
Yes	108 pcs

NOKIAN TYRES TR FOREST 13.6-24 - T482198

Product code	Size	LI/SS	Ply rating	TL/TT	Rim	Permitted rims	Width (in)	Diameter (in)	Loaded static radius (in)	Rolling circumference (in)	Pressure (psi)	Max. inflation pressure (psi)	Tread depth (1/32 in)	Tread code
T482198	13.6-24	128A8 (125B)	10	TT	DW12	DW11, W12, W11	13.5	46.6	21.6	138.3	36	36	58	R-1

LOAD CAPACITY FOR TRACTOR, LB

Pressure (psi)	Forestry service (LT)	Road				
	5 mph	5 mph	12 mph	17.5 mph	25 mph	30 mph
17	3350	4090	3350	2910	2725	2480
23	4090	4995	4090	3560	3330	3030
29	4485	5480	4485	3900	3650	3320
36	4885	5950	4885	4255	3970	3615

WATER AND SALT BALLASTING

Tire volume 100%		Water filling 75%		Water/salt filling (75% / -30°C)				Total weight increase	
Litres	Gallons	Litres	Gallons	Water		Salt		kg	lbs
				Litres	Gallons	kg	lbs		
180	48	135	36	111	29	56	124	167	368

(CaCl2, 75%, -30°C) Always use a tube when filled with water/salt.

TUBES AND VALVES

Tube product code	Tube valve
T55105	TR218A

STUDDABLE

Studdable	Number of studs
Yes	108 pcs

NOKIAN TYRES TR FOREST 14.9-24 - T482220

Product code	Size	LI/SS	Ply rating	TL/TT	Rim	Permitted rims	Width (in)	Diameter (in)	Loaded static radius (in)	Rolling circumference (in)	Pressure (psi)	Max. inflation pressure (psi)	Tread depth (1/32 in)	Tread code
T482220	14.9-24	138A8 (134B)	14	TT	DW13	DW12, W13, W12, W11	14.8	49.7	22.9	145.9	44	44	55	R-1

LOAD CAPACITY FOR TRACTOR, LB

Pressure (psi)	Forestry service (LT)	Road				
	5 mph	5 mph	12 mph	17.5 mph	25 mph	30 mph
17	3935	4795	3935	3415	3195	2910
23	4795	5855	4795	4180	3900	3550
29	5270	6440	5270	4585	4290	3900
35	5620	6865	5620	4895	4575	4165
41	6175	7530	6175	5370	5015	4565
44	6405	7805	6405	5580	5205	4740

WATER AND SALT BALLASTING

Tire volume 100%		Water filling 75%		Water/salt filling (75% / -30°C)				Total weight increase	
Litres	Gallons	Litres	Gallons	Water		Salt		kg	lbs
				Litres	Gallons	kg	lbs		
240	63	180	48	148	39	75	166	223	492

(CaCl2, 75%, -30°C) Always use a tube when filled with water/salt.

TUBES AND VALVES

Tube product code	Tube valve
T55112	TR218A

STUDDABLE

Studdable	Number of studs
Yes	114 pcs

NOKIAN TYRES TR FOREST 13.6-28 - T483150

Product code	Size	LI/SS	Ply rating	TL/TT	Rim	Permitted rims	Width (in)	Diameter (in)	Loaded static radius (in)	Rolling circumference (in)	Pressure (psi)	Max. inflation pressure (psi)	Tread depth (1/32 in)	Tread code
T483150	13.6-28	130A8 (127B)	10	TT	DW12	DW11, W12, W11	13.2	52	24	154.9	36	36	42	R-1

LOAD CAPACITY FOR TRACTOR, LB

Pressure (psi)	Forestry service (LT)	Road				
	5 mph	5 mph	12 mph	17.5 mph	25 mph	30 mph
17	3525	4300	3525	3065	2865	2610
23	4320	5280	4320	3760	3515	3195
29	4750	5785	4750	4135	3860	3515
36	5150	6285	5150	4495	4190	3815

WATER AND SALT BALLASTING

Tire volume 100%		Water filling 75%		Water/salt filling (75% / -30°C)				Total weight increase	
Litres	Gallons	Litres	Gallons	Water		Salt		kg	lbs
				Litres	Gallons	kg	lbs		
210	55	158	42	129	34	66	145	195	430

(CaCl2, 75%, -30°C) Always use a tube when filled with water/salt.

TUBES AND VALVES

Tube product code	Tube valve
T55105	TR218A

STUDDABLE

Studdable
Yes

NOKIAN TYRES TR FOREST 14.9-28 - T445409

Product code	Size	LI/SS	Ply rating	TL/TT	Rim	Permitted rims	Width (in)	Diameter (in)	Loaded static radius (in)	Rolling circumference (in)	Pressure (psi)	Max. inflation pressure (psi)	Tread depth (1/32 in)	Tread code
T445409	14.9-28	140A8 (137B)	14	TT	DW13	DW12, W13, W12, W11	15.4	53.3	25	160	44	44	48	R-1

LOAD CAPACITY FOR TRACTOR, LB

Pressure (psi)	Forestry service (LT)	Road				
	5 mph	5 mph	12 mph	17.5 mph	25 mph	30 mph
17	4180	5095	4180	3640	3395	3085
23	5080	6205	5080	4420	4135	3760
29	5600	6835	5600	4870	4555	4145
35	5965	7275	5965	5190	4850	4410
41	6550	7990	6550	5700	5325	4850
44	6780	8265	6780	5910	5510	5025

WATER AND SALT BALLASTING

Tire volume 100%		Water filling 75%		Water/salt filling (75% / -30°C)				Total weight increase	
Litres	Gallons	Litres	Gallons	Water		Salt		kg	lbs
				Litres	Gallons	kg	lbs		
240	63	180	48	148	39	75	166	223	492

(CaCl₂, 75%, -30°C) Always use a tube when filled with water/salt.

TUBES AND VALVES

Tube product code	Tube valve
T55351	TR218A

NOKIAN TYRES TR FOREST 16.9-28 - T483301

Product code	Size	LI/SS	Ply rating	TL/TT	Rim	Permitted rims	Width (in)	Diameter (in)	Loaded static radius (in)	Rolling circumference (in)	Pressure (psi)	Max. inflation pressure (psi)	Tread depth (1/32 in)	Tread code
T483301	16.9-28	145A8 (142B)	14	TT	DW15	DW14, W15L, W14L	17.3	56.1	26.1	168.9	39	39	53	R-1

LOAD CAPACITY FOR TRACTOR, LB

Pressure (psi)	Forestry service (LT)	Road				
	5 mph	5 mph	12 mph	17.5 mph	25 mph	30 mph
17	5150	6285	5150	4485	4190	3815
23	6295	7670	6295	5465	5115	4650
29	6910	8435	6910	6020	5620	5115
35	7330	8950	7330	6380	5965	5425
39	7860	9590	7860	6880	6395	5820

WATER AND SALT BALLASTING

Tire volume 100%		Water filling 75%		Water/salt filling (75% / -30°C)				Total weight increase	
Litres	Gallons	Litres	Gallons	Water		Salt		kg	lbs
				Litres	Gallons	kg	lbs		
335	88	251	66	206	54	105	232	311	686

(CaCl2, 75%, -30°C) Always use a tube when filled with water/salt.

TUBES AND VALVES

Tube product code	Tube valve
T55370	TR218A

STUDDABLE

Studdable	Number of studs
Yes	114 pcs

NOKIAN TYRES TR FOREST 16.9-30 - T483810

Product code	Size	LI/SS	Ply rating	TL/TT	Rim	Permitted rims	Width (in)	Diameter (in)	Loaded static radius (in)	Rolling circumference (in)	Pressure (psi)	Max. inflation pressure (psi)	Tread depth (1/32 in)	Tread code
T483810	16.9-30	144A8 (141B)	14	TT	DW15	DW14, W15L, W14L	17.1	57.7	26.9	171.7	38	38	57	R-1

LOAD CAPACITY FOR TRACTOR, LB

Pressure (psi)	Forestry service (LT)	Road				
	5 mph	5 mph	12 mph	17.5 mph	25 mph	30 mph
23	6360	7670	6295	5465	5115	4650
29	7130	8695	7130	6205	5800	5280
35	7595	9260	7595	6615	6175	5620

WATER AND SALT BALLASTING

Tire volume 100%		Water filling 75%		Water/salt filling (75% / -30°C)				Total weight increase	
Litres	Gallons	Litres	Gallons	Water		Salt		kg	lbs
				Litres	Gallons	kg	lbs		
360	95	270	71	222	59	113	249	335	739

(CaCl2, 75%, -30°C) Always use a tube when filled with water/salt.

TUBES AND VALVES

Tube product code	Tube valve
T55371	TR218A

STUDDABLE

Studdable
Yes

NOKIAN TYRES TR FOREST 16.9-34 - T484390

Product code	Size	LI/SS	Ply rating	TL/TT	Rim	Permitted rims	Width (in)	Diameter (in)	Loaded static radius (in)	Rolling circumference (in)	Pressure (psi)	Max. inflation pressure (psi)	Tread depth (1/32 in)	Tread code
T484390	16.9-34	146A8 (143B)	14	TT	DW15	DW14, W15L, W14L	17	61.5	29.2	181.1	38	38	57	R-1

LOAD CAPACITY FOR TRACTOR, LB

Pressure (psi)	Forestry service (LT)	Road				
	5 mph	5 mph	12 mph	17.5 mph	25 mph	30 mph
23	7000	8530	7000	6085	5690	5180
29	5445	9325	7650	6645	6215	5655
35	8135	9920	8135	7100	6615	6020

WATER AND SALT BALLASTING

Tire volume 100%		Water filling 75%		Water/salt filling (75% / -30°C)				Total weight increase	
Litres	Gallons	Litres	Gallons	Water		Salt		kg	lbs
				Litres	Gallons	kg	lbs		
390	103	293	77	240	63	122	270	362	798

(CaCl2, 75%, -30°C) Always use a tube when filled with water/salt.

TUBES AND VALVES

Tube product code	Tube valve
T55391	TR218A

STUDDABLE

Studdable	Number of studs
Yes	126 pcs

NOKIAN TYRES TR FOREST 18.4-34 - T484420

Product code	Size	LI/SS	Ply rating	TL/TT	Rim	Permitted rims	Width (in)	Diameter (in)	Loaded static radius (in)	Rolling circumference (in)	Pressure (psi)	Max. inflation pressure (psi)	Tread depth (1/32 in)	Tread code
T484420	18.4-34	154A8 (151B)	14	TT	DW16	DW15, W16L, W15L	18.8	64.1	30.1	190	38	38	60	R-1

LOAD CAPACITY FOR TRACTOR, LB

Pressure (psi)	Forestry service (LT)	Road				
	5 mph	5 mph	12 mph	17.5 mph	25 mph	30 mph
17	6965	8500	6965	6065	5665	5160
23	8545	10415	8545	7430	6945	6315
29	9360	11410	9360	8135	7605	6925
36	10175	12400	10175	8865	8265	7540

WATER AND SALT BALLASTING

Tire volume 100%		Water filling 75%		Water/salt filling (75% / -30°C)				Total weight increase	
Litres	Gallons	Litres	Gallons	Water		Salt		kg	lbs
				Litres	Gallons	kg	lbs		
480	127	360	95	295	78	151	332	446	983

(CaCl2, 75%, -30°C) Always use a tube when filled with water/salt.

TUBES AND VALVES

Tube product code	Tube valve
T55391	TR218A

STUDDABLE

Studdable	Number of studs
Yes	126 pcs

NOKIAN TYRES TR FOREST 18.4-38 - T485430

Product code	Size	LI/SS	Ply rating	TL/TT	Rim	Permitted rims	Width (in)	Diameter (in)	Loaded static radius (in)	Rolling circumference (in)	Pressure (psi)	Max. inflation pressure (psi)	Tread depth (1/32 in)	Tread code
T485430	18.4-38	155A8 (152B)	14	TT	DW16	DW15, W16L, W15L	18.4	68.4	32.2	202.8	38	38	67	R-1

LOAD CAPACITY FOR TRACTOR, LB

Pressure (psi)	Forestry service (LT)	Road				
	5 mph	5 mph	12 mph	17.5 mph	25 mph	30 mph
17	7110	8665	7110	6185	5775	5260
23	8675	10580	8675	7550	7055	6415
29	9535	11630	9535	8290	7750	7055
35	10030	12235	10030	8730	8155	7420
38	10505	12820	10505	9170	8545	7805

WATER AND SALT BALLASTING

Tire volume 100%		Water filling 75%		Water/salt filling (75% / -30°C)				Total weight increase	
Litres	Gallons	Litres	Gallons	Water		Salt		kg	lbs
				Litres	Gallons	kg	lbs		
510	135	383	101	314	83	160	353	474	1045

(CaCl2, 75%, -30°C) Always use a tube when filled with water/salt.

TUBES AND VALVES

Tube product code	Tube valve
T55430	TR218A

STUDDABLE

Studdable	Number of studs
Yes	120 pcs

NOKIAN TYRES TR FOREST 20.8-38 - T485450

Product code	Size	LI/SS	Ply rating	TL/TT	Rim	Permitted rims	Width (in)	Diameter (in)	Loaded static radius (in)	Rolling circumference (in)	Pressure (psi)	Max. inflation pressure (psi)	Tread depth (1/32 in)	Tread code
T485450	20.8-38	159A8 (156B)	14	TT	DW18	DW16, W18L, W16L	21.2	71.9	33.6	216.9	33	33	67	R-1

LOAD CAPACITY FOR TRACTOR, LB

Pressure (psi)	Forestry service (LT)	Road				
	5 mph	5 mph	12 mph	17.5 mph	25 mph	30 mph
17	8445	10305	8445	7350	6865	6250
23	10340	12620	22795	8995	8410	7650
29	11330	13825	24980	9865	9215	8390
33	11860	14475	26145	10360	9645	8820

WATER AND SALT BALLASTING

Tire volume 100%		Water filling 75%		Water/salt filling (75% / -30°C)				Total weight increase	
Litres	Gallons	Litres	Gallons	Water		Salt		kg	lbs
				Litres	Gallons	kg	lbs		
685	181	514	136	422	111	215	474	637	1404

(CaCl₂, 75%, -30°C) Always use a tube when filled with water/salt.

TUBES AND VALVES

Tube product code	Tube valve
T55445	TR218A

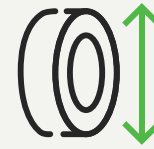
STUDDABLE

Studdable	Number of studs
Yes	120 pcs

NOKIAN TYRES TR FOREST 2

FOR SMALL AND MEDIUM SIZE
TRACTORS USED IN VERSATILE TASKS
F.EX IN FORESTRY

- Cut and crack resistant compound together with strong cross-ply construction to tolerate rough conditions.
- Stiff diagonal construction enables great stability.
- Tractive tread design with good self-cleaning properties.



AVAILABLE SIZES

- 320/85-24 - T445784
- 340/85-24 - T445780
- 380/85-24 - T445778
- 340/85-28 - T445785
- 380/85-28 - T445790
- 420/85-28 - T445789
- 420/85-30 - T445786
- 420/85-34 - T445779
- 460/85-34 - T445777
- 420/85-38 - T445793
- 460/85-38 - T445788
- 520/85-38 - T445787

NOKIAN TYRES TR FOREST 2

ALL SIZES

Product code	Size	LI/SS	Ply rating	TL/TT	Rim	Permitted rims	Width (in)	Diameter (in)	Loaded static radius (in)	Rolling circumference (in)	Speed radius index	Pressure (psi)	Max. inflation pressure (psi)	Tread depth (1/32 in)	Tread code	Load capacity for Tractor, lb					
																Speed (mph)					
																15	17.5	22.5	25	27.5	30
T445784	320/85-24	130A8 (127B)	16	TL	DW11	DW10	12.8	46.2	20.8	139.1	550	41	41	45	R-1	4650	4485	4310	4190	4025	3815
T445780	340/85-24	134A8 (131B)	16	TL	DW12	DW11	13.7	48.1	21.7	145	575	41	41	48	R-1	5190	5005	4815	4675	4485	4255
T445778	380/85-24	140A8 (137B)	16	TL	DW13	DW13L, DW11, DW12	15.4	49.8	22.3	150.1	600	41	41	53	R-1	6120	5895	5675	5510	5290	5015
T445785	340/85-28	136A8 (133B)	16	TL	DW12	DW11	13.9	51.5	23.3	155.4	625	41	41	53	R-1	5480	5280	5080	4940	4740	4495
T445790	380/85-28	142A8 (139B)	16	TL	DW13	DW13L, DW11, DW12	15.4	53.5	24.1	161.7	650	41	41	53	R-1	6480	6250	6020	5840	5610	5315
T445789	420/85-28	148A8 (145B)	16	TL	DW15L	DW14L, DW13L, DW13	17.1	56	25.2	169.7	675	41	41	58	R-1	7705	7430	7155	6945	6670	6315
T445786	420/85-30	149A8 (146B)	16	TL	DW15L	DW14L, DW13L, DW13	16.9	58.7	26.3	176.5	700	41	41	59	R-1	7960	7670	7385	7165	6880	6525
T445779	420/85-34	151A8 (148B)	16	TL	DW15L	DW14L, DW13L, DW13	16.9	62.1	27.8	186.8	750	41	41	59	R-1	8445	8135	7835	7605	7295	6925
T445777	460/85-34	155A8 (152B)	16	TL	DW16L	DW15L	18.3	64.5	29.8	194.9	775	41	41	63	R-1	9480	9140	8795	8545	8200	7770
T445793	420/85-38	152A8 (149B)	16	TL	DW15L	DW14L, DW13L, DW13	17	65.9	29.9	200	800	41	41	63	R-1	8685	8380	8060	7825	7520	7120
T445788	460/85-38	157A8 (154B)	16	TL	DW16L	DW15L	18.5	68.5	30.9	207.4	825	41	41	67	R-1	10095	9735	9370	9095	8730	8280
T445787	520/85-38	164A8 (160B)	16	TL	DW18L	DW16L	21.1	72.1	32.2	217.5	875	41	41	68	R-1	12235	11795	11355	11025	10580	10030

NOKIAN TYRES TR FOREST 2 320/85-24 - T445784

Product code	Size	LI/SS	Ply rating	TL/TT	Rim	Permitted rims	Width (in)	Diameter (in)	Loaded static radius (in)	Rolling circumference (in)	Speed radius index	Pressure (psi)	Max. inflation pressure (psi)	Tread depth (1/32 in)	Tread code
T445784	320/85-24	130A8 (127B)	16	TL	DW11	DW10	12.8	46.2	20.8	139.1	550	41	41	45	R-1

LOAD CAPACITY FOR TRACTOR, LB

Pressure (psi)	Tractor										
	0 mph	2.5 mph	5 mph	10 mph	12 mph	15 mph	17.5 mph	22.5 mph	25 mph	27.5 mph	30 mph
17	6160	4555	4025	3595	3295	2975	2865	2755	2680	2570	2435
23	7605	5620	4960	4430	4070	3670	3540	3405	3305	3175	3010
29	8365	6185	5455	4870	4475	4035	3890	3750	3640	3495	3305
35	8875	6560	5785	5170	4750	4290	4135	3980	3860	3705	3515
41	9635	7120	6285	5610	5150	4650	4485	4310	4190	4025	3815

WATER AND SALT BALLASTING

Tire volume 100%		Water filling 75%		Water/salt filling (75% / -30°C)				Total weight increase	
Litres	Gallons	Litres	Gallons	Water		Salt		kg	lbs
				Litres	Gallons	kg	lbs		
153	41	115	30	94	25	48	106	142	313

(CaCl2, 75%, -30°C) Always use a tube when filled with water/salt.

TUBES AND VALVES

Tubeless valve TR618A

STUDDABLE

Studdable Yes	Number of studs 120 pcs
-------------------------	-----------------------------------

NOKIAN TYRES TR FOREST 2 340/85-24 - T445780

Product code	Size	LI/SS	Ply rating	TL/TT	Rim	Permitted rims	Width (in)	Diameter (in)	Loaded static radius (in)	Rolling circumference (in)	Speed radius index	Pressure (psi)	Max. inflation pressure (psi)	Tread depth (1/32 in)	Tread code
T445780	340/85-24	134A8 (131B)	16	TL	DW12	DW11	13.7	48.1	21.7	145	575	41	41	48	R-1

LOAD CAPACITY FOR TRACTOR, LB

Pressure (psi)	Tractor										
	0 mph	2.5 mph	5 mph	10 mph	12 mph	15 mph	17.5 mph	22.5 mph	25 mph	27.5 mph	30 mph
17	6900	5095	4495	4010	3695	3330	3210	3085	3000	2875	2735
23	8365	6185	5455	4870	4475	4035	3890	3750	3640	3495	3305
29	9125	6745	5950	5315	4885	4410	4245	4090	3970	3815	3615
35	9635	7120	6285	5610	5150	4650	4485	4310	4190	4025	3815
41	10750	7950	7010	6260	5755	5190	5005	4815	4675	4485	4255

WATER AND SALT BALLASTING

Tire volume 100%		Water filling 75%		Water/salt filling (75% / -30°C)				Total weight increase	
Litres	Gallons	Litres	Gallons	Water		Salt		kg	lbs
				Litres	Gallons	kg	lbs		
183	48	137	36	113	30	57	127	170	375

(CaCl2, 75%, -30°C) Always use a tube when filled with water/salt.

TUBES AND VALVES

Tubeless valve TR618A

STUDDABLE

Studdable Yes	Number of studs 120 pcs
-------------------------	-----------------------------------

NOKIAN TYRES TR FOREST 2 380/85-24 - T445778

Product code	Size	LI/SS	Ply rating	TL/TT	Rim	Permitted rims	Width (in)	Diameter (in)	Loaded static radius (in)	Rolling circumference (in)	Speed radius index	Pressure (psi)	Max. inflation pressure (psi)	Tread depth (1/32 in)	Tread code
T445778	380/85-24	140A8 (137B)	16	TL	DW13	DW13L, DW11, DW12	15.4	49.8	22.3	150.1	600	41	41	53	R-1

LOAD CAPACITY FOR TRACTOR, LB

Pressure (psi)	Tractor										
	0 mph	2.5 mph	5 mph	10 mph	12 mph	15 mph	17.5 mph	22.5 mph	25 mph	27.5 mph	30 mph
17	8115	5995	5290	4730	4345	3915	3770	3640	3525	3385	3210
23	9890	7310	6450	5765	5290	4775	4595	4430	4300	4125	3915
29	10750	7950	7010	6260	5755	5190	5005	4815	4675	4485	4255
35	11660	8620	7605	6790	6240	5635	5425	5225	5070	4870	4620
41	12675	9370	8265	7385	6780	6120	5895	5675	5510	5290	5015

WATER AND SALT BALLASTING

Tire volume 100%		Water filling 75%		Water/salt filling (75% / -30°C)				Total weight increase	
Litres	Gallons	Litres	Gallons	Water		Salt		kg	lbs
				Litres	Gallons	kg	lbs		
223	59	168	44	138	36	70	155	208	459

(CaCl2, 75%, -30°C) Always use a tube when filled with water/salt.

TUBES AND VALVES

Tubeless valve TR618A

STUDDABLE

Studdable Yes	Number of studs 114 pcs
-------------------------	-----------------------------------

NOKIAN TYRES TR FOREST 2 340/85-28 - T445785

Product code	Size	LI/SS	Ply rating	TL/TT	Rim	Permitted rims	Width (in)	Diameter (in)	Loaded static radius (in)	Rolling circumference (in)	Speed radius index	Pressure (psi)	Max. inflation pressure (psi)	Tread depth (1/32 in)	Tread code
T445785	340/85-28	136A8 (133B)	16	TL	DW12	DW11	13.9	51.5	23.3	155.4	625	41	41	53	R-1

LOAD CAPACITY FOR TRACTOR, LB

Pressure (psi)	Tractor										
	0 mph	2.5 mph	5 mph	10 mph	12 mph	15 mph	17.5 mph	22.5 mph	25 mph	27.5 mph	30 mph
17	7350	5435	4795	4290	3935	3550	3415	3295	3195	3065	2910
23	8875	6560	5785	5170	4750	4290	4135	3980	3860	3705	3515
29	9890	7310	6450	5765	5290	4775	4595	4430	4300	4125	3915
35	10450	7715	6810	6085	5590	5040	4860	4675	4540	4365	4135
41	11355	8400	7410	6615	6075	5480	5280	5080	4940	4740	4495

WATER AND SALT BALLASTING

Tire volume 100%		Water filling 75%		Water/salt filling (75% / -30°C)				Total weight increase	
Litres	Gallons	Litres	Gallons	Water		Salt		kg	lbs
				Litres	Gallons	kg	lbs		
196	52	148	39	121	32	62	136	183	403

(CaCl2, 75%, -30°C) Always use a tube when filled with water/salt.

TUBES AND VALVES

Tubeless valve TR618A

STUDDABLE

Studdable Yes	Number of studs 114 pcs
-------------------------	-----------------------------------

NOKIAN TYRES TR FOREST 2 380/85-28 - T445790

Product code	Size	LI/SS	Ply rating	TL/TT	Rim	Permitted rims	Width (in)	Diameter (in)	Loaded static radius (in)	Rolling circumference (in)	Speed radius index	Pressure (psi)	Max. inflation pressure (psi)	Tread depth (1/32 in)	Tread code
T445790	380/85-28	142A8 (139B)	16	TL	DW13	DW13L, DW11, DW12	15.4	53.5	24.1	161.7	650	41	41	53	R-1

LOAD CAPACITY FOR TRACTOR, LB

Pressure (psi)	Tractor										
	0 mph	2.5 mph	5 mph	10 mph	12 mph	15 mph	17.5 mph	22.5 mph	25 mph	27.5 mph	30 mph
17	8620	6370	5620	5025	4610	4155	4010	3860	3750	3595	3405
23	10450	7715	6810	6085	5590	5040	4860	4675	4540	4365	4135
29	11660	8620	7605	6790	6240	5635	5425	5225	5070	4870	4620
35	12325	9105	8035	7175	6590	5940	5730	5525	5355	5150	4870
41	13435	9930	8765	7825	7185	6480	6250	6020	5840	5610	5315

WATER AND SALT BALLASTING

Tire volume 100%		Water filling 75%		Water/salt filling (75% / -30°C)				Total weight increase	
Litres	Gallons	Litres	Gallons	Water		Salt		kg	lbs
				Litres	Gallons	kg	lbs		
248	66	187	49	153	40	78	172	231	509

(CaCl2, 75%, -30°C) Always use a tube when filled with water/salt.

TUBES AND VALVES

Tubeless valve TR618A

STUDDABLE

Studdable Yes	Number of studs 114 pcs
-------------------------	-----------------------------------

NOKIAN TYRES TR FOREST 2 420/85-28 - T445789

Product code	Size	LI/SS	Ply rating	TL/TT	Rim	Permitted rims	Width (in)	Diameter (in)	Loaded static radius (in)	Rolling circumference (in)	Speed radius index	Pressure (psi)	Max. inflation pressure (psi)	Tread depth (1/32 in)	Tread code
T445789	420/85-28	148A8 (145B)	16	TL	DW15L	DW14L, DW13L, DW13	17.1	56	25.2	169.7	675	41	41	58	R-1

LOAD CAPACITY FOR TRACTOR, LB

Pressure (psi)	Tractor										
	0 mph	2.5 mph	5 mph	10 mph	12 mph	15 mph	17.5 mph	22.5 mph	25 mph	27.5 mph	30 mph
17	10140	7495	6615	5910	5425	4895	4720	4540	4410	4235	4010
23	12325	9105	8035	7175	6590	5940	5730	5525	5355	5150	4870
29	13435	9930	8765	7825	7185	6480	6250	6020	5840	5610	5315
35	14200	10495	9260	8265	7595	6855	6605	6360	6175	5930	5620
41	15975	11805	10415	9305	8545	7705	7430	7155	6945	6670	6315

WATER AND SALT BALLASTING

Tire volume 100%		Water filling 75%		Water/salt filling (75% / -30°C)				Total weight increase	
Litres	Gallons	Litres	Gallons	Water		Salt		kg	lbs
				Litres	Gallons	kg	lbs		
320	85	240	63	197	52	100	221	297	655

(CaCl2, 75%, -30°C) Always use a tube when filled with water/salt.

TUBES AND VALVES

Tubeless valve TR618A

STUDDABLE

Studdable Yes	Number of studs 120 pcs
-------------------------	-----------------------------------

NOKIAN TYRES TR FOREST 2 420/85-30 - T445786

Product code	Size	LI/SS	Ply rating	TL/TT	Rim	Permitted rims	Width (in)	Diameter (in)	Loaded static radius (in)	Rolling circumference (in)	Speed radius index	Pressure (psi)	Max. inflation pressure (psi)	Tread depth (1/32 in)	Tread code
T445786	420/85-30	149A8 (146B)	16	TL	DW15L	DW14L, DW13L, DW13	16.9	58.7	26.3	176.5	700	41	41	59	R-1

LOAD CAPACITY FOR TRACTOR, LB

Pressure (psi)	Tractor										
	0 mph	2.5 mph	5 mph	10 mph	12 mph	15 mph	17.5 mph	22.5 mph	25 mph	27.5 mph	30 mph
17	10450	7715	6810	6085	5590	5040	4860	4675	4540	4365	4135
23	12675	9370	8265	7385	6780	6120	5895	5675	5510	5290	5015
29	13825	10220	9015	8045	7385	6670	6425	6185	6010	5765	5465
35	14705	10870	9590	8565	7860	7100	6845	6580	6395	6140	5820
41	16480	12180	10750	9600	8820	7960	7670	7385	7165	6880	6525

WATER AND SALT BALLASTING

Tire volume 100%		Water filling 75%		Water/salt filling (75% / -30°C)				Total weight increase	
Litres	Gallons	Litres	Gallons	Water		Salt		kg	lbs
				Litres	Gallons	kg	lbs		
338	89	254	67	208	55	106	234	314	692

(CaCl₂, 75%, -30°C) Always use a tube when filled with water/salt.

TUBES AND VALVES

Tubeless valve TR618A

STUDDABLE

Studdable Yes	Number of studs 120 pcs
-------------------------	-----------------------------------

NOKIAN TYRES TR FOREST 2 420/85-34 - T445779

Product code	Size	LI/SS	Ply rating	TL/TT	Rim	Permitted rims	Width (in)	Diameter (in)	Loaded static radius (in)	Rolling circumference (in)	Speed radius index	Pressure (psi)	Max. inflation pressure (psi)	Tread depth (1/32 in)	Tread code
T445779	420/85-34	151A8 (148B)	16	TL	DW15L	DW14L, DW13L, DW13	16.9	62.1	27.8	186.8	750	41	41	59	R-1

LOAD CAPACITY FOR TRACTOR, LB

Pressure (psi)	Tractor										
	0 mph	2.5 mph	5 mph	10 mph	12 mph	15 mph	17.5 mph	22.5 mph	25 mph	27.5 mph	30 mph
17	11055	8170	7210	6440	5910	5335	5150	4950	4805	4620	4375
23	13435	9930	8765	7825	7185	6480	6250	6020	5840	5610	5315
29	14705	10870	9590	8565	7860	7100	6845	6580	6395	6140	5820
35	15600	11530	10175	9085	8335	7530	7255	6980	6780	6505	6175
41	17495	12930	11410	10195	9360	8445	8135	7835	7605	7295	6925

WATER AND SALT BALLASTING

Tire volume 100%		Water filling 75%		Water/salt filling (75% / -30°C)				Total weight increase	
Litres	Gallons	Litres	Gallons	Water		Salt		kg	lbs
				Litres	Gallons	kg	lbs		
351	93	264	70	216	57	110	243	326	719

(CaCl2, 75%, -30°C) Always use a tube when filled with water/salt.

TUBES AND VALVES

Tubeless valve TR618A

STUDDABLE

Studdable Yes	Number of studs 126 pcs
-------------------------	-----------------------------------

NOKIAN TYRES TR FOREST 2 460/85-34 - T445777

Product code	Size	LI/SS	Ply rating	TL/TT	Rim	Permitted rims	Width (in)	Diameter (in)	Loaded static radius (in)	Rolling circumference (in)	Speed radius index	Pressure (psi)	Max. inflation pressure (psi)	Tread depth (1/32 in)	Tread code
T445777	460/85-34	155A8 (152B)	16	TL	DW16L	DW15L	18.3	64.5	29.8	194.9	775	41	41	63	R-1

LOAD CAPACITY FOR TRACTOR, LB

Pressure (psi)	Tractor										
	0 mph	2.5 mph	5 mph	10 mph	12 mph	15 mph	17.5 mph	22.5 mph	25 mph	27.5 mph	30 mph
17	12675	9370	8265	7385	6780	6120	5895	5675	5510	5290	5015
23	15600	11530	10175	9085	8335	7530	7255	6980	6780	6505	6175
29	16985	12555	11080	9900	9085	8200	7905	7605	7385	7090	6725
35	18000	13305	11740	10485	9625	8685	8380	8060	7825	7520	7120
41	19655	14530	12820	11455	10505	9480	9140	8795	8545	8200	7770

WATER AND SALT BALLASTING

Tire volume 100%		Water filling 75%		Water/salt filling (75% / -30°C)				Total weight increase	
Litres	Gallons	Litres	Gallons	Water		Salt		kg	lbs
				Litres	Gallons	kg	lbs		
429	114	322	85	264	70	135	297	399	880

(CaCl2, 75%, -30°C) Always use a tube when filled with water/salt.

TUBES AND VALVES

Tubeless valve TR618A

STUDDABLE

Studdable Yes	Number of studs 126 pcs
-------------------------	-----------------------------------

NOKIAN TYRES TR FOREST 2 420/85-38 - T445793

Product code	Size	LI/SS	Ply rating	TL/TT	Rim	Permitted rims	Width (in)	Diameter (in)	Loaded static radius (in)	Rolling circumference (in)	Speed radius index	Pressure (psi)	Max. inflation pressure (psi)	Tread depth (1/32 in)	Tread code
T445793	420/85-38	152A8 (149B)	16	TL	DW15L	DW14L, DW13L, DW13	17	65.9	29.9	200	800	41	41	63	R-1

LOAD CAPACITY FOR TRACTOR, LB

Pressure (psi)	Tractor										
	0 mph	2.5 mph	5 mph	10 mph	12 mph	15 mph	17.5 mph	22.5 mph	25 mph	27.5 mph	30 mph
17	11660	8620	7605	6790	6240	5635	5425	5225	5070	4870	4620
23	14200	10495	9260	8265	7595	6855	6605	6360	6175	5930	5620
29	15600	11530	10175	9085	8335	7530	7255	6980	6780	6505	6175
35	16480	12180	10750	9600	8820	7960	7670	7385	7165	6880	6525
41	18000	13305	11740	10485	9625	8685	8380	8060	7825	7520	7120

WATER AND SALT BALLASTING

Tire volume 100%		Water filling 75%		Water/salt filling (75% / -30°C)				Total weight increase	
Litres	Gallons	Litres	Gallons	Water		Salt		kg	lbs
				Litres	Gallons	kg	lbs		
384	101	288	76	236	62	121	266	357	787

(CaCl2, 75%, -30°C) Always use a tube when filled with water/salt.

TUBES AND VALVES

Tubeless valve TR618A

STUDDABLE

Studdable Yes	Number of studs 126 pcs
-------------------------	-----------------------------------

NOKIAN TYRES TR FOREST 2 460/85-38 - T445788

Product code	Size	LI/SS	Ply rating	TL/TT	Rim	Permitted rims	Width (in)	Diameter (in)	Loaded static radius (in)	Rolling circumference (in)	Speed radius index	Pressure (psi)	Max. inflation pressure (psi)	Tread depth (1/32 in)	Tread code
T445788	460/85-38	157A8 (154B)	16	TL	DW16L	DW15L	18.5	68.5	30.9	207.4	825	41	41	67	R-1

LOAD CAPACITY FOR TRACTOR, LB

Pressure (psi)	Tractor										
	0 mph	2.5 mph	5 mph	10 mph	12 mph	15 mph	17.5 mph	22.5 mph	25 mph	27.5 mph	30 mph
17	13435	9930	8765	7825	7185	6480	6250	6020	5840	5610	5315
23	16480	12180	10750	9600	8820	7960	7670	7385	7165	6880	6525
29	18000	13305	11740	10485	9625	8685	8380	8060	7825	7520	7120
35	19015	14055	12400	11080	10175	9180	8850	8520	8265	7935	7530
41	20920	15465	13645	12190	11190	10095	9735	9370	9095	8730	8280

WATER AND SALT BALLASTING

Tire volume 100%		Water filling 75%		Water/salt filling (75% / -30°C)				Total weight increase	
Litres	Gallons	Litres	Gallons	Water		Salt		kg	lbs
				Litres	Gallons	kg	lbs		
478	126	359	95	294	78	150	331	444	979

(CaCl2, 75%, -30°C) Always use a tube when filled with water/salt.

TUBES AND VALVES

Tubeless valve TR618A

STUDDABLE

Studdable Yes	Number of studs 126 pcs
-------------------------	-----------------------------------

NOKIAN TYRES TR FOREST 2 520/85-38 - T445787

Product code	Size	LI/SS	Ply rating	TL/TT	Rim	Permitted rims	Width (in)	Diameter (in)	Loaded static radius (in)	Rolling circumference (in)	Speed radius index	Pressure (psi)	Max. inflation pressure (psi)	Tread depth (1/32 in)	Tread code
T445787	520/85-38	164A8 (160B)	16	TL	DW18L	DW16L	21.1	72.1	32.2	217.5	875	41	41	68	R-1

LOAD CAPACITY FOR TRACTOR, LB

Pressure (psi)	Tractor										
	0 mph	2.5 mph	5 mph	10 mph	12 mph	15 mph	17.5 mph	22.5 mph	25 mph	27.5 mph	30 mph
17	15975	11805	10415	9305	8545	7705	7430	7155	6945	6670	6315
23	19655	14530	12820	11455	10505	9480	9140	8795	8545	8200	7770
29	21550	15930	14055	12555	11530	10405	10030	9655	9370	8995	8530
35	22820	16865	14880	13295	12205	11010	10615	10220	9920	9525	9030
41	25355	18740	16535	14770	13560	12235	11795	11355	11025	10580	10030

WATER AND SALT BALLASTING

Tire volume 100%		Water filling 75%		Water/salt filling (75% / -30°C)				Total weight increase	
Litres	Gallons	Litres	Gallons	Water		Salt		kg	lbs
				Litres	Gallons	kg	lbs		
635	168	477	126	391	103	199	440	590	1301

(CaCl2, 75%, -30°C) Always use a tube when filled with water/salt.

TUBES AND VALVES

Tubeless valve TR618A

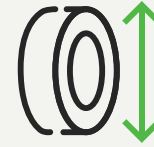
STUDDABLE

Studdable Yes	Number of studs 126 pcs
-------------------------	-----------------------------------

NOKIAN TYRES TR MULTIPLUS

FOR TRACTORS USED IN VERSATILE CONDITIONS LIKE FORESTRY, AGRICULTURAL WORK AND ROAD TRANSPORTS

- Radial construction forms wide footprint together with deep and open tread design, enabling excellent traction properties.
- Radial construction enables durability and good driving properties in road transports.
- Strengthened sidewalls enable use in conditions where punctures and cuts are possible, such as stony fields or forests.



AVAILABLE SIZES

- 500/65R24 - T445410
- 500/65R28 - T445411
- 540/65R28 - T445412
- 600/65R34 - T445413
- 600/65R38 - T445414
- 650/65R38 - T445415



NOKIAN TYRES TR MULTIPLUS

ALL SIZES

Product code	Size	LI/SS	Reinforced code	TL/TT	Rim	Permitted rims	Width (in)	Diameter (in)	Loaded static radius (in)	Rolling circumference (in)	Speed radius index	Pressure (psi)	Max. inflation pressure (psi)	Tread depth (1/32 in)	Tread code	Load capacity for Tractor, lb					
																Speed (mph)					
																15	17.5	22.5	25	27.5	30
T445410	500/65R24	142A8 (139B)	SB	TL	DW15L	DW16L, W16L, W15L, W14L, DW13L, W13	19.3	48.9	22.6	147	600	35	46	60	R-1	6480	6250	6020	5840	5610	5315
T445411	500/65R28	144A8 (141B)	SB	TL	DW15L	DW16L, W16L, W15L, W14L, W13	19.3	52.8	24.5	159.6	650	35	46	60	R-1	6855	6605	6360	6175	5930	5620
T445412	540/65R28	149A8 (146B)	SB	TL	DW16	W15L, W16L, DW18L, W18L, DW 16 L	20.6	55.5	25.7	167.5	675	35	46	64	R-1	7960	7670	7385	7165	6880	6525
T445413	600/65R34	157A8 (154B)	SB	TL	DW18L	W16L, W18L, DW20B, DW 16 L	23	64.6	29.5	194.1	775	35	46	66	R-1	10095	9735	9370	9095	8730	8280
T445414	600/65R38	159A8 (156B)	SB	TL	DW18L	W16L, W18L, DW20B, DW 16 L	23	68.6	31.9	208.3	825	35	46	66	R-1	10705	10320	9930	9645	9260	8775
T445415	650/65R38	164A8 (160B)	SB	TL	DW20B	DW18	25.2	71.2	33	215.9	875	35	46	67	R-1	11925	11495	11065	10750	10320	9780

NOKIAN TYRES TR MULTIPLUS 500/65R24 - T445410

Product code	Size	LI/SS	Reinforced code	TL/TT	Rim	Permitted rims	Width (in)	Diameter (in)	Loaded static radius (in)	Rolling circumference (in)	Speed radius index	Pressure (psi)	Max. inflation pressure (psi)	Tread depth (1/32 in)	Tread code
T445410	500/65R24	142A8 (139B)	SB	TL	DW15L	DW16L, W16L, W15L, W14L, DW13L, W13	19.3	48.9	22.6	147	600	35	46	60	R-1

LOAD CAPACITY FOR TRACTOR, LB

Pressure (psi)	Tractor										
	0 mph	2.5 mph	5 mph	10 mph	12 mph	15 mph	17.5 mph	22.5 mph	25 mph	27.5 mph	30 mph
17	9380	6935	6120	5465	5015	4530	4365	4200	4080	3915	3715
23	11355	8400	7410	6615	6075	5480	5280	5080	4940	4740	4495
29	12325	9105	8035	7175	6590	5940	5730	5525	5355	5150	4870
35	13435	9930	8765	7825	7185	6480	6250	6020	5840	5610	5315

WATER AND SALT BALLASTING

Tire volume 100%		Water filling 75%		Water/salt filling (75% / -30°C)				Total weight increase	
Litres	Gallons	Litres	Gallons	Water		Salt		kg	lbs
				Litres	Gallons	kg	lbs		
270	71	203	53	166	44	85	187	251	553

(CaCl2, 75%, -30°C) Always use a tube when filled with water/salt.

TUBES AND VALVES

Tube product code T55116	Tube valve TR218A
Tubeless valve TR618A	

STUDDABLE

Studdable Yes	Number of studs 102 pcs
-------------------------	-----------------------------------

NOKIAN TYRES TR MULTIPLUS 500/65R28 - T445411

Product code	Size	LI/SS	Reinforced code	TL/TT	Rim	Permitted rims	Width (in)	Diameter (in)	Loaded static radius (in)	Rolling circumference (in)	Speed radius index	Pressure (psi)	Max. inflation pressure (psi)	Tread depth (1/32 in)	Tread code
T445411	500/65R28	144A8 (141B)	SB	TL	DW15L	DW16L, W16L, W15L, W14L, W13	19.3	52.8	24.5	159.6	650	35	46	60	R-1

LOAD CAPACITY FOR TRACTOR, LB

Pressure (psi)	Tractor										
	0 mph	2.5 mph	5 mph	10 mph	12 mph	15 mph	17.5 mph	22.5 mph	25 mph	27.5 mph	30 mph
17	10140	7495	6615	5910	5425	4895	4720	4540	4410	4235	4010
23	11970	8840	7805	6965	6405	5775	5565	5355	5205	4995	4740
29	13435	9930	8765	7825	7185	6480	6250	6020	5840	5610	5315
35	14200	10495	9260	8265	7595	6855	6605	6360	6175	5930	5620

WATER AND SALT BALLASTING

Tire volume 100%		Water filling 75%		Water/salt filling (75% / -30°C)				Total weight increase	
Litres	Gallons	Litres	Gallons	Water		Salt		kg	lbs
				Litres	Gallons	kg	lbs		
315	83	236	62	194	51	99	218	293	646

(CaCl2, 75%, -30°C) Always use a tube when filled with water/salt.

TUBES AND VALVES

Tube product code T55097	Tube valve TR218A
Tubeless valve TR618A	

STUDDABLE

Studdable Yes	Number of studs 108 pcs
-------------------------	-----------------------------------

NOKIAN TYRES TR MULTIPLUS 540/65R28 - T445412

Product code	Size	LI/SS	Reinforced code	TL/TT	Rim	Permitted rims	Width (in)	Diameter (in)	Loaded static radius (in)	Rolling circumference (in)	Speed radius index	Pressure (psi)	Max. inflation pressure (psi)	Tread depth (1/32 in)	Tread code
T445412	540/65R28	149A8 (146B)	SB	TL	DW16	W15L, W16L, DW18L, W18L, DW 16 L	20.6	55.5	25.7	167.5	675	35	46	64	R-1

LOAD CAPACITY FOR TRACTOR, LB

Pressure (psi)	Tractor										
	0 mph	2.5 mph	5 mph	10 mph	12 mph	15 mph	17.5 mph	22.5 mph	25 mph	27.5 mph	30 mph
17	11355	8400	7410	6615	6075	5480	5280	5080	4940	4740	4495
23	13435	9930	8765	7825	7185	6480	6250	6020	5840	5610	5315
29	15210	11245	9920	8865	8135	7340	7075	6810	6615	6350	6020
35	16480	12180	10750	9600	8820	7960	7670	7385	7165	6880	6525

WATER AND SALT BALLASTING

Tire volume 100%		Water filling 75%		Water/salt filling (75% / -30°C)				Total weight increase	
Litres	Gallons	Litres	Gallons	Water		Salt		kg	lbs
				Litres	Gallons	kg	lbs		
390	103	293	77	240	63	122	270	362	798

(CaCl₂, 75%, -30°C) Always use a tube when filled with water/salt.

TUBES AND VALVES

Tube product code T545229	Tube valve TR218A
Tubeless valve TR618A	

STUDDABLE

Studdable Yes	Number of studs 108 pcs
-------------------------	-----------------------------------

NOKIAN TYRES TR MULTIPLUS 600/65R34 - T445413

Product code	Size	LI/SS	Reinforced code	TL/TT	Rim	Permitted rims	Width (in)	Diameter (in)	Loaded static radius (in)	Rolling circumference (in)	Speed radius index	Pressure (psi)	Max. inflation pressure (psi)	Tread depth (1/32 in)	Tread code
T445413	600/65R34	157A8 (154B)	SB	TL	DW18L	W16L, W18L, DW20B, DW 16 L	23	64.6	29.5	194.1	775	35	46	66	R-1

LOAD CAPACITY FOR TRACTOR, LB

Pressure (psi)	Tractor										
	0 mph	2.5 mph	5 mph	10 mph	12 mph	15 mph	17.5 mph	22.5 mph	25 mph	27.5 mph	30 mph
17	14705	10870	9590	8565	7860	7100	6845	6580	6395	6140	5820
23	17495	12930	11410	10195	9360	8445	8135	7835	7605	7295	6925
29	19655	14530	12820	11455	10505	9480	9140	8795	8545	8200	7770
35	20920	15465	13645	12190	11190	10095	9735	9370	9095	8730	8280

WATER AND SALT BALLASTING

Tire volume 100%		Water filling 75%		Water/salt filling (75% / -30°C)				Total weight increase	
Litres	Gallons	Litres	Gallons	Water		Salt		kg	lbs
				Litres	Gallons	kg	lbs		
575	152	431	114	354	93	180	398	534	1177

(CaCl2, 75%, -30°C) Always use a tube when filled with water/salt.

TUBES AND VALVES

Tube product code T55395	Tube valve TR218A
Tubeless valve TR618A	

STUDDABLE

Studdable Yes	Number of studs 108 pcs
-------------------------	-----------------------------------

NOKIAN TYRES TR MULTIPLUS 600/65R38 - T445414

Product code	Size	LI/SS	Reinforced code	TL/TT	Rim	Permitted rims	Width (in)	Diameter (in)	Loaded static radius (in)	Rolling circumference (in)	Speed radius index	Pressure (psi)	Max. inflation pressure (psi)	Tread depth (1/32 in)	Tread code
T445414	600/65R38	159A8 (156B)	SB	TL	DW18L	W16L, W18L, DW20B, DW 16 L	23	68.6	31.9	208.3	825	35	46	66	R-1

LOAD CAPACITY FOR TRACTOR, LB

Pressure (psi)	Tractor										
	0 mph	2.5 mph	5 mph	10 mph	12 mph	15 mph	17.5 mph	22.5 mph	25 mph	27.5 mph	30 mph
17	15600	11530	10175	9085	8335	7530	7255	6980	6780	6505	6175
23	18510	13680	12070	10780	9900	8930	8610	8290	8045	7725	7320
29	20285	14990	13230	11815	10845	9790	9435	9085	8820	8465	8025
35	22190	16400	14475	12930	11860	10705	10320	9930	9645	9260	8775

WATER AND SALT BALLASTING

Tire volume 100%		Water filling 75%		Water/salt filling (75% / -30°C)				Total weight increase	
Litres	Gallons	Litres	Gallons	Water		Salt		kg	lbs
				Litres	Gallons	kg	lbs		
640	169	480	127	394	104	201	443	595	1312

(CaCl2, 75%, -30°C) Always use a tube when filled with water/salt.

TUBES AND VALVES

Tube product code T55445	Tube valve TR218A
Tubeless valve TR618A	

STUDDABLE

Studdable Yes	Number of studs 114 pcs
-------------------------	-----------------------------------

NOKIAN TYRES TR MULTIPLUS 650/65R38 - T445415

Product code	Size	LI/SS	Reinforced code	TL/TT	Rim	Permitted rims	Width (in)	Diameter (in)	Loaded static radius (in)	Rolling circumference (in)	Speed radius index	Pressure (psi)	Max. inflation pressure (psi)	Tread depth (1/32 in)	Tread code
T445415	650/65R38	164A8 (160B)	SB	TL	DW20B	DW18	25.2	71.2	33	215.9	875	35	46	67	R-1

LOAD CAPACITY FOR TRACTOR, LB

Pressure (psi)	Tractor										
	0 mph	2.5 mph	5 mph	10 mph	12 mph	15 mph	17.5 mph	22.5 mph	25 mph	27.5 mph	30 mph
17	17495	12930	11410	10195	9360	8445	8135	7835	7605	7295	6925
23	20920	15465	13645	12190	11190	10095	9735	9370	9095	8730	8280
29	22820	16865	14880	13295	12205	11010	10615	10220	9920	9525	9030
35	24725	18275	16125	14405	13215	11925	11495	11065	10750	10320	9780

WATER AND SALT BALLASTING

Tire volume 100%		Water filling 75%		Water/salt filling (75% / -30°C)				Total weight increase	
Litres	Gallons	Litres	Gallons	Water		Salt		kg	lbs
				Litres	Gallons	kg	lbs		
775	205	581	154	477	126	243	536	720	1587

(CaCl₂, 75%, -30°C) Always use a tube when filled with water/salt.

TUBES AND VALVES

Tube product code T545322	Tube valve TR218A
Tubeless valve TR618A	

STUDDABLE

Studdable Yes	Number of studs 114 pcs
-------------------------	-----------------------------------

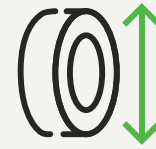
NOKIAN TYRES TRACTOR KING

VERSATILE HEAVY-DUTY RADIAL TRACTION TIRE FOR DEMANDING OFF-ROAD APPLICATIONS AND HIGH-SPEED ROAD TRANSITS

- Strengthened steel-belted radial carcass with special cut & crack resistant tread compound enhance off-road durability. 400 kPa max pressure enables stability when using heavy implements.
- Wide tread and radically increased number of tractive edges for supreme grip.
- Innovative tread design with even ground contact resulting in comfortable drive. Durability for 65 km/h.



2024-04-20



AVAILABLE SIZES

- 480/65R28 - T445806
- 500/65R28 - T445673
- 540/65R28 - T445674
- 600/60R28 - T445675
- 600/65R28 - T445851
- 540/65R30 - T445676
- 540/70R30 - T445677
- 600/70R30 - T445678
- 620/75R30 - T445679
- 600/65R34 - T445680
- 600/70R34 - T445681
- 600/65R38 - T445682
- 650/65R38 - T445683
- 650/75R38 - T445684
- 650/85R38 - T445685
- 710/70R38 - T445741
- 800/70R38 - T445852
- 650/65R42 - T445740
- 710/70R42 - T445686
- 710/75R42 - T445687

NOKIAN TYRES TRACTOR KING

ALL SIZES

Product code	Size	LI/SS	Reinforced code	TL/TT	Rim	Permitted rims	Width (in)	Diameter (in)	Loaded static radius (in)	Rolling circumference (in)	Speed radius index	Pressure (psi)	Max. inflation pressure (psi)	Tread depth (1/32 in)	Tread code	Load capacity for Tractor, lb					
																Speed (mph)					
																25	27.5	30	35	37.5	40
T445806	480/65R28	148D	SB	TL	DW15L	DW 16 L, DW14L, DW18L	19.2	53.5	24.8	161.5	650	46	58	60	R-1W	7605	7430	7295	7155	7045	6945
T445673	500/65R28	150D	SB	TL	DW16L	DW15L, DW18L	19.4	53.5	24.8	161.5	650	46	58	60	R-1W	8090	7905	7760	7605	7495	7385
T445674	540/65R28	154D	SB	TL	DW18L	DW16L, TW18L	21.3	55.5	25.6	167.2	675	46	58	60	R-1W	9050	8850	8685	8520	8390	8265
T445675	600/60R28	157D	SB	TL	DW18L	DW20B, TW18L, TW20B	23	56	24.3	167.5	675	46	58	62	R-1W	9955	9735	9545	9370	9225	9095
T445851	600/65R28	160D	SB	TL	DW20B	DW18L, TW20B, TW18L	23.9	59.1	27.2	178.3	700	46	58	63	R-1W	10870	10615	10415	10220	10075	9920
T445676	540/65R30	155D	SB	TL	DW18L	DW16L, TW18L	21.1	57.6	26.7	174.3	700	46	58	62	R-1W	9360	9140	8975	8795	8675	8545
T445677	540/70R30	159D	SB	TL	DW18L	DW16L, TW18L	21.4	59.3	27.3	178.7	725	46	58	63	R-1W	10560	10320	10130	9930	9790	9645
T445678	600/70R30	165D	SB	TL	DW18L	DW20B, TW18L, TW20B	22.8	63.1	28.7	190	750	46	58	64	R-1W	12435	12145	11925	11695	11520	11355
T445679	620/75R30	169D	SB	TL	DW20B	TW20B	24.6	66.5	30.3	200.7	800	46	58	66	R-1	14000	13680	13425	13175	12975	12785
T445680	600/65R34	163D	SB	TL	DW18L	DW20B, TW18L, TW20B	22.9	64.6	29.7	195.3	775	46	58	66	R-1W	11775	11495	11290	11065	10915	10750
T445681	600/70R34	167D	SB	TL	DW18L	DW20B, TW18L, TW20B	23	67	30.5	202.3	800	46	58	66	R-1W	13160	12855	12620	12380	12190	12015
T445682	600/65R38	165D	SB	TL	DW18L	DW20B, TW18L, TW20B	22.8	68.7	31.7	208	825	46	58	67	R-1W	12435	12145	11925	11695	11520	11355
T445683	650/65R38	169D	SB	TL	DW20B	TW20B	24.9	71.3	32.7	215.7	875	46	58	67	R-1W	14000	13680	13425	13175	12975	12785
T445684	650/75R38	175D	SB	TL	DW20B	DW23B, DW21B, TW20B, TW21B	25.4	76.5	34.6	232	925	46	58	69	R-1W	16655	16280	15975	15665	15445	15210
T445685	650/85R38	178D	SB	TL	DW20B	DW23B, DW21B, TW23B, TW21B, TW20B	25.3	81.3	37	246.9	975	46	58	69	R-1	18110	17690	17360	17030	16790	16535
T445741	710/70R38	177D	SB	TL	DW23B	DW25B, TW23B	28.2	77	35	233.1	925	46	58	69	R-1W	17625	17220	16900	16580	16335	16095
T445852	800/70R38	183D	SB	TL	DW27B	DW25B	32.5	82	37.4	248	975	46	58	71	R-1	21120	20645	20260	19875	19575	19290
T445740	650/65R42	170D	SB	TL	DW20B	DW21B, DW23B	24.9	75.3	34.7	228.3	925	46	58	69	R-1W	14485	14155	13890	13625	13425	13230
T445686	710/70R42	179D	SB	TL	DW23B	DW25B, TW23B	28.2	81.1	37.1	245.5	975	46	58	71	R-1W	18705	18285	17945	17605	17340	17085
T445687	710/75R42	181D	SB	TL	DW23B	DW25B, TW23B	28.2	83.9	38.3	254.3	1025	46	58	72	R-1W	19920	19465	19105	18740	18465	18190

NOKIAN TYRES TRACTOR KING 480/65R28 - T445806

Product code	Size	LI/SS	Reinforced code	TL/TT	Rim	Permitted rims	Width (in)	Diameter (in)	Loaded static radius (in)	Rolling circumference (in)	Speed radius index	Pressure (psi)	Max. inflation pressure (psi)	Tread depth (1/32 in)	Tread code
T445806	480/65R28	148D	SB	TL	DW15L	DW 16 L, DW14L, DW18L	19.2	53.5	24.8	161.5	650	46	58	60	R-1W

LOAD CAPACITY FOR TRACTOR, LB

Pressure (psi)	Tractor												
	2.5 mph	5 mph	10 mph	12 mph	15 mph	17.5 mph	22.5 mph	25 mph	27.5 mph	30 mph	35 mph	37.5 mph	40 mph
12	5435	4795	4290	3935	3790	3680	3585	3505	3415	3360	3295	3240	3195
17	7120	6285	5610	5150	4960	4815	4695	4585	4485	4400	4310	4255	4190
23	8400	7410	6615	6075	5855	5675	5535	5410	5280	5180	5080	5015	4940
29	9370	8265	7385	6780	6535	6340	6175	6040	5895	5785	5675	5600	5510
35	9930	8765	7825	7185	6925	6725	6550	6395	6250	6140	6020	5930	5840
41	10870	9590	8565	7860	7575	7350	7165	7000	6845	6715	6580	6495	6395
46	11805	10415	9305	8545	8235	7990	7780	7605	7430	7295	7155	7045	6945

WATER AND SALT BALLASTING

Tire volume 100%		Water filling 75%		Water/salt filling (75% / -30°C)				Total weight increase	
Litres	Gallons	Litres	Gallons	Water		Salt		kg	lbs
				Litres	Gallons	kg	lbs		
334	88	251	66	206	54	105	231	311	686

(CaCl2, 75%, -30°C) Always use a tube when filled with water/salt.

TUBES AND VALVES

Tubeless valve TR618A

STUDDABLE

Studdable Yes	Number of studs 144 pcs
Marked stud positions on tread	

NOKIAN TYRES TRACTOR KING 500/65R28 - T445673

Product code	Size	LI/SS	Reinforced code	TL/TT	Rim	Permitted rims	Width (in)	Diameter (in)	Loaded static radius (in)	Rolling circumference (in)	Speed radius index	Pressure (psi)	Max. inflation pressure (psi)	Tread depth (1/32 in)	Tread code
T445673	500/65R28	150D	SB	TL	DW16L	DW15L, DW18L	19.4	53.5	24.8	161.5	650	46	58	60	R-1W

LOAD CAPACITY FOR TRACTOR, LB

Pressure (psi)	Tractor													
	2.5 mph	5 mph	10 mph	12 mph	15 mph	17.5 mph	22.5 mph	25 mph	27.5 mph	30 mph	35 mph	37.5 mph	40 mph	
12	5810	5125	4575	4200	4045	3935	3825	3735	3660	3595	3515	3470	3415	
17	7495	6615	5910	5425	5225	5070	4940	4830	4720	4630	4540	4475	4410	
23	8840	7805	6965	6405	6160	5985	5830	5700	5565	5465	5355	5280	5205	
29	9930	8765	7825	7185	6925	6725	6550	6395	6250	6140	6020	5930	5840	
35	10495	9260	8265	7595	7320	7100	6910	6755	6605	6480	6360	6260	6175	
41	11805	10415	9305	8545	8235	7990	7780	7605	7430	7295	7155	7045	6945	
46	12555	11080	9900	9085	8750	8500	8265	8090	7905	7760	7605	7495	7385	

WATER AND SALT BALLASTING

Tire volume 100%		Water filling 75%		Water/salt filling (75% / -30°C)				Total weight increase	
Litres	Gallons	Litres	Gallons	Water		Salt		kg	lbs
				Litres	Gallons	kg	lbs		
334	88	251	66	206	54	105	231	311	686

(CaCl₂, 75%, -30°C) Always use a tube when filled with water/salt.

TUBES AND VALVES

Tubeless valve TR618A

STUDDABLE

Studdable Yes	Number of studs 144 pcs
Marked stud positions on tread	

NOKIAN TYRES TRACTOR KING 540/65R28 - T445674

Product code	Size	LI/SS	Reinforced code	TL/TT	Rim	Permitted rims	Width (in)	Diameter (in)	Loaded static radius (in)	Rolling circumference (in)	Speed radius index	Pressure (psi)	Max. inflation pressure (psi)	Tread depth (1/32 in)	Tread code
T445674	540/65R28	154D	SB	TL	DW18L	DW16L, TW18L	21.3	55.5	25.6	167.2	675	46	58	60	R-1W

LOAD CAPACITY FOR TRACTOR, LB

Pressure (psi)	Tractor												
	2.5 mph	5 mph	10 mph	12 mph	15 mph	17.5 mph	22.5 mph	25 mph	27.5 mph	30 mph	35 mph	37.5 mph	40 mph
12	6560	5785	5170	4750	4575	4440	4320	4220	4135	4055	3980	3915	3860
17	8400	7410	6615	6075	5855	5675	5535	5410	5280	5180	5080	5015	4940
23	9930	8765	7825	7185	6925	6725	6550	6395	6250	6140	6020	5930	5840
29	11245	9920	8865	8135	7835	7605	7410	7240	7075	6945	6810	6715	6615
35	12180	10750	9600	8820	8490	8245	8025	7850	7670	7530	7385	7275	7165
41	13305	11740	10485	9625	9270	9005	8765	8565	8380	8225	8060	7950	7825
46	14055	12400	11080	10175	9800	9515	9260	9050	8850	8685	8520	8390	8265

WATER AND SALT BALLASTING

Tire volume 100%		Water filling 75%		Water/salt filling (75% / -30°C)				Total weight increase	
Litres	Gallons	Litres	Gallons	Water		Salt		kg	lbs
				Litres	Gallons	kg	lbs		
417	110	313	83	257	68	131	288	388	855

(CaCl2, 75%, -30°C) Always use a tube when filled with water/salt.

TUBES AND VALVES

Tubeless valve TR618A

STUDDABLE

Studdable Yes	Number of studs 144 pcs
Marked stud positions on tread	

NOKIAN TYRES TRACTOR KING 600/60R28 - T445675

Product code	Size	LI/SS	Reinforced code	TL/TT	Rim	Permitted rims	Width (in)	Diameter (in)	Loaded static radius (in)	Rolling circumference (in)	Speed radius index	Pressure (psi)	Max. inflation pressure (psi)	Tread depth (1/32 in)	Tread code
T445675	600/60R28	157D	SB	TL	DW18L	DW20B, TW18L, TW20B	23	56	24.3	167.5	675	46	58	62	R-1W

LOAD CAPACITY FOR TRACTOR, LB

Pressure (psi)	Tractor												
	2.5 mph	5 mph	10 mph	12 mph	15 mph	17.5 mph	22.5 mph	25 mph	27.5 mph	30 mph	35 mph	37.5 mph	40 mph
12	6935	6120	5465	5015	4830	4695	4565	4465	4365	4290	4200	4145	4080
17	9105	8035	7175	6590	6350	6160	5995	5865	5730	5620	5525	5435	5355
23	10870	9590	8565	7860	7575	7350	7165	7000	6845	6715	6580	6495	6395
29	12180	10750	9600	8820	8490	8245	8025	7850	7670	7530	7385	7275	7165
35	13305	11740	10485	9625	9270	9005	8765	8565	8380	8225	8060	7950	7825
41	14530	12820	11455	10505	10120	9820	9570	9360	9140	8975	8795	8675	8545
46	15465	13645	12190	11190	10780	10460	10185	9955	9735	9545	9370	9225	9095

WATER AND SALT BALLASTING

Tire volume 100%		Water filling 75%		Water/salt filling (75% / -30°C)				Total weight increase	
Litres	Gallons	Litres	Gallons	Water		Salt		kg	lbs
				Litres	Gallons	kg	lbs		
450	119	338	89	277	73	141	311	418	922

(CaCl2, 75%, -30°C) Always use a tube when filled with water/salt.

TUBES AND VALVES

Tubeless valve TR618A

STUDDABLE

Studdable Yes	Number of studs 136 pcs
Marked stud positions on tread	

NOKIAN TYRES TRACTOR KING 600/65R28 - T445851

Product code	Size	LI/SS	Reinforced code	TL/TT	Rim	Permitted rims	Width (in)	Diameter (in)	Loaded static radius (in)	Rolling circumference (in)	Speed radius index	Pressure (psi)	Max. inflation pressure (psi)	Tread depth (1/32 in)	Tread code
T445851	600/65R28	160D	SB	TL	DW20B	DW18L, TW20B, TW18L	23.9	59.1	27.2	178.3	700	46	58	63	R-1W

LOAD CAPACITY FOR TRACTOR, LB

Pressure (psi)	Tractor												
	2.5 mph	5 mph	10 mph	12 mph	15 mph	17.5 mph	22.5 mph	25 mph	27.5 mph	30 mph	35 mph	37.5 mph	40 mph
12	7715	6810	6085	5590	5380	5225	5080	4970	4860	4775	4675	4610	4540
17	9930	8765	7825	7185	6925	6725	6550	6395	6250	6140	6020	5930	5840
23	11805	10415	9305	8545	8235	7990	7780	7605	7430	7295	7155	7045	6945
29	13305	11740	10485	9625	9270	9005	8765	8565	8380	8225	8060	7950	7825
35	14055	12400	11080	10175	9800	9515	9260	9050	8850	8685	8520	8390	8265
41	15465	13645	12190	11190	10780	10460	10185	9955	9735	9545	9370	9225	9095
46	16865	14880	13295	12205	11760	11410	11110	10870	10615	10415	10220	10075	9920

WATER AND SALT BALLASTING

Tire volume 100%		Water filling 75%		Water/salt filling (75% / -30°C)				Total weight increase	
Litres	Gallons	Litres	Gallons	Water		Salt		kg	lbs
				Litres	Gallons	kg	lbs		
518	137	389	103	319	84	163	358	482	1063

(CaCl2, 75%, -30°C) Always use a tube when filled with water/salt.

TUBES AND VALVES

Tubeless valve TR618A

STUDDABLE

Studdable Yes	Number of studs 144 pcs
Marked stud positions on tread	

NOKIAN TYRES TRACTOR KING 540/65R30 - T445676

Product code	Size	LI/SS	Reinforced code	TL/TT	Rim	Permitted rims	Width (in)	Diameter (in)	Loaded static radius (in)	Rolling circumference (in)	Speed radius index	Pressure (psi)	Max. inflation pressure (psi)	Tread depth (1/32 in)	Tread code
T445676	540/65R30	155D	SB	TL	DW18L	DW16L, TW18L	21.1	57.6	26.7	174.3	700	46	58	62	R-1W

LOAD CAPACITY FOR TRACTOR, LB

Pressure (psi)	Tractor												
	2.5 mph	5 mph	10 mph	12 mph	15 mph	17.5 mph	22.5 mph	25 mph	27.5 mph	30 mph	35 mph	37.5 mph	40 mph
12	6745	5950	5315	4885	4705	4565	4440	4345	4245	4165	4090	4025	3970
17	8620	7605	6790	6240	6010	5830	5675	5555	5425	5325	5225	5150	5070
23	10220	9015	8045	7385	7120	6910	6725	6580	6425	6305	6185	6095	6010
29	11530	10175	9085	8335	8035	7795	7595	7420	7255	7120	6980	6880	6780
35	12555	11080	9900	9085	8750	8500	8265	8090	7905	7760	7605	7495	7385
41	13680	12070	10780	9900	9535	9260	9015	8805	8610	8455	8290	8170	8045
46	14530	12820	11455	10505	10120	9820	9570	9360	9140	8975	8795	8675	8545

WATER AND SALT BALLASTING

Tire volume 100%		Water filling 75%		Water/salt filling (75% / -30°C)				Total weight increase	
Litres	Gallons	Litres	Gallons	Water		Salt		kg	lbs
				Litres	Gallons	kg	lbs		
437	115	328	87	269	71	137	302	406	895

(CaCl2, 75%, -30°C) Always use a tube when filled with water/salt.

TUBES AND VALVES

Tubeless valve TR618A

STUDDABLE

Studdable Yes	Number of studs 144 pcs
Marked stud positions on tread	

NOKIAN TYRES TRACTOR KING 540/70R30 - T445677

Product code	Size	LI/SS	Reinforced code	TL/TT	Rim	Permitted rims	Width (in)	Diameter (in)	Loaded static radius (in)	Rolling circumference (in)	Speed radius index	Pressure (psi)	Max. inflation pressure (psi)	Tread depth (1/32 in)	Tread code
T445677	540/70R30	159D	SB	TL	DW18L	DW16L, TW18L	21.4	59.3	27.3	178.7	725	46	58	63	R-1W

LOAD CAPACITY FOR TRACTOR, LB

Pressure (psi)	Tractor												
	2.5 mph	5 mph	10 mph	12 mph	15 mph	17.5 mph	22.5 mph	25 mph	27.5 mph	30 mph	35 mph	37.5 mph	40 mph
12	7495	6615	5910	5425	5225	5070	4940	4830	4720	4630	4540	4475	4410
17	9655	8520	7605	6980	6725	6525	6360	6215	6075	5965	5840	5765	5675
23	11805	10415	9305	8545	8235	7990	7780	7605	7430	7295	7155	7045	6945
29	12930	11410	10195	9360	9015	8750	8520	8335	8135	7990	7835	7715	7605
35	13680	12070	10780	9900	9535	9260	9015	8805	8610	8455	8290	8170	8045
41	14990	13230	11815	10845	10450	10140	9875	9655	9435	9260	9085	8950	8820
46	16400	14475	12930	11860	11430	11090	10805	10560	10320	10130	9930	9790	9645

WATER AND SALT BALLASTING

Tire volume 100%		Water filling 75%		Water/salt filling (75% / -30°C)				Total weight increase	
Litres	Gallons	Litres	Gallons	Water		Salt		kg	lbs
				Litres	Gallons	kg	lbs		
482	127	362	95	297	78	151	333	448	988

(CaCl2, 75%, -30°C) Always use a tube when filled with water/salt.

TUBES AND VALVES

Tubeless valve TR618A

STUDDABLE

Studdable Yes	Number of studs 152 pcs
Marked stud positions on tread	

NOKIAN TYRES TRACTOR KING 600/70R30 - T445678

Product code	Size	LI/SS	Reinforced code	TL/TT	Rim	Permitted rims	Width (in)	Diameter (in)	Loaded static radius (in)	Rolling circumference (in)	Speed radius index	Pressure (psi)	Max. inflation pressure (psi)	Tread depth (1/32 in)	Tread code
T445678	600/70R30	165D	SB	TL	DW18L	DW20B, TW18L, TW20B	22.8	63.1	28.7	190	750	46	58	64	R-1W

LOAD CAPACITY FOR TRACTOR, LB

Pressure (psi)	Tractor												
	2.5 mph	5 mph	10 mph	12 mph	15 mph	17.5 mph	22.5 mph	25 mph	27.5 mph	30 mph	35 mph	37.5 mph	40 mph
12	8840	7805	6965	6405	6160	5985	5830	5700	5565	5465	5355	5280	5205
17	11245	9920	8865	8135	7835	7605	7410	7240	7075	6945	6810	6715	6615
23	13680	12070	10780	9900	9535	9260	9015	8805	8610	8455	8290	8170	8045
29	14990	13230	11815	10845	10450	10140	9875	9655	9435	9260	9085	8950	8820
35	15930	14055	12555	11530	11100	10780	10495	10265	10030	9845	9655	9515	9370
41	17800	15710	14030	12885	12410	12050	11730	11465	11210	11000	10790	10625	10470
46	19300	17030	15210	13965	13460	13060	12720	12435	12145	11925	11695	11520	11355

WATER AND SALT BALLASTING

Tire volume 100%		Water filling 75%		Water/salt filling (75% / -30°C)				Total weight increase	
Litres	Gallons	Litres	Gallons	Water		Salt		kg	lbs
				Litres	Gallons	kg	lbs		
600	159	450	119	369	98	188	415	557	1228

(CaCl₂, 75%, -30°C) Always use a tube when filled with water/salt.

TUBES AND VALVES

Tubeless valve TR618A

STUDDABLE

Studdable Yes	Number of studs 152 pcs
Marked stud positions on tread	

NOKIAN TYRES TRACTOR KING 620/75R30 - T445679

Product code	Size	LI/SS	Reinforced code	TL/TT	Rim	Permitted rims	Width (in)	Diameter (in)	Loaded static radius (in)	Rolling circumference (in)	Speed radius index	Pressure (psi)	Max. inflation pressure (psi)	Tread depth (1/32 in)	Tread code
T445679	620/75R30	169D	SB	TL	DW20B	TW20B	24.6	66.5	30.3	200.7	800	46	58	66	R-1

LOAD CAPACITY FOR TRACTOR, LB

Pressure (psi)	Tractor												
	2.5 mph	5 mph	10 mph	12 mph	15 mph	17.5 mph	22.5 mph	25 mph	27.5 mph	30 mph	35 mph	37.5 mph	40 mph
12	9930	8765	7825	7185	6925	6725	6550	6395	6250	6140	6020	5930	5840
17	12555	11080	9900	9085	8750	8500	8265	8090	7905	7760	7605	7495	7385
23	15465	13645	12190	11190	10780	10460	10185	9955	9735	9545	9370	9225	9095
29	16865	14880	13295	12205	11760	11410	11110	10870	10615	10415	10220	10075	9920
35	18275	16125	14405	13215	12730	12355	12035	11775	11495	11290	11065	10915	10750
41	19865	17525	15655	14375	13845	13435	13085	12800	12500	12270	12035	11860	11685
46	21740	19180	17130	15730	15155	14705	14320	14000	13680	13425	13175	12975	12785

WATER AND SALT BALLASTING

Tire volume 100%		Water filling 75%		Water/salt filling (75% / -30°C)				Total weight increase	
Litres	Gallons	Litres	Gallons	Water		Salt		kg	lbs
				Litres	Gallons	kg	lbs		
751	198	563	149	462	122	236	519	698	1539

(CaCl₂, 75%, -30°C) Always use a tube when filled with water/salt.

TUBES AND VALVES

Tubeless valve TR618A

STUDDABLE

Studdable Yes	Number of studs 152 pcs
Marked stud positions on tread	

NOKIAN TYRES TRACTOR KING 600/65R34 - T445680

Product code	Size	LI/SS	Reinforced code	TL/TT	Rim	Permitted rims	Width (in)	Diameter (in)	Loaded static radius (in)	Rolling circumference (in)	Speed radius index	Pressure (psi)	Max. inflation pressure (psi)	Tread depth (1/32 in)	Tread code
T445680	600/65R34	163D	SB	TL	DW18L	DW20B, TW18L, TW20B	22.9	64.6	29.7	195.3	775	46	58	66	R-1W

LOAD CAPACITY FOR TRACTOR, LB

Pressure (psi)	Tractor												
	2.5 mph	5 mph	10 mph	12 mph	15 mph	17.5 mph	22.5 mph	25 mph	27.5 mph	30 mph	35 mph	37.5 mph	40 mph
12	8400	7410	6615	6075	5855	5675	5535	5410	5280	5180	5080	5015	4940
17	10870	9590	8565	7860	7575	7350	7165	7000	6845	6715	6580	6495	6395
23	12930	11410	10195	9360	9015	8750	8520	8335	8135	7990	7835	7715	7605
29	14530	12820	11455	10505	10120	9820	9570	9360	9140	8975	8795	8675	8545
35	15465	13645	12190	11190	10780	10460	10185	9955	9735	9545	9370	9225	9095
41	16865	14880	13295	12205	11760	11410	11110	10870	10615	10415	10220	10075	9920
46	18275	16125	14405	13215	12730	12355	12035	11775	11495	11290	11065	10915	10750

WATER AND SALT BALLASTING

Tire volume 100%		Water filling 75%		Water/salt filling (75% / -30°C)				Total weight increase	
Litres	Gallons	Litres	Gallons	Water		Salt		kg	lbs
				Litres	Gallons	kg	lbs		
592	156	444	117	364	96	186	409	550	1213

(CaCl₂, 75%, -30°C) Always use a tube when filled with water/salt.

TUBES AND VALVES

Tubeless valve TR618A

STUDDABLE

Studdable Yes	Number of studs 152 pcs
Marked stud positions on tread	

NOKIAN TYRES TRACTOR KING 600/70R34 - T445681

Product code	Size	LI/SS	Reinforced code	TL/TT	Rim	Permitted rims	Width (in)	Diameter (in)	Loaded static radius (in)	Rolling circumference (in)	Speed radius index	Pressure (psi)	Max. inflation pressure (psi)	Tread depth (1/32 in)	Tread code
T445681	600/70R34	167D	SB	TL	DW18L	DW20B, TW18L, TW20B	23	67	30.5	202.3	800	46	58	66	R-1W

LOAD CAPACITY FOR TRACTOR, LB

Pressure (psi)	Tractor												
	2.5 mph	5 mph	10 mph	12 mph	15 mph	17.5 mph	22.5 mph	25 mph	27.5 mph	30 mph	35 mph	37.5 mph	40 mph
12	9370	8265	7385	6780	6535	6340	6175	6040	5895	5785	5675	5600	5510
17	11805	10415	9305	8545	8235	7990	7780	7605	7430	7295	7155	7045	6945
23	14530	12820	11455	10505	10120	9820	9570	9360	9140	8975	8795	8675	8545
29	15930	14055	12555	11530	11100	10780	10495	10265	10030	9845	9655	9515	9370
35	16865	14880	13295	12205	11760	11410	11110	10870	10615	10415	10220	10075	9920
41	18740	16535	14770	13560	13060	12675	12345	12070	11795	11575	11355	11190	11025
46	20425	18025	16105	14780	14240	13825	13460	13160	12855	12620	12380	12190	12015

WATER AND SALT BALLASTING

Tire volume 100%		Water filling 75%		Water/salt filling (75% / -30°C)				Total weight increase	
Litres	Gallons	Litres	Gallons	Water		Salt		kg	lbs
				Litres	Gallons	kg	lbs		
667	176	500	132	410	108	209	461	619	1365

(CaCl2, 75%, -30°C) Always use a tube when filled with water/salt.

TUBES AND VALVES

Tubeless valve TR618A

STUDDABLE

Studdable Yes	Number of studs 160 pcs
Marked stud positions on tread	

NOKIAN TYRES TRACTOR KING 600/65R38 - T445682

Product code	Size	LI/SS	Reinforced code	TL/TT	Rim	Permitted rims	Width (in)	Diameter (in)	Loaded static radius (in)	Rolling circumference (in)	Speed radius index	Pressure (psi)	Max. inflation pressure (psi)	Tread depth (1/32 in)	Tread code
T445682	600/65R38	165D	SB	TL	DW18L	DW20B, TW18L, TW20B	22.8	68.7	31.7	208	825	46	58	67	R-1W

LOAD CAPACITY FOR TRACTOR, LB

Pressure (psi)	Tractor												
	2.5 mph	5 mph	10 mph	12 mph	15 mph	17.5 mph	22.5 mph	25 mph	27.5 mph	30 mph	35 mph	37.5 mph	40 mph
12	8840	7805	6965	6405	6160	5985	5830	5700	5565	5465	5355	5280	5205
17	11530	10175	9085	8335	8035	7795	7595	7420	7255	7120	6980	6880	6780
23	13680	12070	10780	9900	9535	9260	9015	8805	8610	8455	8290	8170	8045
29	14990	13230	11815	10845	10450	10140	9875	9655	9435	9260	9085	8950	8820
35	16400	14475	12930	11860	11430	11090	10805	10560	10320	10130	9930	9790	9645
41	17800	15710	14030	12885	12410	12050	11730	11465	11210	11000	10790	10625	10470
46	19300	17030	15210	13965	13460	13060	12720	12435	12145	11925	11695	11520	11355

WATER AND SALT BALLASTING

Tire volume 100%		Water filling 75%		Water/salt filling (75% / -30°C)				Total weight increase	
Litres	Gallons	Litres	Gallons	Water		Salt		kg	lbs
				Litres	Gallons	kg	lbs		
632	167	474	125	389	103	198	437	587	1294

(CaCl2, 75%, -30°C) Always use a tube when filled with water/salt.

TUBES AND VALVES

Tubeless valve TR618A

STUDDABLE

Studdable Yes	Number of studs 160 pcs
Marked stud positions on tread	

NOKIAN TYRES TRACTOR KING 650/65R38 - T445683

Product code	Size	LI/SS	Reinforced code	TL/TT	Rim	Permitted rims	Width (in)	Diameter (in)	Loaded static radius (in)	Rolling circumference (in)	Speed radius index	Pressure (psi)	Max. inflation pressure (psi)	Tread depth (1/32 in)	Tread code
T445683	650/65R38	169D	SB	TL	DW20B	TW20B	24.9	71.3	32.7	215.7	875	46	58	67	R-1W

LOAD CAPACITY FOR TRACTOR, LB

Pressure (psi)	Tractor												
	2.5 mph	5 mph	10 mph	12 mph	15 mph	17.5 mph	22.5 mph	25 mph	27.5 mph	30 mph	35 mph	37.5 mph	40 mph
12	9930	8765	7825	7185	6925	6725	6550	6395	6250	6140	6020	5930	5840
17	12930	11410	10195	9360	9015	8750	8520	8335	8135	7990	7835	7715	7605
23	15465	13645	12190	11190	10780	10460	10185	9955	9735	9545	9370	9225	9095
29	16865	14880	13295	12205	11760	11410	11110	10870	10615	10415	10220	10075	9920
35	18275	16125	14405	13215	12730	12355	12035	11775	11495	11290	11065	10915	10750
41	19865	17525	15655	14375	13845	13435	13085	12800	12500	12270	12035	11860	11685
46	21740	19180	17130	15730	15155	14705	14320	14000	13680	13425	13175	12975	12785

WATER AND SALT BALLASTING

Tire volume 100%		Water filling 75%		Water/salt filling (75% / -30°C)				Total weight increase	
Litres	Gallons	Litres	Gallons	Water		Salt		kg	lbs
				Litres	Gallons	kg	lbs		
801	212	601	159	493	130	251	554	744	1640

(CaCl₂, 75%, -30°C) Always use a tube when filled with water/salt.

TUBES AND VALVES

Tubeless valve TR618A

STUDDABLE

Studdable Yes	Number of studs 152 pcs
Marked stud positions on tread	

NOKIAN TYRES TRACTOR KING 650/75R38 - T445684

Product code	Size	LI/SS	Reinforced code	TL/TT	Rim	Permitted rims	Width (in)	Diameter (in)	Loaded static radius (in)	Rolling circumference (in)	Speed radius index	Pressure (psi)	Max. inflation pressure (psi)	Tread depth (1/32 in)	Tread code
T445684	650/75R38	175D	SB	TL	DW20B	DW23B, DW21B, TW20B, TW21B	25.4	76.5	34.6	232	925	46	58	69	R-1W

LOAD CAPACITY FOR TRACTOR, LB

Pressure (psi)	Tractor												
	2.5 mph	5 mph	10 mph	12 mph	15 mph	17.5 mph	22.5 mph	25 mph	27.5 mph	30 mph	35 mph	37.5 mph	40 mph
12	11805	10415	9305	8545	8235	7990	7780	7605	7430	7295	7155	7045	6945
17	14990	13230	11815	10845	10450	10140	9875	9655	9435	9260	9085	8950	8820
23	18275	16125	14405	13215	12730	12355	12035	11775	11495	11290	11065	10915	10750
29	20425	18025	16105	14780	14240	13825	13460	13160	12855	12620	12380	12190	12015
35	21740	19180	17130	15730	15155	14705	14320	14000	13680	13425	13175	12975	12785
41	23610	20835	18605	17085	16460	15975	15555	15210	14860	14585	14310	14100	13890
46	25860	22820	20380	18705	18025	17495	17040	16655	16280	15975	15665	15445	15210

WATER AND SALT BALLASTING

Tire volume 100%		Water filling 75%		Water/salt filling (75% / -30°C)				Total weight increase	
Litres	Gallons	Litres	Gallons	Water		Salt		kg	lbs
				Litres	Gallons	kg	lbs		
987	261	740	196	607	160	310	683	917	2022

(CaCl2, 75%, -30°C) Always use a tube when filled with water/salt.

TUBES AND VALVES

Tubeless valve
TR618A

STUDDABLE

Studdable	Number of studs
Yes	168 pcs
Marked stud positions on tread	

NOKIAN TYRES TRACTOR KING 650/85R38 - T445685

Product code	Size	LI/SS	Reinforced code	TL/TT	Rim	Permitted rims	Width (in)	Diameter (in)	Loaded static radius (in)	Rolling circumference (in)	Speed radius index	Pressure (psi)	Max. inflation pressure (psi)	Tread depth (1/32 in)	Tread code
T445685	650/85R38	178D	SB	TL	DW20B	DW23B, DW21B, TW23B, TW21B, TW20B	25.3	81.3	37	246.9	975	46	58	69	R-1

LOAD CAPACITY FOR TRACTOR, LB

Pressure (psi)	Tractor												
	2.5 mph	5 mph	10 mph	12 mph	15 mph	17.5 mph	22.5 mph	25 mph	27.5 mph	30 mph	35 mph	37.5 mph	40 mph
12	13305	11740	10485	9625	9270	9005	8765	8565	8380	8225	8060	7950	7825
17	16865	14880	13295	12205	11760	11410	11110	10870	10615	10415	10220	10075	9920
23	20425	18025	16105	14780	14240	13825	13460	13160	12855	12620	12380	12190	12015
29	22485	19840	17725	16270	15675	15210	14815	14485	14155	13890	13625	13425	13230
35	24360	21495	19200	17625	16985	16480	16050	15695	15335	15045	14760	14550	14330
41	26610	23480	20975	19255	18550	18000	17525	17140	16745	16435	16125	15885	15655
46	28110	24800	22155	20340	19600	19015	18520	18110	17690	17360	17030	16790	16535

WATER AND SALT BALLASTING

Tire volume 100%		Water filling 75%		Water/salt filling (75% / -30°C)				Total weight increase	
Litres	Gallons	Litres	Gallons	Water		Salt		kg	lbs
				Litres	Gallons	kg	lbs		
1176	311	882	233	724	191	369	813	1093	2410

(CaCl2, 75%, -30°C) Always use a tube when filled with water/salt.

TUBES AND VALVES

Tubeless valve
TR618A

STUDDABLE

Studdable	Number of studs
Yes	176 pcs
Marked stud positions on tread	

NOKIAN TYRES TRACTOR KING 710/70R38 - T445741

Product code	Size	LI/SS	Reinforced code	TL/TT	Rim	Permitted rims	Width (in)	Diameter (in)	Loaded static radius (in)	Rolling circumference (in)	Speed radius index	Pressure (psi)	Max. inflation pressure (psi)	Tread depth (1/32 in)	Tread code
T445741	710/70R38	177D	SB	TL	DW23B	DW25B, TW23B	28.2	77	35	233.1	925	46	58	69	R-1W

LOAD CAPACITY FOR TRACTOR, LB

Pressure (psi)	Tractor												
	2.5 mph	5 mph	10 mph	12 mph	15 mph	17.5 mph	22.5 mph	25 mph	27.5 mph	30 mph	35 mph	37.5 mph	40 mph
12	12555	11080	9900	9085	8750	8500	8265	8090	7905	7760	7605	7495	7385
17	16400	14475	12930	11860	11430	11090	10805	10560	10320	10130	9930	9790	9645
23	19865	17525	15655	14375	13845	13435	13085	12800	12500	12270	12035	11860	11685
29	21740	19180	17130	15730	15155	14705	14320	14000	13680	13425	13175	12975	12785
35	23050	20340	18165	16680	16070	15600	15190	14850	14505	14240	13965	13755	13560
41	25860	22820	20380	18705	18025	17495	17040	16655	16280	15975	15665	15445	15210
46	27360	24140	21560	19800	19070	18510	18025	17625	17220	16900	16580	16335	16095

WATER AND SALT BALLASTING

Tire volume 100%		Water filling 75%		Water/salt filling (75% / -30°C)				Total weight increase	
Litres	Gallons	Litres	Gallons	Water		Salt		kg	lbs
				Litres	Gallons	kg	lbs		
1063	281	797	211	654	173	333	735	987	2176

(CaCl2, 75%, -30°C) Always use a tube when filled with water/salt.

TUBES AND VALVES

Tubeless valve TR618A

STUDDABLE

Studdable Yes	Number of studs 160 pcs
Marked stud positions on tread	

NOKIAN TYRES TRACTOR KING 800/70R38 - T445852

Product code	Size	LI/SS	Reinforced code	TL/TT	Rim	Permitted rims	Width (in)	Diameter (in)	Loaded static radius (in)	Rolling circumference (in)	Speed radius index	Pressure (psi)	Max. inflation pressure (psi)	Tread depth (1/32 in)	Tread code
T445852	800/70R38	183D	SB	TL	DW27B	DW25B	32.5	82	37.4	248	975	46	58	71	R-1

LOAD CAPACITY FOR TRACTOR, LB

Pressure (psi)	Tractor												
	2.5 mph	5 mph	10 mph	12 mph	15 mph	17.5 mph	22.5 mph	25 mph	27.5 mph	30 mph	35 mph	37.5 mph	40 mph
12	15465	13645	12190	11190	10780	10460	10185	9955	9735	9545	9370	9225	9095
17	19865	17525	15655	14375	13845	13435	13085	12800	12500	12270	12035	11860	11685
23	24360	21495	19200	17625	16985	16480	16050	15695	15335	15045	14760	14550	14330
29	26610	23480	20975	19255	18550	18000	17525	17140	16745	16435	16125	15885	15655
35	28110	24800	22155	20340	19600	19015	18520	18110	17690	17360	17030	16790	16535
41	30920	27280	24370	22375	21550	20920	20370	19920	19465	19105	18740	18465	18190
46	32795	28935	25850	23735	22860	22190	21605	21120	20645	20260	19875	19575	19290

WATER AND SALT BALLASTING

Tire volume 100%		Water filling 75%		Water/salt filling (75% / -30°C)				Total weight increase	
Litres	Gallons	Litres	Gallons	Water		Salt		kg	lbs
				Litres	Gallons	kg	lbs		
1462	386	1097	290	900	238	459	1011	1359	2996

(CaCl₂, 75%, -30°C) Always use a tube when filled with water/salt.

TUBES AND VALVES

Tubeless valve TR618A

STUDDABLE

Studdable Yes	Number of studs 160 pcs
Marked stud positions on tread	

NOKIAN TYRES TRACTOR KING 650/65R42 - T445740

Product code	Size	LI/SS	Reinforced code	TL/TT	Rim	Permitted rims	Width (in)	Diameter (in)	Loaded static radius (in)	Rolling circumference (in)	Speed radius index	Pressure (psi)	Max. inflation pressure (psi)	Tread depth (1/32 in)	Tread code
T445740	650/65R42	170D	SB	TL	DW20B	DW21B, DW23B	24.9	75.3	34.7	228.3	925	46	58	69	R-1W

LOAD CAPACITY FOR TRACTOR, LB

Pressure (psi)	Tractor												
	2.5 mph	5 mph	10 mph	12 mph	15 mph	17.5 mph	22.5 mph	25 mph	27.5 mph	30 mph	35 mph	37.5 mph	40 mph
12	10495	9260	8265	7595	7320	7100	6910	6755	6605	6480	6360	6260	6175
17	13680	12070	10780	9900	9535	9260	9015	8805	8610	8455	8290	8170	8045
23	15930	14055	12555	11530	11100	10780	10495	10265	10030	9845	9655	9515	9370
29	17800	15710	14030	12885	12410	12050	11730	11465	11210	11000	10790	10625	10470
35	19300	17030	15210	13965	13460	13060	12720	12435	12145	11925	11695	11520	11355
41	20990	18520	16545	15190	14630	14200	13825	13515	13205	12965	12720	12535	12345
46	22485	19840	17725	16270	15675	15210	14815	14485	14155	13890	13625	13425	13230

WATER AND SALT BALLASTING

Tire volume 100%		Water filling 75%		Water/salt filling (75% / -30°C)				Total weight increase	
Litres	Gallons	Litres	Gallons	Water		Salt		kg	lbs
				Litres	Gallons	kg	lbs		
835	221	626	165	514	136	262	578	776	1711

(CaCl2, 75%, -30°C) Always use a tube when filled with water/salt.

TUBES AND VALVES

Tubeless valve TR618A

STUDDABLE

Studdable Yes	Number of studs 160 pcs
Marked stud positions on tread	

NOKIAN TYRES TRACTOR KING 710/70R42 - T445686

Product code	Size	LI/SS	Reinforced code	TL/TT	Rim	Permitted rims	Width (in)	Diameter (in)	Loaded static radius (in)	Rolling circumference (in)	Speed radius index	Pressure (psi)	Max. inflation pressure (psi)	Tread depth (1/32 in)	Tread code
T445686	710/70R42	179D	SB	TL	DW23B	DW25B, TW23B	28.2	81.1	37.1	245.5	975	46	58	71	R-1W

LOAD CAPACITY FOR TRACTOR, LB

Pressure (psi)	Tractor													
	2.5 mph	5 mph	10 mph	12 mph	15 mph	17.5 mph	22.5 mph	25 mph	27.5 mph	30 mph	35 mph	37.5 mph	40 mph	
12	13305	11740	10485	9625	9270	9005	8765	8565	8380	8225	8060	7950	7825	
17	16865	14880	13295	12205	11760	11410	11110	10870	10615	10415	10220	10075	9920	
23	20990	18520	16545	15190	14630	14200	13825	13515	13205	12965	12720	12535	12345	
29	23050	20340	18165	16680	16070	15600	15190	14850	14505	14240	13965	13755	13560	
35	24360	21495	19200	17625	16985	16480	16050	15695	15335	15045	14760	14550	14330	
41	26610	23480	20975	19255	18550	18000	17525	17140	16745	16435	16125	15885	15655	
46	29045	25630	22895	21020	20250	19655	19135	18705	18285	17945	17605	17340	17085	

WATER AND SALT BALLASTING

Tire volume 100%		Water filling 75%		Water/salt filling (75% / -30°C)				Total weight increase	
Litres	Gallons	Litres	Gallons	Water		Salt		kg	lbs
				Litres	Gallons	kg	lbs		
1199	317	899	238	738	195	376	829	1114	2456

(CaCl2, 75%, -30°C) Always use a tube when filled with water/salt.

TUBES AND VALVES

Tubeless valve TR618A

STUDDABLE

Studdable Yes	Number of studs 168 pcs
Marked stud positions on tread	

NOKIAN TYRES TRACTOR KING 710/75R42 - T445687

Product code	Size	LI/SS	Reinforced code	TL/TT	Rim	Permitted rims	Width (in)	Diameter (in)	Loaded static radius (in)	Rolling circumference (in)	Speed radius index	Pressure (psi)	Max. inflation pressure (psi)	Tread depth (1/32 in)	Tread code
T445687	710/75R42	181D	SB	TL	DW23B	DW25B, TW23B	28.2	83.9	38.3	254.3	1025	46	58	72	R-1W

LOAD CAPACITY FOR TRACTOR, LB

Pressure (psi)	Tractor												
	2.5 mph	5 mph	10 mph	12 mph	15 mph	17.5 mph	22.5 mph	25 mph	27.5 mph	30 mph	35 mph	37.5 mph	40 mph
12	14055	12400	11080	10175	9800	9515	9260	9050	8850	8685	8520	8390	8265
17	18275	16125	14405	13215	12730	12355	12035	11775	11495	11290	11065	10915	10750
23	22485	19840	17725	16270	15675	15210	14815	14485	14155	13890	13625	13425	13230
29	24360	21495	19200	17625	16985	16480	16050	15695	15335	15045	14760	14550	14330
35	25860	22820	20380	18705	18025	17495	17040	16655	16280	15975	15665	15445	15210
41	28110	24800	22155	20340	19600	19015	18520	18110	17690	17360	17030	16790	16535
46	30920	27280	24370	22375	21550	20920	20370	19920	19465	19105	18740	18465	18190

WATER AND SALT BALLASTING

Tire volume 100%		Water filling 75%		Water/salt filling (75% / -30°C)				Total weight increase	
Litres	Gallons	Litres	Gallons	Water		Salt		kg	lbs
				Litres	Gallons	kg	lbs		
1329	351	997	263	818	216	417	919	1235	2723

(CaCl2, 75%, -30°C) Always use a tube when filled with water/salt.

TUBES AND VALVES

Tubeless valve TR618A

STUDDABLE

Studdable Yes	Number of studs 168 pcs
Marked stud positions on tread	



AGRICULTURAL AND CONTRACTING

Tractors and other agricultural machines are getting bigger and also faster in transition driving and other such situations. Consequently, low soil compaction and fuel costs are particular focus areas. In response to the quickly changing demands of farming, we are developing new radial products alongside the traditional cross-ply tires. Our extensive range of special agricultural tires provides farmers and the environment with controlled power and gentle efficiency throughout the year, every year.

nokian[®]
TYRES

AGRICULTURAL AND CONTRACTING TIRES

TRACTOR



141
Nokian Tyres
TR Multiplus



143
Nokian Tyres
Ground King



165
Nokian Tyres
Hakkapeliitta
TRI



202
Nokian Tyres
Soil King VF



212
Nokian Tyres
TRI 2



249
Nokian Tyres
TRI Steel

TRAILER



253
Nokian Tyres
Country King



270
Nokian Tyres
CT



277
Nokian Tyres
ELS



291
Nokian Tyres
Float King VF

WHEEL LOADER

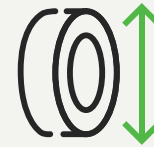


165
Nokian Tyres
Hakkapeliitta
TRI

NOKIAN TYRES TR MULTIPLUS

FOR TRACTORS USED IN VERSATILE CONDITIONS LIKE FORESTRY, AGRICULTURAL WORK AND ROAD TRANSPORTS

- Radial construction forms wide footprint together with deep and open tread design, enabling excellent traction properties.
- Radial construction enables durability and good driving properties in road transports.
- Strengthened sidewalls enable use in conditions where punctures and cuts are possible, such as stony fields or forests.



AVAILABLE SIZES

More information on the Nokian Tyres TR Multiplus sizes is available on page 109.

- 500/65R24 - T445410
- 500/65R28 - T445411
- 540/65R28 - T445412
- 600/65R34 - T445413
- 600/65R38 - T445414
- 650/65R38 - T445415



NOKIAN TYRES TR MULTIPLUS

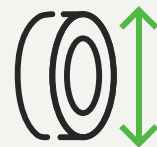
ALL SIZES

Product code	Size	LI/SS	Reinforced code	TL/TT	Rim	Permitted rims	Width (in)	Diameter (in)	Loaded static radius (in)	Rolling circumference (in)	Speed radius index	Pressure (psi)	Max. inflation pressure (psi)	Tread depth (1/32 in)	Tread code	Load capacity for Tractor, lb					
																Speed (mph)					
																15	17.5	22.5	25	27.5	30
T445410	500/65R24	142A8 (139B)	SB	TL	DW15L	DW16L, W16L, W15L, W14L, DW13L, W13	19.3	48.9	22.6	147	600	35	46	60	R-1	6480	6250	6020	5840	5610	5315
T445411	500/65R28	144A8 (141B)	SB	TL	DW15L	DW16L, W16L, W15L, W14L, W13	19.3	52.8	24.5	159.6	650	35	46	60	R-1	6855	6605	6360	6175	5930	5620
T445412	540/65R28	149A8 (146B)	SB	TL	DW16	W15L, W16L, DW18L, W18L, DW 16 L	20.6	55.5	25.7	167.5	675	35	46	64	R-1	7960	7670	7385	7165	6880	6525
T445413	600/65R34	157A8 (154B)	SB	TL	DW18L	W16L, W18L, DW20B, DW 16 L	23	64.6	29.5	194.1	775	35	46	66	R-1	10095	9735	9370	9095	8730	8280
T445414	600/65R38	159A8 (156B)	SB	TL	DW18L	W16L, W18L, DW20B, DW 16 L	23	68.6	31.9	208.3	825	35	46	66	R-1	10705	10320	9930	9645	9260	8775
T445415	650/65R38	164A8 (160B)	SB	TL	DW20B	DW18	25.2	71.2	33	215.9	875	35	46	67	R-1	11925	11495	11065	10750	10320	9780

NOKIAN TYRES GROUND KING

CROSSOVER TIRE FOR MIXED AGRICULTURAL WORK

- Advanced alternative for the lug pattern traction tire that combines the features and benefits of two pattern types.
- Solid performance on fields and roads with traction, multi-directional grip and continuous contact.
- Supports the versatile use of implements with stability, high strength and load capacity.



AVAILABLE SIZES

- 420/70R28 - T445733
- 480/65R28 - T445764
- 480/70R28 - T445735
- 540/65R28 - T445737
- 600/65R28 - T445762
- 600/70R28 - T445763
- 540/65R30 - T445728
- 600/70R30 - T445726
- 600/65R34 - T445729
- 600/70R34 - T445730
- 650/65R34 - T445731
- 520/70R38 - T445732
- 580/70R38 - T445734
- 600/65R38 - T445765
- 650/65R38 - T445738
- 650/85R38 - T445743
- 710/70R38 - T445744
- 650/65R42 - T445727
- 710/70R42 - T445725
- 710/75R42 - T445722

NOKIAN TYRES GROUND KING

ALL SIZES

Product code	Size	LI/SS	Reinforced code	TL/TT	Rim	Permitted rims	Width (in)	Diameter (in)	Loaded static radius (in)	Rolling circumference (in)	Speed radius index	Pressure (psi)	Max. inflation pressure (psi)	Tread depth (1/32 in)	Tread code	M+S	Load capacity for Tractor, lb					
																	Speed (mph)					
																	27.5	30	35	37.5	40	42.5
T445733	420/70R28	144D (141E)	SB	TL	DW13	DW14L	16.1	53.2	24.4	161.5	650	46	46	58	R-1W	Yes	6605	6480	6360	6260	6175	5620
T445764	480/65R28	148D (145E)	SB	TL	DW15L	DW 14L	18.7	53.1	24.3	161.1	650	46	46	57	R-1W	Yes	7430	7295	7155	7045	6945	6315
T445735	480/70R28	151D (148E)	SB	TL	DW 15L	DW16L, DW14L	18.5	55.5	25.3	168.1	675	46	46	60	R-1W	Yes	8135	7990	7835	7715	7605	6925
T445737	540/65R28	154D (151E)	SB	TL	DW18L	DW16L	21.1	55.2	25.1	167.1	675	46	46	63		Yes	8850	8685	8520	8390	8265	7530
T445762	600/65R28	160D (156E)	SB	TL	DW20B	DW18L	23.6	59.3	26.9	179.7	700	46	46	69	R-1W	Yes	10615	10415	10220	10075	9920	9030
T445763	600/70R28	164D (160E)	SB	TL	DW20B	DW18L	23.7	61.5	27.9	187.2	725	46	46	69	R-1W	Yes	11795	11575	11355	11190	11025	10030
T445728	540/65R30	155D (152E)	SB	TL	DW18L	DW16L	21.1	58.1	26.7	175.2	700	46	46	63	R-1W	Yes	9140	8975	8795	8675	8545	7770
T445726	600/70R30	165D (161E)	SB	TL	DW20B	DW18L	23.6	62.5	28.1	189.8	750	46	46	69	R-1W	Yes	12145	11925	11695	11520	11355	10330
T445729	600/65R34	163D (159E)	SB	TL	DW20B	DW18L	23.6	64.7	29.6	197.5	775	46	46	69	R-1W	Yes	11495	11290	11065	10915	10750	9780
T445730	600/70R34	167D (163E)	SB	TL	DW20B	DW18L	23.4	67	30.4	203.5	800	46	46	69	R-1W	Yes	12855	12620	12380	12190	12015	10935
T445731	650/65R34	167D (164E)	SB	TL	DW20B		24.9	66.9	30.3	203.7	825	46	46	69	R-1W	Yes	12855	12620	12380	12190	12015	10935
T445732	520/70R38	160D (157E)	SB	TL	DW16L	DW18L	20.3	69	31.6	210.3	825	46	46	69	R-1W	Yes	10615	10415	10220	10075	9920	9030
T445734	580/70R38	166D (163E)	SB	TL	DW18L		22.7	72	32.9	219.4	875	46	46	71	R-1W	Yes	12500	12270	12035	11860	11685	10635
T445765	600/65R38	165D (161E)	SB	TL	DW20B	DW18L	23.7	68.7	31.4	209.5	825	46	46	69	R-1W	Yes	12145	11925	11695	11520	11355	10330
T445738	650/65R38	169D (166E)	SB	TL	DW20B		25.4	71.7	32.6	218.1	875	46	46	74	R-1W	Yes	13680	13425	13175	12975	12785	11640
T445743	650/85R38	178D (175E)	SB	TL	DW20B	DW21B, DW23B	25.4	81.5	36.7	246.9	975	46	46	79	R-1W	Yes	17690	17360	17030	16790	16535	15045
T445744	710/70R38	177D (174E)	SB	TL	DW23B	DW25B	27.8	76.9	34.8	233.6	925	46	46	78	R-1W	Yes	17220	16900	16580	16335	16095	14650
T445727	650/65R42	170D (167E)	SB	TL	DW20B		25	75.3	34.3	228.8	925	46	46	74	R-1W	Yes	14155	13890	13625	13425	13230	12035
T445725	710/70R42	179D (175E)	SB	TL	DW23B		27.8	81.1	36.7	245.9	975	46	46	78	R-1W	Yes	18285	17945	17605	17340	17085	15555
T445722	710/75R42	181D (178E)	SB	TL	DW23B		27.7	83.9	38	255	1025	46	46	78	R-1W	Yes	19465	19105	18740	18465	18190	16555

NOKIAN TYRES GROUND KING 420/70R28 - T445733

Product code	Size	LI/SS	Reinforced code	TL/TT	Rim	Permitted rims	Width (in)	Diameter (in)	Loaded static radius (in)	Rolling circumference (in)	Speed radius index	Pressure (psi)	Max. inflation pressure (psi)	Tread depth (1/32 in)	Tread code	M+S
T445733	420/70R28	144D (141E)	SB	TL	DW13	DW14L	16.1	53.2	24.4	161.5	650	46	46	58	R-1W	Yes

LOAD CAPACITY FOR TRACTOR, LB

Pressure (psi)	Tractor														
	2.5 mph	5 mph	10 mph	12 mph	15 mph	17.5 mph	22.5 mph	25 mph	27.5 mph	30 mph	35 mph	37.5 mph	40 mph	42.5 mph	
12	4950	4365	3900	3585	3450	3350	3265	3185	3110	3055	3000	2955	2910	2645	
17	6370	5620	5025	4610	4440	4310	4200	4100	4010	3935	3860	3805	3750	3405	
23	7715	6810	6085	5590	5380	5225	5080	4970	4860	4775	4675	4610	4540	4135	
29	8400	7410	6615	6075	5855	5675	5535	5410	5280	5180	5080	5015	4940	4495	
35	9105	8035	7175	6590	6350	6160	5995	5865	5730	5620	5525	5435	5355	4870	
41	9930	8765	7825	7185	6925	6725	6550	6395	6250	6140	6020	5930	5840	5315	
46	10495	9260	8265	7595	7320	7100	6910	6755	6605	6480	6360	6260	6175	5620	

Increase the inflation pressure by 40 kPa (0,4 bar , 7 psi) for : Extensive road driving and use on slopes with inclination more than 20%. Do not exceed maximum pressure. In dual formation the load capacity is 0,88 x single tire load capacity per tire. For high torque field application use 30km/h line.

WATER AND SALT BALLASTING

Tire volume 100%		Water filling 75%		Water/salt filling (75% / -30°C)				Total weight increase	
Litres	Gallons	Litres	Gallons	Water		Salt		kg	lbs
				Litres	Gallons	kg	lbs		
265	70	199	53	163	43	83	183	246	542

(CaCl₂, 75%, -30°C) Always use a tube when filled with water/salt.

TUBES AND VALVES

Tubeless valve TR618A

STUDDABLE

Studdable Yes	Number of studs 144 pcs
Marked stud positions on tread	Recommended stud 12-20,12-23-12-24,16-19

NOKIAN TYRES GROUND KING 480/65R28 - T445764

Product code	Size	LI/SS	Reinforced code	TL/TT	Rim	Permitted rims	Width (in)	Diameter (in)	Loaded static radius (in)	Rolling circumference (in)	Speed radius index	Pressure (psi)	Max. inflation pressure (psi)	Tread depth (1/32 in)	Tread code	M+S
T445764	480/65R28	148D (145E)	SB	TL	DW15L	DW 14L	18.7	53.1	24.3	161.1	650	46	46	57	R-1W	Yes

LOAD CAPACITY FOR TRACTOR, LB

Pressure (psi)	Tractor													
	2.5 mph	5 mph	10 mph	12 mph	15 mph	17.5 mph	22.5 mph	25 mph	27.5 mph	30 mph	35 mph	37.5 mph	40 mph	42.5 mph
12	5435	4795	4290	3935	3790	3680	3585	3505	3415	3360	3295	3240	3195	2910
17	7120	6285	5610	5150	4960	4815	4695	4585	4485	4400	4310	4255	4190	3815
23	8400	7410	6615	6075	5855	5675	5535	5410	5280	5180	5080	5015	4940	4495
29	9370	8265	7385	6780	6535	6340	6175	6040	5895	5785	5675	5600	5510	5015
35	9930	8765	7825	7185	6925	6725	6550	6395	6250	6140	6020	5930	5840	5315
41	10870	9590	8565	7860	7575	7350	7165	7000	6845	6715	6580	6495	6395	5820
46	11805	10415	9305	8545	8235	7990	7780	7605	7430	7295	7155	7045	6945	6315

Increase the inflation pressure by 40 kPa (0,4 bar , 7 psi) for : Extensive road driving and use on slopes with inclination more than 20%. Do not exceed maximum pressure. In dual formation the load capacity is 0,88 x single tire load capacity per tire. For high torque field application use 30km/h line.

WATER AND SALT BALLASTING

Tire volume 100%		Water filling 75%		Water/salt filling (75% / -30°C)				Total weight increase	
Litres	Gallons	Litres	Gallons	Water		Salt		kg	lbs
				Litres	Gallons	kg	lbs		
310	82	233	61	191	50	97	214	288	635

(CaCl₂, 75%, -30°C) Always use a tube when filled with water/salt.

TUBES AND VALVES

Tubeless valve TR618A

STUDDABLE

Studdable Yes	Number of studs 144 pcs
Marked stud positions on tread	Recommended stud 12-20,12-23-12-24,16-19

NOKIAN TYRES GROUND KING 480/70R28 - T445735

Product code	Size	LI/SS	Reinforced code	TL/TT	Rim	Permitted rims	Width (in)	Diameter (in)	Loaded static radius (in)	Rolling circumference (in)	Speed radius index	Pressure (psi)	Max. inflation pressure (psi)	Tread depth (1/32 in)	Tread code	M+S
T445735	480/70R28	151D (148E)	SB	TL	DW 15L	DW16L, DW14L	18.5	55.5	25.3	168.1	675	46	46	60	R-1W	Yes

LOAD CAPACITY FOR TRACTOR, LB

Pressure (psi)	Tractor													
	2.5 mph	5 mph	10 mph	12 mph	15 mph	17.5 mph	22.5 mph	25 mph	27.5 mph	30 mph	35 mph	37.5 mph	40 mph	42.5 mph
12	5995	5290	4730	4345	4180	4055	3945	3860	3770	3705	3640	3585	3525	3210
17	7715	6810	6085	5590	5380	5225	5080	4970	4860	4775	4675	4610	4540	4135
23	9370	8265	7385	6780	6535	6340	6175	6040	5895	5785	5675	5600	5510	5015
29	10495	9260	8265	7595	7320	7100	6910	6755	6605	6480	6360	6260	6175	5620
35	10870	9590	8565	7860	7575	7350	7165	7000	6845	6715	6580	6495	6395	5820
41	12180	10750	9600	8820	8490	8245	8025	7850	7670	7530	7385	7275	7165	6525
46	12930	11410	10195	9360	9015	8750	8520	8335	8135	7990	7835	7715	7605	6925

Increase the inflation pressure by 40 kPa (0,4 bar , 7 psi) for : Extensive road driving and use on slopes with inclination more than 20%. Do not exceed maximum pressure. In dual formation the load capacity is 0,88 x single tire load capacity per tire. For high torque field application use 30km/h line.

WATER AND SALT BALLASTING

Tire volume 100%		Water filling 75%		Water/salt filling (75% / -30°C)				Total weight increase	
Litres	Gallons	Litres	Gallons	Water		Salt		kg	lbs
				Litres	Gallons	kg	lbs		
564	149	423	112	347	92	177	390	524	1155

(CaCl2, 75%, -30°C) Always use a tube when filled with water/salt.

TUBES AND VALVES

Tubeless valve TR618A

STUDDABLE

Studdable Yes	Number of studs 144 pcs
Marked stud positions on tread	Recommended stud 12-20,12-23-12-24,16-19

NOKIAN TYRES GROUND KING 540/65R28 - T445737

Product code	Size	LI/SS	Reinforced code	TL/TT	Rim	Permitted rims	Width (in)	Diameter (in)	Loaded static radius (in)	Rolling circumference (in)	Speed radius index	Pressure (psi)	Max. inflation pressure (psi)	Tread depth (1/32 in)	M+S
T445737	540/65R28	154D (151E)	SB	TL	DW18L	DW16L	21.1	55.2	25.1	167.1	675	46	46	63	Yes

LOAD CAPACITY FOR TRACTOR, LB

Pressure (psi)	Tractor													
	2.5 mph	5 mph	10 mph	12 mph	15 mph	17.5 mph	22.5 mph	25 mph	27.5 mph	30 mph	35 mph	37.5 mph	40 mph	42.5 mph
12	6560	5785	5170	4750	4575	4440	4320	4220	4135	4055	3980	3915	3860	3515
17	8400	7410	6615	6075	5855	5675	5535	5410	5280	5180	5080	5015	4940	4495
23	9930	8765	7825	7185	6925	6725	6550	6395	6250	6140	6020	5930	5840	5315
29	11245	9920	8865	8135	7835	7605	7410	7240	7075	6945	6810	6715	6615	6020
35	12180	10750	9600	8820	8490	8245	8025	7850	7670	7530	7385	7275	7165	6525
41	13305	11740	10485	9625	9270	9005	8765	8565	8380	8225	8060	7950	7825	7120
46	14055	12400	11080	10175	9800	9515	9260	9050	8850	8685	8520	8390	8265	7530

Increase the inflation pressure by 40 kPa (0,4 bar , 7 psi) for : Extensive road driving and use on slopes with inclination more than 20%. Do not exceed maximum pressure. In dual formation the load capacity is 0,88 x single tire load capacity per tire. For high torque field application use 30km/h line.

WATER AND SALT BALLASTING

Tire volume 100%		Water filling 75%		Water/salt filling (75% / -30°C)				Total weight increase	
				Water		Salt			
Litres	Gallons	Litres	Gallons	Litres	Gallons	kg	lbs	kg	lbs
393	104	295	78	242	64	123	272	365	805

(CaCl₂, 75%, -30°C) Always use a tube when filled with water/salt.

TUBES AND VALVES

Tubeless valve TR618A

STUDDABLE

Studdable Yes	Number of studs 144 pcs
Marked stud positions on tread	Recommended stud 12-20,12-23-12-24,16-19

NOKIAN TYRES GROUND KING 600/65R28 - T445762

Product code	Size	LI/SS	Reinforced code	TL/TT	Rim	Permitted rims	Width (in)	Diameter (in)	Loaded static radius (in)	Rolling circumference (in)	Speed radius index	Pressure (psi)	Max. inflation pressure (psi)	Tread depth (1/32 in)	Tread code	M+S
T445762	600/65R28	160D (156E)	SB	TL	DW20B	DW18L	23.6	59.3	26.9	179.7	700	46	46	69	R-1W	Yes

LOAD CAPACITY FOR TRACTOR, LB

Pressure (psi)	Tractor													
	2.5 mph	5 mph	10 mph	12 mph	15 mph	17.5 mph	22.5 mph	25 mph	27.5 mph	30 mph	35 mph	37.5 mph	40 mph	42.5 mph
12	7715	6810	6085	5590	5380	5225	5080	4970	4860	4775	4675	4610	4540	4135
17	9930	8765	7825	7185	6925	6725	6550	6395	6250	6140	6020	5930	5840	5315
23	11805	10415	9305	8545	8235	7990	7780	7605	7430	7295	7155	7045	6945	6315
29	13305	11740	10485	9625	9270	9005	8765	8565	8380	8225	8060	7950	7825	7120
35	14055	12400	11080	10175	9800	9515	9260	9050	8850	8685	8520	8390	8265	7530
41	15465	13645	12190	11190	10780	10460	10185	9955	9735	9545	9370	9225	9095	8280
46	16865	14880	13295	12205	11760	11410	11110	10870	10615	10415	10220	10075	9920	9030

Increase the inflation pressure by 40 kPa (0,4 bar , 7 psi) for : Extensive road driving and use on slopes with inclination more than 20%. Do not exceed maximum pressure. In dual formation the load capacity is 0,88 x single tire load capacity per tire. For high torque field application use 30km/h line.

WATER AND SALT BALLASTING

Tire volume 100%		Water filling 75%		Water/salt filling (75% / -30°C)				Total weight increase	
Litres	Gallons	Litres	Gallons	Water		Salt		kg	lbs
				Litres	Gallons	kg	lbs		
537	142	403	106	330	87	168	371	498	1098

(CaCl₂, 75%, -30°C) Always use a tube when filled with water/salt.

TUBES AND VALVES

Tubeless valve TR618A

STUDDABLE

Studdable Yes	Number of studs 144 pcs
Marked stud positions on tread	Recommended stud 12-20,12-23-12-24,16-19

NOKIAN TYRES GROUND KING 600/70R28 - T445763

Product code	Size	LI/SS	Reinforced code	TL/TT	Rim	Permitted rims	Width (in)	Diameter (in)	Loaded static radius (in)	Rolling circumference (in)	Speed radius index	Pressure (psi)	Max. inflation pressure (psi)	Tread depth (1/32 in)	Tread code	M+S
T445763	600/70R28	164D (160E)	SB	TL	DW20B	DW18L	23.7	61.5	27.9	187.2	725	46	46	69	R-1W	Yes

LOAD CAPACITY FOR TRACTOR, LB

Pressure (psi)	Tractor													
	2.5 mph	5 mph	10 mph	12 mph	15 mph	17.5 mph	22.5 mph	25 mph	27.5 mph	30 mph	35 mph	37.5 mph	40 mph	42.5 mph
12	8620	7605	6790	6240	6010	5830	5675	5555	5425	5325	5225	5150	5070	4620
17	10870	9590	8565	7860	7575	7350	7165	7000	6845	6715	6580	6495	6395	5820
23	13305	11740	10485	9625	9270	9005	8765	8565	8380	8225	8060	7950	7825	7120
29	14530	12820	11455	10505	10120	9820	9570	9360	9140	8975	8795	8675	8545	7770
35	15465	13645	12190	11190	10780	10460	10185	9955	9735	9545	9370	9225	9095	8280
41	17340	15300	13670	12545	12080	11730	11420	11165	10915	10705	10505	10350	10195	9280
46	18740	16535	14770	13560	13060	12675	12345	12070	11795	11575	11355	11190	11025	10030

Increase the inflation pressure by 40 kPa (0,4 bar , 7 psi) for : Extensive road driving and use on slopes with inclination more than 20%. Do not exceed maximum pressure. In dual formation the load capacity is 0,88 x single tire load capacity per tire. For high torque field application use 30km/h line.

WATER AND SALT BALLASTING

Tire volume 100%		Water filling 75%		Water/salt filling (75% / -30°C)				Total weight increase	
Litres	Gallons	Litres	Gallons	Water		Salt		kg	lbs
				Litres	Gallons	kg	lbs		
599	158	449	119	369	97	188	414	557	1228

(CaCl₂, 75%, -30°C) Always use a tube when filled with water/salt.

TUBES AND VALVES

Tubeless valve TR618A

STUDDABLE

Studdable Yes	Number of studs 144 pcs
Marked stud positions on tread	Recommended stud 12-20,12-23-12-24,16-19

NOKIAN TYRES GROUND KING 540/65R30 - T445728

Product code	Size	LI/SS	Reinforced code	TL/TT	Rim	Permitted rims	Width (in)	Diameter (in)	Loaded static radius (in)	Rolling circumference (in)	Speed radius index	Pressure (psi)	Max. inflation pressure (psi)	Tread depth (1/32 in)	Tread code	M+S
T445728	540/65R30	155D (152E)	SB	TL	DW18L	DW16L	21.1	58.1	26.7	175.2	700	46	46	63	R-1W	Yes

LOAD CAPACITY FOR TRACTOR, LB

Pressure (psi)	Tractor													
	2.5 mph	5 mph	10 mph	12 mph	15 mph	17.5 mph	22.5 mph	25 mph	27.5 mph	30 mph	35 mph	37.5 mph	40 mph	42.5 mph
12	6745	5950	5315	4885	4705	4565	4440	4345	4245	4165	4090	4025	3970	3615
17	8620	7605	6790	6240	6010	5830	5675	5555	5425	5325	5225	5150	5070	4620
23	10220	9015	8045	7385	7120	6910	6725	6580	6425	6305	6185	6095	6010	5465
29	11530	10175	9085	8335	8035	7795	7595	7420	7255	7120	6980	6880	6780	6175
35	12555	11080	9900	9085	8750	8500	8265	8090	7905	7760	7605	7495	7385	6725
41	13680	12070	10780	9900	9535	9260	9015	8805	8610	8455	8290	8170	8045	7320
46	14530	12820	11455	10505	10120	9820	9570	9360	9140	8975	8795	8675	8545	7770

Increase the inflation pressure by 40 kPa (0,4 bar , 7 psi) for : Extensive road driving and use on slopes with inclination more than 20%. Do not exceed maximum pressure. In dual formation the load capacity is 0,88 x single tire load capacity per tire. For high torque field application use 30km/h line.

WATER AND SALT BALLASTING

Tire volume 100%		Water filling 75%		Water/salt filling (75% / -30°C)				Total weight increase	
				Water		Salt			
Litres	Gallons	Litres	Gallons	Litres	Gallons	kg	lbs	kg	lbs
435	115	326	86	268	71	136	301	404	891

(CaCl₂, 75%, -30°C) Always use a tube when filled with water/salt.

TUBES AND VALVES

Tubeless valve TR618A

STUDDABLE

Studdable Yes	Number of studs 144 pcs
Marked stud positions on tread	Recommended stud 12-20,12-23-12-24,16-19

NOKIAN TYRES GROUND KING 600/70R30 - T445726

Product code	Size	LI/SS	Reinforced code	TL/TT	Rim	Permitted rims	Width (in)	Diameter (in)	Loaded static radius (in)	Rolling circumference (in)	Speed radius index	Pressure (psi)	Max. inflation pressure (psi)	Tread depth (1/32 in)	Tread code	M+S
T445726	600/70R30	165D (161E)	SB	TL	DW20B	DW18L	23.6	62.5	28.1	189.8	750	46	46	69	R-1W	Yes

LOAD CAPACITY FOR TRACTOR, LB

Pressure (psi)	Tractor													
	2.5 mph	5 mph	10 mph	12 mph	15 mph	17.5 mph	22.5 mph	25 mph	27.5 mph	30 mph	35 mph	37.5 mph	40 mph	42.5 mph
12	8840	7805	6965	6405	6160	5985	5830	5700	5565	5465	5355	5280	5205	4740
17	11245	9920	8865	8135	7835	7605	7410	7240	7075	6945	6810	6715	6615	6020
23	13680	12070	10780	9900	9535	9260	9015	8805	8610	8455	8290	8170	8045	7320
29	14990	13230	11815	10845	10450	10140	9875	9655	9435	9260	9085	8950	8820	8025
35	15930	14055	12555	11530	11100	10780	10495	10265	10030	9845	9655	9515	9370	8530
41	17800	15710	14030	12885	12410	12050	11730	11465	11210	11000	10790	10625	10470	9535
46	19300	17030	15210	13965	13460	13060	12720	12435	12145	11925	11695	11520	11355	10330

Increase the inflation pressure by 40 kPa (0,4 bar , 7 psi) for : Extensive road driving and use on slopes with inclination more than 20%. Do not exceed maximum pressure. In dual formation the load capacity is 0,88 x single tire load capacity per tire. For high torque field application use 30km/h line.

WATER AND SALT BALLASTING

Tire volume 100%		Water filling 75%		Water/salt filling (75% / -30°C)				Total weight increase	
Litres	Gallons	Litres	Gallons	Water		Salt		kg	lbs
				Litres	Gallons	kg	lbs		
584	154	438	116	359	95	183	404	542	1195

(CaCl₂, 75%, -30°C) Always use a tube when filled with water/salt.

TUBES AND VALVES

Tubeless valve TR618A

STUDDABLE

Studdable Yes	Number of studs 144 pcs
Marked stud positions on tread	Recommended stud 12-20,12-23-12-24,16-19

NOKIAN TYRES GROUND KING 600/65R34 - T445729

Product code	Size	LI/SS	Reinforced code	TL/TT	Rim	Permitted rims	Width (in)	Diameter (in)	Loaded static radius (in)	Rolling circumference (in)	Speed radius index	Pressure (psi)	Max. inflation pressure (psi)	Tread depth (1/32 in)	Tread code	M+S
T445729	600/65R34	163D (159E)	SB	TL	DW20B	DW18L	23.6	64.7	29.6	197.5	775	46	46	69	R-1W	Yes

LOAD CAPACITY FOR TRACTOR, LB

Pressure (psi)	Tractor													
	2.5 mph	5 mph	10 mph	12 mph	15 mph	17.5 mph	22.5 mph	25 mph	27.5 mph	30 mph	35 mph	37.5 mph	40 mph	42.5 mph
12	8400	7410	6615	6075	5855	5675	5535	5410	5280	5180	5080	5015	4940	4495
17	10870	9590	8565	7860	7575	7350	7165	7000	6845	6715	6580	6495	6395	5820
23	12930	11410	10195	9360	9015	8750	8520	8335	8135	7990	7835	7715	7605	6925
29	14530	12820	11455	10505	10120	9820	9570	9360	9140	8975	8795	8675	8545	7770
35	15465	13645	12190	11190	10780	10460	10185	9955	9735	9545	9370	9225	9095	8280
41	16865	14880	13295	12205	11760	11410	11110	10870	10615	10415	10220	10075	9920	9030
46	18275	16125	14405	13215	12730	12355	12035	11775	11495	11290	11065	10915	10750	9780

WATER AND SALT BALLASTING

Tire volume 100%		Water filling 75%		Water/salt filling (75% / -30°C)				Total weight increase	
Litres	Gallons	Litres	Gallons	Water		Salt		kg	lbs
				Litres	Gallons	kg	lbs		
595	157	446	118	366	97	187	412	553	1219

(CaCl2, 75%, -30°C) Always use a tube when filled with water/salt.

TUBES AND VALVES

Tubeless valve TR618A

STUDDABLE

Studdable Yes	Number of studs 144 pcs
Marked stud positions on tread	Recommended stud 12-20,12-23-12-24,16-19

NOKIAN TYRES GROUND KING 600/70R34 - T445730

Product code	Size	LI/SS	Reinforced code	TL/TT	Rim	Permitted rims	Width (in)	Diameter (in)	Loaded static radius (in)	Rolling circumference (in)	Speed radius index	Pressure (psi)	Max. inflation pressure (psi)	Tread depth (1/32 in)	Tread code	M+S
T445730	600/70R34	167D (163E)	SB	TL	DW20B	DW18L	23.4	67	30.4	203.5	800	46	46	69	R-1W	Yes

LOAD CAPACITY FOR TRACTOR, LB

Pressure (psi)	Tractor													
	2.5 mph	5 mph	10 mph	12 mph	15 mph	17.5 mph	22.5 mph	25 mph	27.5 mph	30 mph	35 mph	37.5 mph	40 mph	42.5 mph
12	9370	8265	7385	6780	6535	6340	6175	6040	5895	5785	5675	5600	5510	5015
17	11805	10415	9305	8545	8235	7990	7780	7605	7430	7295	7155	7045	6945	6315
23	14530	12820	11455	10505	10120	9820	9570	9360	9140	8975	8795	8675	8545	7770
29	15930	14055	12555	11530	11100	10780	10495	10265	10030	9845	9655	9515	9370	8530
35	16865	14880	13295	12205	11760	11410	11110	10870	10615	10415	10220	10075	9920	9030
41	18740	16535	14770	13560	13060	12675	12345	12070	11795	11575	11355	11190	11025	10030
46	20425	18025	16105	14780	14240	13825	13460	13160	12855	12620	12380	12190	12015	10935

Increase the inflation pressure by 40 kPa (0,4 bar , 7 psi) for : Extensive road driving and use on slopes with inclination more than 20%. Do not exceed maximum pressure. In dual formation the load capacity is 0,88 x single tire load capacity per tire. For high torque field application use 30km/h line.

WATER AND SALT BALLASTING

Tire volume 100%		Water filling 75%		Water/salt filling (75% / -30°C)				Total weight increase	
Litres	Gallons	Litres	Gallons	Water		Salt		kg	lbs
				Litres	Gallons	kg	lbs		
652	172	489	129	401	106	205	451	606	1336

(CaCl₂, 75%, -30°C) Always use a tube when filled with water/salt.

TUBES AND VALVES

Tubeless valve TR618A

STUDDABLE

Studdable Yes	Number of studs 144 pcs
Marked stud positions on tread	Recommended stud 12-20,12-23-12-24,16-19

NOKIAN TYRES GROUND KING 650/65R34 - T445731

Product code	Size	LI/SS	Reinforced code	TL/TT	Rim	Width (in)	Diameter (in)	Loaded static radius (in)	Rolling circumference (in)	Speed radius index	Pressure (psi)	Max. inflation pressure (psi)	Tread depth (1/32 in)	Tread code	M+S
T445731	650/65R34	167D (164E)	SB	TL	DW20B	24.9	66.9	30.3	203.7	825	46	46	69	R-1W	Yes

LOAD CAPACITY FOR TRACTOR, LB

Pressure (psi)	Tractor													
	2.5 mph	5 mph	10 mph	12 mph	15 mph	17.5 mph	22.5 mph	25 mph	27.5 mph	30 mph	35 mph	37.5 mph	40 mph	42.5 mph
12	9655	8520	7605	6980	6725	6525	6360	6215	6075	5965	5840	5765	5675	5170
17	12180	10750	9600	8820	8490	8245	8025	7850	7670	7530	7385	7275	7165	6525
23	14530	12820	11455	10505	10120	9820	9570	9360	9140	8975	8795	8675	8545	7770
29	16400	14475	12930	11860	11430	11090	10805	10560	10320	10130	9930	9790	9645	8775
35	17340	15300	13670	12545	12080	11730	11420	11165	10915	10705	10505	10350	10195	9280
41	19300	17030	15210	13965	13460	13060	12720	12435	12145	11925	11695	11520	11355	10330
46	20425	18025	16105	14780	14240	13825	13460	13160	12855	12620	12380	12190	12015	10935

Increase the inflation pressure by 40 kPa (0,4 bar , 7 psi) for : Extensive road driving and use on slopes with inclination more than 20%. Do not exceed maximum pressure. In dual formation the load capacity is 0,88 x single tire load capacity per tire. For high torque field application use 30km/h line.

WATER AND SALT BALLASTING

Tire volume 100%		Water filling 75%		Water/salt filling (75% / -30°C)				Total weight increase	
Litres	Gallons	Litres	Gallons	Water		Salt		kg	lbs
				Litres	Gallons	kg	lbs		
722	191	542	143	444	117	227	499	671	1479

(CaCl₂, 75%, -30°C) Always use a tube when filled with water/salt.

TUBES AND VALVES

Tubeless valve TR618A

STUDDABLE

Studdable Yes	Number of studs 144 pcs
Marked stud positions on tread	Recommended stud 12-20,12-23-12-24,16-19

NOKIAN TYRES GROUND KING 520/70R38 - T445732

Product code	Size	LI/SS	Reinforced code	TL/TT	Rim	Permitted rims	Width (in)	Diameter (in)	Loaded static radius (in)	Rolling circumference (in)	Speed radius index	Pressure (psi)	Max. inflation pressure (psi)	Tread depth (1/32 in)	Tread code	M+S
T445732	520/70R38	160D (157E)	SB	TL	DW16L	DW18L	20.3	69	31.6	210.3	825	46	46	69	R-1W	Yes

LOAD CAPACITY FOR TRACTOR, LB

Pressure (psi)	Tractor													
	2.5 mph	5 mph	10 mph	12 mph	15 mph	17.5 mph	22.5 mph	25 mph	27.5 mph	30 mph	35 mph	37.5 mph	40 mph	42.5 mph
12	7950	7010	6260	5755	5535	5380	5235	5115	5005	4905	4815	4740	4675	4255
17	10220	9015	8045	7385	7120	6910	6725	6580	6425	6305	6185	6095	6010	5465
23	12180	10750	9600	8820	8490	8245	8025	7850	7670	7530	7385	7275	7165	6525
29	13680	12070	10780	9900	9535	9260	9015	8805	8610	8455	8290	8170	8045	7320
35	14530	12820	11455	10505	10120	9820	9570	9360	9140	8975	8795	8675	8545	7770
41	15930	14055	12555	11530	11100	10780	10495	10265	10030	9845	9655	9515	9370	8530
46	16865	14880	13295	12205	11760	11410	11110	10870	10615	10415	10220	10075	9920	9030

Increase the inflation pressure by 40 kPa (0,4 bar , 7 psi) for : Extensive road driving and use on slopes with inclination more than 20%. Do not exceed maximum pressure. In dual formation the load capacity is 0,88 x single tire load capacity per tire. For high torque field application use 30km/h line.

WATER AND SALT BALLASTING

Tire volume 100%		Water filling 75%		Water/salt filling (75% / -30°C)				Total weight increase	
Litres	Gallons	Litres	Gallons	Water		Salt		kg	lbs
				Litres	Gallons	kg	lbs		
547	145	410	108	337	89	172	378	509	1122

(CaCl₂, 75%, -30°C) Always use a tube when filled with water/salt.

TUBES AND VALVES

Tubeless valve TR618A

STUDDABLE

Studdable Yes	Number of studs 144 pcs
Marked stud positions on tread	Recommended stud 12-20,12-23-12-24,16-19

NOKIAN TYRES GROUND KING 580/70R38 - T445734

Product code	Size	LI/SS	Reinforced code	TL/TT	Rim	Width (in)	Diameter (in)	Loaded static radius (in)	Rolling circumference (in)	Speed radius index	Pressure (psi)	Max. inflation pressure (psi)	Tread depth (1/32 in)	Tread code	M+S
T445734	580/70R38	166D (163E)	SB	TL	DW18L	22.7	72	32.9	219.4	875	46	46	71	R-1W	Yes

LOAD CAPACITY FOR TRACTOR, LB

Pressure (psi)	Tractor													
	2.5 mph	5 mph	10 mph	12 mph	15 mph	17.5 mph	22.5 mph	25 mph	27.5 mph	30 mph	35 mph	37.5 mph	40 mph	42.5 mph
12	9370	8265	7385	6780	6535	6340	6175	6040	5895	5785	5675	5600	5510	5015
17	11805	10415	9305	8545	8235	7990	7780	7605	7430	7295	7155	7045	6945	6315
23	14530	12820	11455	10505	10120	9820	9570	9360	9140	8975	8795	8675	8545	7770
29	15930	14055	12555	11530	11100	10780	10495	10265	10030	9845	9655	9515	9370	8530
35	16865	14880	13295	12205	11760	11410	11110	10870	10615	10415	10220	10075	9920	9030
41	18740	16535	14770	13560	13060	12675	12345	12070	11795	11575	11355	11190	11025	10030
46	19865	17525	15655	14375	13845	13435	13085	12800	12500	12270	12035	11860	11685	10635

Increase the inflation pressure by 40 kPa (0,4 bar , 7 psi) for : Extensive road driving and use on slopes with inclination more than 20%. Do not exceed maximum pressure. In dual formation the load capacity is 0,88 x single tire load capacity per tire. For high torque field application use 30km/h line.

WATER AND SALT BALLASTING

Tire volume 100%		Water filling 75%		Water/salt filling (75% / -30°C)				Total weight increase	
Litres	Gallons	Litres	Gallons	Water		Salt		kg	lbs
				Litres	Gallons	kg	lbs		
698	184	524	138	430	113	219	483	649	1431

(CaCl₂, 75%, -30°C) Always use a tube when filled with water/salt.

TUBES AND VALVES

Tubeless valve TR618A

STUDDABLE

Studdable Yes	Number of studs 144 pcs
Marked stud positions on tread	Recommended stud 12-20,12-23-12-24,16-19

NOKIAN TYRES GROUND KING 600/65R38 - T445765

Product code	Size	LI/SS	Reinforced code	TL/TT	Rim	Permitted rims	Width (in)	Diameter (in)	Loaded static radius (in)	Rolling circumference (in)	Speed radius index	Pressure (psi)	Max. inflation pressure (psi)	Tread depth (1/32 in)	Tread code	M+S
T445765	600/65R38	165D (161E)	SB	TL	DW20B	DW18L	23.7	68.7	31.4	209.5	825	46	46	69	R-1W	Yes

LOAD CAPACITY FOR TRACTOR, LB

Pressure (psi)	Tractor													
	2.5 mph	5 mph	10 mph	12 mph	15 mph	17.5 mph	22.5 mph	25 mph	27.5 mph	30 mph	35 mph	37.5 mph	40 mph	42.5 mph
12	8840	7805	6965	6405	6160	5985	5830	5700	5565	5465	5355	5280	5205	4740
17	11530	10175	9085	8335	8035	7795	7595	7420	7255	7120	6980	6880	6780	6175
23	13680	12070	10780	9900	9535	9260	9015	8805	8610	8455	8290	8170	8045	7320
29	14990	13230	11815	10845	10450	10140	9875	9655	9435	9260	9085	8950	8820	8025
35	16400	14475	12930	11860	11430	11090	10805	10560	10320	10130	9930	9790	9645	8775
41	17800	15710	14030	12885	12410	12050	11730	11465	11210	11000	10790	10625	10470	9535
46	19300	17030	15210	13965	13460	13060	12720	12435	12145	11925	11695	11520	11355	10330

Increase the inflation pressure by 40 kPa (0,4 bar , 7 psi) for : Extensive road driving and use on slopes with inclination more than 20%. Do not exceed maximum pressure. In dual formation the load capacity is 0,88 x single tire load capacity per tire. For high torque field application use 30km/h line.

WATER AND SALT BALLASTING

Tire volume 100%		Water filling 75%		Water/salt filling (75% / -30°C)				Total weight increase	
				Water		Salt			
Litres	Gallons	Litres	Gallons	Litres	Gallons	kg	lbs	kg	lbs
639	169	479	127	393	104	200	442	593	1307

(CaCl₂, 75%, -30°C) Always use a tube when filled with water/salt.

TUBES AND VALVES

Tubeless valve TR618A

STUDDABLE

Studdable Yes	Number of studs 144 pcs
Marked stud positions on tread	Recommended stud 12-20,12-23-12-24,16-19

NOKIAN TYRES GROUND KING 650/65R38 - T445738

Product code	Size	LI/SS	Reinforced code	TL/TT	Rim	Width (in)	Diameter (in)	Loaded static radius (in)	Rolling circumference (in)	Speed radius index	Pressure (psi)	Max. inflation pressure (psi)	Tread depth (1/32 in)	Tread code	M+S
T445738	650/65R38	169D (166E)	SB	TL	DW20B	25.4	71.7	32.6	218.1	875	46	46	74	R-1W	Yes

LOAD CAPACITY FOR TRACTOR, LB

Pressure (psi)	Tractor													
	2.5 mph	5 mph	10 mph	12 mph	15 mph	17.5 mph	22.5 mph	25 mph	27.5 mph	30 mph	35 mph	37.5 mph	40 mph	42.5 mph
12	9930	8765	7825	7185	6925	6725	6550	6395	6250	6140	6020	5930	5840	5315
17	12930	11410	10195	9360	9015	8750	8520	8335	8135	7990	7835	7715	7605	6925
23	15465	13645	12190	11190	10780	10460	10185	9955	9735	9545	9370	9225	9095	8280
29	16865	14880	13295	12205	11760	11410	11110	10870	10615	10415	10220	10075	9920	9030
35	18275	16125	14405	13215	12730	12355	12035	11775	11495	11290	11065	10915	10750	9780
41	19865	17525	15655	14375	13845	13435	13085	12800	12500	12270	12035	11860	11685	10635
46	21740	19180	17130	15730	15155	14705	14320	14000	13680	13425	13175	12975	12785	11640

Increase the inflation pressure by 40 kPa (0,4 bar , 7 psi) for : Extensive road driving and use on slopes with inclination more than 20%. Do not exceed maximum pressure. In dual formation the load capacity is 0,88 x single tire load capacity per tire. For high torque field application use 30km/h line.

WATER AND SALT BALLASTING

Tire volume 100%		Water filling 75%		Water/salt filling (75% / -30°C)				Total weight increase	
Litres	Gallons	Litres	Gallons	Water		Salt		kg	lbs
				Litres	Gallons	kg	lbs		
796	210	597	158	490	129	250	551	740	1631

(CaCl2, 75%, -30°C) Always use a tube when filled with water/salt.

TUBES AND VALVES

Tubeless valve TR618A

STUDDABLE

Studdable Yes	Number of studs 144 pcs
Marked stud positions on tread	Recommended stud 12-20,12-23-12-24,16-19

NOKIAN TYRES GROUND KING 650/85R38 - T445743

Product code	Size	LI/SS	Reinforced code	TL/TT	Rim	Permitted rims	Width (in)	Diameter (in)	Loaded static radius (in)	Rolling circumference (in)	Speed radius index	Pressure (psi)	Max. inflation pressure (psi)	Tread depth (1/32 in)	Tread code	M+S
T445743	650/85R38	178D (175E)	SB	TL	DW20B	DW21B, DW23B	25.4	81.5	36.7	246.9	975	46	46	79	R-1W	Yes

LOAD CAPACITY FOR TRACTOR, LB

Pressure (psi)	Tractor													
	2.5 mph	5 mph	10 mph	12 mph	15 mph	17.5 mph	22.5 mph	25 mph	27.5 mph	30 mph	35 mph	37.5 mph	40 mph	42.5 mph
12	13305	11740	10485	9625	9270	9005	8765	8565	8380	8225	8060	7950	7825	7120
17	16865	14880	13295	12205	11760	11410	11110	10870	10615	10415	10220	10075	9920	9030
23	20425	18025	16105	14780	14240	13825	13460	13160	12855	12620	12380	12190	12015	10935
29	22485	19840	17725	16270	15675	15210	14815	14485	14155	13890	13625	13425	13230	12035
35	24360	21495	19200	17625	16985	16480	16050	15695	15335	15045	14760	14550	14330	13040
41	26610	23480	20975	19255	18550	18000	17525	17140	16745	16435	16125	15885	15655	14240
46	28110	24800	22155	20340	19600	19015	18520	18110	17690	17360	17030	16790	16535	15045

Increase the inflation pressure by 40 kPa (0,4 bar , 7 psi) for : Extensive road driving and use on slopes with inclination more than 20%. Do not exceed maximum pressure. In dual formation the load capacity is 0,88 x single tire load capacity per tire. For high torque field application use 30km/h line.

WATER AND SALT BALLASTING

Tire volume 100%		Water filling 75%		Water/salt filling (75% / -30°C)				Total weight increase	
Litres	Gallons	Litres	Gallons	Water		Salt		kg	lbs
				Litres	Gallons	kg	lbs		
1158	306	869	229	713	188	363	801	1076	2372

(CaCl₂, 75%, -30°C) Always use a tube when filled with water/salt.

TUBES AND VALVES

Tubeless valve TR618A

STUDDABLE

Studdable Yes	Number of studs 144 pcs
Marked stud positions on tread	Recommended stud 12-20,12-23-12-24,16-19

NOKIAN TYRES GROUND KING 710/70R38 - T445744

Product code	Size	LI/SS	Reinforced code	TL/TT	Rim	Permitted rims	Width (in)	Diameter (in)	Loaded static radius (in)	Rolling circumference (in)	Speed radius index	Pressure (psi)	Max. inflation pressure (psi)	Tread depth (1/32 in)	Tread code	M+S
T445744	710/70R38	177D (174E)	SB	TL	DW23B	DW25B	27.8	76.9	34.8	233.6	925	46	46	78	R-1W	Yes

LOAD CAPACITY FOR TRACTOR, LB

Pressure (psi)	Tractor													
	2.5 mph	5 mph	10 mph	12 mph	15 mph	17.5 mph	22.5 mph	25 mph	27.5 mph	30 mph	35 mph	37.5 mph	40 mph	42.5 mph
12	12555	11080	9900	9085	8750	8500	8265	8090	7905	7760	7605	7495	7385	6725
17	16400	14475	12930	11860	11430	11090	10805	10560	10320	10130	9930	9790	9645	8775
23	19865	17525	15655	14375	13845	13435	13085	12800	12500	12270	12035	11860	11685	10635
29	21740	19180	17130	15730	15155	14705	14320	14000	13680	13425	13175	12975	12785	11640
35	23050	20340	18165	16680	16070	15600	15190	14850	14505	14240	13965	13755	13560	12335
41	25860	22820	20380	18705	18025	17495	17040	16655	16280	15975	15665	15445	15210	13845
46	27360	24140	21560	19800	19070	18510	18025	17625	17220	16900	16580	16335	16095	14650

Increase the inflation pressure by 40 kPa (0,4 bar , 7 psi) for : Extensive road driving and use on slopes with inclination more than 20%. Do not exceed maximum pressure. In dual formation the load capacity is 0,88 x single tire load capacity per tire. For high torque field application use 30km/h line.

WATER AND SALT BALLASTING

Tire volume 100%		Water filling 75%		Water/salt filling (75% / -30°C)				Total weight increase	
Litres	Gallons	Litres	Gallons	Water		Salt		kg	lbs
				Litres	Gallons	kg	lbs		
1061	280	796	210	653	172	333	734	986	2174

(CaCl₂, 75%, -30°C) Always use a tube when filled with water/salt.

TUBES AND VALVES

Tubeless valve TR618A

STUDDABLE

Studdable Yes	Number of studs 144 pcs
Marked stud positions on tread	Recommended stud 12-20,12-23-12-24,16-19

NOKIAN TYRES GROUND KING 650/65R42 - T445727

Product code	Size	LI/SS	Reinforced code	TL/TT	Rim	Width (in)	Diameter (in)	Loaded static radius (in)	Rolling circumference (in)	Speed radius index	Pressure (psi)	Max. inflation pressure (psi)	Tread depth (1/32 in)	Tread code	M+S
T445727	650/65R42	170D (167E)	SB	TL	DW20B	25	75.3	34.3	228.8	925	46	46	74	R-1W	Yes

LOAD CAPACITY FOR TRACTOR, LB

Pressure (psi)	Tractor													
	2.5 mph	5 mph	10 mph	12 mph	15 mph	17.5 mph	22.5 mph	25 mph	27.5 mph	30 mph	35 mph	37.5 mph	40 mph	42.5 mph
12	10495	9260	8265	7595	7320	7100	6910	6755	6605	6480	6360	6260	6175	5620
17	13680	12070	10780	9900	9535	9260	9015	8805	8610	8455	8290	8170	8045	7320
23	15930	14055	12555	11530	11100	10780	10495	10265	10030	9845	9655	9515	9370	8530
29	17800	15710	14030	12885	12410	12050	11730	11465	11210	11000	10790	10625	10470	9535
35	19300	17030	15210	13965	13460	13060	12720	12435	12145	11925	11695	11520	11355	10330
41	20990	18520	16545	15190	14630	14200	13825	13515	13205	12965	12720	12535	12345	11235
46	22485	19840	17725	16270	15675	15210	14815	14485	14155	13890	13625	13425	13230	12035

Increase the inflation pressure by 40 kPa (0,4 bar , 7 psi) for : Extensive road driving and use on slopes with inclination more than 20%. Do not exceed maximum pressure. In dual formation the load capacity is 0,88 x single tire load capacity per tire. For high torque field application use 30km/h line.

WATER AND SALT BALLASTING

Tire volume 100%		Water filling 75%		Water/salt filling (75% / -30°C)				Total weight increase	
Litres	Gallons	Litres	Gallons	Water		Salt		kg	lbs
				Litres	Gallons	kg	lbs		
842	222	632	167	518	137	264	582	782	1724

(CaCl₂, 75%, -30°C) Always use a tube when filled with water/salt.

TUBES AND VALVES

Tubeless valve TR618A

STUDDABLE

Studdable Yes	Number of studs 144 pcs
Marked stud positions on tread	Recommended stud 12-20,12-23-12-24,16-19

NOKIAN TYRES GROUND KING 710/70R42 - T445725

Product code	Size	LI/SS	Reinforced code	TL/TT	Rim	Width (in)	Diameter (in)	Loaded static radius (in)	Rolling circumference (in)	Speed radius index	Pressure (psi)	Max. inflation pressure (psi)	Tread depth (1/32 in)	Tread code	M+S
T445725	710/70R42	179D (175E)	SB	TL	DW23B	27.8	81.1	36.7	245.9	975	46	46	78	R-1W	Yes

LOAD CAPACITY FOR TRACTOR, LB

Pressure (psi)	Tractor													
	2.5 mph	5 mph	10 mph	12 mph	15 mph	17.5 mph	22.5 mph	25 mph	27.5 mph	30 mph	35 mph	37.5 mph	40 mph	42.5 mph
12	13305	11740	10485	9625	9270	9005	8765	8565	8380	8225	8060	7950	7825	7120
17	16865	14880	13295	12205	11760	11410	11110	10870	10615	10415	10220	10075	9920	9030
23	20990	18520	16545	15190	14630	14200	13825	13515	13205	12965	12720	12535	12345	11235
29	23050	20340	18165	16680	16070	15600	15190	14850	14505	14240	13965	13755	13560	12335
35	24360	21495	19200	17625	16985	16480	16050	15695	15335	15045	14760	14550	14330	13040
41	26610	23480	20975	19255	18550	18000	17525	17140	16745	16435	16125	15885	15655	14240
46	29045	25630	22895	21020	20250	19655	19135	18705	18285	17945	17605	17340	17085	15555

Increase the inflation pressure by 40 kPa (0,4 bar , 7 psi) for : Extensive road driving and use on slopes with inclination more than 20%. Do not exceed maximum pressure. In dual formation the load capacity is 0,88 x single tire load capacity per tire. For high torque field application use 30km/h line.

WATER AND SALT BALLASTING

Tire volume 100%		Water filling 75%		Water/salt filling (75% / -30°C)				Total weight increase	
Litres	Gallons	Litres	Gallons	Water		Salt		kg	lbs
				Litres	Gallons	kg	lbs		
1142	302	857	226	703	186	358	790	1061	2339

(CaCl2, 75%, -30°C) Always use a tube when filled with water/salt.

TUBES AND VALVES

Tubeless valve TR618A

STUDDABLE

Studdable Yes	Number of studs 144 pcs
Marked stud positions on tread	Recommended stud 12-20,12-23-12-24,16-19

NOKIAN TYRES GROUND KING 710/75R42 - T445722

Product code	Size	LI/SS	Reinforced code	TL/TT	Rim	Width (in)	Diameter (in)	Loaded static radius (in)	Rolling circumference (in)	Speed radius index	Pressure (psi)	Max. inflation pressure (psi)	Tread depth (1/32 in)	Tread code	M+S
T445722	710/75R42	181D (178E)	SB	TL	DW23B	27.7	83.9	38	255	1025	46	46	78	R-1W	Yes

LOAD CAPACITY FOR TRACTOR, LB

Pressure (psi)	Tractor													
	2.5 mph	5 mph	10 mph	12 mph	15 mph	17.5 mph	22.5 mph	25 mph	27.5 mph	30 mph	35 mph	37.5 mph	40 mph	42.5 mph
12	14055	12400	11080	10175	9800	9515	9260	9050	8850	8685	8520	8390	8265	7530
17	18275	16125	14405	13215	12730	12355	12035	11775	11495	11290	11065	10915	10750	9780
23	22485	19840	17725	16270	15675	15210	14815	14485	14155	13890	13625	13425	13230	12035
29	24360	21495	19200	17625	16985	16480	16050	15695	15335	15045	14760	14550	14330	13040
35	25860	22820	20380	18705	18025	17495	17040	16655	16280	15975	15665	15445	15210	13845
41	28110	24800	22155	20340	19600	19015	18520	18110	17690	17360	17030	16790	16535	15045
46	30920	27280	24370	22375	21550	20920	20370	19920	19465	19105	18740	18465	18190	16555

WATER AND SALT BALLASTING

Tire volume 100%		Water filling 75%		Water/salt filling (75% / -30°C)				Total weight increase	
Litres	Gallons	Litres	Gallons	Water		Salt		kg	lbs
				Litres	Gallons	kg	lbs		
1261	333	946	250	776	205	396	872	1172	2584

(CaCl2, 75%, -30°C) Always use a tube when filled with water/salt.

TUBES AND VALVES

Tubeless valve TR618A

STUDDABLE

Studdable Yes	Number of studs 144 pcs
Marked stud positions on tread	Recommended stud 12-20,12-23-12-24,16-19

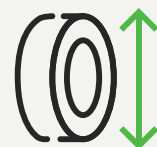
NOKIAN TYRES HAKKAPELIITTA TRI

A M+S BLOCK PATTERNED TIRE WITH SUPERIOR WINTER GRIP FOR YEAR- ROUND WORK IN BUILT ENVIRONMENTS

- Safety and effectivity with siped M+S block pattern and all-season grip compound.
- High level comfort due to low noise and vibration design.
- Use economy in year round use with long service life tread compound and energy efficiency.



2024-04-20



AVAILABLE SIZES

- 250/75R16 - T845540
- 250/80R16 - T845541
- 340/80R18 - T445665
- 400/60R18 - T445667
- 400/70R18 - T445832
- 360/70R20 - T445756
- 360/80R20 - T445666
- 400/70R20 - T445636
- 300/80R24 - T445757
- 340/80R24 - T445753
- 360/80R24 - T445587
- 400/80R24 - T445582
- 420/65R24 - T445586
- 440/80R24 - T445634
- 460/70R24 - T445669
- 500/70R24 - T445671
- 540/70R24 - T445672
- 360/80R28 - T445752
- 400/80R28 - T445584
- 440/80R28 - T445563
- 540/65R28 - T445772
- 440/80R30 - T445758
- 480/80R30 - T445754
- 540/65R30 - T445736
- 540/65R30 - T445609
- 600/70R30 - T445848
- 440/80R34 - T445588
- 480/80R34 - T445583
- 600/70R34 - T445700
- 480/80R38 - T445585
- 540/80R38 - T445564
- 650/65R38 - T445773
- 650/65R42 - T445595
- 710/70R42 - T445847

NOKIAN TYRES HAKKAPELIITTA TRI

ALL SIZES FOR TRACTOR

Product code	Size	LI/SS	Reinforced code	TL/TT	Rim	Permitted rims	Width (in)	Diameter (in)	Loaded static radius (in)	Rolling circumference (in)	Speed radius index	Pressure (psi)	Max. inflation pressure (psi)	Tread depth (1/32 in)	Tread code	M+S	Load capacity for Constant load, lb					
																	Speed (mph)					
																	25	27.5	30	35	37.5	40
T845540	250/75R16	120G		TL	8	W7, 7, 7J, W8, 8J, W9, 9, 9J	10.2	30.8	14.3	94.1	370	65	65	20	R-4	Yes	3680	3585	3450	3360	3295	3195
T845541	250/80R16	119G		TL	8	W7, 7, 7J, W8, 8J, W9, 9, 9J	10.8	32.2	14.8	98.2	390	65	65	21	R-4	Yes	3935	3825	3695	3595	3515	3415
T445665	340/80R18	143A8 (138D)	SB	TL	11		12.9	39.4	17.8	119.3	475	58	58	30	R-4	Yes	5985	5830	5620	5465	5355	5205
T445667	400/60R18	148A8 (143D)	SB	TL	13		15.7	37.4	16.8	113	450	73	73	33	R-4	Yes	6910	6725	6495	6305	6185	6010
T445756	360/70R20	136A8 (131D)	SB	TL	W11	W10, W12	13.5	40.5	18.3	122.5	475	46	46	30	R-4	Yes	4950	4815	4640	4520	4430	4300
T445666	360/80R20	148A8 (143D)	SB	TL	11		14.2	43	19.4	130.4	525	58	58	30	R-4	Yes	6910	6725	6495	6305	6185	6010
T445636	400/70R20	149A8 (144D)	SB	TL	13		15.5	42.2	19.1	127.2	500	58	58	33	R-4	Yes	7100	6910	6670	6480	6360	6175
T445757	300/80R24	133A8 (128D)	SB	TL	DW10	W9, W10, W11, DW 11	11.9	42.4	19.4	128.3	525	46	46	30	R-4	Yes	4565	4440	4290	4165	4090	3970
T445753	340/80R24	140A8 (135D)	SB	TL	DW11	DW10, DW12	13.1	44.8	20.4	135.6	550	46	46	30	R-4	Yes	5525	5380	5190	5050	4950	4805
T445587	360/80R24	143A8 (138D)	SB	TL	DW11	DW10, DW12, DW13	14.1	46.7	21.4	141.7	575	46	46	30	R-4	Yes	6160	5995	5785	5620	5525	5355
T445582	400/80R24	149A8 (144D)	SB	TL	DW13	DW12, DW14L	15.7	49.1	22.3	148.4	600	46	46	31	R-4	Yes	7100	6910	6670	6480	6360	6175
T445586	420/65R24	151A8 (146D)	SB	TL	DW13	DW12, DW14L, DW15L	15.8	45.6	20.5	137.3	550	58	58	31	R-4	Yes	7605	7410	7145	6945	6810	6615
T445634	440/80R24	154A8 (149D)	SB	TL	DW14L	DW15L	17.1	50.9	23	154.4	625	46	46	33	R-4	Yes	8245	8025	7740	7530	7385	7165
T445669	460/70R24	166A8 (161D)	SB	TL	DW14L	DW15L	18.1	49.4	21.9	149.3	600	73	73	38	R-4	Yes	11730	11420	11010	10705	10505	10195
T445671	500/70R24	171A8 (166D)	SB	TL	DW16L		19.7	51.7	22.8	156.3	625	73	73	38	R-4	Yes	13435	13085	12620	12270	12035	11685
T445672	540/70R24	175A8 (170D)	SB	TL	DW18L	DW16L	21.3	53.8	23.7	163.1	650	73	73	38	R-4	Yes	15210	14815	14285	13890	13625	13230
T445752	360/80R28	146A8 (142D)	SB	TL	DW11	DW12, DW13	13.7	51.6	23.4	157.4	625	46	46	30	R-4	Yes	6525	6360	6130	5965	5840	5675
T445584	400/80R28	151A8 (146D)	SB	TL	DW13	DW12, DW14L	15.7	53.2	24.3	161.5	650	46	46	31	R-4	Yes	7795	7595	7320	7120	6980	6780
T445563	440/80R28	156A8 (151D)	SB	TL	DW14L	DW15L, DW16L	17.3	55.7	25.2	168.7	675	46	46	33	R-4	Yes	9005	8765	8455	8225	8060	7825
T445772	540/65R28	160A8 (155D)	SB	TL	DW18L	DW16L	21.1	55	25	167	675	46	46	35	R-4	Yes	9820	9570	9225	8975	8795	8545
T445758	440/80R30	157A8 (153D)	SB	TL	DW14L	DW15L, W16L	17.1	57.3	25.9	174.3	700	46	46	33	R-4	Yes	9260	9015	8685	8455	8290	8045
T445754	480/80R30	162A8 (157D)	SB	TL	DW15L	DW16L, DW18L	18.3	60.5	27.2	183.9	725	46	46	34	R-4	Yes	10460	10185	9820	9545	9370	9095
T445736	540/65R30	171A8 (166D)	SB	TL	DW18L	DW16L	21	57.5	26.3	174.9	700	65	65	35	R-4	Yes	13435	13085	12620	12270	12035	11685
T445609	540/65R30	161A8 (156D)	SB	TL	DW18L	DW16L	20.9	57.6	26.2	174.4	700	46	46	35	R-4	Yes	10140	9875	9525	9260	9085	8820
T445848	600/70R30	171A8 (166D)	SB	TL	DW20B	DW18L	23.7	62.2	27.9	187.9	750	46	46	38	R-4	Yes	13435	13085	12620	12270	12035	11685
T445588	440/80R34	159A8 (155D)	SB	TL	DW14L	DW15L, DW16L	17.4	61.8	28.3	187.5	750	46	46	33	R-4	Yes	9820	9570	9225	8975	8795	8545
T445583	480/80R34	164A8 (159D)	SB	TL	DW15L	DW16L, DW18L	19	64.2	29.3	195.4	775	46	46	34	R-4	Yes	11090	10805	10415	10130	9930	9645
T445700	600/70R34	172A8 (168D)	SB	TL	DW20B	DW18L	23.3	66	29.7	200.9	800	46	46	35	R-4	Yes	14200	13825	13340	12965	12720	12345
T445585	480/80R38	166A8 (161D)	SB	TL	DW15L	DW16L, DW18L	18.8	68.2	31.2	208	825	46	46	34	R-4	Yes	11730	11420	11010	10705	10505	10195

Product code	Size	LI/SS	Reinforced code	TL/TT	Rim	Permitted rims	Width (in)	Diameter (in)	Loaded static radius (in)	Rolling circumference (in)	Speed radius index	Pressure (psi)	Max. inflation pressure (psi)	Tread depth (1/32 in)	Tread code	M+S	Load capacity for Constant load, lb					
																	Speed (mph)					
																	25	27.5	30	35	37.5	40
T445564	540/80R38	172A8 (167D)	SB	TL	DW18L	DW16L	21.9	72.2	32.8	219.1	875	46	46	34	R-4	Yes	14200	13825	13340	12965	12720	12345
T445773	650/65R38	175A8 (170D)	SB	TL	DW20B	DW21B, DW23B	24.6	71.7	32.5	218.7	875	46	46	39	R-4	Yes	15210	14815	14285	13890	13625	13230
T445595	650/65R42	176A8 (171D)	SB	TL	DW20B	DW18L	24.7	75.3	34.3	229.8	925	46	46	39	R-4	Yes	15600	15190	14640	14240	13965	13560
T445847	710/70R42	185A8 (180D)	SB	TL	DW23B	DW25B	27.7	81.3	33.7	246.1	975	46	46	44	R-4	Yes	20285	19755	19050	18520	18165	17635

ALL SIZES FOR WHEEL LOADER

Product code	Size	LI/SS	Reinforced code	TL/TT	Rim	Permitted rims	Width (in)	Diameter (in)	Loaded static radius (in)	Rolling circumference (in)	Pressure (psi)	Max. inflation pressure (psi)	Tread depth (1/32 in)	M+S	Load capacity for Constant load, lb					
															Speed (mph)					
															25	27.5	30	35	37.5	40
T445832	400/70R18	147A8 (143D)	SB	TL	13	12	15.7	40.1	18	120.8	58	58	33	Yes	6910	6725	6495	6305	6185	6010

NOKIAN TYRES HAKKAPELIITTA TRI 250/75R16 - T845540

Product code	Size	LI/SS	TL/TT	Rim	Permitted rims	Width (in)	Diameter (in)	Loaded static radius (in)	Rolling circumference (in)	Speed radius index	Pressure (psi)	Max. inflation pressure (psi)	Tread depth (1/32 in)	Tread code	M+S
T845540	250/75R16	120G	TL	8	W7, 7, 7J, W8, 8J, W9, 9, 9J	10.2	30.8	14.3	94.1	370	65	65	20	R-4	Yes

LOAD CAPACITY FOR TRACTOR, LB

Pressure (psi)	Constant load													
	0 mph	2.5 mph	5 mph	10 mph	12 mph	15 mph	17.5 mph	22.5 mph	25 mph	27.5 mph	30 mph	35 mph	37.5 mph	40 mph
12	2835	1795	1545	1400	1355	1310	1290	1270	1235	1200	1155	1125	1100	1070
17	3585	2260	1950	1765	1710	1655	1630	1600	1555	1520	1465	1420	1400	1355
23	4365	2765	2380	2150	2085	2015	1985	1950	1905	1850	1785	1740	1710	1655
29	4805	3040	2625	2370	2295	2215	2185	2150	2095	2040	1960	1905	1875	1820
35	5095	3220	2780	2515	2435	2360	2315	2280	2215	2160	2085	2030	1985	1930
41	5675	3595	3095	2800	2710	2625	2580	2535	2470	2405	2325	2260	2215	2150
46	6350	4010	3460	3120	3030	2930	2890	2835	2765	2690	2590	2525	2480	2405
52	6865	4345	3750	3385	3275	3175	3120	3065	2985	2910	2810	2735	2680	2600
58	7685	4860	4190	3780	3670	3550	3495	3440	3350	3265	3140	3055	3000	2910
65	8445	5335	4610	4155	4025	3900	3835	3770	3680	3585	3450	3360	3295	3195

WATER AND SALT BALLASTING

Tire volume 100%		Water filling 75%		Water/salt filling (75% / -30°C)				Total weight increase	
Litres	Gallons	Litres	Gallons	Water		Salt		kg	lbs
				Litres	Gallons	kg	lbs		
62	16	47	12	38	10	19	43	57	126

(CaCl₂, 75%, -30°C) Always use a tube when filled with water/salt.

TUBES AND VALVES

Tubeless valve TR413

STUDDABLE

Studdable Yes	Number of studs 192 pcs
Marked stud positions on tread	Recommended stud 8-10, 8-11, 8-12, 8-13

NOKIAN TYRES HAKKAPELIITTA TRI 250/80R16 - T845541

Product code	Size	LI/SS	TL/TT	Rim	Permitted rims	Width (in)	Diameter (in)	Loaded static radius (in)	Rolling circumference (in)	Speed radius index	Pressure (psi)	Max. inflation pressure (psi)	Tread depth (1/32 in)	Tread code	M+S
T845541	250/80R16	119G	TL	8	W7, 7, 7J, W8, 8J, W9, 9, 9J	10.8	32.2	14.8	98.2	390	65	65	21	R-4	Yes

LOAD CAPACITY FOR TRACTOR, LB

Pressure (psi)	Constant load													
	0 mph	2.5 mph	5 mph	10 mph	12 mph	15 mph	17.5 mph	22.5 mph	25 mph	27.5 mph	30 mph	35 mph	37.5 mph	40 mph
12	3000	1895	1630	1475	1435	1390	1365	1345	1300	1270	1225	1190	1170	1135
17	3780	2390	2060	1865	1810	1755	1720	1685	1655	1610	1545	1510	1475	1435
23	4650	2945	2535	2295	2225	2150	2115	2085	2030	1975	1905	1850	1820	1765
29	5095	3220	2780	2515	2435	2360	2315	2280	2215	2160	2085	2030	1985	1930
35	5535	3495	3020	2725	2635	2555	2515	2470	2415	2350	2260	2205	2160	2095
41	5995	3790	3275	2955	2865	2765	2725	2680	2610	2545	2445	2380	2335	2270
46	6690	4235	3650	3295	3195	3095	3040	2985	2920	2845	2735	2670	2610	2535
52	7275	4610	3970	3585	3470	3360	3305	3250	3175	3085	2975	2900	2845	2755
58	8145	5160	4440	4010	3890	3770	3705	3640	3550	3460	3330	3240	3175	3085
65	9015	5710	4915	4440	4310	4165	4100	4035	3935	3825	3695	3595	3515	3415

WATER AND SALT BALLASTING

Tire volume 100%		Water filling 75%		Water/salt filling (75% / -30°C)				Total weight increase	
Litres	Gallons	Litres	Gallons	Water		Salt		kg	lbs
				Litres	Gallons	kg	lbs		
74	20	56	15	46	12	23	51	69	152

(CaCl2, 75%, -30°C) Always use a tube when filled with water/salt.

TUBES AND VALVES

Tubeless valve
TR413

STUDDABLE

Studdable
Yes

Marked stud
positions on tread

Recommended stud
8-10, 8-11, 8-12, 8-13

NOKIAN TYRES HAKKAPELIITTA TRI 340/80R18 - T445665

Product code	Size	LI/SS	Reinforced code	TL/TT	Rim	Width (in)	Diameter (in)	Loaded static radius (in)	Rolling circumference (in)	Speed radius index	Pressure (psi)	Max. inflation pressure (psi)	Tread depth (1/32 in)	Tread code	M+S
T445665	340/80R18	143A8 (138D)	SB	TL	11	12.9	39.4	17.8	119.3	475	58	58	30	R-4	Yes

LOAD CAPACITY FOR TRACTOR, LB

Pressure (psi)	Constant load													
	0 mph	2.5 mph	5 mph	10 mph	12 mph	15 mph	17.5 mph	22.5 mph	25 mph	27.5 mph	30 mph	35 mph	37.5 mph	40 mph
12	5095	3220	2780	2515	2435	2360	2315	2280	2215	2160	2085	2030	1985	1930
17	6515	4125	3560	3210	3110	3010	2965	2910	2845	2765	2670	2590	2545	2470
23	7915	5005	4320	3900	3780	3660	3595	3540	3450	3360	3240	3155	3085	3000
29	8730	5525	4760	4300	4165	4035	3970	3900	3805	3705	3570	3470	3405	3305
35	9315	5885	5080	4585	4440	4300	4235	4165	4055	3945	3815	3705	3640	3525
41	10185	6450	5555	5015	4860	4705	4630	4555	4440	4320	4165	4055	3980	3860
46	11355	7175	6195	5590	5410	5245	5160	5070	4950	4815	4640	4520	4430	4300
52	12335	7805	6735	6075	5885	5700	5610	5510	5380	5235	5050	4905	4815	4675
58	13735	8685	7495	6770	6560	6350	6240	6140	5985	5830	5620	5465	5355	5205

WATER AND SALT BALLASTING

Tire volume 100%		Water filling 75%		Water/salt filling (75% / -30°C)				Total weight increase	
Litres	Gallons	Litres	Gallons	Water		Salt		kg	lbs
				Litres	Gallons	kg	lbs		
140	37	105	28	86	23	44	97	130	287

(CaCl2, 75%, -30°C) Always use a tube when filled with water/salt.

TUBES AND VALVES

Tubeless valve TR618A

STUDDABLE

Studdable Yes	Number of studs 120 pcs
Marked stud positions on tread	Recommended stud 9-15

NOKIAN TYRES HAKKAPELIITTA TRI 400/60R18 - T445667

Product code	Size	LI/SS	Reinforced code	TL/TT	Rim	Width (in)	Diameter (in)	Loaded static radius (in)	Rolling circumference (in)	Speed radius index	Pressure (psi)	Max. inflation pressure (psi)	Tread depth (1/32 in)	Tread code	M+S
T445667	400/60R18	148A8 (143D)	SB	TL	13	15.7	37.4	16.8	113	450	73	73	33	R-4	Yes

LOAD CAPACITY FOR TRACTOR, LB

Pressure (psi)	Constant load													
	0 mph	2.5 mph	5 mph	10 mph	12 mph	15 mph	17.5 mph	22.5 mph	25 mph	27.5 mph	30 mph	35 mph	37.5 mph	40 mph
12	4805	3040	2625	2370	2295	2215	2185	2150	2095	2040	1960	1905	1875	1820
17	6175	3900	3360	3040	2945	2855	2800	2755	2690	2610	2525	2460	2405	2335
23	7475	4730	4080	3680	3570	3460	3395	3340	3265	3175	3065	2975	2920	2835
29	8145	5160	4440	4010	3890	3770	3705	3640	3550	3460	3330	3240	3175	3085
35	9015	5710	4915	4440	4310	4165	4100	4035	3935	3825	3695	3595	3515	3415
41	9900	6260	5400	4870	4720	4575	4495	4420	4310	4200	4045	3935	3860	3750
46	10770	6810	5875	5300	5135	4970	4895	4815	4695	4565	4410	4290	4200	4080
52	11995	7585	6535	5910	5720	5545	5445	5355	5225	5080	4905	4775	4675	4540
58	13040	8245	7110	6415	6215	6030	5930	5830	5675	5535	5335	5180	5080	4940
65	14550	9205	7935	7165	6945	6725	6615	6505	6340	6175	5950	5785	5675	5510
73	15860	10030	8655	7815	7575	7330	7210	7090	6910	6725	6495	6305	6185	6010

WATER AND SALT BALLASTING

Tire volume 100%		Water filling 75%		Water/salt filling (75% / -30°C)				Total weight increase	
Litres	Gallons	Litres	Gallons	Water		Salt		kg	lbs
				Litres	Gallons	kg	lbs		
145	38	109	29	89	24	45	100	134	295

(CaCl2, 75%, -30°C) Always use a tube when filled with water/salt.

TUBES AND VALVES

Tubeless valve TR618A

STUDDABLE

Studdable Yes	Number of studs 120 pcs
Marked stud positions on tread	Recommended stud 9-15

NOKIAN TYRES HAKKAPELIITTA TRI 400/70R18 - T445832

Product code	Size	LI/SS	Reinforced code	TL/TT	Rim	Permitted rims	Width (in)	Diameter (in)	Loaded static radius (in)	Rolling circumference (in)	Pressure (psi)	Max. inflation pressure (psi)	Tread depth (1/32 in)	M+S
T445832	400/70R18	147A8 (143D)	SB	TL	13	12	15.7	40.1	18	120.8	58	58	33	Yes

LOAD CAPACITY FOR WHEEL LOADER, LB

Pressure (psi)	Constant load													
	0 mph	2.5 mph	5 mph	10 mph	12 mph	15 mph	17.5 mph	22.5 mph	25 mph	27.5 mph	30 mph	35 mph	37.5 mph	40 mph
12	5820	3680	3175	2865	2780	2690	2645	2600	2535	2470	2380	2315	2270	2205
17	7475	4730	4080	3680	3570	3460	3395	3340	3265	3175	3065	2975	2920	2835
23	9015	5710	4915	4440	4310	4165	4100	4035	3935	3825	3695	3595	3515	3415
29	9900	6260	5400	4870	4720	4575	4495	4420	4310	4200	4045	3935	3860	3750
35	10770	6810	5875	5300	5135	4970	4895	4815	4695	4565	4410	4290	4200	4080
41	11640	7365	6350	5730	5555	5380	5290	5205	5070	4940	4760	4630	4540	4410
46	13040	8245	7110	6415	6215	6030	5930	5830	5675	5535	5335	5180	5080	4940
52	14145	8950	7715	6965	6745	6535	6425	6315	6160	5995	5785	5620	5525	5355
58	15860	10030	8655	7815	7575	7330	7210	7090	6910	6725	6495	6305	6185	6010

WATER AND SALT BALLASTING

Tire volume 100%		Water filling 75%		Water/salt filling (75% / -30°C)				Total weight increase	
Litres	Gallons	Litres	Gallons	Water		Salt		kg	lbs
				Litres	Gallons	kg	lbs		
165	44	124	33	102	27	52	115	154	340

(CaCl2, 75%, -30°C) Always use a tube when filled with water/salt.

STUDDABLE

Studdable	Number of studs
Yes	144 pcs
Marked stud positions on tread	

NOKIAN TYRES HAKKAPELIITTA TRI 360/70R20 - T445756

Product code	Size	LI/SS	Reinforced code	TL/TT	Rim	Permitted rims	Width (in)	Diameter (in)	Loaded static radius (in)	Rolling circumference (in)	Speed radius index	Pressure (psi)	Max. inflation pressure (psi)	Tread depth (1/32 in)	Tread code	M+S
T445756	360/70R20	136A8 (131D)	SB	TL	W11	W10, W12	13.5	40.5	18.3	122.5	475	46	46	30	R-4	Yes

LOAD CAPACITY FOR TRACTOR, LB

Pressure (psi)	Constant load													
	0 mph	2.5 mph	5 mph	10 mph	12 mph	15 mph	17.5 mph	22.5 mph	25 mph	27.5 mph	30 mph	35 mph	37.5 mph	40 mph
12	5095	3220	2780	2515	2435	2360	2315	2280	2215	2160	2085	2030	1985	1930
17	6690	4235	3650	3295	3195	3095	3040	2985	2920	2845	2735	2670	2610	2535
23	8145	5160	4440	4010	3890	3770	3705	3640	3550	3460	3330	3240	3175	3085
29	8730	5525	4760	4300	4165	4035	3970	3900	3805	3705	3570	3470	3405	3305
35	9315	5885	5080	4585	4440	4300	4235	4165	4055	3945	3815	3705	3640	3525
41	10470	6625	5710	5160	5005	4840	4760	4685	4565	4440	4290	4165	4090	3970
46	11355	7175	6195	5590	5410	5245	5160	5070	4950	4815	4640	4520	4430	4300

WATER AND SALT BALLASTING

Tire volume 100%		Water filling 75%		Water/salt filling (75% / -30°C)				Total weight increase	
Litres	Gallons	Litres	Gallons	Water		Salt		kg	lbs
				Litres	Gallons	kg	lbs		
142	38	107	28	88	23	45	98	133	293

(CaCl₂, 75%, -30°C) Always use a tube when filled with water/salt.

TUBES AND VALVES

Tubeless valve TR618A

STUDDABLE

Studdable Yes	Number of studs 144 pcs
Marked stud positions on tread	Recommended stud 9-15

NOKIAN TYRES HAKKAPELIITTA TRI 360/80R20 - T445666

Product code	Size	LI/SS	Reinforced code	TL/TT	Rim	Width (in)	Diameter (in)	Loaded static radius (in)	Rolling circumference (in)	Speed radius index	Pressure (psi)	Max. inflation pressure (psi)	Tread depth (1/32 in)	Tread code	M+S
T445666	360/80R20	148A8 (143D)	SB	TL	11	14.2	43	19.4	130.4	525	58	58	30	R-4	Yes

LOAD CAPACITY FOR TRACTOR, LB

Pressure (psi)	Constant load													
	0 mph	2.5 mph	5 mph	10 mph	12 mph	15 mph	17.5 mph	22.5 mph	25 mph	27.5 mph	30 mph	35 mph	37.5 mph	40 mph
12	5820	3680	3175	2865	2780	2690	2645	2600	2535	2470	2380	2315	2270	2205
17	7475	4730	4080	3680	3570	3460	3395	3340	3265	3175	3065	2975	2920	2835
23	9015	5710	4915	4440	4310	4165	4100	4035	3935	3825	3695	3595	3515	3415
29	9900	6260	5400	4870	4720	4575	4495	4420	4310	4200	4045	3935	3860	3750
35	10770	6810	5875	5300	5135	4970	4895	4815	4695	4565	4410	4290	4200	4080
41	11640	7365	6350	5730	5555	5380	5290	5205	5070	4940	4760	4630	4540	4410
46	13040	8245	7110	6415	6215	6030	5930	5830	5675	5535	5335	5180	5080	4940
52	14145	8950	7715	6965	6745	6535	6425	6315	6160	5995	5785	5620	5525	5355
58	15860	10030	8655	7815	7575	7330	7210	7090	6910	6725	6495	6305	6185	6010

WATER AND SALT BALLASTING

Tire volume 100%		Water filling 75%		Water/salt filling (75% / -30°C)				Total weight increase	
Litres	Gallons	Litres	Gallons	Water		Salt		kg	lbs
				Litres	Gallons	kg	lbs		
180	48	135	36	111	29	56	124	167	368

(CaCl2, 75%, -30°C) Always use a tube when filled with water/salt.

TUBES AND VALVES

Tubeless valve TR618A

STUDDABLE

Studdable Yes	Number of studs 144 pcs
Marked stud positions on tread	Recommended stud 9-15

NOKIAN TYRES HAKKAPELIITTA TRI 400/70R20 - T445636

Product code	Size	LI/SS	Reinforced code	TL/TT	Rim	Width (in)	Diameter (in)	Loaded static radius (in)	Rolling circumference (in)	Speed radius index	Pressure (psi)	Max. inflation pressure (psi)	Tread depth (1/32 in)	Tread code	M+S
T445636	400/70R20	149A8 (144D)	SB	TL	13	15.5	42.2	19.1	127.2	500	58	58	33	R-4	Yes

LOAD CAPACITY FOR TRACTOR, LB

Pressure (psi)	Constant load													
	0 mph	2.5 mph	5 mph	10 mph	12 mph	15 mph	17.5 mph	22.5 mph	25 mph	27.5 mph	30 mph	35 mph	37.5 mph	40 mph
12	5995	3790	3275	2955	2865	2765	2725	2680	2610	2545	2445	2380	2335	2270
17	7685	4860	4190	3780	3670	3550	3495	3440	3350	3265	3140	3055	3000	2910
23	9600	6075	5235	4730	4585	4440	4365	4290	4190	4080	3925	3825	3750	3640
29	10470	6625	5710	5160	5005	4840	4760	4685	4565	4440	4290	4165	4090	3970
35	11055	7000	6030	5445	5280	5115	5025	4940	4815	4695	4520	4400	4310	4190
41	12335	7805	6735	6075	5885	5700	5610	5510	5380	5235	5050	4905	4815	4675
46	13380	8465	7295	6590	6395	6185	6085	5985	5830	5675	5480	5325	5225	5070
52	14990	9480	8180	7385	7155	6925	6810	6700	6525	6360	6130	5965	5840	5675
58	16290	10305	8885	8025	7780	7530	7410	7285	7100	6910	6670	6480	6360	6175

WATER AND SALT BALLASTING

Tire volume 100%		Water filling 75%		Water/salt filling (75% / -30°C)				Total weight increase	
Litres	Gallons	Litres	Gallons	Water		Salt		kg	lbs
				Litres	Gallons	kg	lbs		
180	48	135	36	111	29	56	124	167	368

(CaCl2, 75%, -30°C) Always use a tube when filled with water/salt.

TUBES AND VALVES

Tubeless valve TR618A

STUDDABLE

Studdable Yes	Number of studs 168 pcs
Marked stud positions on tread	Recommended stud 9-15

NOKIAN TYRES HAKKAPELIITTA TRI 300/80R24 - T445757

Product code	Size	LI/SS	Reinforced code	TL/TT	Rim	Permitted rims	Width (in)	Diameter (in)	Loaded static radius (in)	Rolling circumference (in)	Speed radius index	Pressure (psi)	Max. inflation pressure (psi)	Tread depth (1/32 in)	Tread code	M+S
T445757	300/80R24	133A8 (128D)	SB	TL	DW10	W9, W10, W11, DW 11	11.9	42.4	19.4	128.3	525	46	46	30	R-4	Yes

LOAD CAPACITY FOR TRACTOR, LB

Pressure (psi)	Constant load													
	0 mph	2.5 mph	5 mph	10 mph	12 mph	15 mph	17.5 mph	22.5 mph	25 mph	27.5 mph	30 mph	35 mph	37.5 mph	40 mph
12	4805	3040	2625	2370	2295	2215	2185	2150	2095	2040	1960	1905	1875	1820
17	6175	3900	3360	3040	2945	2855	2800	2755	2690	2610	2525	2460	2405	2335
23	7475	4730	4080	3680	3570	3460	3395	3340	3265	3175	3065	2975	2920	2835
29	8145	5160	4440	4010	3890	3770	3705	3640	3550	3460	3330	3240	3175	3085
35	8730	5525	4760	4300	4165	4035	3970	3900	3805	3705	3570	3470	3405	3305
41	9600	6075	5235	4730	4585	4440	4365	4290	4190	4080	3925	3825	3750	3640
46	10470	6625	5710	5160	5005	4840	4760	4685	4565	4440	4290	4165	4090	3970

WATER AND SALT BALLASTING

Tire volume 100%		Water filling 75%		Water/salt filling (75% / -30°C)				Total weight increase	
Litres	Gallons	Litres	Gallons	Water		Salt		kg	lbs
				Litres	Gallons	kg	lbs		
114	30	86	23	70	19	36	79	106	234

(CaCl2, 75%, -30°C) Always use a tube when filled with water/salt.

TUBES AND VALVES

Tubeless valve
TR618A

STUDDABLE

Studdable	Number of studs
Yes	168 pcs
Marked stud positions on tread	Recommended stud
	9-15

NOKIAN TYRES HAKKAPELIITTA TRI 340/80R24 - T445753

Product code	Size	LI/SS	Reinforced code	TL/TT	Rim	Permitted rims	Width (in)	Diameter (in)	Loaded static radius (in)	Rolling circumference (in)	Speed radius index	Pressure (psi)	Max. inflation pressure (psi)	Tread depth (1/32 in)	Tread code	M+S
T445753	340/80R24	140A8 (135D)	SB	TL	DW11	DW10, DW12	13.1	44.8	20.4	135.6	550	46	46	30	R-4	Yes

LOAD CAPACITY FOR TRACTOR, LB

Pressure (psi)	Constant load													
	0 mph	2.5 mph	5 mph	10 mph	12 mph	15 mph	17.5 mph	22.5 mph	25 mph	27.5 mph	30 mph	35 mph	37.5 mph	40 mph
12	5820	3680	3175	2865	2780	2690	2645	2600	2535	2470	2380	2315	2270	2205
17	7475	4730	4080	3680	3570	3460	3395	3340	3265	3175	3065	2975	2920	2835
23	9015	5710	4915	4440	4310	4165	4100	4035	3935	3825	3695	3595	3515	3415
29	9900	6260	5400	4870	4720	4575	4495	4420	4310	4200	4045	3935	3860	3750
35	10470	6625	5710	5160	5005	4840	4760	4685	4565	4440	4290	4165	4090	3970
41	11640	7365	6350	5730	5555	5380	5290	5205	5070	4940	4760	4630	4540	4410
46	12690	8025	6925	6250	6050	5865	5765	5665	5525	5380	5190	5050	4950	4805

WATER AND SALT BALLASTING

Tire volume 100%		Water filling 75%		Water/salt filling (75% / -30°C)				Total weight increase	
Litres	Gallons	Litres	Gallons	Water		Salt		kg	lbs
				Litres	Gallons	kg	lbs		
154	41	116	31	95	25	49	107	144	317

(CaCl2, 75%, -30°C) Always use a tube when filled with water/salt.

TUBES AND VALVES

Tubeless valve TR618A

STUDDABLE

Studdable Yes	Number of studs 168 pcs
Marked stud positions on tread	Recommended stud 9-15

NOKIAN TYRES HAKKAPELIITTA TRI 360/80R24 - T445587

Product code	Size	LI/SS	Reinforced code	TL/TT	Rim	Permitted rims	Width (in)	Diameter (in)	Loaded static radius (in)	Rolling circumference (in)	Speed radius index	Pressure (psi)	Max. inflation pressure (psi)	Tread depth (1/32 in)	Tread code	M+S
T445587	360/80R24	143A8 (138D)	SB	TL	DW11	DW10, DW12, DW13	14.1	46.7	21.4	141.7	575	46	46	30	R-4	Yes

LOAD CAPACITY FOR TRACTOR, LB

Pressure (psi)	Constant load													
	0 mph	2.5 mph	5 mph	10 mph	12 mph	15 mph	17.5 mph	22.5 mph	25 mph	27.5 mph	30 mph	35 mph	37.5 mph	40 mph
12	6350	4010	3460	3120	3030	2930	2890	2835	2765	2690	2590	2525	2480	2405
17	8145	5160	4440	4010	3890	3770	3705	3640	3550	3460	3330	3240	3175	3085
23	9900	6260	5400	4870	4720	4575	4495	4420	4310	4200	4045	3935	3860	3750
29	10770	6810	5875	5300	5135	4970	4895	4815	4695	4565	4410	4290	4200	4080
35	11640	7365	6350	5730	5555	5380	5290	5205	5070	4940	4760	4630	4540	4410
41	12690	8025	6925	6250	6050	5865	5765	5665	5525	5380	5190	5050	4950	4805
46	14145	8950	7715	6965	6745	6535	6425	6315	6160	5995	5785	5620	5525	5355

WATER AND SALT BALLASTING

Tire volume 100%		Water filling 75%		Water/salt filling (75% / -30°C)				Total weight increase	
Litres	Gallons	Litres	Gallons	Water		Salt		kg	lbs
				Litres	Gallons	kg	lbs		
205	54	154	41	126	33	64	142	190	419

(CaCl2, 75%, -30°C) Always use a tube when filled with water/salt.

TUBES AND VALVES

Tubeless valve TR618A

STUDDABLE

Studdable Yes	Number of studs 168 pcs
Marked stud positions on tread	Recommended stud 9-15

NOKIAN TYRES HAKKAPELIITTA TRI 400/80R24 - T445582

Product code	Size	LI/SS	Reinforced code	TL/TT	Rim	Permitted rims	Width (in)	Diameter (in)	Loaded static radius (in)	Rolling circumference (in)	Speed radius index	Pressure (psi)	Max. inflation pressure (psi)	Tread depth (1/32 in)	Tread code	M+S
T445582	400/80R24	149A8 (144D)	SB	TL	DW13	DW12, DW14L	15.7	49.1	22.3	148.4	600	46	46	31	R-4	Yes

LOAD CAPACITY FOR TRACTOR, LB

Pressure (psi)	Constant load													
	0 mph	2.5 mph	5 mph	10 mph	12 mph	15 mph	17.5 mph	22.5 mph	25 mph	27.5 mph	30 mph	35 mph	37.5 mph	40 mph
12	7475	4730	4080	3680	3570	3460	3395	3340	3265	3175	3065	2975	2920	2835
17	9600	6075	5235	4730	4585	4440	4365	4290	4190	4080	3925	3825	3750	3640
23	11640	7365	6350	5730	5555	5380	5290	5205	5070	4940	4760	4630	4540	4410
29	12690	8025	6925	6250	6050	5865	5765	5665	5525	5380	5190	5050	4950	4805
35	13735	8685	7495	6770	6560	6350	6240	6140	5985	5830	5620	5465	5355	5205
41	14990	9480	8180	7385	7155	6925	6810	6700	6525	6360	6130	5965	5840	5675
46	16290	10305	8885	8025	7780	7530	7410	7285	7100	6910	6670	6480	6360	6175

WATER AND SALT BALLASTING

Tire volume 100%		Water filling 75%		Water/salt filling (75% / -30°C)				Total weight increase	
Litres	Gallons	Litres	Gallons	Water		Salt		kg	lbs
				Litres	Gallons	kg	lbs		
265	70	199	53	163	43	83	183	246	542

(CaCl2, 75%, -30°C) Always use a tube when filled with water/salt.

TUBES AND VALVES

Tubeless valve TR618A

STUDDABLE

Studdable Yes	Number of studs 168 pcs
Marked stud positions on tread	Recommended stud 9-15

NOKIAN TYRES HAKKAPELIITTA TRI 420/65R24 - T445586

Product code	Size	LI/SS	Reinforced code	TL/TT	Rim	Permitted rims	Width (in)	Diameter (in)	Loaded static radius (in)	Rolling circumference (in)	Speed radius index	Pressure (psi)	Max. inflation pressure (psi)	Tread depth (1/32 in)	Tread code	M+S
T445586	420/65R24	151A8 (146D)	SB	TL	DW13	DW12, DW14L, DW15L	15.8	45.6	20.5	137.3	550	58	58	31	R-4	Yes

LOAD CAPACITY FOR TRACTOR, LB

Pressure (psi)	Constant load													
	0 mph	2.5 mph	5 mph	10 mph	12 mph	15 mph	17.5 mph	22.5 mph	25 mph	27.5 mph	30 mph	35 mph	37.5 mph	40 mph
12	6515	4125	3560	3210	3110	3010	2965	2910	2845	2765	2670	2590	2545	2470
17	8445	5335	4610	4155	4025	3900	3835	3770	3680	3585	3450	3360	3295	3195
23	9900	6260	5400	4870	4720	4575	4495	4420	4310	4200	4045	3935	3860	3750
29	11055	7000	6030	5445	5280	5115	5025	4940	4815	4695	4520	4400	4310	4190
35	11640	7365	6350	5730	5555	5380	5290	5205	5070	4940	4760	4630	4540	4410
41	13040	8245	7110	6415	6215	6030	5930	5830	5675	5535	5335	5180	5080	4940
46	14145	8950	7715	6965	6745	6535	6425	6315	6160	5995	5785	5620	5525	5355
52	15860	10030	8655	7815	7575	7330	7210	7090	6910	6725	6495	6305	6185	6010
58	17460	11045	9525	8600	8335	8070	7935	7805	7605	7410	7145	6945	6810	6615

WATER AND SALT BALLASTING

Tire volume 100%		Water filling 75%		Water/salt filling (75% / -30°C)				Total weight increase	
Litres	Gallons	Litres	Gallons	Water		Salt		kg	lbs
				Litres	Gallons	kg	lbs		
220	58	165	44	135	36	69	152	204	450

(CaCl2, 75%, -30°C) Always use a tube when filled with water/salt.

TUBES AND VALVES

Tubeless valve TR618A

STUDDABLE

Studdable Yes	Number of studs 168 pcs
Marked stud positions on tread	Recommended stud 9-15

NOKIAN TYRES HAKKAPELIITTA TRI 440/80R24 - T445634

Product code	Size	LI/SS	Reinforced code	TL/TT	Rim	Permitted rims	Width (in)	Diameter (in)	Loaded static radius (in)	Rolling circumference (in)	Speed radius index	Pressure (psi)	Max. inflation pressure (psi)	Tread depth (1/32 in)	Tread code	M+S
T445634	440/80R24	154A8 (149D)	SB	TL	DW14L	DW15L	17.1	50.9	23	154.4	625	46	46	33	R-4	Yes

LOAD CAPACITY FOR TRACTOR, LB

Pressure (psi)	Constant load													
	0 mph	2.5 mph	5 mph	10 mph	12 mph	15 mph	17.5 mph	22.5 mph	25 mph	27.5 mph	30 mph	35 mph	37.5 mph	40 mph
12	8730	5525	4760	4300	4165	4035	3970	3900	3805	3705	3570	3470	3405	3305
17	11055	7000	6030	5445	5280	5115	5025	4940	4815	4695	4520	4400	4310	4190
23	13380	8465	7295	6590	6395	6185	6085	5985	5830	5675	5480	5325	5225	5070
29	14990	9480	8180	7385	7155	6925	6810	6700	6525	6360	6130	5965	5840	5675
35	15860	10030	8655	7815	7575	7330	7210	7090	6910	6725	6495	6305	6185	6010
41	17460	11045	9525	8600	8335	8070	7935	7805	7605	7410	7145	6945	6810	6615
46	18915	11970	10320	9315	9030	8740	8600	8455	8245	8025	7740	7530	7385	7165

WATER AND SALT BALLASTING

Tire volume 100%		Water filling 75%		Water/salt filling (75% / -30°C)				Total weight increase	
Litres	Gallons	Litres	Gallons	Water		Salt		kg	lbs
				Litres	Gallons	kg	lbs		
325	86	244	64	200	53	102	225	302	666

(CaCl2, 75%, -30°C) Always use a tube when filled with water/salt.

TUBES AND VALVES

Tubeless valve TR618A

STUDDABLE

Studdable Yes	Number of studs 168 pcs
Marked stud positions on tread	Recommended stud 9-15

NOKIAN TYRES HAKKAPELIITTA TRI 460/70R24 - T445669

Product code	Size	LI/SS	Reinforced code	TL/TT	Rim	Permitted rims	Width (in)	Diameter (in)	Loaded static radius (in)	Rolling circumference (in)	Speed radius index	Pressure (psi)	Max. inflation pressure (psi)	Tread depth (1/32 in)	Tread code	M+S
T445669	460/70R24	166A8 (161D)	SB	TL	DW14L	DW15L	18.1	49.4	21.9	149.3	600	73	73	38	R-4	Yes

LOAD CAPACITY FOR TRACTOR, LB

Pressure (psi)	Constant load													
	0 mph	2.5 mph	5 mph	10 mph	12 mph	15 mph	17.5 mph	22.5 mph	25 mph	27.5 mph	30 mph	35 mph	37.5 mph	40 mph
12	8145	5160	4440	4010	3890	3770	3705	3640	3550	3460	3330	3240	3175	3085
17	10470	6625	5710	5160	5005	4840	4760	4685	4565	4440	4290	4165	4090	3970
23	12690	8025	6925	6250	6050	5865	5765	5665	5525	5380	5190	5050	4950	4805
29	14145	8950	7715	6965	6745	6535	6425	6315	6160	5995	5785	5620	5525	5355
35	14990	9480	8180	7385	7155	6925	6810	6700	6525	6360	6130	5965	5840	5675
41	16290	10305	8885	8025	7780	7530	7410	7285	7100	6910	6670	6480	6360	6175
46	18330	11595	10000	9030	8750	8475	8335	8190	7990	7780	7495	7295	7155	6945
52	20085	12700	10955	9890	9580	9280	9125	8975	8750	8520	8210	7990	7835	7605
58	21825	13810	11905	10750	10415	10085	9920	9755	9515	9260	8930	8685	8520	8265
65	24735	15655	13490	12180	11805	11430	11245	11055	10780	10495	10120	9845	9655	9370
73	26920	17030	14685	13260	12855	12445	12235	12035	11730	11420	11010	10705	10505	10195

WATER AND SALT BALLASTING

Tire volume 100%		Water filling 75%		Water/salt filling (75% / -30°C)				Total weight increase	
Litres	Gallons	Litres	Gallons	Water		Salt		kg	lbs
				Litres	Gallons	kg	lbs		
290	77	218	57	178	47	91	201	269	593

(CaCl₂, 75%, -30°C) Always use a tube when filled with water/salt.

TUBES AND VALVES

Tubeless valve TR618A

STUDDABLE

Studdable Yes	Number of studs 144 pcs
Marked stud positions on tread	Recommended stud 12-20,12-23,12-24

NOKIAN TYRES HAKKAPELIITTA TRI 500/70R24 - T445671

Product code	Size	LI/SS	Reinforced code	TL/TT	Rim	Width (in)	Diameter (in)	Loaded static radius (in)	Rolling circumference (in)	Speed radius index	Pressure (psi)	Max. inflation pressure (psi)	Tread depth (1/32 in)	Tread code	M+S
T445671	500/70R24	171A8 (166D)	SB	TL	DW16L	19.7	51.7	22.8	156.3	625	73	73	38	R-4	Yes

LOAD CAPACITY FOR TRACTOR, LB

Pressure (psi)	Constant load													
	0 mph	2.5 mph	5 mph	10 mph	12 mph	15 mph	17.5 mph	22.5 mph	25 mph	27.5 mph	30 mph	35 mph	37.5 mph	40 mph
12	9315	5885	5080	4585	4440	4300	4235	4165	4055	3945	3815	3705	3640	3525
17	11995	7585	6535	5910	5720	5545	5445	5355	5225	5080	4905	4775	4675	4540
23	14550	9205	7935	7165	6945	6725	6615	6505	6340	6175	5950	5785	5675	5510
29	15860	10030	8655	7815	7575	7330	7210	7090	6910	6725	6495	6305	6185	6010
35	16875	10680	9205	8310	8060	7805	7670	7540	7350	7165	6900	6715	6580	6395
41	18915	11970	10320	9315	9030	8740	8600	8455	8245	8025	7740	7530	7385	7165
46	20655	13075	11265	10175	9865	9545	9390	9235	9005	8765	8455	8225	8060	7825
52	23280	14725	12700	11465	11110	10760	10580	10405	10140	9875	9525	9260	9085	8820
58	25465	16105	13890	12545	12160	11775	11575	11385	11090	10805	10415	10130	9930	9645
65	27645	17495	15080	13615	13195	12775	12565	12355	12050	11730	11310	11000	10790	10470
73	30845	19510	16820	15190	14725	14255	14020	13790	13435	13085	12620	12270	12035	11685

WATER AND SALT BALLASTING

Tire volume 100%		Water filling 75%		Water/salt filling (75% / -30°C)				Total weight increase	
Litres	Gallons	Litres	Gallons	Water		Salt		kg	lbs
				Litres	Gallons	kg	lbs		
370	98	278	73	228	60	116	256	344	758

(CaCl2, 75%, -30°C) Always use a tube when filled with water/salt.

TUBES AND VALVES

Tubeless valve TR618A

STUDDABLE

Studdable Yes	Number of studs 144 pcs
Marked stud positions on tread	Recommended stud 12-20,12-23,12-24

NOKIAN TYRES HAKKAPELIITTA TRI 540/70R24 - T445672

Product code	Size	LI/SS	Reinforced code	TL/TT	Rim	Permitted rims	Width (in)	Diameter (in)	Loaded static radius (in)	Rolling circumference (in)	Speed radius index	Pressure (psi)	Max. inflation pressure (psi)	Tread depth (1/32 in)	Tread code	M+S
T445672	540/70R24	175A8 (170D)	SB	TL	DW18L	DW16L	21.3	53.8	23.7	163.1	650	73	73	38	R-4	Yes

LOAD CAPACITY FOR TRACTOR, LB

Pressure (psi)	Constant load													
	0 mph	2.5 mph	5 mph	10 mph	12 mph	15 mph	17.5 mph	22.5 mph	25 mph	27.5 mph	30 mph	35 mph	37.5 mph	40 mph
12	10470	6625	5710	5160	5005	4840	4760	4685	4565	4440	4290	4165	4090	3970
17	13380	8465	7295	6590	6395	6185	6085	5985	5830	5675	5480	5325	5225	5070
23	16290	10305	8885	8025	7780	7530	7410	7285	7100	6910	6670	6480	6360	6175
29	18330	11595	10000	9030	8750	8475	8335	8190	7990	7780	7495	7295	7155	6945
35	19500	12335	10635	9600	9305	9005	8865	8720	8500	8265	7980	7760	7605	7385
41	21240	13435	11585	10460	10140	9820	9655	9490	9260	9015	8685	8455	8290	8045
46	23280	14725	12700	11465	11110	10760	10580	10405	10140	9875	9525	9260	9085	8820
52	26190	16570	14285	12895	12500	12105	11905	11705	11410	11110	10715	10415	10220	9920
58	28375	17945	15475	13975	13545	13120	12895	12690	12355	12035	11605	11290	11065	10750
65	31725	20060	17305	15620	15135	14660	14420	14175	13825	13460	12975	12620	12380	12015
73	34920	22090	19050	17195	16665	16140	15875	15610	15210	14815	14285	13890	13625	13230

WATER AND SALT BALLASTING

Tire volume 100%		Water filling 75%		Water/salt filling (75% / -30°C)				Total weight increase	
Litres	Gallons	Litres	Gallons	Water		Salt		kg	lbs
				Litres	Gallons	kg	lbs		
440	116	330	87	271	72	138	304	409	902

(CaCl2, 75%, -30°C) Always use a tube when filled with water/salt.

TUBES AND VALVES

Tubeless valve TR618A

STUDDABLE

Studdable Yes	Number of studs 144 pcs
Marked stud positions on tread	Recommended stud 12-20,12-23,12-24

NOKIAN TYRES HAKKAPELIITTA TRI 360/80R28 - T445752

Product code	Size	LI/SS	Reinforced code	TL/TT	Rim	Permitted rims	Width (in)	Diameter (in)	Loaded static radius (in)	Rolling circumference (in)	Speed radius index	Pressure (psi)	Max. inflation pressure (psi)	Tread depth (1/32 in)	Tread code	M+S
T445752	360/80R28	146A8 (142D)	SB	TL	DW11	DW12, DW13	13.7	51.6	23.4	157.4	625	46	46	30	R-4	Yes

LOAD CAPACITY FOR TRACTOR, LB

Pressure (psi)	Constant load													
	0 mph	2.5 mph	5 mph	10 mph	12 mph	15 mph	17.5 mph	22.5 mph	25 mph	27.5 mph	30 mph	35 mph	37.5 mph	40 mph
12	6690	4235	3650	3295	3195	3095	3040	2985	2920	2845	2735	2670	2610	2535
17	8730	5525	4760	4300	4165	4035	3970	3900	3805	3705	3570	3470	3405	3305
23	10470	6625	5710	5160	5005	4840	4760	4685	4565	4440	4290	4165	4090	3970
29	11640	7365	6350	5730	5555	5380	5290	5205	5070	4940	4760	4630	4540	4410
35	12335	7805	6735	6075	5885	5700	5610	5510	5380	5235	5050	4905	4815	4675
41	13735	8685	7495	6770	6560	6350	6240	6140	5985	5830	5620	5465	5355	5205
46	14990	9480	8180	7385	7155	6925	6810	6700	6525	6360	6130	5965	5840	5675

WATER AND SALT BALLASTING

Tire volume 100%		Water filling 75%		Water/salt filling (75% / -30°C)				Total weight increase	
Litres	Gallons	Litres	Gallons	Water		Salt		kg	lbs
				Litres	Gallons	kg	lbs		
224	59	168	44	138	36	70	155	208	459

(CaCl2, 75%, -30°C) Always use a tube when filled with water/salt.

TUBES AND VALVES

Tubeless valve TR618A

STUDDABLE

Studdable Yes	Number of studs 168 pcs
Marked stud positions on tread	Recommended stud 9-15

NOKIAN TYRES HAKKAPELIITTA TRI 400/80R28 - T445584

Product code	Size	LI/SS	Reinforced code	TL/TT	Rim	Permitted rims	Width (in)	Diameter (in)	Loaded static radius (in)	Rolling circumference (in)	Speed radius index	Pressure (psi)	Max. inflation pressure (psi)	Tread depth (1/32 in)	Tread code	M+S
T445584	400/80R28	151A8 (146D)	SB	TL	DW13	DW12, DW14L	15.7	53.2	24.3	161.5	650	46	46	31	R-4	Yes

LOAD CAPACITY FOR TRACTOR, LB

Pressure (psi)	Constant load													
	0 mph	2.5 mph	5 mph	10 mph	12 mph	15 mph	17.5 mph	22.5 mph	25 mph	27.5 mph	30 mph	35 mph	37.5 mph	40 mph
12	7915	5005	4320	3900	3780	3660	3595	3540	3450	3360	3240	3155	3085	3000
17	10185	6450	5555	5015	4860	4705	4630	4555	4440	4320	4165	4055	3980	3860
23	12335	7805	6735	6075	5885	5700	5610	5510	5380	5235	5050	4905	4815	4675
29	13735	8685	7495	6770	6560	6350	6240	6140	5985	5830	5620	5465	5355	5205
35	14550	9205	7935	7165	6945	6725	6615	6505	6340	6175	5950	5785	5675	5510
41	15860	10030	8655	7815	7575	7330	7210	7090	6910	6725	6495	6305	6185	6010
46	17900	11320	9765	8820	8545	8265	8135	8005	7795	7595	7320	7120	6980	6780

WATER AND SALT BALLASTING

Tire volume 100%		Water filling 75%		Water/salt filling (75% / -30°C)				Total weight increase	
Litres	Gallons	Litres	Gallons	Water		Salt		kg	lbs
				Litres	Gallons	kg	lbs		
295	78	221	58	182	48	93	204	275	606

(CaCl2, 75%, -30°C) Always use a tube when filled with water/salt.

TUBES AND VALVES

Tubeless valve TR618A

STUDDABLE

Studdable Yes	Number of studs 168 pcs
Marked stud positions on tread	Recommended stud 9-15

NOKIAN TYRES HAKKAPELIITTA TRI 440/80R28 - T445563

Product code	Size	LI/SS	Reinforced code	TL/TT	Rim	Permitted rims	Width (in)	Diameter (in)	Loaded static radius (in)	Rolling circumference (in)	Speed radius index	Pressure (psi)	Max. inflation pressure (psi)	Tread depth (1/32 in)	Tread code	M+S
T445563	440/80R28	156A8 (151D)	SB	TL	DW14L	DW15L, DW16L	17.3	55.7	25.2	168.7	675	46	46	33	R-4	Yes

LOAD CAPACITY FOR TRACTOR, LB

Pressure (psi)	Constant load													
	0 mph	2.5 mph	5 mph	10 mph	12 mph	15 mph	17.5 mph	22.5 mph	25 mph	27.5 mph	30 mph	35 mph	37.5 mph	40 mph
12	9315	5885	5080	4585	4440	4300	4235	4165	4055	3945	3815	3705	3640	3525
17	11640	7365	6350	5730	5555	5380	5290	5205	5070	4940	4760	4630	4540	4410
23	14550	9205	7935	7165	6945	6725	6615	6505	6340	6175	5950	5785	5675	5510
29	15860	10030	8655	7815	7575	7330	7210	7090	6910	6725	6495	6305	6185	6010
35	16875	10680	9205	8310	8060	7805	7670	7540	7350	7165	6900	6715	6580	6395
41	18330	11595	10000	9030	8750	8475	8335	8190	7990	7780	7495	7295	7155	6945
46	20655	13075	11265	10175	9865	9545	9390	9235	9005	8765	8455	8225	8060	7825

WATER AND SALT BALLASTING

Tire volume 100%		Water filling 75%		Water/salt filling (75% / -30°C)				Total weight increase	
Litres	Gallons	Litres	Gallons	Water		Salt		kg	lbs
				Litres	Gallons	kg	lbs		
365	96	274	72	225	59	115	252	340	750

(CaCl2, 75%, -30°C) Always use a tube when filled with water/salt.

TUBES AND VALVES

Tubeless valve TR618A

STUDDABLE

Studdable Yes	Number of studs 168 pcs
Marked stud positions on tread	Recommended stud 12-20,12-23

NOKIAN TYRES HAKKAPELIITTA TRI 540/65R28 - T445772

Product code	Size	LI/SS	Reinforced code	TL/TT	Rim	Permitted rims	Width (in)	Diameter (in)	Loaded static radius (in)	Rolling circumference (in)	Speed radius index	Pressure (psi)	Max. inflation pressure (psi)	Tread depth (1/32 in)	Tread code	M+S
T445772	540/65R28	160A8 (155D)	SB	TL	DW18L	DW16L	21.1	55	25	167	675	46	46	35	R-4	Yes

LOAD CAPACITY FOR TRACTOR, LB

Pressure (psi)	Constant load													
	0 mph	2.5 mph	5 mph	10 mph	12 mph	15 mph	17.5 mph	22.5 mph	25 mph	27.5 mph	30 mph	35 mph	37.5 mph	40 mph
12	10185	6450	5555	5015	4860	4705	4630	4555	4440	4320	4165	4055	3980	3860
17	13040	8245	7110	6415	6215	6030	5930	5830	5675	5535	5335	5180	5080	4940
23	15420	9755	8410	7595	7365	7130	7010	6890	6725	6550	6305	6140	6020	5840
29	17460	11045	9525	8600	8335	8070	7935	7805	7605	7410	7145	6945	6810	6615
35	18915	11970	10320	9315	9030	8740	8600	8455	8245	8025	7740	7530	7385	7165
41	20655	13075	11265	10175	9865	9545	9390	9235	9005	8765	8455	8225	8060	7825
46	22555	14265	12300	11110	10770	10430	10250	10085	9820	9570	9225	8975	8795	8545

WATER AND SALT BALLASTING

Tire volume 100%		Water filling 75%		Water/salt filling (75% / -30°C)				Total weight increase	
Litres	Gallons	Litres	Gallons	Water		Salt		kg	lbs
				Litres	Gallons	kg	lbs		
427	113	320	85	263	69	134	295	397	875

(CaCl2, 75%, -30°C) Always use a tube when filled with water/salt.

TUBES AND VALVES

Tubeless valve TR618A

STUDDABLE

Studdable Yes	Number of studs 168 pcs
Marked stud positions on tread	Recommended stud 12-20,12-23,12-24

NOKIAN TYRES HAKKAPELIITTA TRI 440/80R30 - T445758

Product code	Size	LI/SS	Reinforced code	TL/TT	Rim	Permitted rims	Width (in)	Diameter (in)	Loaded static radius (in)	Rolling circumference (in)	Speed radius index	Pressure (psi)	Max. inflation pressure (psi)	Tread depth (1/32 in)	Tread code	M+S
T445758	440/80R30	157A8 (153D)	SB	TL	DW14L	DW15L, W16L	17.1	57.3	25.9	174.3	700	46	46	33	R-4	Yes

LOAD CAPACITY FOR TRACTOR, LB

Pressure (psi)	Constant load													
	0 mph	2.5 mph	5 mph	10 mph	12 mph	15 mph	17.5 mph	22.5 mph	25 mph	27.5 mph	30 mph	35 mph	37.5 mph	40 mph
12	9600	6075	5235	4730	4585	4440	4365	4290	4190	4080	3925	3825	3750	3640
17	12335	7805	6735	6075	5885	5700	5610	5510	5380	5235	5050	4905	4815	4675
23	14990	9480	8180	7385	7155	6925	6810	6700	6525	6360	6130	5965	5840	5675
29	16290	10305	8885	8025	7780	7530	7410	7285	7100	6910	6670	6480	6360	6175
35	17460	11045	9525	8600	8335	8070	7935	7805	7605	7410	7145	6945	6810	6615
41	18915	11970	10320	9315	9030	8740	8600	8455	8245	8025	7740	7530	7385	7165
46	21240	13435	11585	10460	10140	9820	9655	9490	9260	9015	8685	8455	8290	8045

WATER AND SALT BALLASTING

Tire volume 100%		Water filling 75%		Water/salt filling (75% / -30°C)				Total weight increase	
Litres	Gallons	Litres	Gallons	Water		Salt		kg	lbs
				Litres	Gallons	kg	lbs		
361	95	271	72	222	59	113	250	335	739

(CaCl2, 75%, -30°C) Always use a tube when filled with water/salt.

TUBES AND VALVES

Tubeless valve TR618A

STUDDABLE

Studdable Yes	Number of studs 168 pcs
Marked stud positions on tread	Recommended stud 12-20,12-23

NOKIAN TYRES HAKKAPELIITTA TRI 480/80R30 - T445754

Product code	Size	LI/SS	Reinforced code	TL/TT	Rim	Permitted rims	Width (in)	Diameter (in)	Loaded static radius (in)	Rolling circumference (in)	Speed radius index	Pressure (psi)	Max. inflation pressure (psi)	Tread depth (1/32 in)	Tread code	M+S
T445754	480/80R30	162A8 (157D)	SB	TL	DW15L	DW16L, DW18L	18.3	60.5	27.2	183.9	725	46	46	34	R-4	Yes

LOAD CAPACITY FOR TRACTOR, LB

Pressure (psi)	Constant load													
	0 mph	2.5 mph	5 mph	10 mph	12 mph	15 mph	17.5 mph	22.5 mph	25 mph	27.5 mph	30 mph	35 mph	37.5 mph	40 mph
12	10770	6810	5875	5300	5135	4970	4895	4815	4695	4565	4410	4290	4200	4080
17	14145	8950	7715	6965	6745	6535	6425	6315	6160	5995	5785	5620	5525	5355
23	16875	10680	9205	8310	8060	7805	7670	7540	7350	7165	6900	6715	6580	6395
29	18915	11970	10320	9315	9030	8740	8600	8455	8245	8025	7740	7530	7385	7165
35	20085	12700	10955	9890	9580	9280	9125	8975	8750	8520	8210	7990	7835	7605
41	21825	13810	11905	10750	10415	10085	9920	9755	9515	9260	8930	8685	8520	8265
46	24010	15190	13095	11830	11465	11100	10915	10735	10460	10185	9820	9545	9370	9095

WATER AND SALT BALLASTING

Tire volume 100%		Water filling 75%		Water/salt filling (75% / -30°C)				Total weight increase	
Litres	Gallons	Litres	Gallons	Water		Salt		kg	lbs
				Litres	Gallons	kg	lbs		
455	120	341	90	280	74	143	315	423	933

(CaCl2, 75%, -30°C) Always use a tube when filled with water/salt.

TUBES AND VALVES

Tubeless valve TR618A

STUDDABLE

Studdable Yes	Number of studs 168 pcs
Marked stud positions on tread	Recommended stud 12-20,12-23,12-24

NOKIAN TYRES HAKKAPELIITTA TRI 540/65R30 - T445736

Product code	Size	LI/SS	Reinforced code	TL/TT	Rim	Permitted rims	Width (in)	Diameter (in)	Loaded static radius (in)	Rolling circumference (in)	Speed radius index	Pressure (psi)	Max. inflation pressure (psi)	Tread depth (1/32 in)	Tread code	M+S
T445736	540/65R30	171A8 (166D)	SB	TL	DW18L	DW16L	21	57.5	26.3	174.9	700	65	65	35	R-4	Yes

LOAD CAPACITY FOR TRACTOR, LB

Pressure (psi)	Constant load													
	0 mph	2.5 mph	5 mph	10 mph	12 mph	15 mph	17.5 mph	22.5 mph	25 mph	27.5 mph	30 mph	35 mph	37.5 mph	40 mph
12	10470	6625	5710	5160	5005	4840	4760	4685	4565	4440	4290	4165	4090	3970
17	13380	8465	7295	6590	6395	6185	6085	5985	5830	5675	5480	5325	5225	5070
23	15860	10030	8655	7815	7575	7330	7210	7090	6910	6725	6495	6305	6185	6010
29	17900	11320	9765	8820	8545	8265	8135	8005	7795	7595	7320	7120	6980	6780
35	19500	12335	10635	9600	9305	9005	8865	8720	8500	8265	7980	7760	7605	7385
41	21240	13435	11585	10460	10140	9820	9655	9490	9260	9015	8685	8455	8290	8045
46	23280	14725	12700	11465	11110	10760	10580	10405	10140	9875	9525	9260	9085	8820
52	25465	16105	13890	12545	12160	11775	11575	11385	11090	10805	10415	10130	9930	9645
58	28375	17945	15475	13975	13545	13120	12895	12690	12355	12035	11605	11290	11065	10750
65	30845	19510	16820	15190	14725	14255	14020	13790	13435	13085	12620	12270	12035	11685

WATER AND SALT BALLASTING

Tire volume 100%		Water filling 75%		Water/salt filling (75% / -30°C)				Total weight increase	
Litres	Gallons	Litres	Gallons	Water		Salt		kg	lbs
				Litres	Gallons	kg	lbs		
482	127	362	95	297	78	151	333	448	988

(CaCl2, 75%, -30°C) Always use a tube when filled with water/salt.

TUBES AND VALVES

Tubeless valve TR618A

STUDDABLE

Studdable Yes	Number of studs 168 pcs
Marked stud positions on tread	Recommended stud 12-20,12-23,12-24

NOKIAN TYRES HAKKAPELIITTA TRI 540/65R30 - T445609

Product code	Size	LI/SS	Reinforced code	TL/TT	Rim	Permitted rims	Width (in)	Diameter (in)	Loaded static radius (in)	Rolling circumference (in)	Speed radius index	Pressure (psi)	Max. inflation pressure (psi)	Tread depth (1/32 in)	Tread code	M+S
T445609	540/65R30	161A8 (156D)	SB	TL	DW18L	DW16L	20.9	57.6	26.2	174.4	700	46	46	35	R-4	Yes

LOAD CAPACITY FOR TRACTOR, LB

Pressure (psi)	Constant load													
	0 mph	2.5 mph	5 mph	10 mph	12 mph	15 mph	17.5 mph	22.5 mph	25 mph	27.5 mph	30 mph	35 mph	37.5 mph	40 mph
12	10470	6625	5710	5160	5005	4840	4760	4685	4565	4440	4290	4165	4090	3970
17	13380	8465	7295	6590	6395	6185	6085	5985	5830	5675	5480	5325	5225	5070
23	15860	10030	8655	7815	7575	7330	7210	7090	6910	6725	6495	6305	6185	6010
29	17900	11320	9765	8820	8545	8265	8135	8005	7795	7595	7320	7120	6980	6780
35	19500	12335	10635	9600	9305	9005	8865	8720	8500	8265	7980	7760	7605	7385
41	21240	13435	11585	10460	10140	9820	9655	9490	9260	9015	8685	8455	8290	8045
46	23280	14725	12700	11465	11110	10760	10580	10405	10140	9875	9525	9260	9085	8820

WATER AND SALT BALLASTING

Tire volume 100%		Water filling 75%		Water/salt filling (75% / -30°C)				Total weight increase	
Litres	Gallons	Litres	Gallons	Water		Salt		kg	lbs
				Litres	Gallons	kg	lbs		
482	127	362	95	297	78	151	333	448	988

(CaCl2, 75%, -30°C) Always use a tube when filled with water/salt.

TUBES AND VALVES

Tubeless valve TR618A

STUDDABLE

Studdable Yes	Number of studs 168 pcs
Marked stud positions on tread	Recommended stud 12-20,12-23,12-24

NOKIAN TYRES HAKKAPELIITTA TRI 600/70R30 - T445848

Product code	Size	LI/SS	Reinforced code	TL/TT	Rim	Permitted rims	Width (in)	Diameter (in)	Loaded static radius (in)	Rolling circumference (in)	Speed radius index	Pressure (psi)	Max. inflation pressure (psi)	Tread depth (1/32 in)	Tread code	M+S
T445848	600/70R30	171A8 (166D)	SB	TL	DW20B	DW18L	23.7	62.2	27.9	187.9	750	46	46	38	R-4	Yes

LOAD CAPACITY FOR TRACTOR, LB

Pressure (psi)	Constant load													
	0 mph	2.5 mph	5 mph	10 mph	12 mph	15 mph	17.5 mph	22.5 mph	25 mph	27.5 mph	30 mph	35 mph	37.5 mph	40 mph
12	13735	8685	7495	6770	6560	6350	6240	6140	5985	5830	5620	5465	5355	5205
17	17460	11045	9525	8600	8335	8070	7935	7805	7605	7410	7145	6945	6810	6615
23	21240	13435	11585	10460	10140	9820	9655	9490	9260	9015	8685	8455	8290	8045
29	23280	14725	12700	11465	11110	10760	10580	10405	10140	9875	9525	9260	9085	8820
35	24735	15655	13490	12180	11805	11430	11245	11055	10780	10495	10120	9845	9655	9370
41	27645	17495	15080	13615	13195	12775	12565	12355	12050	11730	11310	11000	10790	10470
46	30845	19510	16820	15190	14725	14255	14020	13790	13435	13085	12620	12270	12035	11685

WATER AND SALT BALLASTING

Tire volume 100%		Water filling 75%		Water/salt filling (75% / -30°C)				Total weight increase	
Litres	Gallons	Litres	Gallons	Water		Salt		kg	lbs
				Litres	Gallons	kg	lbs		
617	163	463	122	380	100	194	427	574	1265

(CaCl2, 75%, -30°C) Always use a tube when filled with water/salt.

TUBES AND VALVES

Tubeless valve TR618A

STUDDABLE

Studdable Yes	Number of studs 168 pcs
Marked stud positions on tread	Recommended stud 12-20,12-23,12-24

NOKIAN TYRES HAKKAPELIITTA TRI 440/80R34 - T445588

Product code	Size	LI/SS	Reinforced code	TL/TT	Rim	Permitted rims	Width (in)	Diameter (in)	Loaded static radius (in)	Rolling circumference (in)	Speed radius index	Pressure (psi)	Max. inflation pressure (psi)	Tread depth (1/32 in)	Tread code	M+S
T445588	440/80R34	159A8 (155D)	SB	TL	DW14L	DW15L, DW16L	17.4	61.8	28.3	187.5	750	46	46	33	R-4	Yes

LOAD CAPACITY FOR TRACTOR, LB

Pressure (psi)	Constant load													
	0 mph	2.5 mph	5 mph	10 mph	12 mph	15 mph	17.5 mph	22.5 mph	25 mph	27.5 mph	30 mph	35 mph	37.5 mph	40 mph
12	10185	6450	5555	5015	4860	4705	4630	4555	4440	4320	4165	4055	3980	3860
17	13040	8245	7110	6415	6215	6030	5930	5830	5675	5535	5335	5180	5080	4940
23	15860	10030	8655	7815	7575	7330	7210	7090	6910	6725	6495	6305	6185	6010
29	17460	11045	9525	8600	8335	8070	7935	7805	7605	7410	7145	6945	6810	6615
35	18330	11595	10000	9030	8750	8475	8335	8190	7990	7780	7495	7295	7155	6945
41	20085	12700	10955	9890	9580	9280	9125	8975	8750	8520	8210	7990	7835	7605
46	22555	14265	12300	11110	10770	10430	10250	10085	9820	9570	9225	8975	8795	8545

WATER AND SALT BALLASTING

Tire volume 100%		Water filling 75%		Water/salt filling (75% / -30°C)				Total weight increase	
Litres	Gallons	Litres	Gallons	Water		Salt		kg	lbs
				Litres	Gallons	kg	lbs		
420	111	315	83	258	68	132	290	390	860

(CaCl2, 75%, -30°C) Always use a tube when filled with water/salt.

TUBES AND VALVES

Tubeless valve
TR618A

STUDDABLE

Studdable Yes	Number of studs 192 pcs
Marked stud positions on tread	Recommended stud 12-20,12-23

NOKIAN TYRES HAKKAPELIITTA TRI 480/80R34 - T445583

Product code	Size	LI/SS	Reinforced code	TL/TT	Rim	Permitted rims	Width (in)	Diameter (in)	Loaded static radius (in)	Rolling circumference (in)	Speed radius index	Pressure (psi)	Max. inflation pressure (psi)	Tread depth (1/32 in)	Tread code	M+S
T445583	480/80R34	164A8 (159D)	SB	TL	DW15L	DW16L, DW18L	19	64.2	29.3	195.4	775	46	46	34	R-4	Yes

LOAD CAPACITY FOR TRACTOR, LB

Pressure (psi)	Constant load													
	0 mph	2.5 mph	5 mph	10 mph	12 mph	15 mph	17.5 mph	22.5 mph	25 mph	27.5 mph	30 mph	35 mph	37.5 mph	40 mph
12	11355	7175	6195	5590	5410	5245	5160	5070	4950	4815	4640	4520	4430	4300
17	14550	9205	7935	7165	6945	6725	6615	6505	6340	6175	5950	5785	5675	5510
23	17900	11320	9765	8820	8545	8265	8135	8005	7795	7595	7320	7120	6980	6780
29	20085	12700	10955	9890	9580	9280	9125	8975	8750	8520	8210	7990	7835	7605
35	21240	13435	11585	10460	10140	9820	9655	9490	9260	9015	8685	8455	8290	8045
41	23280	14725	12700	11465	11110	10760	10580	10405	10140	9875	9525	9260	9085	8820
46	25465	16105	13890	12545	12160	11775	11575	11385	11090	10805	10415	10130	9930	9645

WATER AND SALT BALLASTING

Tire volume 100%		Water filling 75%		Water/salt filling (75% / -30°C)				Total weight increase	
Litres	Gallons	Litres	Gallons	Water		Salt		kg	lbs
				Litres	Gallons	kg	lbs		
515	136	386	102	317	84	162	356	479	1056

(CaCl2, 75%, -30°C) Always use a tube when filled with water/salt.

TUBES AND VALVES

Tubeless valve TR618A

STUDDABLE

Studdable Yes	Number of studs 192 pcs
Marked stud positions on tread	Recommended stud 12-20,12-23,12-24

NOKIAN TYRES HAKKAPELIITTA TRI 600/70R34 - T445700

Product code	Size	LI/SS	Reinforced code	TL/TT	Rim	Permitted rims	Width (in)	Diameter (in)	Loaded static radius (in)	Rolling circumference (in)	Speed radius index	Pressure (psi)	Max. inflation pressure (psi)	Tread depth (1/32 in)	Tread code	M+S
T445700	600/70R34	172A8 (168D)	SB	TL	DW20B	DW18L	23.3	66	29.7	200.9	800	46	46	35	R-4	Yes

LOAD CAPACITY FOR TRACTOR, LB

Pressure (psi)	Constant load													
	0 mph	2.5 mph	5 mph	10 mph	12 mph	15 mph	17.5 mph	22.5 mph	25 mph	27.5 mph	30 mph	35 mph	37.5 mph	40 mph
12	14550	9205	7935	7165	6945	6725	6615	6505	6340	6175	5950	5785	5675	5510
17	18330	11595	10000	9030	8750	8475	8335	8190	7990	7780	7495	7295	7155	6945
23	22555	14265	12300	11110	10770	10430	10250	10085	9820	9570	9225	8975	8795	8545
29	24735	15655	13490	12180	11805	11430	11245	11055	10780	10495	10120	9845	9655	9370
35	26190	16570	14285	12895	12500	12105	11905	11705	11410	11110	10715	10415	10220	9920
41	29100	18410	15875	14330	13890	13450	13230	13005	12675	12345	11905	11575	11355	11025
46	32595	20615	17780	16050	15555	15060	14815	14575	14200	13825	13340	12965	12720	12345

WATER AND SALT BALLASTING

Tire volume 100%		Water filling 75%		Water/salt filling (75% / -30°C)				Total weight increase	
Litres	Gallons	Litres	Gallons	Water		Salt		kg	lbs
				Litres	Gallons	kg	lbs		
710	188	533	141	437	115	223	491	660	1455

(CaCl2, 75%, -30°C) Always use a tube when filled with water/salt.

TUBES AND VALVES

Tubeless valve TR618A

STUDDABLE

Studdable Yes	Number of studs 168 pcs
Marked stud positions on tread	Recommended stud 12-20,12-23,12-24

NOKIAN TYRES HAKKAPELIITTA TRI 480/80R38 - T445585

Product code	Size	LI/SS	Reinforced code	TL/TT	Rim	Permitted rims	Width (in)	Diameter (in)	Loaded static radius (in)	Rolling circumference (in)	Speed radius index	Pressure (psi)	Max. inflation pressure (psi)	Tread depth (1/32 in)	Tread code	M+S
T445585	480/80R38	166A8 (161D)	SB	TL	DW15L	DW16L, DW18L	18.8	68.2	31.2	208	825	46	46	34	R-4	Yes

LOAD CAPACITY FOR TRACTOR, LB

Pressure (psi)	Constant load													
	0 mph	2.5 mph	5 mph	10 mph	12 mph	15 mph	17.5 mph	22.5 mph	25 mph	27.5 mph	30 mph	35 mph	37.5 mph	40 mph
12	11995	7585	6535	5910	5720	5545	5445	5355	5225	5080	4905	4775	4675	4540
17	15420	9755	8410	7595	7365	7130	7010	6890	6725	6550	6305	6140	6020	5840
23	18915	11970	10320	9315	9030	8740	8600	8455	8245	8025	7740	7530	7385	7165
29	20655	13075	11265	10175	9865	9545	9390	9235	9005	8765	8455	8225	8060	7825
35	22555	14265	12300	11110	10770	10430	10250	10085	9820	9570	9225	8975	8795	8545
41	24010	15190	13095	11830	11465	11100	10915	10735	10460	10185	9820	9545	9370	9095
46	26920	17030	14685	13260	12855	12445	12235	12035	11730	11420	11010	10705	10505	10195

WATER AND SALT BALLASTING

Tire volume 100%		Water filling 75%		Water/salt filling (75% / -30°C)				Total weight increase	
Litres	Gallons	Litres	Gallons	Water		Salt		kg	lbs
				Litres	Gallons	kg	lbs		
560	148	420	111	345	91	176	387	521	1149

(CaCl2, 75%, -30°C) Always use a tube when filled with water/salt.

TUBES AND VALVES

Tubeless valve
TR618A

STUDDABLE

Studdable Yes	Number of studs 192 pcs
Marked stud positions on tread	Recommended stud 12-20,12-23,12-24

NOKIAN TYRES HAKKAPELIITTA TRI 540/80R38 - T445564

Product code	Size	LI/SS	Reinforced code	TL/TT	Rim	Permitted rims	Width (in)	Diameter (in)	Loaded static radius (in)	Rolling circumference (in)	Speed radius index	Pressure (psi)	Max. inflation pressure (psi)	Tread depth (1/32 in)	Tread code	M+S
T445564	540/80R38	172A8 (167D)	SB	TL	DW18L	DW16L	21.9	72.2	32.8	219.1	875	46	46	34	R-4	Yes

LOAD CAPACITY FOR TRACTOR, LB

Pressure (psi)	Constant load													
	0 mph	2.5 mph	5 mph	10 mph	12 mph	15 mph	17.5 mph	22.5 mph	25 mph	27.5 mph	30 mph	35 mph	37.5 mph	40 mph
12	14550	9205	7935	7165	6945	6725	6615	6505	6340	6175	5950	5785	5675	5510
17	18330	11595	10000	9030	8750	8475	8335	8190	7990	7780	7495	7295	7155	6945
23	22555	14265	12300	11110	10770	10430	10250	10085	9820	9570	9225	8975	8795	8545
29	24735	15655	13490	12180	11805	11430	11245	11055	10780	10495	10120	9845	9655	9370
35	26920	17030	14685	13260	12855	12445	12235	12035	11730	11420	11010	10705	10505	10195
41	29100	18410	15875	14330	13890	13450	13230	13005	12675	12345	11905	11575	11355	11025
46	32595	20615	17780	16050	15555	15060	14815	14575	14200	13825	13340	12965	12720	12345

WATER AND SALT BALLASTING

Tire volume 100%		Water filling 75%		Water/salt filling (75% / -30°C)				Total weight increase	
Litres	Gallons	Litres	Gallons	Water		Salt		kg	lbs
				Litres	Gallons	kg	lbs		
740	195	555	147	455	120	232	512	687	1515

(CaCl2, 75%, -30°C) Always use a tube when filled with water/salt.

TUBES AND VALVES

Tubeless valve TR618A

STUDDABLE

Studdable Yes	Number of studs 192 pcs
Marked stud positions on tread	Recommended stud 12-20,12-23,12-24

NOKIAN TYRES HAKKAPELIITTA TRI 650/65R38 - T445773

Product code	Size	LI/SS	Reinforced code	TL/TT	Rim	Permitted rims	Width (in)	Diameter (in)	Loaded static radius (in)	Rolling circumference (in)	Speed radius index	Pressure (psi)	Max. inflation pressure (psi)	Tread depth (1/32 in)	Tread code	M+S
T445773	650/65R38	175A8 (170D)	SB	TL	DW20B	DW21B, DW23B	24.6	71.7	32.5	218.7	875	46	46	39	R-4	Yes

LOAD CAPACITY FOR TRACTOR, LB

Pressure (psi)	Constant load														
	0 mph	2.5 mph	5 mph	10 mph	12 mph	15 mph	17.5 mph	22.5 mph	25 mph	27.5 mph	30 mph	35 mph	37.5 mph	40 mph	
12	15420	9755	8410	7595	7365	7130	7010	6890	6725	6550	6305	6140	6020	5840	
17	20085	12700	10955	9890	9580	9280	9125	8975	8750	8520	8210	7990	7835	7605	
23	24010	15190	13095	11830	11465	11100	10915	10735	10460	10185	9820	9545	9370	9095	
29	26190	16570	14285	12895	12500	12105	11905	11705	11410	11110	10715	10415	10220	9920	
35	28375	17945	15475	13975	13545	13120	12895	12690	12355	12035	11605	11290	11065	10750	
41	30845	19510	16820	15190	14725	14255	14020	13790	13435	13085	12620	12270	12035	11685	
46	34920	22090	19050	17195	16665	16140	15875	15610	15210	14815	14285	13890	13625	13230	

WATER AND SALT BALLASTING

Tire volume 100%		Water filling 75%		Water/salt filling (75% / -30°C)				Total weight increase	
Litres	Gallons	Litres	Gallons	Water		Salt		kg	lbs
				Litres	Gallons	kg	lbs		
861	227	646	171	530	140	270	596	800	1764

(CaCl2, 75%, -30°C) Always use a tube when filled with water/salt.

TUBES AND VALVES

Tubeless valve
TR618A

STUDDABLE

Studdable	Number of studs
Yes	192 pcs
Marked stud positions on tread	Recommended stud
	12-20,12-23,12-24

NOKIAN TYRES HAKKAPELIITTA TRI 650/65R42 - T445595

Product code	Size	LI/SS	Reinforced code	TL/TT	Rim	Permitted rims	Width (in)	Diameter (in)	Loaded static radius (in)	Rolling circumference (in)	Speed radius index	Pressure (psi)	Max. inflation pressure (psi)	Tread depth (1/32 in)	Tread code	M+S
T445595	650/65R42	176A8 (171D)	SB	TL	DW20B	DW18L	24.7	75.3	34.3	229.8	925	46	46	39	R-4	Yes

LOAD CAPACITY FOR TRACTOR, LB

Pressure (psi)	Constant load													
	0 mph	2.5 mph	5 mph	10 mph	12 mph	15 mph	17.5 mph	22.5 mph	25 mph	27.5 mph	30 mph	35 mph	37.5 mph	40 mph
12	16290	10305	8885	8025	7780	7530	7410	7285	7100	6910	6670	6480	6360	6175
17	21240	13435	11585	10460	10140	9820	9655	9490	9260	9015	8685	8455	8290	8045
23	24735	15655	13490	12180	11805	11430	11245	11055	10780	10495	10120	9845	9655	9370
29	27645	17495	15080	13615	13195	12775	12565	12355	12050	11730	11310	11000	10790	10470
35	29970	18960	16345	14760	14310	13855	13625	13395	13060	12720	12260	11925	11695	11355
41	32595	20615	17780	16050	15555	15060	14815	14575	14200	13825	13340	12965	12720	12345
46	35790	22640	19520	17625	17085	16545	16270	15995	15600	15190	14640	14240	13965	13560

WATER AND SALT BALLASTING

Tire volume 100%		Water filling 75%		Water/salt filling (75% / -30°C)				Total weight increase	
Litres	Gallons	Litres	Gallons	Water		Salt		kg	lbs
				Litres	Gallons	kg	lbs		
925	244	694	183	569	150	290	640	859	1894

(CaCl2, 75%, -30°C) Always use a tube when filled with water/salt.

TUBES AND VALVES

Tubeless valve TR618A

STUDDABLE

Studdable Yes	Number of studs 192 pcs
Marked stud positions on tread	Recommended stud 12-20,12-23,12-24

NOKIAN TYRES HAKKAPELIITTA TRI 710/70R42 - T445847

Product code	Size	LI/SS	Reinforced code	TL/TT	Rim	Permitted rims	Width (in)	Diameter (in)	Loaded static radius (in)	Rolling circumference (in)	Speed radius index	Pressure (psi)	Max. inflation pressure (psi)	Tread depth (1/32 in)	Tread code	M+S
T445847	710/70R42	185A8 (180D)	SB	TL	DW23B	DW25B	27.7	81.3	33.7	246.1	975	46	46	44	R-4	Yes

LOAD CAPACITY FOR TRACTOR, LB

Pressure (psi)	Constant load													
	0 mph	2.5 mph	5 mph	10 mph	12 mph	15 mph	17.5 mph	22.5 mph	25 mph	27.5 mph	30 mph	35 mph	37.5 mph	40 mph
12	20655	13075	11265	10175	9865	9545	9390	9235	9005	8765	8455	8225	8060	7825
17	26190	16570	14285	12895	12500	12105	11905	11705	11410	11110	10715	10415	10220	9920
23	32595	20615	17780	16050	15555	15060	14815	14575	14200	13825	13340	12965	12720	12345
29	35790	22640	19520	17625	17085	16545	16270	15995	15600	15190	14640	14240	13965	13560
35	37830	23930	20635	18630	18055	17485	17195	16910	16480	16050	15475	15045	14760	14330
41	41325	26135	22540	20350	19720	19090	18785	18475	18000	17525	16910	16435	16125	15655
46	46560	29455	25395	22930	22225	21515	21165	20810	20285	19755	19050	18520	18165	17635

WATER AND SALT BALLASTING

Tire volume 100%		Water filling 75%		Water/salt filling (75% / -30°C)				Total weight increase	
				Water		Salt			
Litres	Gallons	Litres	Gallons	Litres	Gallons	kg	lbs	kg	lbs
1259	333	944	249	775	205	395	871	1170	2579

(CaCl2, 75%, -30°C) Always use a tube when filled with water/salt.

TUBES AND VALVES

Tubeless valve TR618A

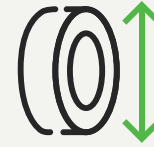
STUDDABLE

Studdable Yes	Number of studs 192 pcs
Marked stud positions on tread	Recommended stud 12-20,12-23,12-24

NOKIAN TYRES SOIL KING VF

ADVANCED TRACTION TIRE WITH HIGHLY EFFICIENT GROUND CONTACT FOR HIGH-POWER TRACTORS IN FARMING

- Flexforce VF construction combines strength with high flexibility to produce an effective XXL-sized ground contact
- Deep and extra wide pattern, provides big and powerful traction surface
- The center-zone pattern featuring extended and laterally supported lug tips balances behaviour and reduces loss of power on field and on road



AVAILABLE SIZES

- 600/70R28 - T445813
- 600/70R30 - T445769
- 600/70R34 - T445760
- 650/60R34 - T445815
- 650/65R34 - T445830
- 650/85R38 - T445808
- 710/70R42 - T445768
- 710/75R42 - T445759



NOKIAN TYRES SOIL KING VF

ALL SIZES

Product code	Size	LI/SS	Reinforced code	TL/TT	Rim	Permitted rims	Width (in)	Diameter (in)	Loaded static radius (in)	Rolling circumference (in)	Speed radius index	Pressure (psi)	Max. inflation pressure (psi)	Tread depth (1/32 in)	Tread code	Load capacity, lb					
																Speed (mph)					
																25	30	35	37.5	40	42.5
T445813	600/70R28	167D (164E)	SB	TL	DW21B	DW20B, DW18L	24.2	62.2	27	185.2	725	29	41	69	R-1W	12015	12015	12015	12015	12015	10935
T445769	600/70R30	168D (165E)	SB	TL	DW21B	DW18L, DW20B	24.2	62.9	27.4	189.6	750	29	41	69	R-1W	12345	12345	12345	12345	12345	11235
T445760	600/70R34	170D (167E)	SB	TL	DW21B	DW20B, DW18L	24.1	67.7	29.7	202.4	800	29	41	73	R-1W	13230	13230	13230	13230	13230	12035
T445815	650/60R34	168D (165E)	SB	TL	DW21B	DW20B	25.9	65.6	28.9	196	775	29	41	73	R-1W	12345	12345	12345	12345	12345	11235
T445830	650/65R34	170D (167E)	SB	TL	DW23B	DW21B, DW20B	26	67.7	29.9	203.1	825	29	41	73	R-1W	13230	13230	13230	13230	13230	12035
T445808	650/85R38	182D (179E)	SB	TL	DW23B	DW21B, DW20B	26.3	81.3	35.4	243.7	975	29	41	79	R-1W	18740	18740	18740	18740	18740	17055
T445768	710/70R42	182D (179E)	SB	TL	DW25B	DW23B, DW24B	28.7	81.7	35.7	247	975	29	41	79	R-1W	18740	18740	18740	18740	18740	17055
T445759	710/75R42	184D (181E)	SB	TL	DW25B	DW23B, DW24B	28.6	84.6	37.1	253.9	1000	29	41	83	R-1W	19840	19840	19840	19840	19840	18055

NOKIAN TYRES SOIL KING VF 600/70R28 - T445813

Product code	Size	LI/SS	Reinforced code	TL/TT	Rim	Permitted rims	Width (in)	Diameter (in)	Loaded static radius (in)	Rolling circumference (in)	Speed radius index	Pressure (psi)	Max. inflation pressure (psi)	Tread depth (1/32 in)	Tread code
T445813	600/70R28	167D (164E)	SB	TL	DW21B	DW20B, DW18L	24.2	62.2	27	185.2	725	29	41	69	R-1W

LOAD CAPACITY FOR TRACTOR, LB

Pressure (psi)	0 mph	2.5 mph	5 mph	10 mph	12 mph	15 mph	17.5 mph	22.5 mph	25 mph	30 mph	35 mph	37.5 mph	40 mph	42.5 mph
9	13825	7450	6615	6305	6250	6185	6130	6065	6010	6010	6010	6010	6010	5465
12	15975	8610	7640	7295	7220	7155	7090	7010	6945	6945	6945	6945	6945	6315
15	18510	9975	8850	8455	8365	8290	8210	8125	8045	8045	8045	8045	8045	7320
17	20920	11275	10010	9545	9460	9370	9280	9180	9095	9095	9095	9095	9095	8280
20	22820	12300	10915	10415	10320	10220	10120	10020	9920	9920	9920	9920	9920	9030
23	25355	13670	12125	11575	11465	11355	11245	11135	11025	11025	11025	11025	11025	10030
26	26875	14485	12855	12270	12145	12035	11915	11805	11685	11685	11685	11685	11685	10635
29	27635	14905	13215	12620	12500	12380	12260	12135	12015	12015	12015	12015	12015	10935

Increase the inflation pressure by 40 kPa (0,4 bar , 7 psi) for : Extensive road driving and use on slopes with inclination more than 20%. Do not exceed maximum pressure. In dual formation the load capacity is 0,88 x single tire load capacity per tire. For high torque field application use 30km/h line. 60kPa (0,6 bar , 9 psi) low torque application only.

WATER AND SALT BALLASTING

Tire volume 100%		Water filling 75%		Water/salt filling (75% / -30°C)				Total weight increase	
Litres	Gallons	Litres	Gallons	Water		Salt		kg	lbs
				Litres	Gallons	kg	lbs		
635	168	476	126	391	103	199	439	590	1301

(CaCl2, 75%, -30°C) Always use a tube when filled with water/salt.

TUBES AND VALVES

Tubeless valve
TR618A

STUDDABLE

Studdable Yes	Number of studs 120 pcs
Marked stud positions on tread	Recommended stud 12-20,12-23-12-24,16-19

NOKIAN TYRES SOIL KING VF 600/70R30 - T445769

Product code	Size	LI/SS	Reinforced code	TL/TT	Rim	Permitted rims	Width (in)	Diameter (in)	Loaded static radius (in)	Rolling circumference (in)	Speed radius index	Pressure (psi)	Max. inflation pressure (psi)	Tread depth (1/32 in)	Tread code
T445769	600/70R30	168D (165E)	SB	TL	DW21B	DW18L, DW20B	24.2	62.9	27.4	189.6	750	29	41	69	R-1W

LOAD CAPACITY FOR TRACTOR, LB

Pressure (psi)	0 mph	2.5 mph	5 mph	10 mph	12 mph	15 mph	17.5 mph	22.5 mph	25 mph	30 mph	35 mph	37.5 mph	40 mph	42.5 mph
9	14200	7650	6790	6480	6415	6360	6295	6240	6175	6175	6175	6175	6175	5620
12	16480	8885	7880	7530	7450	7385	7310	7240	7165	7165	7165	7165	7165	6525
15	19015	10250	9095	8685	8600	8520	8435	8355	8265	8265	8265	8265	8265	7530
17	21550	11620	10305	9845	9745	9655	9555	9470	9370	9370	9370	9370	9370	8530
20	24085	12985	11520	11000	10890	10790	10680	10580	10470	10470	10470	10470	10470	9535
23	26115	14075	12490	11925	11805	11695	11585	11465	11355	11355	11355	11355	11355	10330
26	27635	14905	13215	12620	12500	12380	12260	12135	12015	12015	12015	12015	12015	10935
29	28395	15310	13580	12965	12840	12720	12590	12465	12345	12345	12345	12345	12345	11235

Increase the inflation pressure by 40 kPa (0,4 bar , 7 psi) for : Extensive road driving and use on slopes with inclination more than 20%. Do not exceed maximum pressure. In dual formation the load capacity is 0,88 x single tire load capacity per tire. For high torque field application use 30km/h line. 60kPa (0,6 bar , 9 psi) low torque application only.

WATER AND SALT BALLASTING

Tire volume 100%		Water filling 75%		Water/salt filling (75% / -30°C)				Total weight increase	
Litres	Gallons	Litres	Gallons	Water		Salt		kg	lbs
				Litres	Gallons	kg	lbs		
620	164	465	123	382	101	195	429	577	1272

(CaCl2, 75%, -30°C) Always use a tube when filled with water/salt.

TUBES AND VALVES

Tubeless valve
TR618A

STUDDABLE

Studdable	Number of studs
Yes	120 pcs
Marked stud positions on tread	Recommended stud
	12-20,12-23-12-24,16-19

NOKIAN TYRES SOIL KING VF 600/70R34 - T445760

Product code	Size	LI/SS	Reinforced code	TL/TT	Rim	Permitted rims	Width (in)	Diameter (in)	Loaded static radius (in)	Rolling circumference (in)	Speed radius index	Pressure (psi)	Max. inflation pressure (psi)	Tread depth (1/32 in)	Tread code
T445760	600/70R34	170D (167E)	SB	TL	DW21B	DW20B, DW18L	24.1	67.7	29.7	202.4	800	29	41	73	R-1W

LOAD CAPACITY FOR TRACTOR, LB

Pressure (psi)	0 mph	2.5 mph	5 mph	10 mph	12 mph	15 mph	17.5 mph	22.5 mph	25 mph	30 mph	35 mph	37.5 mph	40 mph	42.5 mph
9	15210	8200	7275	6945	6880	6810	6745	6680	6615	6615	6615	6615	6615	6020
12	17495	9435	8365	7990	7915	7835	7760	7685	7605	7605	7605	7605	7605	6925
15	20285	10935	9700	9260	9170	9085	8995	8905	8820	8820	8820	8820	8820	8025
17	22820	12300	10915	10415	10320	10220	10120	10020	9920	9920	9920	9920	9920	9030
20	25355	13670	12125	11575	11465	11355	11245	11135	11025	11025	11025	11025	11025	10030
23	27635	14905	13215	12620	12500	12380	12260	12135	12015	12015	12015	12015	12015	10935
26	29410	15850	14065	13425	13295	13175	13040	12920	12785	12785	12785	12785	12785	11640
29	30425	16400	14550	13890	13755	13625	13490	13360	13230	13230	13230	13230	13230	12035

Increase the inflation pressure by 40 kPa (0,4 bar , 7 psi) for : Extensive road driving and use on slopes with inclination more than 20%. Do not exceed maximum pressure. In dual formation the load capacity is 0,88 x single tire load capacity per tire. For high torque field application use 30km/h line. 60kPa (0,6 bar , 9 psi) low torque application only.

WATER AND SALT BALLASTING

Tire volume 100%		Water filling 75%		Water/salt filling (75% / -30°C)				Total weight increase	
Litres	Gallons	Litres	Gallons	Water		Salt		kg	lbs
				Litres	Gallons	kg	lbs		
700	185	525	139	431	114	220	484	651	1435

(CaCl2, 75%, -30°C) Always use a tube when filled with water/salt.

TUBES AND VALVES

Tubeless valve
TR618A

STUDDABLE

Studdable	Number of studs
Yes	120 pcs
Marked stud positions on tread	Recommended stud
	12-20,12-23-12-24,16-19

NOKIAN TYRES SOIL KING VF 650/60R34 - T445815

Product code	Size	LI/SS	Reinforced code	TL/TT	Rim	Permitted rims	Width (in)	Diameter (in)	Loaded static radius (in)	Rolling circumference (in)	Speed radius index	Pressure (psi)	Max. inflation pressure (psi)	Tread depth (1/32 in)	Tread code
T445815	650/60R34	168D (165E)	SB	TL	DW21B	DW20B	25.9	65.6	28.9	196	775	29	41	73	R-1W

LOAD CAPACITY FOR TRACTOR, LB

Pressure (psi)	0 mph	2.5 mph	5 mph	10 mph	12 mph	15 mph	17.5 mph	22.5 mph	25 mph	30 mph	35 mph	37.5 mph	40 mph	42.5 mph
9	14200	7650	6790	6480	6415	6360	6295	6240	6175	6175	6175	6175	6175	5620
12	16480	8885	7880	7530	7450	7385	7310	7240	7165	7165	7165	7165	7165	6525
15	18510	9975	8850	8455	8365	8290	8210	8125	8045	8045	8045	8045	8045	7320
17	20920	11275	10010	9545	9460	9370	9280	9180	9095	9095	9095	9095	9095	8280
20	23455	12645	11220	10705	10605	10505	10405	10295	10195	10195	10195	10195	10195	9280
23	26115	14075	12490	11925	11805	11695	11585	11465	11355	11355	11355	11355	11355	10330
26	26875	14485	12855	12270	12145	12035	11915	11805	11685	11685	11685	11685	11685	10635
29	28395	15310	13580	12965	12840	12720	12590	12465	12345	12345	12345	12345	12345	11235

Increase the inflation pressure by 40 kPa (0,4 bar , 7 psi) for : Extensive road driving and use on slopes with inclination more than 20%. Do not exceed maximum pressure. In dual formation the load capacity is 0,88 x single tire load capacity per tire. For high torque field application use 30km/h line. 60kPa (0,6 bar , 9 psi) low torque application only.

WATER AND SALT BALLASTING

Tire volume 100%		Water filling 75%		Water/salt filling (75% / -30°C)				Total weight increase	
Litres	Gallons	Litres	Gallons	Water		Salt		kg	lbs
				Litres	Gallons	kg	lbs		
700	185	525	139	431	114	220	484	651	1435

(CaCl2, 75%, -30°C) Always use a tube when filled with water/salt.

TUBES AND VALVES

Tubeless valve
TR618A

STUDDABLE

Studdable Yes	Number of studs 120 pcs
Marked stud positions on tread	Recommended stud 12-20,12-23-12-24,16-19

NOKIAN TYRES SOIL KING VF 650/65R34 - T445830

Product code	Size	LI/SS	Reinforced code	TL/TT	Rim	Permitted rims	Width (in)	Diameter (in)	Loaded static radius (in)	Rolling circumference (in)	Speed radius index	Pressure (psi)	Max. inflation pressure (psi)	Tread depth (1/32 in)	Tread code
T445830	650/65R34	170D (167E)	SB	TL	DW23B	DW21B, DW20B	26	67.7	29.9	203.1	825	29	41	73	R-1W

LOAD CAPACITY FOR TRACTOR, LB

Pressure (psi)	0 mph	2.5 mph	5 mph	10 mph	12 mph	15 mph	17.5 mph	22.5 mph	25 mph	30 mph	35 mph	37.5 mph	40 mph	42.5 mph
9	15600	8410	7465	7120	7055	6980	6910	6845	6780	6780	6780	6780	6780	6175
12	18000	9700	8610	8225	8135	8060	7980	7905	7825	7825	7825	7825	7825	7120
15	20920	11275	10010	9545	9460	9370	9280	9180	9095	9095	9095	9095	9095	8280
17	23455	12645	11220	10705	10605	10505	10405	10295	10195	10195	10195	10195	10195	9280
20	25355	13670	12125	11575	11465	11355	11245	11135	11025	11025	11025	11025	11025	10030
23	27635	14905	13215	12620	12500	12380	12260	12135	12015	12015	12015	12015	12015	10935
26	29410	15850	14065	13425	13295	13175	13040	12920	12785	12785	12785	12785	12785	11640
29	30425	16400	14550	13890	13755	13625	13490	13360	13230	13230	13230	13230	13230	12035

Increase the inflation pressure by 40 kPa (0,4 bar , 7 psi) for : Extensive road driving and use on slopes with inclination more than 20%. Do not exceed maximum pressure. In dual formation the load capacity is 0,88 x single tire load capacity per tire. For high torque field application use 30km/h line. 60kPa (0,6 bar , 9 psi) low torque application only.

WATER AND SALT BALLASTING

Tire volume 100%		Water filling 75%		Water/salt filling (75% / -30°C)				Total weight increase	
Litres	Gallons	Litres	Gallons	Water		Salt		kg	lbs
				Litres	Gallons	kg	lbs		
764	202	573	151	470	124	240	528	710	1565

(CaCl2, 75%, -30°C) Always use a tube when filled with water/salt.

TUBES AND VALVES

Tubeless valve
TR618A

STUDDABLE

Studdable Yes	Number of studs 120 pcs
Marked stud positions on tread	Recommended stud 12-20,12-23-12-24,16-19

NOKIAN TYRES SOIL KING VF 650/85R38 - T445808

Product code	Size	LI/SS	Reinforced code	TL/TT	Rim	Permitted rims	Width (in)	Diameter (in)	Loaded static radius (in)	Rolling circumference (in)	Speed radius index	Pressure (psi)	Max. inflation pressure (psi)	Tread depth (1/32 in)	Tread code
T445808	650/85R38	182D (179E)	SB	TL	DW23B	DW21B, DW20B	26.3	81.3	35.4	243.7	975	29	41	79	R-1W

LOAD CAPACITY FOR TRACTOR, LB

Pressure (psi)	0 mph	2.5 mph	5 mph	10 mph	12 mph	15 mph	17.5 mph	22.5 mph	25 mph	30 mph	35 mph	37.5 mph	40 mph	42.5 mph
9	21550	11620	10305	9845	9745	9655	9555	9470	9370	9370	9370	9370	9370	8530
12	24725	13325	11830	11290	11175	11065	10970	10860	10750	10750	10750	10750	10750	9780
15	28395	15310	13580	12965	12840	12720	12590	12465	12345	12345	12345	12345	12345	11235
17	31945	17220	15280	14585	14440	14310	14165	14030	13890	13890	13890	13890	13890	12645
20	36000	19410	17220	16435	16280	16125	15960	15805	15655	15655	15655	15655	15655	14240
23	39295	21185	18795	17945	17770	17605	17430	17260	17085	17085	17085	17085	17085	15555
26	40565	21870	19400	18520	18340	18165	17990	17815	17635	17635	17635	17635	17635	16050
29	43100	23235	20615	19675	19490	19300	19115	18925	18740	18740	18740	18740	18740	17055

Increase the inflation pressure by 40 kPa (0,4 bar , 7 psi) for : Extensive road driving and use on slopes with inclination more than 20%. Do not exceed maximum pressure. In dual formation the load capacity is 0,88 x single tire load capacity per tire. For high torque field application use 30km/h line. 60kPa (0,6 bar , 9 psi) low torque application only.

WATER AND SALT BALLASTING

Tire volume 100%		Water filling 75%		Water/salt filling (75% / -30°C)				Total weight increase	
Litres	Gallons	Litres	Gallons	Water		Salt		kg	lbs
				Litres	Gallons	kg	lbs		
1165	308	874	231	717	189	365	806	1082	2385

(CaCl2, 75%, -30°C) Always use a tube when filled with water/salt.

TUBES AND VALVES

Tubeless valve
TR618A

STUDDABLE

Studdable Yes	Number of studs 126 pcs
Marked stud positions on tread	Recommended stud 12-20,12-23-12-24,16-19

NOKIAN TYRES SOIL KING VF 710/70R42 - T445768

Product code	Size	LI/SS	Reinforced code	TL/TT	Rim	Permitted rims	Width (in)	Diameter (in)	Loaded static radius (in)	Rolling circumference (in)	Speed radius index	Pressure (psi)	Max. inflation pressure (psi)	Tread depth (1/32 in)	Tread code
T445768	710/70R42	182D (179E)	SB	TL	DW25B	DW23B, DW24B	28.7	81.7	35.7	247	975	29	41	79	R-1W

LOAD CAPACITY FOR TRACTOR, LB

Pressure (psi)	0 mph	2.5 mph	5 mph	10 mph	12 mph	15 mph	17.5 mph	22.5 mph	25 mph	30 mph	35 mph	37.5 mph	40 mph	42.5 mph
9	21550	11620	10305	9845	9745	9655	9555	9470	9370	9370	9370	9370	9370	8530
12	25355	13670	12125	11575	11465	11355	11245	11135	11025	11025	11025	11025	11025	10030
15	28395	15310	13580	12965	12840	12720	12590	12465	12345	12345	12345	12345	12345	11235
17	31945	17220	15280	14585	14440	14310	14165	14030	13890	13890	13890	13890	13890	12645
20	36000	19410	17220	16435	16280	16125	15960	15805	15655	15655	15655	15655	15655	14240
23	39295	21185	18795	17945	17770	17605	17430	17260	17085	17085	17085	17085	17085	15555
26	41835	22555	20005	19105	18915	18740	18550	18375	18190	18190	18190	18190	18190	16555
29	43100	23235	20615	19675	19490	19300	19115	18925	18740	18740	18740	18740	18740	17055

Increase the inflation pressure by 40 kPa (0,4 bar , 7 psi) for : Extensive road driving and use on slopes with inclination more than 20%. Do not exceed maximum pressure. In dual formation the load capacity is 0,88 x single tire load capacity per tire. For high torque field application use 30km/h line. 60kPa (0,6 bar , 9 psi) low torque application only.

WATER AND SALT BALLASTING

Tire volume 100%		Water filling 75%		Water/salt filling (75% / -30°C)				Total weight increase	
Litres	Gallons	Litres	Gallons	Water		Salt		kg	lbs
				Litres	Gallons	kg	lbs		
1238	327	929	245	762	201	388	856	1150	2535

(CaCl2, 75%, -30°C) Always use a tube when filled with water/salt.

TUBES AND VALVES

Tubeless valve
TR618A

STUDDABLE

Studdable Yes	Number of studs 126 pcs
Marked stud positions on tread	Recommended stud 12-20,12-23-12-24,16-19

NOKIAN TYRES SOIL KING VF 710/75R42 - T445759

Product code	Size	LI/SS	Reinforced code	TL/TT	Rim	Permitted rims	Width (in)	Diameter (in)	Loaded static radius (in)	Rolling circumference (in)	Speed radius index	Pressure (psi)	Max. inflation pressure (psi)	Tread depth (1/32 in)	Tread code
T445759	710/75R42	184D (181E)	SB	TL	DW25B	DW23B, DW24B	28.6	84.6	37.1	253.9	1000	29	41	83	R-1W

LOAD CAPACITY FOR TRACTOR, LB

Pressure (psi)	0 mph	2.5 mph	5 mph	10 mph	12 mph	15 mph	17.5 mph	22.5 mph	25 mph	30 mph	35 mph	37.5 mph	40 mph	42.5 mph
9	22820	12300	10915	10415	10320	10220	10120	10020	9920	9920	9920	9920	9920	9030
12	26875	14485	12855	12270	12145	12035	11915	11805	11685	11685	11685	11685	11685	10635
15	30425	16400	14550	13890	13755	13625	13490	13360	13230	13230	13230	13230	13230	12035
17	33975	18320	16250	15510	15365	15210	15070	14915	14770	14770	14770	14770	14770	13435
20	38030	20505	18190	17360	17195	17030	16865	16700	16535	16535	16535	16535	16535	15045
23	41835	22555	20005	19105	18915	18740	18550	18375	18190	18190	18190	18190	18190	16555
26	44370	23920	21220	20260	20060	19875	19675	19490	19290	19290	19290	19290	19290	17560
29	45635	24605	21825	20835	20635	20435	20240	20040	19840	19840	19840	19840	19840	18055

Increase the inflation pressure by 40 kPa (0,4 bar , 7 psi) for : Extensive road driving and use on slopes with inclination more than 20%. Do not exceed maximum pressure. In dual formation the load capacity is 0,88 x single tire load capacity per tire. For high torque field application use 30km/h line. 60kPa (0,6 bar , 9 psi) low torque application only.

WATER AND SALT BALLASTING

Tire volume 100%		Water filling 75%		Water/salt filling (75% / -30°C)				Total weight increase	
Litres	Gallons	Litres	Gallons	Water		Salt		kg	lbs
				Litres	Gallons	kg	lbs		
1340	354	1005	265	825	218	420	927	1245	2745

(CaCl2, 75%, -30°C) Always use a tube when filled with water/salt.

TUBES AND VALVES

Tubeless valve
TR618A

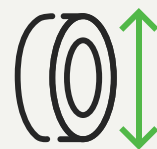
STUDDABLE

Studdable Yes	Number of studs 126 pcs
Marked stud positions on tread	Recommended stud 12-20,12-23-12-24,16-19

NOKIAN TYRES TRI 2

**A M+S BLOCK PATTERNED TIRE FOR
WORK ON HARD GROUNDS AND ROADS
IN ALL SEASONS**

- Use economy with durable long service life block pattern and energy efficiency.
- Reliable grip and comfortable handling also in varying weather conditions.
- Use of heavy implements enabled by high load capacity and strength of steel belted construction.



AVAILABLE SIZES

- 250/75R16 - T845539
- 250/80R16 - T845495
- 340/80R18 - T445391
- 360/70R20 - T445569
- 360/80R20 - T445389
- 300/80R24 - T445419
- 340/80R24 - T445376
- 360/80R24 - T445378
- 400/80R24 - T445372
- 420/65R24 - T445392
- 440/80R24 - T445385
- 460/65R24 - T445393
- 500/70R24 - T445467
- 540/65R24 - T445420
- 320/85R28 - T445579
- 360/80R28 - T445550
- 400/80R28 - T445383
- 440/80R28 - T445337
- 480/65R28 - T445444
- 540/65R28 - T445442
- 440/80R30 - T445384
- 480/80R30 - T445386
- 540/65R30 - T445371
- 600/70R30 - T445657
- 440/80R34 - T445369
- 480/80R34 - T445370
- 600/65R34 - T445656
- 480/80R38 - T445377
- 540/80R38 - T445338
- 600/65R38 - T445445
- 650/65R38 - T445443
- 620/80R42 - T445518
- 650/65R42 - T445390
- 710/70R42 - T445655

NOKIAN TYRES TRI 2

ALL SIZES

Product code	Size	LI/SS	Reinforced code	TL/TT	Rim	Permitted rims	Width (in)	Diameter (in)	Loaded static radius (in)	Rolling circumference (in)	Speed radius index	Pressure (psi)	Max. inflation pressure (psi)	Tread depth (1/32 in)	Tread code	M+S	Load capacity for Constant load, lb					
																	Speed (mph)					
																	25	27.5	30	35	37.5	40
T845539	250/75R16	120G	SB	TL	8	W7, 7, 7J, W8, 8J, W9, 9, 9J	10.2	30.8	14.3	94.1	370	65	65	20	R-4	Yes	3680	3585	3450	3360	3295	3195
T845495	250/80R16	119G	SB	TL	8	W7, 7, 7J, W8, 8J, W9, 9, 9J	10.8	32.2	14.8	98.2	390	65	65	21	R-4	Yes	3935	3825	3695	3595	3515	3415
T445391	340/80R18	143A8 (138D)	SB	TL	11	W10, W11, 12, W12	13.4	39.4	17.8	118.5	475	58	58	31	R-4	Yes	5985	5830	5620	5465	5355	5205
T445569	360/70R20	136A8 (131D)	SB	TL	W11	W10, W12	13.4	40.6	18.5	122.2	500	46	46	33	R-4	Yes	4950	4815	4640	4520	4430	4300
T445389	360/80R20	147A8 (143D)	SB	TL	11	W10, W11, 12, W12	14	43.1	19.5	129.4	500	58	58	33	R-4	Yes	6910	6725	6495	6305	6185	6010
T445419	300/80R24	133A8 (128D)	SB	TL	DW10	W9, W10, W11, DW 11	11.6	42.9	19.8	129.8	525	46	46	30	R-4	Yes	4565	4440	4290	4165	4090	3970
T445376	340/80R24	140A8 (135D)	SB	TL	DW11	W10, W11, W12, DW10, DW12	13	45.4	20.5	137.3	550	46	46	31	R-4	Yes	5525	5380	5190	5050	4950	4805
T445378	360/80R24	143A8 (138D)	SB	TL	DW11	W10, W11, W12, W13, DW10, DW12, DW13	13.7	46.6	21.2	140.7	575	46	46	33	R-4	Yes	6160	5995	5785	5620	5525	5355
T445372	400/80R24	149A8 (144D)	SB	TL	DW13	W12, W13, W14L, DW12, DW14L	15.6	49.1	22	148.1	600	46	46	34	R-4	Yes	7100	6910	6670	6480	6360	6175
T445392	420/65R24	151A8 (146D)	SB	TL	DW13	W12, W13, W14L, DW12, DW14L, DW15L	15.8	45.5	20.7	137.5	550	58	58	33	R-4	Yes	7605	7410	7145	6945	6810	6615
T445385	440/80R24	154A8 (149D)	SB	TL	DW14L	W15L, DW15L	17	51.6	23	155.8	625	46	46	35	R-4	Yes	8245	8025	7740	7530	7385	7165
T445393	460/65R24	156A8 (151D)	SB	TL	DW14L	W15L, W16L, DW15L, DW16L	17.3	47.4	21.3	143.5	575	58	58	35	R-4	Yes	8750	8520	8210	7990	7835	7605
T445467	500/70R24	164A8 (159D)	SB	TL	DW16L	DW15L, DW18L	20.3	51.5	23	155.8	625	58	58	35	R-4	Yes	11090	10805	10415	10130	9930	9645
T445420	540/65R24	158A8 (154D)	SB	TL	DW18L	DW16L	21.5	51.6	22.9	156.1	625	46	46	35	R-4	Yes	9260	9015	8685	8455	8290	8045
T445579	320/85R28	141A8 (136D)	SB	TL	DW10	W9, DW11, W10	12.3	49.2	22.6	149.1	600	46	46	30	R-4	Yes	5830	5675	5480	5325	5225	5070
T445550	360/80R28	146A8 (142D)	SB	TL	DW11	W11, W12, W13, DW12, DW13	13.9	51.3	23.4	155.4	625	46	46	33	R-4	Yes	6525	6360	6130	5965	5840	5675
T445383	400/80R28	151A8 (146D)	SB	TL	DW13	W12, W13, W14L, DW12, DW14L	15.6	53.2	24.4	160.6	650	46	46	34	R-4	Yes	7795	7595	7320	7120	6980	6780
T445337	440/80R28	156A8 (151D)	SB	TL	DW14L	W15L, W16L, DW15L, DW16L	17.3	55.6	25.4	168	675	46	46	35	R-4	Yes	9005	8765	8455	8225	8060	7825
T445444	480/65R28	154A8 (149D)	SB	TL	DW15L	DW14L, DW16L	18.3	52.6	23.8	158.5	650	46	46	35	R-4	Yes	8245	8025	7740	7530	7385	7165
T445442	540/65R28	160A8 (155D)	SB	TL	DW18L	DW16L	21.3	55.4	25.2	167.2	675	46	46	35	R-4	Yes	9820	9570	9225	8975	8795	8545
T445384	440/80R30	157A8 (153D)	SB	TL	DW14L	DW15L, W16L	16.9	57.6	26	175.1	700	46	46	35	R-4	Yes	9260	9015	8685	8455	8290	8045
T445386	480/80R30	162A8 (157D)	SB	TL	DW15L	DW16L, DW18L	18.6	60.1	26.9	182.5	725	46	46	37	R-4	Yes	10460	10185	9820	9545	9370	9095
T445371	540/65R30	161A8 (156D)	SB	TL	DW18L	DW16L	20.9	57.5	25.4	173.3	700	46	46	38	R-4	Yes	10140	9875	9525	9260	9085	8820
T445657	600/70R30	171A8 (166D)	SB	TL	DW20B	DW18L	23.8	61.6	27.6	187.2	750	46	46	40	R-4	Yes	13435	13085	12620	12270	12035	1168
T445369	440/80R34	159A8 (155D)	SB	TL	DW14L	DW15L, DW16L	16.9	61.7	28.2	187	750	46	46	35	R-4	Yes	9820	9570	9225	8975	8795	8545
T445370	480/80R34	164A8 (159D)	SB	TL	DW15L	DW16L, DW18L	18.6	64.2	28.9	194.9	775	46	46	37	R-4	Yes	11090	10805	10415	10130	9930	9645
T445656	600/65R34	169A8 (164D)	SB	TL	DW20B	DW18L	23.4	63.7	29	194.3	775	46	46	40	R-4	Yes	12675	12345	11905	11575	11355	1102
T445377	480/80R38	166A8 (161D)	SB	TL	DW15L	DW16L, DW18L	18.3	68.2	31.2	206.9	825	46	46	37	R-4	Yes	11730	11420	11010	10705	10505	1019
T445338	540/80R38	172A8 (167D)	SB	TL	DW18L	DW16L	21.8	71.9	32.8	217.4	875	46	46	38	R-4	Yes	14200	13825	13340	12965	12720	1234

Product code	Size	LI/SS	Reinforced code	TL/TT	Rim	Permitted rims	Width (in)	Diameter (in)	Loaded static radius (in)	Rolling circumference (in)	Speed radius index	Pressure (psi)	Max. inflation pressure (psi)	Tread depth (1/32 in)	Tread code	M+S	Load capacity for Constant load, lb					
																	Speed (mph)					
																	25	27.5	30	35	37.5	40
T445445	600/65R38	170A8 (166D)	SB	TL	DW18L	DW20B	23	68.5	31.1	208.3	825	46	46	38	R-4	Yes	13435	13085	12620	12270	12035	1168
T445443	650/65R38	175A8 (170D)	SB	TL	DW20B	DW18L, DW23B	25	71.3	32.2	216.9	875	46	46	42	R-4	Yes	15210	14815	14285	13890	13625	1323
T445518	620/80R42	181A8 (177D)	SB	TL	DW20B	DW23B	24.6	81.1	36.4	247.6	975	46	46	44	R-4	Yes	18510	18025	17385	16900	16580	1609
T445390	650/65R42	176A8 (171D)	SB	TL	DW20A	DW18L, DW23A	24.3	75.3	33.4	228	925	46	46	42	R-4	Yes	15600	15190	14640	14240	13965	1356
T445655	710/70R42	185A8 (180D)	SB	TL	DW23B		28.2	80.5	36.3	246.3	975	46	46	47	R-4	Yes	20285	19755	19050	18520	18165	1763

NOKIAN TYRES TRI 2 250/75R16 - T845539

Product code	Size	LI/SS	Reinforced code	TL/TT	Rim	Permitted rims	Width (in)	Diameter (in)	Loaded static radius (in)	Rolling circumference (in)	Speed radius index	Pressure (psi)	Max. inflation pressure (psi)	Tread depth (1/32 in)	Tread code	M+S
T845539	250/75R16	120G	SB	TL	8	W7, 7, 7J, W8, 8J, W9, 9, 9J	10.2	30.8	14.3	94.1	370	65	65	20	R-4	Yes

LOAD CAPACITY FOR TRACTOR, LB

Pressure (psi)	Constant load													
	0 mph	2.5 mph	5 mph	10 mph	12 mph	15 mph	17.5 mph	22.5 mph	25 mph	27.5 mph	30 mph	35 mph	37.5 mph	40 mph
12	2835	1795	1545	1400	1355	1310	1290	1270	1235	1200	1155	1125	1100	1070
17	3585	2260	1950	1765	1710	1655	1630	1600	1555	1520	1465	1420	1400	1355
23	4365	2765	2380	2150	2085	2015	1985	1950	1905	1850	1785	1740	1710	1655
29	4805	3040	2625	2370	2295	2215	2185	2150	2095	2040	1960	1905	1875	1820
35	5095	3220	2780	2515	2435	2360	2315	2280	2215	2160	2085	2030	1985	1930
41	5675	3595	3095	2800	2710	2625	2580	2535	2470	2405	2325	2260	2215	2150
46	6350	4010	3460	3120	3030	2930	2890	2835	2765	2690	2590	2525	2480	2405
52	6865	4345	3750	3385	3275	3175	3120	3065	2985	2910	2810	2735	2680	2600
58	7685	4860	4190	3780	3670	3550	3495	3440	3350	3265	3140	3055	3000	2910
65	8445	5335	4610	4155	4025	3900	3835	3770	3680	3585	3450	3360	3295	3195

WATER AND SALT BALLASTING

Tire volume 100%		Water filling 75%		Water/salt filling (75% / -30°C)				Total weight increase	
Litres	Gallons	Litres	Gallons	Water		Salt		kg	lbs
				Litres	Gallons	kg	lbs		
62	16	47	12	38	10	19	43	57	126

(CaCl2, 75%, -30°C) Always use a tube when filled with water/salt.

TUBES AND VALVES

Tubeless valve TR413

STUDDABLE

Studdable Yes	Number of studs 144 pcs
Marked stud positions on tread	Recommended stud 8-10, 8-11, 8-12, 8-13

NOKIAN TYRES TRI 2 250/80R16 - T845495

Product code	Size	LI/SS	Reinforced code	TL/TT	Rim	Permitted rims	Width (in)	Diameter (in)	Loaded static radius (in)	Rolling circumference (in)	Speed radius index	Pressure (psi)	Max. inflation pressure (psi)	Tread depth (1/32 in)	Tread code	M+S
T845495	250/80R16	119G	SB	TL	8	W7, 7, 7J, W8, 8J, W9, 9, 9J	10.8	32.2	14.8	98.2	390	65	65	21	R-4	Yes

LOAD CAPACITY FOR TRACTOR, LB

Pressure (psi)	Constant load													
	0 mph	2.5 mph	5 mph	10 mph	12 mph	15 mph	17.5 mph	22.5 mph	25 mph	27.5 mph	30 mph	35 mph	37.5 mph	40 mph
12	3000	1895	1630	1475	1435	1390	1365	1345	1300	1270	1225	1190	1170	1135
17	3780	2390	2060	1865	1810	1755	1720	1685	1655	1610	1545	1510	1475	1435
23	4650	2945	2535	2295	2225	2150	2115	2085	2030	1975	1905	1850	1820	1765
29	5095	3220	2780	2515	2435	2360	2315	2280	2215	2160	2085	2030	1985	1930
35	5535	3495	3020	2725	2635	2555	2515	2470	2415	2350	2260	2205	2160	2095
41	5995	3790	3275	2955	2865	2765	2725	2680	2610	2545	2445	2380	2335	2270
46	6690	4235	3650	3295	3195	3095	3040	2985	2920	2845	2735	2670	2610	2535
52	7275	4610	3970	3585	3470	3360	3305	3250	3175	3085	2975	2900	2845	2755
58	8145	5160	4440	4010	3890	3770	3705	3640	3550	3460	3330	3240	3175	3085
65	9015	5710	4915	4440	4310	4165	4100	4035	3935	3825	3695	3595	3515	3415

WATER AND SALT BALLASTING

Tire volume 100%		Water filling 75%		Water/salt filling (75% / -30°C)				Total weight increase	
Litres	Gallons	Litres	Gallons	Water		Salt		kg	lbs
				Litres	Gallons	kg	lbs		
74	20	56	15	46	12	23	51	69	152

(CaCl2, 75%, -30°C) Always use a tube when filled with water/salt.

TUBES AND VALVES

Tubeless valve TR413

STUDDABLE

Studdable Yes	Number of studs 144 pcs
Marked stud positions on tread	Recommended stud 8-10, 8-11, 8-12, 8-13

NOKIAN TYRES TRI 2 340/80R18 - T445391

Product code	Size	LI/SS	Reinforced code	TL/TT	Rim	Permitted rims	Width (in)	Diameter (in)	Loaded static radius (in)	Rolling circumference (in)	Speed radius index	Pressure (psi)	Max. inflation pressure (psi)	Tread depth (1/32 in)	Tread code	M+S
T445391	340/80R18	143A8 (138D)	SB	TL	11	W10, W11, 12, W12	13.4	39.4	17.8	118.5	475	58	58	31	R-4	Yes

LOAD CAPACITY FOR TRACTOR, LB

Pressure (psi)	Constant load													
	0 mph	2.5 mph	5 mph	10 mph	12 mph	15 mph	17.5 mph	22.5 mph	25 mph	27.5 mph	30 mph	35 mph	37.5 mph	40 mph
12	5095	3220	2780	2515	2435	2360	2315	2280	2215	2160	2085	2030	1985	1930
17	6515	4125	3560	3210	3110	3010	2965	2910	2845	2765	2670	2590	2545	2470
23	7915	5005	4320	3900	3780	3660	3595	3540	3450	3360	3240	3155	3085	3000
29	8730	5525	4760	4300	4165	4035	3970	3900	3805	3705	3570	3470	3405	3305
35	9315	5885	5080	4585	4440	4300	4235	4165	4055	3945	3815	3705	3640	3525
41	10185	6450	5555	5015	4860	4705	4630	4555	4440	4320	4165	4055	3980	3860
46	11355	7175	6195	5590	5410	5245	5160	5070	4950	4815	4640	4520	4430	4300
52	12335	7805	6735	6075	5885	5700	5610	5510	5380	5235	5050	4905	4815	4675
58	13735	8685	7495	6770	6560	6350	6240	6140	5985	5830	5620	5465	5355	5205

WATER AND SALT BALLASTING

Tire volume 100%		Water filling 75%		Water/salt filling (75% / -30°C)				Total weight increase	
Litres	Gallons	Litres	Gallons	Water		Salt		kg	lbs
				Litres	Gallons	kg	lbs		
145	38	109	29	89	24	45	100	134	295

(CaCl2, 75%, -30°C) Always use a tube when filled with water/salt.

TUBES AND VALVES

Tubeless valve TR618A

STUDDABLE

Studdable Yes	Number of studs 144 pcs
Marked stud positions on tread	Recommended stud 12-20

NOKIAN TYRES TRI 2 360/70R20 - T445569

Product code	Size	LI/SS	Reinforced code	TL/TT	Rim	Permitted rims	Width (in)	Diameter (in)	Loaded static radius (in)	Rolling circumference (in)	Speed radius index	Pressure (psi)	Max. inflation pressure (psi)	Tread depth (1/32 in)	Tread code	M+S
T445569	360/70R20	136A8 (131D)	SB	TL	W11	W10, W12	13.4	40.6	18.5	122.2	500	46	46	33	R-4	Yes

LOAD CAPACITY FOR TRACTOR, LB

Pressure (psi)	Constant load													
	0 mph	2.5 mph	5 mph	10 mph	12 mph	15 mph	17.5 mph	22.5 mph	25 mph	27.5 mph	30 mph	35 mph	37.5 mph	40 mph
12	5095	3220	2780	2515	2435	2360	2315	2280	2215	2160	2085	2030	1985	1930
17	6690	4235	3650	3295	3195	3095	3040	2985	2920	2845	2735	2670	2610	2535
23	8145	5160	4440	4010	3890	3770	3705	3640	3550	3460	3330	3240	3175	3085
29	8730	5525	4760	4300	4165	4035	3970	3900	3805	3705	3570	3470	3405	3305
35	9315	5885	5080	4585	4440	4300	4235	4165	4055	3945	3815	3705	3640	3525
41	10470	6625	5710	5160	5005	4840	4760	4685	4565	4440	4290	4165	4090	3970
46	11355	7175	6195	5590	5410	5245	5160	5070	4950	4815	4640	4520	4430	4300

WATER AND SALT BALLASTING

Tire volume 100%		Water filling 75%		Water/salt filling (75% / -30°C)				Total weight increase	
Litres	Gallons	Litres	Gallons	Water		Salt		kg	lbs
				Litres	Gallons	kg	lbs		
155	41	116	31	95	25	49	107	144	317

(CaCl₂, 75%, -30°C) Always use a tube when filled with water/salt.

TUBES AND VALVES

Tubeless valve TR618A

STUDDABLE

Studdable Yes	Number of studs 144 pcs
Marked stud positions on tread	Recommended stud 12-20,12-23

NOKIAN TYRES TRI 2 360/80R20 - T445389

Product code	Size	LI/SS	Reinforced code	TL/TT	Rim	Permitted rims	Width (in)	Diameter (in)	Loaded static radius (in)	Rolling circumference (in)	Speed radius index	Pressure (psi)	Max. inflation pressure (psi)	Tread depth (1/32 in)	Tread code	M+S
T445389	360/80R20	147A8 (143D)	SB	TL	11	W10, W11, 12, W12	14	43.1	19.5	129.4	500	58	58	33	R-4	Yes

LOAD CAPACITY FOR TRACTOR, LB

Pressure (psi)	Constant load													
	0 mph	2.5 mph	5 mph	10 mph	12 mph	15 mph	17.5 mph	22.5 mph	25 mph	27.5 mph	30 mph	35 mph	37.5 mph	40 mph
12	5820	3680	3175	2865	2780	2690	2645	2600	2535	2470	2380	2315	2270	2205
17	7475	4730	4080	3680	3570	3460	3395	3340	3265	3175	3065	2975	2920	2835
23	9015	5710	4915	4440	4310	4165	4100	4035	3935	3825	3695	3595	3515	3415
29	9900	6260	5400	4870	4720	4575	4495	4420	4310	4200	4045	3935	3860	3750
35	10770	6810	5875	5300	5135	4970	4895	4815	4695	4565	4410	4290	4200	4080
41	11640	7365	6350	5730	5555	5380	5290	5205	5070	4940	4760	4630	4540	4410
46	13040	8245	7110	6415	6215	6030	5930	5830	5675	5535	5335	5180	5080	4940
52	14145	8950	7715	6965	6745	6535	6425	6315	6160	5995	5785	5620	5525	5355
58	15860	10030	8655	7815	7575	7330	7210	7090	6910	6725	6495	6305	6185	6010

WATER AND SALT BALLASTING

Tire volume 100%		Water filling 75%		Water/salt filling (75% / -30°C)				Total weight increase	
Litres	Gallons	Litres	Gallons	Water		Salt		kg	lbs
				Litres	Gallons	kg	lbs		
180	48	135	36	111	29	56	124	167	368

(CaCl2, 75%, -30°C) Always use a tube when filled with water/salt.

TUBES AND VALVES

Tube product code T55093	Tube valve TR218A
Tubeless valve TR618A	

STUDDABLE

Studdable Yes	Number of studs 144 pcs
Marked stud positions on tread	Recommended stud 12-20,12-23

NOKIAN TYRES TRI 2 300/80R24 - T445419

Product code	Size	LI/SS	Reinforced code	TL/TT	Rim	Permitted rims	Width (in)	Diameter (in)	Loaded static radius (in)	Rolling circumference (in)	Speed radius index	Pressure (psi)	Max. inflation pressure (psi)	Tread depth (1/32 in)	Tread code	M+S
T445419	300/80R24	133A8 (128D)	SB	TL	DW10	W9, W10, W11, DW 11	11.6	42.9	19.8	129.8	525	46	46	30	R-4	Yes

LOAD CAPACITY FOR TRACTOR, LB

Pressure (psi)	Constant load													
	0 mph	2.5 mph	5 mph	10 mph	12 mph	15 mph	17.5 mph	22.5 mph	25 mph	27.5 mph	30 mph	35 mph	37.5 mph	40 mph
12	4805	3040	2625	2370	2295	2215	2185	2150	2095	2040	1960	1905	1875	1820
17	6175	3900	3360	3040	2945	2855	2800	2755	2690	2610	2525	2460	2405	2335
23	7475	4730	4080	3680	3570	3460	3395	3340	3265	3175	3065	2975	2920	2835
29	8145	5160	4440	4010	3890	3770	3705	3640	3550	3460	3330	3240	3175	3085
35	8730	5525	4760	4300	4165	4035	3970	3900	3805	3705	3570	3470	3405	3305
41	9600	6075	5235	4730	4585	4440	4365	4290	4190	4080	3925	3825	3750	3640
46	10470	6625	5710	5160	5005	4840	4760	4685	4565	4440	4290	4165	4090	3970

WATER AND SALT BALLASTING

Tire volume 100%		Water filling 75%		Water/salt filling (75% / -30°C)				Total weight increase	
Litres	Gallons	Litres	Gallons	Water		Salt		kg	lbs
				Litres	Gallons	kg	lbs		
130	34	98	26	80	21	41	90	121	267

(CaCl2, 75%, -30°C) Always use a tube when filled with water/salt.

TUBES AND VALVES

Tube product code T55100	Tube valve TR218A
Tubeless valve TR618A	

STUDDABLE

Studdable Yes	Number of studs 168 pcs
Marked stud positions on tread	Recommended stud 12-20

NOKIAN TYRES TRI 2 340/80R24 - T445376

Product code	Size	LI/SS	Reinforced code	TL/TT	Rim	Permitted rims	Width (in)	Diameter (in)	Loaded static radius (in)	Rolling circumference (in)	Speed radius index	Pressure (psi)	Max. inflation pressure (psi)	Tread depth (1/32 in)	Tread code	M+S
T445376	340/80R24	140A8 (135D)	SB	TL	DW11	W10, W11, W12, DW10, DW12	13	45.4	20.5	137.3	550	46	46	31	R-4	Yes

LOAD CAPACITY FOR TRACTOR, LB

Pressure (psi)	Constant load													
	0 mph	2.5 mph	5 mph	10 mph	12 mph	15 mph	17.5 mph	22.5 mph	25 mph	27.5 mph	30 mph	35 mph	37.5 mph	40 mph
12	5820	3680	3175	2865	2780	2690	2645	2600	2535	2470	2380	2315	2270	2205
17	7475	4730	4080	3680	3570	3460	3395	3340	3265	3175	3065	2975	2920	2835
23	9015	5710	4915	4440	4310	4165	4100	4035	3935	3825	3695	3595	3515	3415
29	9900	6260	5400	4870	4720	4575	4495	4420	4310	4200	4045	3935	3860	3750
35	10470	6625	5710	5160	5005	4840	4760	4685	4565	4440	4290	4165	4090	3970
41	11640	7365	6350	5730	5555	5380	5290	5205	5070	4940	4760	4630	4540	4410
46	12690	8025	6925	6250	6050	5865	5765	5665	5525	5380	5190	5050	4950	4805

WATER AND SALT BALLASTING

Tire volume 100%		Water filling 75%		Water/salt filling (75% / -30°C)				Total weight increase	
Litres	Gallons	Litres	Gallons	Water		Salt		kg	lbs
				Litres	Gallons	kg	lbs		
180	48	135	36	111	29	56	124	167	368

(CaCl2, 75%, -30°C) Always use a tube when filled with water/salt.

TUBES AND VALVES

Tube product code T55105	Tube valve TR218A
Tubeless valve TR618A	

STUDDABLE

Studdable Yes	Number of studs 168 pcs
Marked stud positions on tread	Recommended stud 12-20

NOKIAN TYRES TRI 2 360/80R24 - T445378

Product code	Size	LI/SS	Reinforced code	TL/TT	Rim	Permitted rims	Width (in)	Diameter (in)	Loaded static radius (in)	Rolling circumference (in)	Speed radius index	Pressure (psi)	Max. inflation pressure (psi)	Tread depth (1/32 in)	Tread code	M+S
T445378	360/80R24	143A8 (138D)	SB	TL	DW11	W10, W11, W12, W13, DW10, DW12, DW13	13.7	46.6	21.2	140.7	575	46	46	33	R-4	Yes

LOAD CAPACITY FOR TRACTOR, LB

Pressure (psi)	Constant load													
	0 mph	2.5 mph	5 mph	10 mph	12 mph	15 mph	17.5 mph	22.5 mph	25 mph	27.5 mph	30 mph	35 mph	37.5 mph	40 mph
12	6350	4010	3460	3120	3030	2930	2890	2835	2765	2690	2590	2525	2480	2405
17	8145	5160	4440	4010	3890	3770	3705	3640	3550	3460	3330	3240	3175	3085
23	9900	6260	5400	4870	4720	4575	4495	4420	4310	4200	4045	3935	3860	3750
29	10770	6810	5875	5300	5135	4970	4895	4815	4695	4565	4410	4290	4200	4080
35	11640	7365	6350	5730	5555	5380	5290	5205	5070	4940	4760	4630	4540	4410
41	12690	8025	6925	6250	6050	5865	5765	5665	5525	5380	5190	5050	4950	4805
46	14145	8950	7715	6965	6745	6535	6425	6315	6160	5995	5785	5620	5525	5355

WATER AND SALT BALLASTING

Tire volume 100%		Water filling 75%		Water/salt filling (75% / -30°C)				Total weight increase	
Litres	Gallons	Litres	Gallons	Water		Salt		kg	lbs
				Litres	Gallons	kg	lbs		
205	54	154	41	126	33	64	142	190	419

(CaCl2, 75%, -30°C) Always use a tube when filled with water/salt.

TUBES AND VALVES

Tube product code	Tube valve
T55105	TR218A
Tubeless valve	
TR618A	

STUDDABLE

Studdable	Number of studs
Yes	168 pcs
Marked stud positions on tread	Recommended stud
	12-20,12-23

NOKIAN TYRES TRI 2 400/80R24 - T445372

Product code	Size	LI/SS	Reinforced code	TL/TT	Rim	Permitted rims	Width (in)	Diameter (in)	Loaded static radius (in)	Rolling circumference (in)	Speed radius index	Pressure (psi)	Max. inflation pressure (psi)	Tread depth (1/32 in)	Tread code	M+S
T445372	400/80R24	149A8 (144D)	SB	TL	DW13	W12, W13, W14L, DW12, DW14L	15.6	49.1	22	148.1	600	46	46	34	R-4	Yes

LOAD CAPACITY FOR TRACTOR, LB

Pressure (psi)	Constant load													
	0 mph	2.5 mph	5 mph	10 mph	12 mph	15 mph	17.5 mph	22.5 mph	25 mph	27.5 mph	30 mph	35 mph	37.5 mph	40 mph
12	7475	4730	4080	3680	3570	3460	3395	3340	3265	3175	3065	2975	2920	2835
17	9600	6075	5235	4730	4585	4440	4365	4290	4190	4080	3925	3825	3750	3640
23	11640	7365	6350	5730	5555	5380	5290	5205	5070	4940	4760	4630	4540	4410
29	12690	8025	6925	6250	6050	5865	5765	5665	5525	5380	5190	5050	4950	4805
35	13735	8685	7495	6770	6560	6350	6240	6140	5985	5830	5620	5465	5355	5205
41	14990	9480	8180	7385	7155	6925	6810	6700	6525	6360	6130	5965	5840	5675
46	16290	10305	8885	8025	7780	7530	7410	7285	7100	6910	6670	6480	6360	6175

WATER AND SALT BALLASTING

Tire volume 100%		Water filling 75%		Water/salt filling (75% / -30°C)				Total weight increase	
Litres	Gallons	Litres	Gallons	Water		Salt		kg	lbs
				Litres	Gallons	kg	lbs		
265	70	199	53	163	43	83	183	246	542

(CaCl2, 75%, -30°C) Always use a tube when filled with water/salt.

TUBES AND VALVES

Tube product code	Tube valve
T55112	TR218A
Tubeless valve	
TR618A	

STUDDABLE

Studdable	Number of studs
Yes	168 pcs
Marked stud positions on tread	Recommended stud
	12-20,12-23,12-24

NOKIAN TYRES TRI 2 420/65R24 - T445392

Product code	Size	LI/SS	Reinforced code	TL/TT	Rim	Permitted rims	Width (in)	Diameter (in)	Loaded static radius (in)	Rolling circumference (in)	Speed radius index	Pressure (psi)	Max. inflation pressure (psi)	Tread depth (1/32 in)	Tread code	M+S
T445392	420/65R24	151A8 (146D)	SB	TL	DW13	W12, W13, W14L, DW12, DW14L, DW15L	15.8	45.5	20.7	137.5	550	58	58	33	R-4	Yes

LOAD CAPACITY FOR TRACTOR, LB

Pressure (psi)	Constant load													
	0 mph	2.5 mph	5 mph	10 mph	12 mph	15 mph	17.5 mph	22.5 mph	25 mph	27.5 mph	30 mph	35 mph	37.5 mph	40 mph
12	6515	4125	3560	3210	3110	3010	2965	2910	2845	2765	2670	2590	2545	2470
17	8445	5335	4610	4155	4025	3900	3835	3770	3680	3585	3450	3360	3295	3195
23	9900	6260	5400	4870	4720	4575	4495	4420	4310	4200	4045	3935	3860	3750
29	11055	7000	6030	5445	5280	5115	5025	4940	4815	4695	4520	4400	4310	4190
35	11640	7365	6350	5730	5555	5380	5290	5205	5070	4940	4760	4630	4540	4410
41	13040	8245	7110	6415	6215	6030	5930	5830	5675	5535	5335	5180	5080	4940
46	14145	8950	7715	6965	6745	6535	6425	6315	6160	5995	5785	5620	5525	5355
52	15860	10030	8655	7815	7575	7330	7210	7090	6910	6725	6495	6305	6185	6010
58	17460	11045	9525	8600	8335	8070	7935	7805	7605	7410	7145	6945	6810	6615

WATER AND SALT BALLASTING

Tire volume 100%		Water filling 75%		Water/salt filling (75% / -30°C)				Total weight increase	
Litres	Gallons	Litres	Gallons	Water		Salt		kg	lbs
				Litres	Gallons	kg	lbs		
220	58	165	44	135	36	69	152	204	450

(CaCl2, 75%, -30°C) Always use a tube when filled with water/salt.

TUBES AND VALVES

Tube product code T55100	Tube valve TR218A
Tubeless valve TR618A	

STUDDABLE

Studdable Yes	Number of studs 168 pcs
Marked stud positions on tread	Recommended stud 12-20,12-23

NOKIAN TYRES TRI 2 440/80R24 - T445385

Product code	Size	LI/SS	Reinforced code	TL/TT	Rim	Permitted rims	Width (in)	Diameter (in)	Loaded static radius (in)	Rolling circumference (in)	Speed radius index	Pressure (psi)	Max. inflation pressure (psi)	Tread depth (1/32 in)	Tread code	M+S
T445385	440/80R24	154A8 (149D)	SB	TL	DW14L	W15L, DW15L	17	51.6	23	155.8	625	46	46	35	R-4	Yes

LOAD CAPACITY FOR TRACTOR, LB

Pressure (psi)	Constant load													
	0 mph	2.5 mph	5 mph	10 mph	12 mph	15 mph	17.5 mph	22.5 mph	25 mph	27.5 mph	30 mph	35 mph	37.5 mph	40 mph
12	8730	5525	4760	4300	4165	4035	3970	3900	3805	3705	3570	3470	3405	3305
17	11055	7000	6030	5445	5280	5115	5025	4940	4815	4695	4520	4400	4310	4190
23	13380	8465	7295	6590	6395	6185	6085	5985	5830	5675	5480	5325	5225	5070
29	14990	9480	8180	7385	7155	6925	6810	6700	6525	6360	6130	5965	5840	5675
35	15860	10030	8655	7815	7575	7330	7210	7090	6910	6725	6495	6305	6185	6010
41	17460	11045	9525	8600	8335	8070	7935	7805	7605	7410	7145	6945	6810	6615
46	18915	11970	10320	9315	9030	8740	8600	8455	8245	8025	7740	7530	7385	7165

WATER AND SALT BALLASTING

Tire volume 100%		Water filling 75%		Water/salt filling (75% / -30°C)				Total weight increase	
Litres	Gallons	Litres	Gallons	Water		Salt		kg	lbs
				Litres	Gallons	kg	lbs		
325	86	244	64	200	53	102	225	302	666

(CaCl2, 75%, -30°C) Always use a tube when filled with water/salt.

TUBES AND VALVES

Tube product code	Tube valve
T55112	TR218A
Tubeless valve	
TR618A	

STUDDABLE

Studdable	Number of studs
Yes	168 pcs
Marked stud positions on tread	Recommended stud
	12-20,12-23,12-24

NOKIAN TYRES TRI 2 460/65R24 - T445393

Product code	Size	LI/SS	Reinforced code	TL/TT	Rim	Permitted rims	Width (in)	Diameter (in)	Loaded static radius (in)	Rolling circumference (in)	Speed radius index	Pressure (psi)	Max. inflation pressure (psi)	Tread depth (1/32 in)	Tread code	M+S
T445393	460/65R24	156A8 (151D)	SB	TL	DW14L	W15L, W16L, DW15L, DW16L	17.3	47.4	21.3	143.5	575	58	58	35	R-4	Yes

LOAD CAPACITY FOR TRACTOR, LB

Pressure (psi)	Constant load													
	0 mph	2.5 mph	5 mph	10 mph	12 mph	15 mph	17.5 mph	22.5 mph	25 mph	27.5 mph	30 mph	35 mph	37.5 mph	40 mph
12	7475	4730	4080	3680	3570	3460	3395	3340	3265	3175	3065	2975	2920	2835
17	9600	6075	5235	4730	4585	4440	4365	4290	4190	4080	3925	3825	3750	3640
23	11355	7175	6195	5590	5410	5245	5160	5070	4950	4815	4640	4520	4430	4300
29	12690	8025	6925	6250	6050	5865	5765	5665	5525	5380	5190	5050	4950	4805
35	13735	8685	7495	6770	6560	6350	6240	6140	5985	5830	5620	5465	5355	5205
41	14990	9480	8180	7385	7155	6925	6810	6700	6525	6360	6130	5965	5840	5675
46	16290	10305	8885	8025	7780	7530	7410	7285	7100	6910	6670	6480	6360	6175
52	17900	11320	9765	8820	8545	8265	8135	8005	7795	7595	7320	7120	6980	6780
58	20085	12700	10955	9890	9580	9280	9125	8975	8750	8520	8210	7990	7835	7605

WATER AND SALT BALLASTING

Tire volume 100%		Water filling 75%		Water/salt filling (75% / -30°C)				Total weight increase	
Litres	Gallons	Litres	Gallons	Water		Salt		kg	lbs
				Litres	Gallons	kg	lbs		
270	71	203	53	166	44	85	187	251	553

(CaCl2, 75%, -30°C) Always use a tube when filled with water/salt.

TUBES AND VALVES

Tube product code	Tube valve
T55111	TR218A
Tubeless valve	
TR618A	

STUDDABLE

Studdable	Number of studs
Yes	168 pcs
Marked stud positions on tread	Recommended stud
	12-20,12-23,12-24

NOKIAN TYRES TRI 2 500/70R24 - T445467

Product code	Size	LI/SS	Reinforced code	TL/TT	Rim	Permitted rims	Width (in)	Diameter (in)	Loaded static radius (in)	Rolling circumference (in)	Speed radius index	Pressure (psi)	Max. inflation pressure (psi)	Tread depth (1/32 in)	Tread code	M+S
T445467	500/70R24	164A8 (159D)	SB	TL	DW16L	DW15L, DW18L	20.3	51.5	23	155.8	625	58	58	35	R-4	Yes

LOAD CAPACITY FOR TRACTOR, LB

Pressure (psi)	Constant load													
	0 mph	2.5 mph	5 mph	10 mph	12 mph	15 mph	17.5 mph	22.5 mph	25 mph	27.5 mph	30 mph	35 mph	37.5 mph	40 mph
12	9315	5885	5080	4585	4440	4300	4235	4165	4055	3945	3815	3705	3640	3525
17	11995	7585	6535	5910	5720	5545	5445	5355	5225	5080	4905	4775	4675	4540
23	14550	9205	7935	7165	6945	6725	6615	6505	6340	6175	5950	5785	5675	5510
29	15860	10030	8655	7815	7575	7330	7210	7090	6910	6725	6495	6305	6185	6010
35	16875	10680	9205	8310	8060	7805	7670	7540	7350	7165	6900	6715	6580	6395
41	18915	11970	10320	9315	9030	8740	8600	8455	8245	8025	7740	7530	7385	7165
46	20655	13075	11265	10175	9865	9545	9390	9235	9005	8765	8455	8225	8060	7825
52	23280	14725	12700	11465	11110	10760	10580	10405	10140	9875	9525	9260	9085	8820
58	25465	16105	13890	12545	12160	11775	11575	11385	11090	10805	10415	10130	9930	9645

WATER AND SALT BALLASTING

Tire volume 100%		Water filling 75%		Water/salt filling (75% / -30°C)				Total weight increase	
Litres	Gallons	Litres	Gallons	Water		Salt		kg	lbs
				Litres	Gallons	kg	lbs		
415	110	311	82	255	67	130	287	385	849

(CaCl2, 75%, -30°C) Always use a tube when filled with water/salt.

TUBES AND VALVES

Tube product code T55116	Tube valve TR218A
Tubeless valve TR618A	

STUDDABLE

Studdable Yes	Number of studs 168 pcs
Marked stud positions on tread	Recommended stud 12-20,12-23,12-24

NOKIAN TYRES TRI 2 540/65R24 - T445420

Product code	Size	LI/SS	Reinforced code	TL/TT	Rim	Permitted rims	Width (in)	Diameter (in)	Loaded static radius (in)	Rolling circumference (in)	Speed radius index	Pressure (psi)	Max. inflation pressure (psi)	Tread depth (1/32 in)	Tread code	M+S
T445420	540/65R24	158A8 (154D)	SB	TL	DW18L	DW16L	21.5	51.6	22.9	156.1	625	46	46	35	R-4	Yes

LOAD CAPACITY FOR TRACTOR, LB

Pressure (psi)	Constant load													
	0 mph	2.5 mph	5 mph	10 mph	12 mph	15 mph	17.5 mph	22.5 mph	25 mph	27.5 mph	30 mph	35 mph	37.5 mph	40 mph
12	9600	6075	5235	4730	4585	4440	4365	4290	4190	4080	3925	3825	3750	3640
17	12335	7805	6735	6075	5885	5700	5610	5510	5380	5235	5050	4905	4815	4675
23	14550	9205	7935	7165	6945	6725	6615	6505	6340	6175	5950	5785	5675	5510
29	16290	10305	8885	8025	7780	7530	7410	7285	7100	6910	6670	6480	6360	6175
35	17460	11045	9525	8600	8335	8070	7935	7805	7605	7410	7145	6945	6810	6615
41	18915	11970	10320	9315	9030	8740	8600	8455	8245	8025	7740	7530	7385	7165
46	21240	13435	11585	10460	10140	9820	9655	9490	9260	9015	8685	8455	8290	8045

WATER AND SALT BALLASTING

Tire volume 100%		Water filling 75%		Water/salt filling (75% / -30°C)				Total weight increase	
Litres	Gallons	Litres	Gallons	Water		Salt		kg	lbs
				Litres	Gallons	kg	lbs		
415	110	311	82	255	67	130	287	385	849

(CaCl2, 75%, -30°C) Always use a tube when filled with water/salt.

TUBES AND VALVES

Tube product code	Tube valve
T55116	TR218A
Tubeless valve	
TR618A	

STUDDABLE

Studdable	Number of studs
Yes	168 pcs
Marked stud positions on tread	Recommended stud
	12-20,12-23,12-24

NOKIAN TYRES TRI 2 320/85R28 - T445579

Product code	Size	LI/SS	Reinforced code	TL/TT	Rim	Permitted rims	Width (in)	Diameter (in)	Loaded static radius (in)	Rolling circumference (in)	Speed radius index	Pressure (psi)	Max. inflation pressure (psi)	Tread depth (1/32 in)	Tread code	M+S
T445579	320/85R28	141A8 (136D)	SB	TL	DW10	W9, DW11, W10	12.3	49.2	22.6	149.1	600	46	46	30	R-4	Yes

LOAD CAPACITY FOR TRACTOR, LB

Pressure (psi)	Constant load													
	0 mph	2.5 mph	5 mph	10 mph	12 mph	15 mph	17.5 mph	22.5 mph	25 mph	27.5 mph	30 mph	35 mph	37.5 mph	40 mph
12	5995	3790	3275	2955	2865	2765	2725	2680	2610	2545	2445	2380	2335	2270
17	7685	4860	4190	3780	3670	3550	3495	3440	3350	3265	3140	3055	3000	2910
23	9315	5885	5080	4585	4440	4300	4235	4165	4055	3945	3815	3705	3640	3525
29	10185	6450	5555	5015	4860	4705	4630	4555	4440	4320	4165	4055	3980	3860
35	10770	6810	5875	5300	5135	4970	4895	4815	4695	4565	4410	4290	4200	4080
41	11995	7585	6535	5910	5720	5545	5445	5355	5225	5080	4905	4775	4675	4540
46	13380	8465	7295	6590	6395	6185	6085	5985	5830	5675	5480	5325	5225	5070

WATER AND SALT BALLASTING

Tire volume 100%		Water filling 75%		Water/salt filling (75% / -30°C)				Total weight increase	
Litres	Gallons	Litres	Gallons	Water		Salt		kg	lbs
				Litres	Gallons	kg	lbs		
180	48	135	36	111	29	56	124	167	368

(CaCl2, 75%, -30°C) Always use a tube when filled with water/salt.

TUBES AND VALVES

Tubeless valve TR618A

STUDDABLE

Studdable Yes	Number of studs 168 pcs
Marked stud positions on tread	Recommended stud 12-20

NOKIAN TYRES TRI 2 360/80R28 - T445550

Product code	Size	LI/SS	Reinforced code	TL/TT	Rim	Permitted rims	Width (in)	Diameter (in)	Loaded static radius (in)	Rolling circumference (in)	Speed radius index	Pressure (psi)	Max. inflation pressure (psi)	Tread depth (1/32 in)	Tread code	M+S
T445550	360/80R28	146A8 (142D)	SB	TL	DW11	W11, W12, W13, DW12, DW13	13.9	51.3	23.4	155.4	625	46	46	33	R-4	Yes

LOAD CAPACITY FOR TRACTOR, LB

Pressure (psi)	Constant load													
	0 mph	2.5 mph	5 mph	10 mph	12 mph	15 mph	17.5 mph	22.5 mph	25 mph	27.5 mph	30 mph	35 mph	37.5 mph	40 mph
12	6690	4235	3650	3295	3195	3095	3040	2985	2920	2845	2735	2670	2610	2535
17	8730	5525	4760	4300	4165	4035	3970	3900	3805	3705	3570	3470	3405	3305
23	10470	6625	5710	5160	5005	4840	4760	4685	4565	4440	4290	4165	4090	3970
29	11640	7365	6350	5730	5555	5380	5290	5205	5070	4940	4760	4630	4540	4410
35	12335	7805	6735	6075	5885	5700	5610	5510	5380	5235	5050	4905	4815	4675
41	13735	8685	7495	6770	6560	6350	6240	6140	5985	5830	5620	5465	5355	5205
46	14990	9480	8180	7385	7155	6925	6810	6700	6525	6360	6130	5965	5840	5675

WATER AND SALT BALLASTING

Tire volume 100%		Water filling 75%		Water/salt filling (75% / -30°C)				Total weight increase	
Litres	Gallons	Litres	Gallons	Water		Salt		kg	lbs
				Litres	Gallons	kg	lbs		
235	62	176	47	145	38	74	163	219	483

(CaCl2, 75%, -30°C) Always use a tube when filled with water/salt.

TUBES AND VALVES

Tubeless valve
TR618A

STUDDABLE

Studdable	Number of studs
Yes	168 pcs
Marked stud positions on tread	Recommended stud
	12-20,12-23

NOKIAN TYRES TRI 2 400/80R28 - T445383

Product code	Size	LI/SS	Reinforced code	TL/TT	Rim	Permitted rims	Width (in)	Diameter (in)	Loaded static radius (in)	Rolling circumference (in)	Speed radius index	Pressure (psi)	Max. inflation pressure (psi)	Tread depth (1/32 in)	Tread code	M+S
T445383	400/80R28	151A8 (146D)	SB	TL	DW13	W12, W13, W14L, DW12, DW14L	15.6	53.2	24.4	160.6	650	46	46	34	R-4	Yes

LOAD CAPACITY FOR TRACTOR, LB

Pressure (psi)	Constant load													
	0 mph	2.5 mph	5 mph	10 mph	12 mph	15 mph	17.5 mph	22.5 mph	25 mph	27.5 mph	30 mph	35 mph	37.5 mph	40 mph
12	7915	5005	4320	3900	3780	3660	3595	3540	3450	3360	3240	3155	3085	3000
17	10185	6450	5555	5015	4860	4705	4630	4555	4440	4320	4165	4055	3980	3860
23	12335	7805	6735	6075	5885	5700	5610	5510	5380	5235	5050	4905	4815	4675
29	13735	8685	7495	6770	6560	6350	6240	6140	5985	5830	5620	5465	5355	5205
35	14550	9205	7935	7165	6945	6725	6615	6505	6340	6175	5950	5785	5675	5510
41	15860	10030	8655	7815	7575	7330	7210	7090	6910	6725	6495	6305	6185	6010
46	17900	11320	9765	8820	8545	8265	8135	8005	7795	7595	7320	7120	6980	6780

WATER AND SALT BALLASTING

Tire volume 100%		Water filling 75%		Water/salt filling (75% / -30°C)				Total weight increase	
Litres	Gallons	Litres	Gallons	Water		Salt		kg	lbs
				Litres	Gallons	kg	lbs		
295	78	221	58	182	48	93	204	275	606

(CaCl2, 75%, -30°C) Always use a tube when filled with water/salt.

TUBES AND VALVES

Tube product code	Tube valve
T55351	TR218A
Tubeless valve	
TR618A	

STUDDABLE

Studdable	Number of studs
Yes	168 pcs
Marked stud positions on tread	Recommended stud
	12-20,12-23,12-24

NOKIAN TYRES TRI 2 440/80R28 - T445337

Product code	Size	LI/SS	Reinforced code	TL/TT	Rim	Permitted rims	Width (in)	Diameter (in)	Loaded static radius (in)	Rolling circumference (in)	Speed radius index	Pressure (psi)	Max. inflation pressure (psi)	Tread depth (1/32 in)	Tread code	M+S
T445337	440/80R28	156A8 (151D)	SB	TL	DW14L	W15L, W16L, DW15L, DW16L	17.3	55.6	25.4	168	675	46	46	35	R-4	Yes

LOAD CAPACITY FOR TRACTOR, LB

Pressure (psi)	Constant load													
	0 mph	2.5 mph	5 mph	10 mph	12 mph	15 mph	17.5 mph	22.5 mph	25 mph	27.5 mph	30 mph	35 mph	37.5 mph	40 mph
12	9315	5885	5080	4585	4440	4300	4235	4165	4055	3945	3815	3705	3640	3525
17	11640	7365	6350	5730	5555	5380	5290	5205	5070	4940	4760	4630	4540	4410
23	14550	9205	7935	7165	6945	6725	6615	6505	6340	6175	5950	5785	5675	5510
29	15860	10030	8655	7815	7575	7330	7210	7090	6910	6725	6495	6305	6185	6010
35	16875	10680	9205	8310	8060	7805	7670	7540	7350	7165	6900	6715	6580	6395
41	18330	11595	10000	9030	8750	8475	8335	8190	7990	7780	7495	7295	7155	6945
46	20655	13075	11265	10175	9865	9545	9390	9235	9005	8765	8455	8225	8060	7825

WATER AND SALT BALLASTING

Tire volume 100%		Water filling 75%		Water/salt filling (75% / -30°C)				Total weight increase	
Litres	Gallons	Litres	Gallons	Water		Salt		kg	lbs
				Litres	Gallons	kg	lbs		
365	96	274	72	225	59	115	252	340	750

(CaCl2, 75%, -30°C) Always use a tube when filled with water/salt.

TUBES AND VALVES

Tube product code	Tube valve
T55370	TR218A
Tubeless valve	
TR618A	

STUDDABLE

Studdable	Number of studs
Yes	168 pcs
Marked stud positions on tread	Recommended stud
	12-20,12-23,12-24,16-19

NOKIAN TYRES TRI 2 480/65R28 - T445444

Product code	Size	LI/SS	Reinforced code	TL/TT	Rim	Permitted rims	Width (in)	Diameter (in)	Loaded static radius (in)	Rolling circumference (in)	Speed radius index	Pressure (psi)	Max. inflation pressure (psi)	Tread depth (1/32 in)	Tread code	M+S
T445444	480/65R28	154A8 (149D)	SB	TL	DW15L	DW14L, DW16L	18.3	52.6	23.8	158.5	650	46	46	35	R-4	Yes

LOAD CAPACITY FOR TRACTOR, LB

Pressure (psi)	Constant load													
	0 mph	2.5 mph	5 mph	10 mph	12 mph	15 mph	17.5 mph	22.5 mph	25 mph	27.5 mph	30 mph	35 mph	37.5 mph	40 mph
12	8445	5335	4610	4155	4025	3900	3835	3770	3680	3585	3450	3360	3295	3195
17	11055	7000	6030	5445	5280	5115	5025	4940	4815	4695	4520	4400	4310	4190
23	13040	8245	7110	6415	6215	6030	5930	5830	5675	5535	5335	5180	5080	4940
29	14550	9205	7935	7165	6945	6725	6615	6505	6340	6175	5950	5785	5675	5510
35	15420	9755	8410	7595	7365	7130	7010	6890	6725	6550	6305	6140	6020	5840
41	16875	10680	9205	8310	8060	7805	7670	7540	7350	7165	6900	6715	6580	6395
46	18915	11970	10320	9315	9030	8740	8600	8455	8245	8025	7740	7530	7385	7165

WATER AND SALT BALLASTING

Tire volume 100%		Water filling 75%		Water/salt filling (75% / -30°C)				Total weight increase	
Litres	Gallons	Litres	Gallons	Water		Salt		kg	lbs
				Litres	Gallons	kg	lbs		
345	91	259	68	212	56	108	239	320	705

(CaCl2, 75%, -30°C) Always use a tube when filled with water/salt.

TUBES AND VALVES

Tube product code T55097	Tube valve TR218A
Tubeless valve TR618A	

STUDDABLE

Studdable Yes	Number of studs 168 pcs
Marked stud positions on tread	Recommended stud 12-20,12-23,12-24,16-19

NOKIAN TYRES TRI 2 540/65R28 - T445442

Product code	Size	LI/SS	Reinforced code	TL/TT	Rim	Permitted rims	Width (in)	Diameter (in)	Loaded static radius (in)	Rolling circumference (in)	Speed radius index	Pressure (psi)	Max. inflation pressure (psi)	Tread depth (1/32 in)	Tread code	M+S
T445442	540/65R28	160A8 (155D)	SB	TL	DW18L	DW16L	21.3	55.4	25.2	167.2	675	46	46	35	R-4	Yes

LOAD CAPACITY FOR TRACTOR, LB

Pressure (psi)	Constant load													
	0 mph	2.5 mph	5 mph	10 mph	12 mph	15 mph	17.5 mph	22.5 mph	25 mph	27.5 mph	30 mph	35 mph	37.5 mph	40 mph
12	10185	6450	5555	5015	4860	4705	4630	4555	4440	4320	4165	4055	3980	3860
17	13040	8245	7110	6415	6215	6030	5930	5830	5675	5535	5335	5180	5080	4940
23	15420	9755	8410	7595	7365	7130	7010	6890	6725	6550	6305	6140	6020	5840
29	17460	11045	9525	8600	8335	8070	7935	7805	7605	7410	7145	6945	6810	6615
35	18915	11970	10320	9315	9030	8740	8600	8455	8245	8025	7740	7530	7385	7165
41	20655	13075	11265	10175	9865	9545	9390	9235	9005	8765	8455	8225	8060	7825
46	22555	14265	12300	11110	10770	10430	10250	10085	9820	9570	9225	8975	8795	8545

WATER AND SALT BALLASTING

Tire volume 100%		Water filling 75%		Water/salt filling (75% / -30°C)				Total weight increase	
Litres	Gallons	Litres	Gallons	Water		Salt		kg	lbs
				Litres	Gallons	kg	lbs		
450	119	338	89	277	73	141	311	418	922

(CaCl2, 75%, -30°C) Always use a tube when filled with water/salt.

TUBES AND VALVES

Tube product code	Tube valve
T545229	TR218A
Tubeless valve	
TR618A	

STUDDABLE

Studdable	Number of studs
Yes	168 pcs
Marked stud positions on tread	Recommended stud
	12-20,12-23,12-24,16-19

NOKIAN TYRES TRI 2 440/80R30 - T445384

Product code	Size	LI/SS	Reinforced code	TL/TT	Rim	Permitted rims	Width (in)	Diameter (in)	Loaded static radius (in)	Rolling circumference (in)	Speed radius index	Pressure (psi)	Max. inflation pressure (psi)	Tread depth (1/32 in)	Tread code	M+S
T445384	440/80R30	157A8 (153D)	SB	TL	DW14L	DW15L, W16L	16.9	57.6	26	175.1	700	46	46	35	R-4	Yes

LOAD CAPACITY FOR TRACTOR, LB

Pressure (psi)	Constant load													
	0 mph	2.5 mph	5 mph	10 mph	12 mph	15 mph	17.5 mph	22.5 mph	25 mph	27.5 mph	30 mph	35 mph	37.5 mph	40 mph
12	9600	6075	5235	4730	4585	4440	4365	4290	4190	4080	3925	3825	3750	3640
17	12335	7805	6735	6075	5885	5700	5610	5510	5380	5235	5050	4905	4815	4675
23	14990	9480	8180	7385	7155	6925	6810	6700	6525	6360	6130	5965	5840	5675
29	16290	10305	8885	8025	7780	7530	7410	7285	7100	6910	6670	6480	6360	6175
35	17460	11045	9525	8600	8335	8070	7935	7805	7605	7410	7145	6945	6810	6615
41	18915	11970	10320	9315	9030	8740	8600	8455	8245	8025	7740	7530	7385	7165
46	21240	13435	11585	10460	10140	9820	9655	9490	9260	9015	8685	8455	8290	8045

WATER AND SALT BALLASTING

Tire volume 100%		Water filling 75%		Water/salt filling (75% / -30°C)				Total weight increase	
Litres	Gallons	Litres	Gallons	Water		Salt		kg	lbs
				Litres	Gallons	kg	lbs		
385	102	289	76	237	63	121	266	358	789

(CaCl2, 75%, -30°C) Always use a tube when filled with water/salt.

TUBES AND VALVES

Tube product code	Tube valve
T55371	TR218A
Tubeless valve	
TR618A	

STUDDABLE

Studdable	Number of studs
Yes	168 pcs
Marked stud positions on tread	Recommended stud
	12-20,12-23,12-24,16-19

NOKIAN TYRES TRI 2 480/80R30 - T445386

Product code	Size	LI/SS	Reinforced code	TL/TT	Rim	Permitted rims	Width (in)	Diameter (in)	Loaded static radius (in)	Rolling circumference (in)	Speed radius index	Pressure (psi)	Max. inflation pressure (psi)	Tread depth (1/32 in)	Tread code	M+S
T445386	480/80R30	162A8 (157D)	SB	TL	DW15L	DW16L, DW18L	18.6	60.1	26.9	182.5	725	46	46	37	R-4	Yes

LOAD CAPACITY FOR TRACTOR, LB

Pressure (psi)	Constant load													
	0 mph	2.5 mph	5 mph	10 mph	12 mph	15 mph	17.5 mph	22.5 mph	25 mph	27.5 mph	30 mph	35 mph	37.5 mph	40 mph
12	10770	6810	5875	5300	5135	4970	4895	4815	4695	4565	4410	4290	4200	4080
17	14145	8950	7715	6965	6745	6535	6425	6315	6160	5995	5785	5620	5525	5355
23	16875	10680	9205	8310	8060	7805	7670	7540	7350	7165	6900	6715	6580	6395
29	18915	11970	10320	9315	9030	8740	8600	8455	8245	8025	7740	7530	7385	7165
35	20085	12700	10955	9890	9580	9280	9125	8975	8750	8520	8210	7990	7835	7605
41	21825	13810	11905	10750	10415	10085	9920	9755	9515	9260	8930	8685	8520	8265
46	24010	15190	13095	11830	11465	11100	10915	10735	10460	10185	9820	9545	9370	9095

WATER AND SALT BALLASTING

Tire volume 100%		Water filling 75%		Water/salt filling (75% / -30°C)				Total weight increase	
Litres	Gallons	Litres	Gallons	Water		Salt		kg	lbs
				Litres	Gallons	kg	lbs		
470	124	353	93	289	76	147	325	436	961

(CaCl2, 75%, -30°C) Always use a tube when filled with water/salt.

TUBES AND VALVES

Tube product code T55371	Tube valve TR218A
Tubeless valve TR618A	

STUDDABLE

Studdable Yes	Number of studs 168 pcs
Marked stud positions on tread	Recommended stud 12-20,12-23,12-24,16-19

NOKIAN TYRES TRI 2 540/65R30 - T445371

Product code	Size	LI/SS	Reinforced code	TL/TT	Rim	Permitted rims	Width (in)	Diameter (in)	Loaded static radius (in)	Rolling circumference (in)	Speed radius index	Pressure (psi)	Max. inflation pressure (psi)	Tread depth (1/32 in)	Tread code	M+S
T445371	540/65R30	161A8 (156D)	SB	TL	DW18L	DW16L	20.9	57.5	25.4	173.3	700	46	46	38	R-4	Yes

LOAD CAPACITY FOR TRACTOR, LB

Pressure (psi)	Constant load													
	0 mph	2.5 mph	5 mph	10 mph	12 mph	15 mph	17.5 mph	22.5 mph	25 mph	27.5 mph	30 mph	35 mph	37.5 mph	40 mph
12	10470	6625	5710	5160	5005	4840	4760	4685	4565	4440	4290	4165	4090	3970
17	13380	8465	7295	6590	6395	6185	6085	5985	5830	5675	5480	5325	5225	5070
23	15860	10030	8655	7815	7575	7330	7210	7090	6910	6725	6495	6305	6185	6010
29	17900	11320	9765	8820	8545	8265	8135	8005	7795	7595	7320	7120	6980	6780
35	19500	12335	10635	9600	9305	9005	8865	8720	8500	8265	7980	7760	7605	7385
41	21240	13435	11585	10460	10140	9820	9655	9490	9260	9015	8685	8455	8290	8045
46	23280	14725	12700	11465	11110	10760	10580	10405	10140	9875	9525	9260	9085	8820

WATER AND SALT BALLASTING

Tire volume 100%		Water filling 75%		Water/salt filling (75% / -30°C)				Total weight increase	
Litres	Gallons	Litres	Gallons	Water		Salt		kg	lbs
				Litres	Gallons	kg	lbs		
470	124	353	93	289	76	147	325	436	961

(CaCl2, 75%, -30°C) Always use a tube when filled with water/salt.

TUBES AND VALVES

Tube product code	Tube valve
T55371	TR218A
Tubeless valve	
TR618A	

STUDDABLE

Studdable	Number of studs
Yes	168 pcs
Marked stud positions on tread	Recommended stud
	12-20,12-23,12-24,16-19

NOKIAN TYRES TRI 2 600/70R30 - T445657

Product code	Size	LI/SS	Reinforced code	TL/TT	Rim	Permitted rims	Width (in)	Diameter (in)	Loaded static radius (in)	Rolling circumference (in)	Speed radius index	Pressure (psi)	Max. inflation pressure (psi)	Tread depth (1/32 in)	Tread code	M+S
T445657	600/70R30	171A8 (166D)	SB	TL	DW20B	DW18L	23.8	61.6	27.6	187.2	750	46	46	40	R-4	Yes

LOAD CAPACITY FOR TRACTOR, LB

Pressure (psi)	Constant load													
	0 mph	2.5 mph	5 mph	10 mph	12 mph	15 mph	17.5 mph	22.5 mph	25 mph	27.5 mph	30 mph	35 mph	37.5 mph	40 mph
12	13735	8685	7495	6770	6560	6350	6240	6140	5985	5830	5620	5465	5355	5205
17	17460	11045	9525	8600	8335	8070	7935	7805	7605	7410	7145	6945	6810	6615
23	21240	13435	11585	10460	10140	9820	9655	9490	9260	9015	8685	8455	8290	8045
29	23280	14725	12700	11465	11110	10760	10580	10405	10140	9875	9525	9260	9085	8820
35	24735	15655	13490	12180	11805	11430	11245	11055	10780	10495	10120	9845	9655	9370
41	27645	17495	15080	13615	13195	12775	12565	12355	12050	11730	11310	11000	10790	10470
46	30845	19510	16820	15190	14725	14255	14020	13790	13435	13085	12620	12270	12035	11685

WATER AND SALT BALLASTING

Tire volume 100%		Water filling 75%		Water/salt filling (75% / -30°C)				Total weight increase	
Litres	Gallons	Litres	Gallons	Water		Salt		kg	lbs
				Litres	Gallons	kg	lbs		
640	169	480	127	394	104	201	443	595	1312

(CaCl2, 75%, -30°C) Always use a tube when filled with water/salt.

TUBES AND VALVES

Tubeless valve TR618A

STUDDABLE

Studdable Yes	Number of studs 192 pcs
Marked stud positions on tread	Recommended stud 12-20,12-23,12-24,16-19

NOKIAN TYRES TRI 2 440/80R34 - T445369

Product code	Size	LI/SS	Reinforced code	TL/TT	Rim	Permitted rims	Width (in)	Diameter (in)	Loaded static radius (in)	Rolling circumference (in)	Speed radius index	Pressure (psi)	Max. inflation pressure (psi)	Tread depth (1/32 in)	Tread code	M+S
T445369	440/80R34	159A8 (155D)	SB	TL	DW14L	DW15L, DW16L	16.9	61.7	28.2	187	750	46	46	35	R-4	Yes

LOAD CAPACITY FOR TRACTOR, LB

Pressure (psi)	Constant load													
	0 mph	2.5 mph	5 mph	10 mph	12 mph	15 mph	17.5 mph	22.5 mph	25 mph	27.5 mph	30 mph	35 mph	37.5 mph	40 mph
12	10185	6450	5555	5015	4860	4705	4630	4555	4440	4320	4165	4055	3980	3860
17	13040	8245	7110	6415	6215	6030	5930	5830	5675	5535	5335	5180	5080	4940
23	15860	10030	8655	7815	7575	7330	7210	7090	6910	6725	6495	6305	6185	6010
29	17460	11045	9525	8600	8335	8070	7935	7805	7605	7410	7145	6945	6810	6615
35	18330	11595	10000	9030	8750	8475	8335	8190	7990	7780	7495	7295	7155	6945
41	20085	12700	10955	9890	9580	9280	9125	8975	8750	8520	8210	7990	7835	7605
46	22555	14265	12300	11110	10770	10430	10250	10085	9820	9570	9225	8975	8795	8545

WATER AND SALT BALLASTING

Tire volume 100%		Water filling 75%		Water/salt filling (75% / -30°C)				Total weight increase	
Litres	Gallons	Litres	Gallons	Water		Salt		kg	lbs
				Litres	Gallons	kg	lbs		
420	111	315	83	258	68	132	290	390	860

(CaCl2, 75%, -30°C) Always use a tube when filled with water/salt.

TUBES AND VALVES

Tube product code T55391	Tube valve TR218A
Tubeless valve TR618A	

STUDDABLE

Studdable Yes	Number of studs 192 pcs
Marked stud positions on tread	Recommended stud 12-20,12-23,12-24,16-19

NOKIAN TYRES TRI 2 480/80R34 - T445370

Product code	Size	LI/SS	Reinforced code	TL/TT	Rim	Permitted rims	Width (in)	Diameter (in)	Loaded static radius (in)	Rolling circumference (in)	Speed radius index	Pressure (psi)	Max. inflation pressure (psi)	Tread depth (1/32 in)	Tread code	M+S
T445370	480/80R34	164A8 (159D)	SB	TL	DW15L	DW16L, DW18L	18.6	64.2	28.9	194.9	775	46	46	37	R-4	Yes

LOAD CAPACITY FOR TRACTOR, LB

Pressure (psi)	Constant load													
	0 mph	2.5 mph	5 mph	10 mph	12 mph	15 mph	17.5 mph	22.5 mph	25 mph	27.5 mph	30 mph	35 mph	37.5 mph	40 mph
12	11355	7175	6195	5590	5410	5245	5160	5070	4950	4815	4640	4520	4430	4300
17	14550	9205	7935	7165	6945	6725	6615	6505	6340	6175	5950	5785	5675	5510
23	17900	11320	9765	8820	8545	8265	8135	8005	7795	7595	7320	7120	6980	6780
29	20085	12700	10955	9890	9580	9280	9125	8975	8750	8520	8210	7990	7835	7605
35	21240	13435	11585	10460	10140	9820	9655	9490	9260	9015	8685	8455	8290	8045
41	23280	14725	12700	11465	11110	10760	10580	10405	10140	9875	9525	9260	9085	8820
46	25465	16105	13890	12545	12160	11775	11575	11385	11090	10805	10415	10130	9930	9645

WATER AND SALT BALLASTING

Tire volume 100%		Water filling 75%		Water/salt filling (75% / -30°C)				Total weight increase	
Litres	Gallons	Litres	Gallons	Water		Salt		kg	lbs
				Litres	Gallons	kg	lbs		
515	136	386	102	317	84	162	356	479	1056

(CaCl2, 75%, -30°C) Always use a tube when filled with water/salt.

TUBES AND VALVES

Tube product code T55391	Tube valve TR218A
Tubeless valve TR618A	

STUDDABLE

Studdable Yes	Number of studs 192 pcs
Marked stud positions on tread	Recommended stud 12-20,12-23,12-24,16-19

NOKIAN TYRES TRI 2 600/65R34 - T445656

Product code	Size	LI/SS	Reinforced code	TL/TT	Rim	Permitted rims	Width (in)	Diameter (in)	Loaded static radius (in)	Rolling circumference (in)	Speed radius index	Pressure (psi)	Max. inflation pressure (psi)	Tread depth (1/32 in)	Tread code	M+S
T445656	600/65R34	169A8 (164D)	SB	TL	DW20B	DW18L	23.4	63.7	29	194.3	775	46	46	40	R-4	Yes

LOAD CAPACITY FOR TRACTOR, LB

Pressure (psi)	Constant load													
	0 mph	2.5 mph	5 mph	10 mph	12 mph	15 mph	17.5 mph	22.5 mph	25 mph	27.5 mph	30 mph	35 mph	37.5 mph	40 mph
12	13040	8245	7110	6415	6215	6030	5930	5830	5675	5535	5335	5180	5080	4940
17	16875	10680	9205	8310	8060	7805	7670	7540	7350	7165	6900	6715	6580	6395
23	20085	12700	10955	9890	9580	9280	9125	8975	8750	8520	8210	7990	7835	7605
29	22555	14265	12300	11110	10770	10430	10250	10085	9820	9570	9225	8975	8795	8545
35	24010	15190	13095	11830	11465	11100	10915	10735	10460	10185	9820	9545	9370	9095
41	26190	16570	14285	12895	12500	12105	11905	11705	11410	11110	10715	10415	10220	9920
46	29100	18410	15875	14330	13890	13450	13230	13005	12675	12345	11905	11575	11355	11025

WATER AND SALT BALLASTING

Tire volume 100%		Water filling 75%		Water/salt filling (75% / -30°C)				Total weight increase	
Litres	Gallons	Litres	Gallons	Water		Salt		kg	lbs
				Litres	Gallons	kg	lbs		
635	168	476	126	391	103	199	439	590	1301

(CaCl2, 75%, -30°C) Always use a tube when filled with water/salt.

TUBES AND VALVES

Tubeless valve TR618A

STUDDABLE

Studdable Yes	Number of studs 192 pcs
Marked stud positions on tread	Recommended stud 12-20,12-23,12-24,16-19

NOKIAN TYRES TRI 2 480/80R38 - T445377

Product code	Size	LI/SS	Reinforced code	TL/TT	Rim	Permitted rims	Width (in)	Diameter (in)	Loaded static radius (in)	Rolling circumference (in)	Speed radius index	Pressure (psi)	Max. inflation pressure (psi)	Tread depth (1/32 in)	Tread code	M+S
T445377	480/80R38	166A8 (161D)	SB	TL	DW15L	DW16L, DW18L	18.3	68.2	31.2	206.9	825	46	46	37	R-4	Yes

LOAD CAPACITY FOR TRACTOR, LB

Pressure (psi)	Constant load													
	0 mph	2.5 mph	5 mph	10 mph	12 mph	15 mph	17.5 mph	22.5 mph	25 mph	27.5 mph	30 mph	35 mph	37.5 mph	40 mph
12	11995	7585	6535	5910	5720	5545	5445	5355	5225	5080	4905	4775	4675	4540
17	15420	9755	8410	7595	7365	7130	7010	6890	6725	6550	6305	6140	6020	5840
23	18915	11970	10320	9315	9030	8740	8600	8455	8245	8025	7740	7530	7385	7165
29	20655	13075	11265	10175	9865	9545	9390	9235	9005	8765	8455	8225	8060	7825
35	22555	14265	12300	11110	10770	10430	10250	10085	9820	9570	9225	8975	8795	8545
41	24010	15190	13095	11830	11465	11100	10915	10735	10460	10185	9820	9545	9370	9095
46	26920	17030	14685	13260	12855	12445	12235	12035	11730	11420	11010	10705	10505	10195

WATER AND SALT BALLASTING

Tire volume 100%		Water filling 75%		Water/salt filling (75% / -30°C)				Total weight increase	
Litres	Gallons	Litres	Gallons	Water		Salt		kg	lbs
				Litres	Gallons	kg	lbs		
560	148	420	111	345	91	176	387	521	1149

(CaCl2, 75%, -30°C) Always use a tube when filled with water/salt.

TUBES AND VALVES

Tube product code T55430	Tube valve TR218A
Tubeless valve TR618A	

STUDDABLE

Studdable Yes	Number of studs 192 pcs
Marked stud positions on tread	Recommended stud 12-20,12-23,12-24,16-19

NOKIAN TYRES TRI 2 540/80R38 - T445338

Product code	Size	LI/SS	Reinforced code	TL/TT	Rim	Permitted rims	Width (in)	Diameter (in)	Loaded static radius (in)	Rolling circumference (in)	Speed radius index	Pressure (psi)	Max. inflation pressure (psi)	Tread depth (1/32 in)	Tread code	M+S
T445338	540/80R38	172A8 (167D)	SB	TL	DW18L	DW16L	21.8	71.9	32.8	217.4	875	46	46	38	R-4	Yes

LOAD CAPACITY FOR TRACTOR, LB

Pressure (psi)	Constant load													
	0 mph	2.5 mph	5 mph	10 mph	12 mph	15 mph	17.5 mph	22.5 mph	25 mph	27.5 mph	30 mph	35 mph	37.5 mph	40 mph
12	14550	9205	7935	7165	6945	6725	6615	6505	6340	6175	5950	5785	5675	5510
17	18330	11595	10000	9030	8750	8475	8335	8190	7990	7780	7495	7295	7155	6945
23	22555	14265	12300	11110	10770	10430	10250	10085	9820	9570	9225	8975	8795	8545
29	24735	15655	13490	12180	11805	11430	11245	11055	10780	10495	10120	9845	9655	9370
35	26920	17030	14685	13260	12855	12445	12235	12035	11730	11420	11010	10705	10505	10195
41	29100	18410	15875	14330	13890	13450	13230	13005	12675	12345	11905	11575	11355	11025
46	32595	20615	17780	16050	15555	15060	14815	14575	14200	13825	13340	12965	12720	12345

WATER AND SALT BALLASTING

Tire volume 100%		Water filling 75%		Water/salt filling (75% / -30°C)				Total weight increase	
Litres	Gallons	Litres	Gallons	Water		Salt		kg	lbs
				Litres	Gallons	kg	lbs		
740	195	555	147	455	120	232	512	687	1515

(CaCl2, 75%, -30°C) Always use a tube when filled with water/salt.

TUBES AND VALVES

Tube product code	Tube valve
T55445	TR218A
Tubeless valve	
TR618A	

STUDDABLE

Studdable	Number of studs
Yes	192 pcs
Marked stud positions on tread	Recommended stud
	12-20,12-23,12-24,16-19

NOKIAN TYRES TRI 2 600/65R38 - T445445

Product code	Size	LI/SS	Reinforced code	TL/TT	Rim	Permitted rims	Width (in)	Diameter (in)	Loaded static radius (in)	Rolling circumference (in)	Speed radius index	Pressure (psi)	Max. inflation pressure (psi)	Tread depth (1/32 in)	Tread code	M+S
T445445	600/65R38	170A8 (166D)	SB	TL	DW18L	DW20B	23	68.5	31.1	208.3	825	46	46	38	R-4	Yes

LOAD CAPACITY FOR TRACTOR, LB

Pressure (psi)	Constant load													
	0 mph	2.5 mph	5 mph	10 mph	12 mph	15 mph	17.5 mph	22.5 mph	25 mph	27.5 mph	30 mph	35 mph	37.5 mph	40 mph
12	13735	8685	7495	6770	6560	6350	6240	6140	5985	5830	5620	5465	5355	5205
17	17900	11320	9765	8820	8545	8265	8135	8005	7795	7595	7320	7120	6980	6780
23	21240	13435	11585	10460	10140	9820	9655	9490	9260	9015	8685	8455	8290	8045
29	23280	14725	12700	11465	11110	10760	10580	10405	10140	9875	9525	9260	9085	8820
35	25465	16105	13890	12545	12160	11775	11575	11385	11090	10805	10415	10130	9930	9645
41	27645	17495	15080	13615	13195	12775	12565	12355	12050	11730	11310	11000	10790	10470
46	30845	19510	16820	15190	14725	14255	14020	13790	13435	13085	12620	12270	12035	11685

WATER AND SALT BALLASTING

Tire volume 100%		Water filling 75%		Water/salt filling (75% / -30°C)				Total weight increase	
Litres	Gallons	Litres	Gallons	Water		Salt		kg	lbs
				Litres	Gallons	kg	lbs		
720	190	540	143	443	117	226	498	669	1475

(CaCl2, 75%, -30°C) Always use a tube when filled with water/salt.

TUBES AND VALVES

Tube product code	Tube valve
T55445	TR218A
Tubeless valve	
TR618A	

STUDDABLE

Studdable	Number of studs
Yes	192 pcs
Marked stud positions on tread	Recommended stud
	12-20,12-23,12-24,16-19

NOKIAN TYRES TRI 2 650/65R38 - T445443

Product code	Size	LI/SS	Reinforced code	TL/TT	Rim	Permitted rims	Width (in)	Diameter (in)	Loaded static radius (in)	Rolling circumference (in)	Speed radius index	Pressure (psi)	Max. inflation pressure (psi)	Tread depth (1/32 in)	Tread code	M+S
T445443	650/65R38	175A8 (170D)	SB	TL	DW20B	DW18L, DW23B	25	71.3	32.2	216.9	875	46	46	42	R-4	Yes

LOAD CAPACITY FOR TRACTOR, LB

Pressure (psi)	Constant load													
	0 mph	2.5 mph	5 mph	10 mph	12 mph	15 mph	17.5 mph	22.5 mph	25 mph	27.5 mph	30 mph	35 mph	37.5 mph	40 mph
12	15420	9755	8410	7595	7365	7130	7010	6890	6725	6550	6305	6140	6020	5840
17	20085	12700	10955	9890	9580	9280	9125	8975	8750	8520	8210	7990	7835	7605
23	24010	15190	13095	11830	11465	11100	10915	10735	10460	10185	9820	9545	9370	9095
29	26190	16570	14285	12895	12500	12105	11905	11705	11410	11110	10715	10415	10220	9920
35	28375	17945	15475	13975	13545	13120	12895	12690	12355	12035	11605	11290	11065	10750
41	30845	19510	16820	15190	14725	14255	14020	13790	13435	13085	12620	12270	12035	11685
46	34920	22090	19050	17195	16665	16140	15875	15610	15210	14815	14285	13890	13625	13230

WATER AND SALT BALLASTING

Tire volume 100%		Water filling 75%		Water/salt filling (75% / -30°C)				Total weight increase	
Litres	Gallons	Litres	Gallons	Water		Salt		kg	lbs
				Litres	Gallons	kg	lbs		
865	229	649	171	532	141	271	598	803	1770

(CaCl2, 75%, -30°C) Always use a tube when filled with water/salt.

TUBES AND VALVES

Tubeless valve TR618A

STUDDABLE

Studdable Yes	Number of studs 192 pcs
Marked stud positions on tread	Recommended stud 12-20,12-23,12-24,16-19

NOKIAN TYRES TRI 2 620/80R42 - T445518

Product code	Size	LI/SS	Reinforced code	TL/TT	Rim	Permitted rims	Width (in)	Diameter (in)	Loaded static radius (in)	Rolling circumference (in)	Speed radius index	Pressure (psi)	Max. inflation pressure (psi)	Tread depth (1/32 in)	Tread code	M+S
T445518	620/80R42	181A8 (177D)	SB	TL	DW20B	DW23B	24.6	81.1	36.4	247.6	975	46	46	44	R-4	Yes

LOAD CAPACITY FOR TRACTOR, LB

Pressure (psi)	Constant load													
	0 mph	2.5 mph	5 mph	10 mph	12 mph	15 mph	17.5 mph	22.5 mph	25 mph	27.5 mph	30 mph	35 mph	37.5 mph	40 mph
12	18915	11970	10320	9315	9030	8740	8600	8455	8245	8025	7740	7530	7385	7165
17	24010	15190	13095	11830	11465	11100	10915	10735	10460	10185	9820	9545	9370	9095
23	29100	18410	15875	14330	13890	13450	13230	13005	12675	12345	11905	11575	11355	11025
29	32595	20615	17780	16050	15555	15060	14815	14575	14200	13825	13340	12965	12720	12345
35	34920	22090	19050	17195	16665	16140	15875	15610	15210	14815	14285	13890	13625	13230
41	37830	23930	20635	18630	18055	17485	17195	16910	16480	16050	15475	15045	14760	14330
46	42485	26875	23170	20920	20285	19630	19315	18995	18510	18025	17385	16900	16580	16095

WATER AND SALT BALLASTING

Tire volume 100%		Water filling 75%		Water/salt filling (75% / -30°C)				Total weight increase	
Litres	Gallons	Litres	Gallons	Water		Salt		kg	lbs
				Litres	Gallons	kg	lbs		
1125	297	844	223	692	183	353	778	1045	2304

(CaCl2, 75%, -30°C) Always use a tube when filled with water/salt.

TUBES AND VALVES

Tubeless valve TR618A

STUDDABLE

Studdable Yes	Number of studs 192 pcs
Marked stud positions on tread	Recommended stud 12-20,12-23,12-24,16-19

NOKIAN TYRES TRI 2 650/65R42 - T445390

Product code	Size	LI/SS	Reinforced code	TL/TT	Rim	Permitted rims	Width (in)	Diameter (in)	Loaded static radius (in)	Rolling circumference (in)	Speed radius index	Pressure (psi)	Max. inflation pressure (psi)	Tread depth (1/32 in)	Tread code	M+S
T445390	650/65R42	176A8 (171D)	SB	TL	DW20A	DW18L, DW23A	24.3	75.3	33.4	228	925	46	46	42	R-4	Yes

LOAD CAPACITY FOR TRACTOR, LB

Pressure (psi)	Constant load													
	0 mph	2.5 mph	5 mph	10 mph	12 mph	15 mph	17.5 mph	22.5 mph	25 mph	27.5 mph	30 mph	35 mph	37.5 mph	40 mph
12	16290	10305	8885	8025	7780	7530	7410	7285	7100	6910	6670	6480	6360	6175
17	21240	13435	11585	10460	10140	9820	9655	9490	9260	9015	8685	8455	8290	8045
23	24735	15655	13490	12180	11805	11430	11245	11055	10780	10495	10120	9845	9655	9370
29	27645	17495	15080	13615	13195	12775	12565	12355	12050	11730	11310	11000	10790	10470
35	29970	18960	16345	14760	14310	13855	13625	13395	13060	12720	12260	11925	11695	11355
41	32595	20615	17780	16050	15555	15060	14815	14575	14200	13825	13340	12965	12720	12345
46	35790	22640	19520	17625	17085	16545	16270	15995	15600	15190	14640	14240	13965	13560

WATER AND SALT BALLASTING

Tire volume 100%		Water filling 75%		Water/salt filling (75% / -30°C)				Total weight increase	
Litres	Gallons	Litres	Gallons	Water		Salt		kg	lbs
				Litres	Gallons	kg	lbs		
925	244	694	183	569	150	290	640	859	1894

(CaCl2, 75%, -30°C) Always use a tube when filled with water/salt.

TUBES AND VALVES

Tubeless valve TR618A

STUDDABLE

Studdable Yes	Number of studs 192 pcs
Marked stud positions on tread	Recommended stud 12-20,12-23,12-24,16-19

NOKIAN TYRES TRI 2 710/70R42 - T445655

Product code	Size	LI/SS	Reinforced code	TL/TT	Rim	Width (in)	Diameter (in)	Loaded static radius (in)	Rolling circumference (in)	Speed radius index	Pressure (psi)	Max. inflation pressure (psi)	Tread depth (1/32 in)	Tread code	M+S
T445655	710/70R42	185A8 (180D)	SB	TL	DW23B	28.2	80.5	36.3	246.3	975	46	46	47	R-4	Yes

LOAD CAPACITY FOR TRACTOR, LB

Pressure (psi)	Constant load													
	0 mph	2.5 mph	5 mph	10 mph	12 mph	15 mph	17.5 mph	22.5 mph	25 mph	27.5 mph	30 mph	35 mph	37.5 mph	40 mph
12	20655	13075	11265	10175	9865	9545	9390	9235	9005	8765	8455	8225	8060	7825
17	26190	16570	14285	12895	12500	12105	11905	11705	11410	11110	10715	10415	10220	9920
23	32595	20615	17780	16050	15555	15060	14815	14575	14200	13825	13340	12965	12720	12345
29	35790	22640	19520	17625	17085	16545	16270	15995	15600	15190	14640	14240	13965	13560
35	37830	23930	20635	18630	18055	17485	17195	16910	16480	16050	15475	15045	14760	14330
41	41325	26135	22540	20350	19720	19090	18785	18475	18000	17525	16910	16435	16125	15655
46	46560	29455	25395	22930	22225	21515	21165	20810	20285	19755	19050	18520	18165	17635

WATER AND SALT BALLASTING

Tire volume 100%		Water filling 75%		Water/salt filling (75% / -30°C)				Total weight increase	
				Water		Salt			
Litres	Gallons	Litres	Gallons	Litres	Gallons	kg	lbs	kg	lbs
1255	332	941	249	772	204	394	868	1166	2571

(CaCl2, 75%, -30°C) Always use a tube when filled with water/salt.

TUBES AND VALVES

Tubeless valve TR618A

STUDDABLE

Studdable Yes	Number of studs 192 pcs
Marked stud positions on tread	Recommended stud 12-20,12-23,12-24,16-19

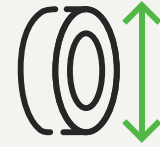
NOKIAN TYRES TRI STEEL

PUNCTURE PROTECTION FOR SPECIAL APPLICATIONS

- A special loader tire with a puncture-resisting block pattern.
- Steel fortification for extra durability.
- Suitable for waste treatment, recycling plants and for industrial use.



2024-04-20



AVAILABLE SIZES

- 460/65R24 - T445245
- 480/65R24 - T445222

NOKIAN TYRES TRI STEEL

ALL SIZES

Product code	Size	LI/SS	TL/TT	Rim	Permitted rims	Width (in)	Diameter (in)	Loaded static radius (in)	Rolling circumference (in)	Speed radius index	Pressure (psi)	Max. inflation pressure (psi)	Tread depth (1/32 in)	Tread code	Load capacity for Constant load, lb					
															Speed (mph)					
															25	27.5	30	35	37.5	40
T445245	460/65R24	156A8 (151D)	TL	DW13	W13, DW13L, W14L, DW14L, W15L, DW15L	18.4	47.6	21.5	141	575	58	58	34	R-4	8750	8520	8210	7990	7835	7605
T445222	480/65R24	151A8 (146D)	TL	DW14L	W14L, W15L, DW15L, W16L, DW16L	19.2	48.6	22.2	147.2	600	46	46	35	R-4	7605	7410	7145	6945	6810	6615

NOKIAN TYRES TRI STEEL 460/65R24 - T445245

Product code	Size	LI/SS	TL/TT	Rim	Permitted rims	Width (in)	Diameter (in)	Loaded static radius (in)	Rolling circumference (in)	Speed radius index	Pressure (psi)	Max. inflation pressure (psi)	Tread depth (1/32 in)	Tread code
T445245	460/65R24	156A8 (151D)	TL	DW13	W13, DW13L, W14L, DW14L, W15L, DW15L	18.4	47.6	21.5	141	575	58	58	34	R-4

LOAD CAPACITY FOR TRACTOR, LB

Pressure (psi)	Constant load													
	0 mph	2.5 mph	5 mph	10 mph	12 mph	15 mph	17.5 mph	22.5 mph	25 mph	27.5 mph	30 mph	35 mph	37.5 mph	40 mph
12	7475	4730	4080	3680	3570	3460	3395	3340	3265	3175	3065	2975	2920	2835
17	9600	6075	5235	4730	4585	4440	4365	4290	4190	4080	3925	3825	3750	3640
23	11355	7175	6195	5590	5410	5245	5160	5070	4950	4815	4640	4520	4430	4300
29	12690	8025	6925	6250	6050	5865	5765	5665	5525	5380	5190	5050	4950	4805
35	13735	8685	7495	6770	6560	6350	6240	6140	5985	5830	5620	5465	5355	5205
41	14990	9480	8180	7385	7155	6925	6810	6700	6525	6360	6130	5965	5840	5675
46	16290	10305	8885	8025	7780	7530	7410	7285	7100	6910	6670	6480	6360	6175
52	17900	11320	9765	8820	8545	8265	8135	8005	7795	7595	7320	7120	6980	6780
58	20085	12700	10955	9890	9580	9280	9125	8975	8750	8520	8210	7990	7835	7605

WATER AND SALT BALLASTING

Tire volume 100%		Water filling 75%		Water/salt filling (75% / -30°C)				Total weight increase	
Litres	Gallons	Litres	Gallons	Water		Salt		kg	lbs
				Litres	Gallons	kg	lbs		
275	73	206	54	169	45	86	190	255	562

(CaCl2, 75%, -30°C) Always use a tube when filled with water/salt.

TUBES AND VALVES

Tube product code T55111	Tube valve TR218A
Tubeless valve TR618A	

NOKIAN TYRES TRI STEEL 480/65R24 - T445222

Product code	Size	LI/SS	TL/TT	Rim	Permitted rims	Width (in)	Diameter (in)	Loaded static radius (in)	Rolling circumference (in)	Speed radius index	Pressure (psi)	Max. inflation pressure (psi)	Tread depth (1/32 in)	Tread code
T445222	480/65R24	151A8 (146D)	TL	DW14L	W14L, W15L, DW15L, W16L, DW16L	19.2	48.6	22.2	147.2	600	46	46	35	R-4

LOAD CAPACITY FOR TRACTOR, LB

Pressure (psi)	Constant load													
	0 mph	2.5 mph	5 mph	10 mph	12 mph	15 mph	17.5 mph	22.5 mph	25 mph	27.5 mph	30 mph	35 mph	37.5 mph	40 mph
12	7915	5005	4320	3900	3780	3660	3595	3540	3450	3360	3240	3155	3085	3000
17	10185	6450	5555	5015	4860	4705	4630	4555	4440	4320	4165	4055	3980	3860
23	11995	7585	6535	5910	5720	5545	5445	5355	5225	5080	4905	4775	4675	4540
29	13380	8465	7295	6590	6395	6185	6085	5985	5830	5675	5480	5325	5225	5070
35	14550	9205	7935	7165	6945	6725	6615	6505	6340	6175	5950	5785	5675	5510
41	15860	10030	8655	7815	7575	7330	7210	7090	6910	6725	6495	6305	6185	6010
46	17460	11045	9525	8600	8335	8070	7935	7805	7605	7410	7145	6945	6810	6615

WATER AND SALT BALLASTING

Tire volume 100%		Water filling 75%		Water/salt filling (75% / -30°C)				Total weight increase	
Litres	Gallons	Litres	Gallons	Water		Salt		kg	lbs
				Litres	Gallons	kg	lbs		
335	88	251	66	206	54	105	232	311	686

(CaCl₂, 75%, -30°C) Always use a tube when filled with water/salt.

TUBES AND VALVES

Tube product code T55111	Tube valve TR218A
Tubeless valve TR618A	

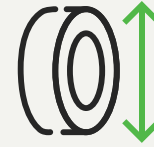
NOKIAN TYRES COUNTRY KING

EFFICIENT RADIAL FLOTATION TIRE FOR AGRICULTURAL TRANSPORTATIONS ON ROAD AND FIELD

- Durability and low rolling resistance due to high positive pattern ratio and special tread compound.
- Soil and crop damage prevention with large pattern contact and rounded shoulder design.
- Directional stability and controlled handling performance with high strength steel belted construction.



2024-04-20



AVAILABLE SIZES

- 500/60R22.5 - T445453
- 560/45R22.5 - T445402
- 560/60R22.5 - T445401
- 580/65R22.5 - T445405
- 600/50R22.5 - T445441
- 650/50R22.5 - T445407
- 710/35R22.5 - T445542
- 710/45R22.5 - T445496
- 600/55R26.5 - T445653
- 620/60R26.5 - T445404
- 650/65R26.5 - T445440
- 710/50R26.5 - T445406
- 800/45R26.5 - T445600
- 650/65R30.5 - T445611
- 750/60R30.5 - T445610

NOKIAN TYRES COUNTRY KING

ALL SIZES

Product code	Size	LI/SS	Reinforced code	TL/TT	Rim	Permitted rims	Width (in)	Diameter (in)	Loaded static radius (in)	Rolling circumference (in)	Speed radius index	Pressure (psi)	Max. inflation pressure (psi)	Tread depth (1/32 in)	Load capacity for Mixed, lb					
															Speed (mph)					
															25	27.5	30	35	37.5	40
T445453	500/60R22.5	155D	SB	TL	AG16.00		20.1	46.1	20.5	141	550	58	58	21	11620	11025	10340	9745	9140	8545
T445402	560/45R22.5	152D	SB	TL	AG16.00		21.2	42.4	18.7	129.1	525	58	58	20	10650	10095	9470	8920	8380	7825
T445401	560/60R22.5	161D	SB	TL	AG16.00	AG18.00, AG20.00	22.3	48.7	21.9	148.2	600	58	58	23	13865	13150	12335	11630	10915	10195
T445405	580/65R22.5	166D	SB	TL	AG16.00	AG18.00	23	51.1	23.1	156.6	625	58	58	24	15895	15070	14145	13315	12500	11685
T445441	600/50R22.5	159D	SB	TL	AG20.00		23.4	46.1	21	140.7	550	58	58	23	13120	12445	11675	11000	10320	9645
T445407	650/50R22.5	163D	SB	TL	AG20.00		25.4	48.6	22.2	149.2	575	58	58	23	14615	13865	13005	12260	11495	10750
T445542	710/35R22.5	157D	SB	TL	AG24.00		27.4	42.1	19.1	127.9	525	58	58	28	12370	11730	11000	10375	9735	9095
T445496	710/45R22.5	165D	SB	TL	AG24.00		27.4	47.8	21.5	145.5	575	58	58	24	15445	14650	13735	12940	12145	11355
T445653	600/55R26.5	165D	SB	TL	AG20.00		23.7	52.6	23.8	160.3	625	58	58	28	15445	14650	13735	12940	12145	11355
T445404	620/60R26.5	169D	SB	TL	AG20.00		24.9	55.2	25.2	168.9	675	58	58	25	17395	16490	15475	14575	13680	12785
T445440	650/65R26.5	174D	SB	TL	AG20.00		25.8	59.8	27.1	183.3	725	58	58	25	20085	19060	17870	16845	15805	14770
T445406	710/50R26.5	170D	SB	TL	AG24.00		29.1	55.3	25.4	169.4	650	58	58	26	18440	17495	16400	15455	14505	13560
T445600	800/45R26.5	174D	SB	TL	26.00VF	AG24.00, AG28.00	30.3	54.9	24.5	166.9	675	58	58	33	20085	19060	17870	16845	15805	14770
T445611	650/65R30.5	176D	SB	TL	AG20.00		25.5	63.9	29	195.6	775	58	58	33	21285	20195	18940	17845	16745	15655
T445610	750/60R30.5	181D	SB	TL	AG24.00		29.9	66.1	29.8	202.5	800	58	58	33	24735	23470	22015	20735	19465	18190

NOKIAN TYRES COUNTRY KING 500/60R22.5 - T445453

Product code	Size	LI/SS	Reinforced code	TL/TT	Rim	Width (in)	Diameter (in)	Loaded static radius (in)	Rolling circumference (in)	Speed radius index	Pressure (psi)	Max. inflation pressure (psi)	Tread depth (1/32 in)
T445453	500/60R22.5	155D	SB	TL	AG16.00	20.1	46.1	20.5	141	550	58	58	21

LOAD CAPACITY FOR TRAILER, LB

Pressure (psi)	Mixed											
	5 mph	10 mph	12 mph	15 mph	17.5 mph	22.5 mph	25 mph	27.5 mph	30 mph	35 mph	37.5 mph	40 mph
12	5105	4905	4675	4475	4275	4080	3860	3660	3430	3230	3030	2835
17	6550	6295	6010	5745	5490	5235	4950	4695	4400	4145	3890	3640
23	7935	7630	7275	6965	6660	6350	5995	5690	5335	5025	4720	4410
29	8885	8545	8145	7805	7450	7110	6715	6370	5975	5635	5280	4940
35	10220	9820	9370	8975	8575	8180	7715	7320	6865	6470	6075	5675
41	11510	11055	10550	10095	9655	9205	8695	8245	7740	7285	6845	6395
46	12895	12400	11830	11320	10825	10320	9745	9250	8675	8170	7670	7165
52	14090	13535	12920	12370	11815	11265	10650	10095	9470	8920	8380	7825
58	15375	14780	14100	13505	12895	12300	11620	11025	10340	9745	9140	8545

WATER AND SALT BALLASTING

Tire volume 100%		Water filling 75%		Water/salt filling (75% / -30°C)				Total weight increase	
Litres	Gallons	Litres	Gallons	Water		Salt		kg	lbs
				Litres	Gallons	kg	lbs		
305	81	229	60	188	50	96	211	284	626

(CaCl₂, 75%, -30°C) Always use a tube when filled with water/salt.

TUBES AND VALVES

Tube product code T55096	Tube valve TR218A
Tubeless valve TR618A	

NOKIAN TYRES COUNTRY KING 560/45R22.5 - T445402

Product code	Size	LI/SS	Reinforced code	TL/TT	Rim	Width (in)	Diameter (in)	Loaded static radius (in)	Rolling circumference (in)	Speed radius index	Pressure (psi)	Max. inflation pressure (psi)	Tread depth (1/32 in)
T445402	560/45R22.5	152D	SB	TL	AG16.00	21.2	42.4	18.7	129.1	525	58	58	20

LOAD CAPACITY FOR TRAILER, LB

Pressure (psi)	Mixed											
	5 mph	10 mph	12 mph	15 mph	17.5 mph	22.5 mph	25 mph	27.5 mph	30 mph	35 mph	37.5 mph	40 mph
12	4685	4495	4290	4110	3925	3750	3540	3350	3155	2965	2790	2600
17	5950	5720	5455	5225	4995	4760	4495	4265	4000	3770	3540	3305
23	7340	7055	6735	6450	6160	5875	5545	5260	4940	4650	4365	4080
29	8180	7860	7495	7175	6855	6535	6175	5855	5500	5180	4860	4540
35	9370	9005	8585	8225	7860	7495	7075	6715	6295	5930	5565	5205
41	10815	10395	9910	9490	9070	8655	8170	7750	7265	6845	6425	6010
46	11905	11440	10915	10450	9985	9525	8995	8530	8005	7540	7075	6615
52	12895	12400	11830	11320	10825	10320	9745	9250	8675	8170	7670	7165
58	14090	13535	12920	12370	11815	11265	10650	10095	9470	8920	8380	7825

WATER AND SALT BALLASTING

Tire volume 100%		Water filling 75%		Water/salt filling (75% / -30°C)				Total weight increase	
Litres	Gallons	Litres	Gallons	Water		Salt		kg	lbs
				Litres	Gallons	kg	lbs		
265	70	199	53	163	43	83	183	246	542

(CaCl2, 75%, -30°C) Always use a tube when filled with water/salt.

TUBES AND VALVES

Tube product code T56435	Tube valve TR218A
Tubeless valve TR618A	

NOKIAN TYRES COUNTRY KING 560/60R22.5 - T445401

Product code	Size	LI/SS	Reinforced code	TL/TT	Rim	Permitted rims	Width (in)	Diameter (in)	Loaded static radius (in)	Rolling circumference (in)	Speed radius index	Pressure (psi)	Max. inflation pressure (psi)	Tread depth (1/32 in)
T445401	560/60R22.5	161D	SB	TL	AG16.00	AG18.00, AG20.00	22.3	48.7	21.9	148.2	600	58	58	23

LOAD CAPACITY FOR TRAILER, LB

Pressure (psi)	Mixed											
	5 mph	10 mph	12 mph	15 mph	17.5 mph	22.5 mph	25 mph	27.5 mph	30 mph	35 mph	37.5 mph	40 mph
12	6150	5910	5645	5400	5160	4915	4650	4410	4135	3890	3660	3415
17	7740	7440	7100	6790	6495	6195	5840	5545	5205	4905	4595	4300
23	9645	9270	8840	8465	8090	7715	7285	6910	6480	6105	5730	5355
29	10515	10110	9645	9225	8820	8410	7950	7540	7065	6660	6250	5840
35	12205	11730	11190	10715	10240	9765	9215	8740	8200	7725	7255	6780
41	13690	13160	12555	12015	11485	10955	10340	9810	9205	8675	8135	7605
46	15375	14780	14100	13505	12895	12300	11620	11025	10340	9745	9140	8545
52	16865	16215	15465	14805	14155	13490	12745	12090	11345	10680	10030	9370
58	18355	17635	16820	16115	15400	14685	13865	13150	12335	11630	10915	10195

WATER AND SALT BALLASTING

Tire volume 100%		Water filling 75%		Water/salt filling (75% / -30°C)				Total weight increase	
Litres	Gallons	Litres	Gallons	Water		Salt		kg	lbs
				Litres	Gallons	kg	lbs		
390	103	293	77	240	63	122	270	362	798

(CaCl2, 75%, -30°C) Always use a tube when filled with water/salt.

TUBES AND VALVES

Tube product code T55089	Tube valve TR218A
Tubeless valve TR618A	

NOKIAN TYRES COUNTRY KING 580/65R22.5 - T445405

Product code	Size	LI/SS	Reinforced code	TL/TT	Rim	Permitted rims	Width (in)	Diameter (in)	Loaded static radius (in)	Rolling circumference (in)	Speed radius index	Pressure (psi)	Max. inflation pressure (psi)	Tread depth (1/32 in)
T445405	580/65R22.5	166D	SB	TL	AG16.00	AG18.00	23	51.1	23.1	156.6	625	58	58	24

LOAD CAPACITY FOR TRAILER, LB

Pressure (psi)	Mixed											
	5 mph	10 mph	12 mph	15 mph	17.5 mph	22.5 mph	25 mph	27.5 mph	30 mph	35 mph	37.5 mph	40 mph
12	7145	6865	6550	6270	5995	5710	5400	5115	4805	4520	4245	3970
17	9125	8775	8365	8015	7660	7295	6900	6535	6140	5775	5425	5070
23	10815	10395	9910	9490	9070	8655	8170	7750	7265	6845	6425	6010
29	11905	11440	10915	10450	9985	9525	8995	8530	8005	7540	7075	6615
35	13690	13160	12555	12015	11485	10955	10340	9810	9205	8675	8135	7605
41	15875	15255	14550	13935	13315	12700	11995	11375	10670	10055	9435	8820
46	17360	16690	15915	15245	14560	13890	13120	12445	11675	11000	10320	9645
52	18850	18120	17285	16545	15820	15080	14240	13515	12675	11940	11210	10470
58	21030	20215	19280	18465	17650	16820	15895	15070	14145	13315	12500	11685

WATER AND SALT BALLASTING

Tire volume 100%		Water filling 75%		Water/salt filling (75% / -30°C)				Total weight increase	
Litres	Gallons	Litres	Gallons	Water		Salt		kg	lbs
				Litres	Gallons	kg	lbs		
450	119	338	89	277	73	141	311	418	922

(CaCl2, 75%, -30°C) Always use a tube when filled with water/salt.

TUBES AND VALVES

Tube product code T55089	Tube valve TR218A
Tubeless valve TR618A	

NOKIAN TYRES COUNTRY KING 600/50R22.5 - T445441

Product code	Size	LI/SS	Reinforced code	TL/TT	Rim	Width (in)	Diameter (in)	Loaded static radius (in)	Rolling circumference (in)	Speed radius index	Pressure (psi)	Max. inflation pressure (psi)	Tread depth (1/32 in)
T445441	600/50R22.5	159D	SB	TL	AG20.00	23.4	46.1	21	140.7	550	58	58	23

LOAD CAPACITY FOR TRAILER, LB

Pressure (psi)	Mixed											
	5 mph	10 mph	12 mph	15 mph	17.5 mph	22.5 mph	25 mph	27.5 mph	30 mph	35 mph	37.5 mph	40 mph
12	5755	5535	5280	5050	4830	4610	4345	4125	3870	3650	3415	3195
17	7340	7055	6735	6450	6160	5875	5545	5260	4940	4650	4365	4080
23	8885	8545	8145	7805	7450	7110	6715	6370	5975	5635	5280	4940
29	9920	9535	9095	8710	8320	7935	7495	7110	6670	6285	5895	5510
35	11510	11055	10550	10095	9655	9205	8695	8245	7740	7285	6845	6395
41	12895	12400	11830	11320	10825	10320	9745	9250	8675	8170	7670	7165
46	14485	13920	13285	12710	12145	11585	10945	10385	9735	9170	8610	8045
52	15875	15255	14550	13935	13315	12700	11995	11375	10670	10055	9435	8820
58	17360	16690	15915	15245	14560	13890	13120	12445	11675	11000	10320	9645

WATER AND SALT BALLASTING

Tire volume 100%		Water filling 75%		Water/salt filling (75% / -30°C)				Total weight increase	
Litres	Gallons	Litres	Gallons	Water		Salt		kg	lbs
				Litres	Gallons	kg	lbs		
370	98	278	73	228	60	116	256	344	758

(CaCl₂, 75%, -30°C) Always use a tube when filled with water/salt.

TUBES AND VALVES

Tube product code T55089	Tube valve TR218A
Tubeless valve TR618A	

NOKIAN TYRES COUNTRY KING 650/50R22.5 - T445407

Product code	Size	LI/SS	Reinforced code	TL/TT	Rim	Width (in)	Diameter (in)	Loaded static radius (in)	Rolling circumference (in)	Speed radius index	Pressure (psi)	Max. inflation pressure (psi)	Tread depth (1/32 in)
T445407	650/50R22.5	163D	SB	TL	AG20.00	25.4	48.6	22.2	149.2	575	58	58	23

LOAD CAPACITY FOR TRAILER, LB

Pressure (psi)	Mixed											
	5 mph	10 mph	12 mph	15 mph	17.5 mph	22.5 mph	25 mph	27.5 mph	30 mph	35 mph	37.5 mph	40 mph
12	6550	6295	6010	5745	5490	5235	4950	4695	4400	4145	3890	3640
17	8410	8090	7715	7385	7055	6735	6360	6030	5655	5325	5005	4675
23	10220	9820	9370	8975	8575	8180	7715	7320	6865	6470	6075	5675
29	11510	11055	10550	10095	9655	9205	8695	8245	7740	7285	6845	6395
35	12895	12400	11830	11320	10825	10320	9745	9250	8675	8170	7670	7165
41	14880	14310	13645	13060	12490	11905	11245	10670	10010	9425	8850	8265
46	16370	15730	15000	14375	13735	13095	12370	11730	11000	10375	9735	9095
52	17855	17165	16370	15675	14980	14285	13490	12800	12005	11310	10615	9920
58	19345	18595	17735	16985	16225	15475	14615	13865	13005	12260	11495	10750

WATER AND SALT BALLASTING

Tire volume 100%		Water filling 75%		Water/salt filling (75% / -30°C)				Total weight increase	
Litres	Gallons	Litres	Gallons	Water		Salt		kg	lbs
				Litres	Gallons	kg	lbs		
460	122	345	91	283	75	144	318	427	941

(CaCl2, 75%, -30°C) Always use a tube when filled with water/salt.

TUBES AND VALVES

Tube product code T55089	Tube valve TR218A
Tubeless valve TR618A	

NOKIAN TYRES COUNTRY KING 710/35R22.5 - T445542

Product code	Size	LI/SS	Reinforced code	TL/TT	Rim	Width (in)	Diameter (in)	Loaded static radius (in)	Rolling circumference (in)	Speed radius index	Pressure (psi)	Max. inflation pressure (psi)	Tread depth (1/32 in)
T445542	710/35R22.5	157D	SB	TL	AG24.00	27.4	42.1	19.1	127.9	525	58	58	28

LOAD CAPACITY FOR TRAILER, LB

Pressure (psi)	Mixed											
	5 mph	10 mph	12 mph	15 mph	17.5 mph	22.5 mph	25 mph	27.5 mph	30 mph	35 mph	37.5 mph	40 mph
12	5400	5190	4950	4740	4530	4320	4080	3870	3625	3415	3210	3000
17	6945	6680	6370	6095	5830	5555	5245	4980	4675	4400	4135	3860
23	8410	8090	7715	7385	7055	6735	6360	6030	5655	5325	5005	4675
29	9370	9005	8585	8225	7860	7495	7075	6715	6295	5930	5565	5205
35	10815	10395	9910	9490	9070	8655	8170	7750	7265	6845	6425	6010
41	12500	12015	11465	10970	10485	10000	9445	8960	8400	7915	7430	6945
46	13690	13160	12555	12015	11485	10955	10340	9810	9205	8675	8135	7605
52	14880	14310	13645	13060	12490	11905	11245	10670	10010	9425	8850	8265
58	16370	15730	15000	14375	13735	13095	12370	11730	11000	10375	9735	9095

WATER AND SALT BALLASTING

Tire volume 100%		Water filling 75%		Water/salt filling (75% / -30°C)				Total weight increase	
Litres	Gallons	Litres	Gallons	Water		Salt		kg	lbs
				Litres	Gallons	kg	lbs		
345	91	259	68	212	56	108	239	320	705

(CaCl₂, 75%, -30°C) Always use a tube when filled with water/salt.

TUBES AND VALVES

Tubeless valve TR618A

NOKIAN TYRES COUNTRY KING 710/45R22.5 - T445496

Product code	Size	LI/SS	Reinforced code	TL/TT	Rim	Width (in)	Diameter (in)	Loaded static radius (in)	Rolling circumference (in)	Speed radius index	Pressure (psi)	Max. inflation pressure (psi)	Tread depth (1/32 in)
T445496	710/45R22.5	165D	SB	TL	AG24.00	27.4	47.8	21.5	145.5	575	58	58	24

LOAD CAPACITY FOR TRAILER, LB

Pressure (psi)	Mixed											
	5 mph	10 mph	12 mph	15 mph	17.5 mph	22.5 mph	25 mph	27.5 mph	30 mph	35 mph	37.5 mph	40 mph
12	6745	6480	6185	5920	5655	5400	5095	4840	4530	4275	4010	3750
17	8655	8310	7925	7595	7255	6925	6535	6195	5820	5480	5150	4805
23	10515	10110	9645	9225	8820	8410	7950	7540	7065	6660	6250	5840
29	11905	11440	10915	10450	9985	9525	8995	8530	8005	7540	7075	6615
35	13690	13160	12555	12015	11485	10955	10340	9810	9205	8675	8135	7605
41	15375	14780	14100	13505	12895	12300	11620	11025	10340	9745	9140	8545
46	16865	16215	15465	14805	14155	13490	12745	12090	11345	10680	10030	9370
52	18850	18120	17285	16545	15820	15080	14240	13515	12675	11940	11210	10470
58	20435	19645	18740	17935	17140	16345	15445	14650	13735	12940	12145	11355

WATER AND SALT BALLASTING

Tire volume 100%		Water filling 75%		Water/salt filling (75% / -30°C)				Total weight increase	
Litres	Gallons	Litres	Gallons	Water		Salt		kg	lbs
				Litres	Gallons	kg	lbs		
565	149	424	112	348	92	177	391	525	1157

(CaCl2, 75%, -30°C) Always use a tube when filled with water/salt.

TUBES AND VALVES

Tube product code T55092	Tube valve TR218A
Tubeless valve TR618A	

NOKIAN TYRES COUNTRY KING 600/55R26.5 - T445653

Product code	Size	LI/SS	Reinforced code	TL/TT	Rim	Width (in)	Diameter (in)	Loaded static radius (in)	Rolling circumference (in)	Speed radius index	Pressure (psi)	Max. inflation pressure (psi)	Tread depth (1/32 in)
T445653	600/55R26.5	165D	SB	TL	AG20.00	23.7	52.6	23.8	160.3	625	58	58	28

LOAD CAPACITY FOR TRAILER, LB

Pressure (psi)	Mixed											
	5 mph	10 mph	12 mph	15 mph	17.5 mph	22.5 mph	25 mph	27.5 mph	30 mph	35 mph	37.5 mph	40 mph
12	6745	6480	6185	5920	5655	5400	5095	4840	4530	4275	4010	3750
17	8655	8310	7925	7595	7255	6925	6535	6195	5820	5480	5150	4805
23	10515	10110	9645	9225	8820	8410	7950	7540	7065	6660	6250	5840
29	11510	11055	10550	10095	9655	9205	8695	8245	7740	7285	6845	6395
35	13295	12775	12190	11675	11155	10635	10040	9525	8940	8420	7905	7385
41	15375	14780	14100	13505	12895	12300	11620	11025	10340	9745	9140	8545
46	16865	16215	15465	14805	14155	13490	12745	12090	11345	10680	10030	9370
52	18355	17635	16820	16115	15400	14685	13865	13150	12335	11630	10915	10195
58	20435	19645	18740	17935	17140	16345	15445	14650	13735	12940	12145	11355

WATER AND SALT BALLASTING

Tire volume 100%		Water filling 75%		Water/salt filling (75% / -30°C)				Total weight increase	
Litres	Gallons	Litres	Gallons	Water		Salt		kg	lbs
				Litres	Gallons	kg	lbs		
475	125	356	94	292	77	149	329	441	972

(CaCl2, 75%, -30°C) Always use a tube when filled with water/salt.

TUBES AND VALVES

Tube product code T55098	Tube valve TR218A
Tubeless valve TR618A	

NOKIAN TYRES COUNTRY KING 620/60R26.5 - T445404

Product code	Size	LI/SS	Reinforced code	TL/TT	Rim	Width (in)	Diameter (in)	Loaded static radius (in)	Rolling circumference (in)	Speed radius index	Pressure (psi)	Max. inflation pressure (psi)	Tread depth (1/32 in)
T445404	620/60R26.5	169D	SB	TL	AG20.00	24.9	55.2	25.2	168.9	675	58	58	25

LOAD CAPACITY FOR TRAILER, LB

Pressure (psi)	Mixed											
	5 mph	10 mph	12 mph	15 mph	17.5 mph	22.5 mph	25 mph	27.5 mph	30 mph	35 mph	37.5 mph	40 mph
12	7540	7240	6910	6615	6325	6030	5700	5400	5070	4775	4485	4190
17	9920	9535	9095	8710	8320	7935	7495	7110	6670	6285	5895	5510
23	11905	11440	10915	10450	9985	9525	8995	8530	8005	7540	7075	6615
29	13295	12775	12190	11675	11155	10635	10040	9525	8940	8420	7905	7385
35	15375	14780	14100	13505	12895	12300	11620	11025	10340	9745	9140	8545
41	17360	16690	15915	15245	14560	13890	13120	12445	11675	11000	10320	9645
46	19345	18595	17735	16985	16225	15475	14615	13865	13005	12260	11495	10750
52	21030	20215	19280	18465	17650	16820	15895	15070	14145	13315	12500	11685
58	23015	22125	21100	20205	19315	18410	17395	16490	15475	14575	13680	12785

WATER AND SALT BALLASTING

Tire volume 100%		Water filling 75%		Water/salt filling (75% / -30°C)				Total weight increase	
Litres	Gallons	Litres	Gallons	Water		Salt		kg	lbs
				Litres	Gallons	kg	lbs		
555	147	416	110	342	90	174	384	516	1138

(CaCl2, 75%, -30°C) Always use a tube when filled with water/salt.

TUBES AND VALVES

Tube product code T55098	Tube valve TR218A
Tubeless valve TR618A	

NOKIAN TYRES COUNTRY KING 650/65R26.5 - T445440

Product code	Size	LI/SS	Reinforced code	TL/TT	Rim	Width (in)	Diameter (in)	Loaded static radius (in)	Rolling circumference (in)	Speed radius index	Pressure (psi)	Max. inflation pressure (psi)	Tread depth (1/32 in)
T445440	650/65R26.5	174D	SB	TL	AG20.00	25.8	59.8	27.1	183.3	725	58	58	25

LOAD CAPACITY FOR TRAILER, LB

Pressure (psi)	Mixed											
	5 mph	10 mph	12 mph	15 mph	17.5 mph	22.5 mph	25 mph	27.5 mph	30 mph	35 mph	37.5 mph	40 mph
12	9125	8775	8365	8015	7660	7295	6900	6535	6140	5775	5425	5070
17	11510	11055	10550	10095	9655	9205	8695	8245	7740	7285	6845	6395
23	13690	13160	12555	12015	11485	10955	10340	9810	9205	8675	8135	7605
29	15375	14780	14100	13505	12895	12300	11620	11025	10340	9745	9140	8545
35	17855	17165	16370	15675	14980	14285	13490	12800	12005	11310	10615	9920
41	20435	19645	18740	17935	17140	16345	15445	14650	13735	12940	12145	11355
46	22225	21365	20370	19510	18640	17780	16790	15930	14935	14075	13205	12345
52	24405	23455	22375	21420	20470	19520	18440	17495	16400	15455	14505	13560
58	26590	25550	24370	23335	22300	21275	20085	19060	17870	16845	15805	14770

WATER AND SALT BALLASTING

Tire volume 100%		Water filling 75%		Water/salt filling (75% / -30°C)				Total weight increase	
Litres	Gallons	Litres	Gallons	Water		Salt		kg	lbs
				Litres	Gallons	kg	lbs		
723	191	542	143	445	118	227	500	672	1482

(CaCl₂, 75%, -30°C) Always use a tube when filled with water/salt.

TUBES AND VALVES

Tube product code T55102	Tube valve TR218A
Tubeless valve TR618A	

NOKIAN TYRES COUNTRY KING 710/50R26.5 - T445406

Product code	Size	LI/SS	Reinforced code	TL/TT	Rim	Width (in)	Diameter (in)	Loaded static radius (in)	Rolling circumference (in)	Speed radius index	Pressure (psi)	Max. inflation pressure (psi)	Tread depth (1/32 in)
T445406	710/50R26.5	170D	SB	TL	AG24.00	29.1	55.3	25.4	169.4	650	58	58	26

LOAD CAPACITY FOR TRAILER, LB

Pressure (psi)	Mixed											
	5 mph	10 mph	12 mph	15 mph	17.5 mph	22.5 mph	25 mph	27.5 mph	30 mph	35 mph	37.5 mph	40 mph
12	7935	7630	7275	6965	6660	6350	5995	5690	5335	5025	4720	4410
17	10220	9820	9370	8975	8575	8180	7715	7320	6865	6470	6075	5675
23	12500	12015	11465	10970	10485	10000	9445	8960	8400	7915	7430	6945
29	14090	13535	12920	12370	11815	11265	10650	10095	9470	8920	8380	7825
35	15875	15255	14550	13935	13315	12700	11995	11375	10670	10055	9435	8820
41	18355	17635	16820	16115	15400	14685	13865	13150	12335	11630	10915	10195
46	19840	19070	18190	17415	16645	15875	14990	14220	13340	12565	11795	11025
52	22225	21365	20370	19510	18640	17780	16790	15930	14935	14075	13205	12345
58	24405	23455	22375	21420	20470	19520	18440	17495	16400	15455	14505	13560

WATER AND SALT BALLASTING

Tire volume 100%		Water filling 75%		Water/salt filling (75% / -30°C)				Total weight increase	
Litres	Gallons	Litres	Gallons	Water		Salt		kg	lbs
				Litres	Gallons	kg	lbs		
655	173	491	130	403	106	205	453	608	1340

(CaCl2, 75%, -30°C) Always use a tube when filled with water/salt.

TUBES AND VALVES

Tube product code T55102	Tube valve TR218A
Tubeless valve TR618A	

NOKIAN TYRES COUNTRY KING 800/45R26.5 - T445600

Product code	Size	LI/SS	Reinforced code	TL/TT	Rim	Permitted rims	Width (in)	Diameter (in)	Loaded static radius (in)	Rolling circumference (in)	Speed radius index	Pressure (psi)	Max. inflation pressure (psi)	Tread depth (1/32 in)
T445600	800/45R26.5	174D	SB	TL	26.00VF	AG24.00, AG28.00	30.3	54.9	24.5	166.9	675	58	58	33

LOAD CAPACITY FOR TRAILER, LB

Pressure (psi)	Mixed											
	5 mph	10 mph	12 mph	15 mph	17.5 mph	22.5 mph	25 mph	27.5 mph	30 mph	35 mph	37.5 mph	40 mph
12	8655	8310	7925	7595	7255	6925	6535	6195	5820	5480	5150	4805
17	11110	10680	10185	9755	9325	8885	8400	7960	7475	7035	6605	6175
23	13690	13160	12555	12015	11485	10955	10340	9810	9205	8675	8135	7605
29	15375	14780	14100	13505	12895	12300	11620	11025	10340	9745	9140	8545
35	17855	17165	16370	15675	14980	14285	13490	12800	12005	11310	10615	9920
41	19840	19070	18190	17415	16645	15875	14990	14220	13340	12565	11795	11025
46	22225	21365	20370	19510	18640	17780	16790	15930	14935	14075	13205	12345
52	24405	23455	22375	21420	20470	19520	18440	17495	16400	15455	14505	13560
58	26590	25550	24370	23335	22300	21275	20085	19060	17870	16845	15805	14770

WATER AND SALT BALLASTING

Tire volume 100%		Water filling 75%		Water/salt filling (75% / -30°C)				Total weight increase	
Litres	Gallons	Litres	Gallons	Water		Salt		kg	lbs
				Litres	Gallons	kg	lbs		
727	192	545	144	447	118	228	503	675	1488

(CaCl₂, 75%, -30°C) Always use a tube when filled with water/salt.

TUBES AND VALVES

Tube product code T55102	Tube valve TR218A
Tubeless valve TR618A	

NOKIAN TYRES COUNTRY KING 650/65R30.5 - T445611

Product code	Size	LI/SS	Reinforced code	TL/TT	Rim	Width (in)	Diameter (in)	Loaded static radius (in)	Rolling circumference (in)	Speed radius index	Pressure (psi)	Max. inflation pressure (psi)	Tread depth (1/32 in)
T445611	650/65R30.5	176D	SB	TL	AG20.00	25.5	63.9	29	195.6	775	58	58	33

LOAD CAPACITY FOR TRAILER, LB

Pressure (psi)	Mixed											
	5 mph	10 mph	12 mph	15 mph	17.5 mph	22.5 mph	25 mph	27.5 mph	30 mph	35 mph	37.5 mph	40 mph
12	9645	9270	8840	8465	8090	7715	7285	6910	6480	6105	5730	5355
17	12500	12015	11465	10970	10485	10000	9445	8960	8400	7915	7430	6945
23	14880	14310	13645	13060	12490	11905	11245	10670	10010	9425	8850	8265
29	16370	15730	15000	14375	13735	13095	12370	11730	11000	10375	9735	9095
35	18850	18120	17285	16545	15820	15080	14240	13515	12675	11940	11210	10470
41	21625	20790	19830	18980	18145	17305	16335	15500	14540	13700	12855	12015
46	23810	22885	21825	20900	19975	19050	17990	17065	16005	15080	14155	13230
52	25795	24790	23645	22640	21640	20635	19490	18485	17340	16335	15335	14330
58	28175	27085	25825	24735	23635	22540	21285	20195	18940	17845	16745	15655

WATER AND SALT BALLASTING

Tire volume 100%		Water filling 75%		Water/salt filling (75% / -30°C)				Total weight increase	
Litres	Gallons	Litres	Gallons	Water		Salt		kg	lbs
				Litres	Gallons	kg	lbs		
799	211	599	158	492	130	251	553	743	1638

(CaCl₂, 75%, -30°C) Always use a tube when filled with water/salt.

TUBES AND VALVES

Tubeless valve TR618A

NOKIAN TYRES COUNTRY KING 750/60R30.5 - T445610

Product code	Size	LI/SS	Reinforced code	TL/TT	Rim	Width (in)	Diameter (in)	Loaded static radius (in)	Rolling circumference (in)	Speed radius index	Pressure (psi)	Max. inflation pressure (psi)	Tread depth (1/32 in)
T445610	750/60R30.5	181D	SB	TL	AG24.00	29.9	66.1	29.8	202.5	800	58	58	33

LOAD CAPACITY FOR TRAILER, LB

Pressure (psi)	Mixed											
	5 mph	10 mph	12 mph	15 mph	17.5 mph	22.5 mph	25 mph	27.5 mph	30 mph	35 mph	37.5 mph	40 mph
12	10815	10395	9910	9490	9070	8655	8170	7750	7265	6845	6425	6010
17	14090	13535	12920	12370	11815	11265	10650	10095	9470	8920	8380	7825
23	17360	16690	15915	15245	14560	13890	13120	12445	11675	11000	10320	9645
29	18850	18120	17285	16545	15820	15080	14240	13515	12675	11940	11210	10470
35	22225	21365	20370	19510	18640	17780	16790	15930	14935	14075	13205	12345
41	25000	24030	22915	21945	20975	19995	18895	17915	16810	15830	14860	13890
46	27380	26310	25100	24030	22970	21905	20690	19620	18410	17340	16280	15210
52	29760	28605	27280	26125	24965	23810	22485	21330	20005	18850	17690	16535
58	32740	31470	30015	28735	27470	26190	24735	23470	22015	20735	19465	18190

WATER AND SALT BALLASTING

Tire volume 100%		Water filling 75%		Water/salt filling (75% / -30°C)				Total weight increase	
Litres	Gallons	Litres	Gallons	Water		Salt		kg	lbs
				Litres	Gallons	kg	lbs		
1050	277	788	208	646	171	329	726	975	2150

(CaCl₂, 75%, -30°C) Always use a tube when filled with water/salt.

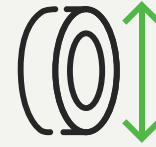
TUBES AND VALVES

Tubeless valve TR618A

NOKIAN TYRES CT

EARTHMOVING GRADE RADIAL FLOTATION TIRE FOR HEAVY TRANSPORTATIONS

- Exceptional mileage provided by dense and thick heavy-duty block pattern.
- Special puncture damage resistance with three layers of steel reinforcements in the tread area.
- Stable load-bearing provided by the extra-strength multilayer construction.



AVAILABLE SIZES

- 560/60R22.5 - T445626
- 600/50R22.5 - T445627
- 600/55R26.5 - T445782
- 650/55R26.5 - T445556
- 600/60R30.5 - T445629

NOKIAN TYRES CT

ALL SIZES

Product code	Size	LI/SS	Reinforced code	TL/TT	Rim	Permitted rims	Width (in)	Diameter (in)	Loaded static radius (in)	Rolling circumference (in)	Speed radius index	Pressure (psi)	Max. inflation pressure (psi)	Tread depth (1/32 in)	Load capacity for Mixed, lb					
															Speed (mph)					
															25	27.5	30	35	37.5	40
T445626	560/60R22.5	165D	SB	TL	AG18.00	AG 16.00	22	49	21.9	150	600	73	73	28	15445	14650	13735	12940	12145	11355
T445627	600/50R22.5	163D	SB	TL	AG20.00		23.5	46.2	20.8	140.7	550	73	73	28	14615	13865	13005	12260	11495	10750
T445782	600/55R26.5	173D	SB	TL	AG20.00		23.7	52.6	24.1	161.3	625	87	87	30	19490	18485	17340	16335	15335	14330
T445556	650/55R26.5	177D	SB	TL	AG20.00	AG22.00	24.9	54.7	25	167.9	725	87	87	34	21890	20755	19480	18340	17220	16095
T445629	600/60R30.5	173D	SB	TL	AG20.00		23.9	58.9	26.8	179.9	725	73	73	33	19490	18485	17340	16335	15335	14330

NOKIAN TYRES CT 560/60R22.5 - T445626

Product code	Size	LI/SS	Reinforced code	TL/TT	Rim	Permitted rims	Width (in)	Diameter (in)	Loaded static radius (in)	Rolling circumference (in)	Speed radius index	Pressure (psi)	Max. inflation pressure (psi)	Tread depth (1/32 in)
T445626	560/60R22.5	165D	SB	TL	AG18.00	AG 16.00	22	49	21.9	150	600	73	73	28

LOAD CAPACITY FOR TRAILER, LB

Pressure (psi)	Mixed											
	5 mph	10 mph	12 mph	15 mph	17.5 mph	22.5 mph	25 mph	27.5 mph	30 mph	35 mph	37.5 mph	40 mph
12	6150	5910	5645	5400	5160	4915	4650	4410	4135	3890	3660	3415
17	7740	7440	7100	6790	6495	6195	5840	5545	5205	4905	4595	4300
23	9645	9270	8840	8465	8090	7715	7285	6910	6480	6105	5730	5355
29	10515	10110	9645	9225	8820	8410	7950	7540	7065	6660	6250	5840
35	12205	11730	11190	10715	10240	9765	9215	8740	8200	7725	7255	6780
41	13690	13160	12555	12015	11485	10955	10340	9810	9205	8675	8135	7605
46	15375	14780	14100	13505	12895	12300	11620	11025	10340	9745	9140	8545
52	16865	16215	15465	14805	14155	13490	12745	12090	11345	10680	10030	9370
58	18355	17635	16820	16115	15400	14685	13865	13150	12335	11630	10915	10195
65	19345	18595	17735	16985	16225	15475	14615	13865	13005	12260	11495	10750
73	20435	19645	18740	17935	17140	16345	15445	14650	13735	12940	12145	11355

WATER AND SALT BALLASTING

Tire volume 100%		Water filling 75%		Water/salt filling (75% / -30°C)				Total weight increase	
Litres	Gallons	Litres	Gallons	Water		Salt		kg	lbs
				Litres	Gallons	kg	lbs		
390	103	293	77	240	63	122	270	362	798

(CaCl₂, 75%, -30°C) Always use a tube when filled with water/salt.

TUBES AND VALVES

Tube product code	Tube valve
T55098	TR218A
Tubeless valve	
TR618A	

NOKIAN TYRES CT 600/50R22.5 - T445627

Product code	Size	LI/SS	Reinforced code	TL/TT	Rim	Width (in)	Diameter (in)	Loaded static radius (in)	Rolling circumference (in)	Speed radius index	Pressure (psi)	Max. inflation pressure (psi)	Tread depth (1/32 in)
T445627	600/50R22.5	163D	SB	TL	AG20.00	23.5	46.2	20.8	140.7	550	73	73	28

LOAD CAPACITY FOR TRAILER, LB

Pressure (psi)	Mixed											
	5 mph	10 mph	12 mph	15 mph	17.5 mph	22.5 mph	25 mph	27.5 mph	30 mph	35 mph	37.5 mph	40 mph
12	5755	5535	5280	5050	4830	4610	4345	4125	3870	3650	3415	3195
17	7340	7055	6735	6450	6160	5875	5545	5260	4940	4650	4365	4080
23	8885	8545	8145	7805	7450	7110	6715	6370	5975	5635	5280	4940
29	9920	9535	9095	8710	8320	7935	7495	7110	6670	6285	5895	5510
35	11510	11055	10550	10095	9655	9205	8695	8245	7740	7285	6845	6395
41	12895	12400	11830	11320	10825	10320	9745	9250	8675	8170	7670	7165
46	14485	13920	13285	12710	12145	11585	10945	10385	9735	9170	8610	8045
52	15875	15255	14550	13935	13315	12700	11995	11375	10670	10055	9435	8820
58	17360	16690	15915	15245	14560	13890	13120	12445	11675	11000	10320	9645
65	18355	17635	16820	16115	15400	14685	13865	13150	12335	11630	10915	10195
73	19345	18595	17735	16985	16225	15475	14615	13865	13005	12260	11495	10750

WATER AND SALT BALLASTING

Tire volume 100%		Water filling 75%		Water/salt filling (75% / -30°C)				Total weight increase	
Litres	Gallons	Litres	Gallons	Water		Salt		kg	lbs
				Litres	Gallons	kg	lbs		
370	98	278	73	228	60	116	256	344	758

(CaCl2, 75%, -30°C) Always use a tube when filled with water/salt.

TUBES AND VALVES

Tube product code T55089	Tube valve TR218A
Tubeless valve TR618A	

NOKIAN TYRES CT 600/55R26.5 - T445782

Product code	Size	LI/SS	Reinforced code	TL/TT	Rim	Width (in)	Diameter (in)	Loaded static radius (in)	Rolling circumference (in)	Speed radius index	Pressure (psi)	Max. inflation pressure (psi)	Tread depth (1/32 in)
T445782	600/55R26.5	173D	SB	TL	AG20.00	23.7	52.6	24.1	161.3	625	87	87	30

LOAD CAPACITY FOR TRAILER, LB

Pressure (psi)	Mixed											
	5 mph	10 mph	12 mph	15 mph	17.5 mph	22.5 mph	25 mph	27.5 mph	30 mph	35 mph	37.5 mph	40 mph
12	6745	6480	6185	5920	5655	5400	5095	4840	4530	4275	4010	3750
17	8655	8310	7925	7595	7255	6925	6535	6195	5820	5480	5150	4805
23	10515	10110	9645	9225	8820	8410	7950	7540	7065	6660	6250	5840
29	11510	11055	10550	10095	9655	9205	8695	8245	7740	7285	6845	6395
35	13295	12775	12190	11675	11155	10635	10040	9525	8940	8420	7905	7385
41	15375	14780	14100	13505	12895	12300	11620	11025	10340	9745	9140	8545
46	16865	16215	15465	14805	14155	13490	12745	12090	11345	10680	10030	9370
52	18355	17635	16820	16115	15400	14685	13865	13150	12335	11630	10915	10195
58	20435	19645	18740	17935	17140	16345	15445	14650	13735	12940	12145	11355
65	21625	20790	19830	18980	18145	17305	16335	15500	14540	13700	12855	12015
73	23015	22125	21100	20205	19315	18410	17395	16490	15475	14575	13680	12785
80	24405	23455	22375	21420	20470	19520	18440	17495	16400	15455	14505	13560
87	25795	24790	23645	22640	21640	20635	19490	18485	17340	16335	15335	14330

WATER AND SALT BALLASTING

Tire volume 100%		Water filling 75%		Water/salt filling (75% / -30°C)				Total weight increase	
Litres	Gallons	Litres	Gallons	Water		Salt		kg	lbs
				Litres	Gallons	kg	lbs		
475	125	356	94	292	77	149	329	441	972

(CaCl2, 75%, -30°C) Always use a tube when filled with water/salt.

TUBES AND VALVES

Tube product code T55098	Tube valve TR218A
Tubeless valve TR618A	

NOKIAN TYRES CT 650/55R26.5 - T445556

Product code	Size	LI/SS	Reinforced code	TL/TT	Rim	Permitted rims	Width (in)	Diameter (in)	Loaded static radius (in)	Rolling circumference (in)	Speed radius index	Pressure (psi)	Max. inflation pressure (psi)	Tread depth (1/32 in)
T445556	650/55R26.5	177D	SB	TL	AG20.00	AG22.00	24.9	54.7	25	167.9	725	87	87	34

LOAD CAPACITY FOR TRAILER, LB

Pressure (psi)	Mixed											
	5 mph	10 mph	12 mph	15 mph	17.5 mph	22.5 mph	25 mph	27.5 mph	30 mph	35 mph	37.5 mph	40 mph
12	7540	7240	6910	6615	6325	6030	5700	5400	5070	4775	4485	4190
17	9645	9270	8840	8465	8090	7715	7285	6910	6480	6105	5730	5355
23	11905	11440	10915	10450	9985	9525	8995	8530	8005	7540	7075	6615
29	13295	12775	12190	11675	11155	10635	10040	9525	8940	8420	7905	7385
35	15375	14780	14100	13505	12895	12300	11620	11025	10340	9745	9140	8545
41	17360	16690	15915	15245	14560	13890	13120	12445	11675	11000	10320	9645
46	18850	18120	17285	16545	15820	15080	14240	13515	12675	11940	11210	10470
52	21030	20215	19280	18465	17650	16820	15895	15070	14145	13315	12500	11685
58	23015	22125	21100	20205	19315	18410	17395	16490	15475	14575	13680	12785
65	24405	23455	22375	21420	20470	19520	18440	17495	16400	15455	14505	13560
73	25795	24790	23645	22640	21640	20635	19490	18485	17340	16335	15335	14330
80	27380	26310	25100	24030	22970	21905	20690	19620	18410	17340	16280	15210
87	28970	27845	26555	25430	24305	23170	21890	20755	19480	18340	17220	16095

WATER AND SALT BALLASTING

Tire volume 100%		Water filling 75%		Water/salt filling (75% / -30°C)				Total weight increase	
Litres	Gallons	Litres	Gallons	Water		Salt		kg	lbs
				Litres	Gallons	kg	lbs		
530	140	398	105	326	86	166	367	492	1085

(CaCl2, 75%, -30°C) Always use a tube when filled with water/salt.

TUBES AND VALVES

Tube product code T55098	Tube valve TR218A
Tubeless valve TR618A	

NOKIAN TYRES CT 600/60R30.5 - T445629

Product code	Size	LI/SS	Reinforced code	TL/TT	Rim	Width (in)	Diameter (in)	Loaded static radius (in)	Rolling circumference (in)	Speed radius index	Pressure (psi)	Max. inflation pressure (psi)	Tread depth (1/32 in)
T445629	600/60R30.5	173D	SB	TL	AG20.00	23.9	58.9	26.8	179.9	725	73	73	33

LOAD CAPACITY FOR TRAILER, LB

Pressure (psi)	Mixed											
	5 mph	10 mph	12 mph	15 mph	17.5 mph	22.5 mph	25 mph	27.5 mph	30 mph	35 mph	37.5 mph	40 mph
12	7740	7440	7100	6790	6495	6195	5840	5545	5205	4905	4595	4300
17	9920	9535	9095	8710	8320	7935	7495	7110	6670	6285	5895	5510
23	12205	11730	11190	10715	10240	9765	9215	8740	8200	7725	7255	6780
29	13295	12775	12190	11675	11155	10635	10040	9525	8940	8420	7905	7385
35	15375	14780	14100	13505	12895	12300	11620	11025	10340	9745	9140	8545
41	17360	16690	15915	15245	14560	13890	13120	12445	11675	11000	10320	9645
46	19345	18595	17735	16985	16225	15475	14615	13865	13005	12260	11495	10750
52	21030	20215	19280	18465	17650	16820	15895	15070	14145	13315	12500	11685
58	23015	22125	21100	20205	19315	18410	17395	16490	15475	14575	13680	12785
65	25000	24030	22915	21945	20975	19995	18895	17915	16810	15830	14860	13890
73	25795	24790	23645	22640	21640	20635	19490	18485	17340	16335	15335	14330

WATER AND SALT BALLASTING

Tire volume 100%		Water filling 75%		Water/salt filling (75% / -30°C)				Total weight increase	
Litres	Gallons	Litres	Gallons	Water		Salt		kg	lbs
				Litres	Gallons	kg	lbs		
560	148	420	111	345	91	176	387	521	1149

(CaCl₂, 75%, -30°C) Always use a tube when filled with water/salt.

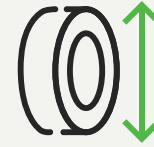
TUBES AND VALVES

Tube product code T55098	Tube valve TR218A
Tubeless valve TR618A	

NOKIAN TYRES ELS

RADIAL TRACTION FLOTATION TIRE FOR AGRICULTURAL OPERATIONS IN CHALLENGING SOIL CONDITIONS

- Reliable grip due to open, well cleaning traction pattern.
- Soil and crop damage prevention with large pattern contact and rounded shoulder design.
- Directional stability and controlled handling performance with high strength steel belted construction.



AVAILABLE SIZES

- 600/50R22.5 - T445292
- 600/50R22.5 - T445708
- 710/45R22.5 - T445659
- 600/55R26.5 - T445146
- 600/55R26.5 - T445654
- 650/65R26.5 - T445465
- 700/50R26.5 - T445641
- 750/55R26.5 - T445601
- 850/50R30.5 - T445499
- 710/55R34 - T445470
- 800/50R34 - T445469
- 800/60R34 - T445500

NOKIAN TYRES ELS

ALL SIZES

Product code	Size	LI/SS	Reinforced code	TL/TT	Rim	Permitted rims	Width (in)	Diameter (in)	Loaded static radius (in)	Rolling circumference (in)	Speed radius index	Pressure (psi)	Max. inflation pressure (psi)	Tread depth (1/32 in)	Load capacity for Mixed, lb					
															Speed (mph)					
															25	27.5	30	35	37.5	40
T445292	600/50R22.5	156D		TL	AG20.00	20.00	24.6	46.1	20.9	140.3	550	52	52	24	11995	11375	10670	10055	9435	8820
T445708	600/50R22.5	159D	SB	TL	AG20.00		23.6	45.8	20.6	140	550	58	58	24	13120	12445	11675	11000	10320	9645
T445659	710/45R22.5	165D	SB	TL	AG24.00		27.2	47.4	21.2	144.8	575	58	58	25	15445	14650	13735	12940	12145	11355
T445146	600/55R26.5	158D		TL	AG20.00	20.00	24.6	52.5	23.7	159.1	625	46	46	28	12745	12090	11345	10680	10030	9370
T445654	600/55R26.5	165D	SB	TL	AG20.00		23.4	52.3	23.5	160.3	625	58	58	28	15445	14650	13735	12940	12145	11355
T445465	650/65R26.5	174D	SB	TL	AG20.00		25.4	59.6	26.8	181.8	725	58	58	30	20085	19060	17870	16845	15805	14770
T445641	700/50R26.5	170D	SB	TL	AG24.00	AG20.00	27	53.9	24.2	165.3	650	58	58	28	17990	17065	16005	15080	14155	13230
T445601	750/55R26.5	177D	SB	TL	AG24.00		29.1	58.8	26.4	179.3	700	58	58	30	21890	20755	19480	18340	17220	16095
T445499	850/50R30.5	182D	SB	TL	AG28.00	AG27.00, AG30.00	34.7	64	28.9	194.3	775	58	58	34	25485	24175	22675	21365	20050	18740
T445470	710/55R34	177D	SB	TL	DW24B	DW20B, DW23B	27.8	64.6	29.4	196.7	775	58	58	33	21890	20755	19480	18340	17220	16095
T445469	800/50R34	181D	SB	TL	DW25B	DW23B, DW24B, DW28B	31.1	64.5	29.2	196.4	800	58	58	33	24735	23470	22015	20735	19465	18190
T445500	800/60R34	186D	SB	TL	DW25B	DW24B, DW28B	31.5	71.4	32	218.2	875	58	58	38	28485	27020	25340	23875	22410	20945

NOKIAN TYRES ELS 600/50R22.5 - T445292

Product code	Size	LI/SS	TL/TT	Rim	Permitted rims	Width (in)	Diameter (in)	Loaded static radius (in)	Rolling circumference (in)	Speed radius index	Pressure (psi)	Max. inflation pressure (psi)	Tread depth (1/32 in)
T445292	600/50R22.5	156D	TL	AG20.00	20.00	24.6	46.1	20.9	140.3	550	52	52	24

LOAD CAPACITY FOR TRAILER, LB

Pressure (psi)	Mixed											
	5 mph	10 mph	12 mph	15 mph	17.5 mph	22.5 mph	25 mph	27.5 mph	30 mph	35 mph	37.5 mph	40 mph
12	5755	5535	5280	5050	4830	4610	4345	4125	3870	3650	3415	3195
17	7340	7055	6735	6450	6160	5875	5545	5260	4940	4650	4365	4080
23	8885	8545	8145	7805	7450	7110	6715	6370	5975	5635	5280	4940
29	9920	9535	9095	8710	8320	7935	7495	7110	6670	6285	5895	5510
35	11510	11055	10550	10095	9655	9205	8695	8245	7740	7285	6845	6395
41	12895	12400	11830	11320	10825	10320	9745	9250	8675	8170	7670	7165
46	14485	13920	13285	12710	12145	11585	10945	10385	9735	9170	8610	8045
52	15875	15255	14550	13935	13315	12700	11995	11375	10670	10055	9435	8820

WATER AND SALT BALLASTING

Tire volume 100%		Water filling 75%		Water/salt filling (75% / -30°C)				Total weight increase	
Litres	Gallons	Litres	Gallons	Water		Salt		kg	lbs
				Litres	Gallons	kg	lbs		
0	0	0	0	0	0	0	0	0	0

(CaCl2, 75%, -30°C) Always use a tube when filled with water/salt.

NOKIAN TYRES ELS 600/50R22.5 - T445708

Product code	Size	LI/SS	Reinforced code	TL/TT	Rim	Width (in)	Diameter (in)	Loaded static radius (in)	Rolling circumference (in)	Speed radius index	Pressure (psi)	Max. inflation pressure (psi)	Tread depth (1/32 in)
T445708	600/50R22.5	159D	SB	TL	AG20.00	23.6	45.8	20.6	140	550	58	58	24

LOAD CAPACITY FOR TRAILER, LB

Pressure (psi)	Mixed											
	5 mph	10 mph	12 mph	15 mph	17.5 mph	22.5 mph	25 mph	27.5 mph	30 mph	35 mph	37.5 mph	40 mph
12	5755	5535	5280	5050	4830	4610	4345	4125	3870	3650	3415	3195
17	7340	7055	6735	6450	6160	5875	5545	5260	4940	4650	4365	4080
23	8885	8545	8145	7805	7450	7110	6715	6370	5975	5635	5280	4940
29	9920	9535	9095	8710	8320	7935	7495	7110	6670	6285	5895	5510
35	11510	11055	10550	10095	9655	9205	8695	8245	7740	7285	6845	6395
41	12895	12400	11830	11320	10825	10320	9745	9250	8675	8170	7670	7165
46	14485	13920	13285	12710	12145	11585	10945	10385	9735	9170	8610	8045
52	15875	15255	14550	13935	13315	12700	11995	11375	10670	10055	9435	8820
58	17360	16690	15915	15245	14560	13890	13120	12445	11675	11000	10320	9645

WATER AND SALT BALLASTING

Tire volume 100%		Water filling 75%		Water/salt filling (75% / -30°C)				Total weight increase	
Litres	Gallons	Litres	Gallons	Water		Salt		kg	lbs
				Litres	Gallons	kg	lbs		
359	95	269	71	221	58	113	248	334	736

(CaCl2, 75%, -30°C) Always use a tube when filled with water/salt.

TUBES AND VALVES

Tube product code T55089	Tube valve TR218A
Tubeless valve TR618A	

NOKIAN TYRES ELS 710/45R22.5 - T445659

Product code	Size	LI/SS	Reinforced code	TL/TT	Rim	Width (in)	Diameter (in)	Loaded static radius (in)	Rolling circumference (in)	Speed radius index	Pressure (psi)	Max. inflation pressure (psi)	Tread depth (1/32 in)
T445659	710/45R22.5	165D	SB	TL	AG24.00	27.2	47.4	21.2	144.8	575	58	58	25

LOAD CAPACITY FOR TRAILER, LB

Pressure (psi)	Mixed											
	5 mph	10 mph	12 mph	15 mph	17.5 mph	22.5 mph	25 mph	27.5 mph	30 mph	35 mph	37.5 mph	40 mph
12	6745	6480	6185	5920	5655	5400	5095	4840	4530	4275	4010	3750
17	8655	8310	7925	7595	7255	6925	6535	6195	5820	5480	5150	4805
23	10515	10110	9645	9225	8820	8410	7950	7540	7065	6660	6250	5840
29	11905	11440	10915	10450	9985	9525	8995	8530	8005	7540	7075	6615
35	13690	13160	12555	12015	11485	10955	10340	9810	9205	8675	8135	7605
41	15375	14780	14100	13505	12895	12300	11620	11025	10340	9745	9140	8545
46	16865	16215	15465	14805	14155	13490	12745	12090	11345	10680	10030	9370
52	18850	18120	17285	16545	15820	15080	14240	13515	12675	11940	11210	10470
58	20435	19645	18740	17935	17140	16345	15445	14650	13735	12940	12145	11355

WATER AND SALT BALLASTING

Tire volume 100%		Water filling 75%		Water/salt filling (75% / -30°C)				Total weight increase	
Litres	Gallons	Litres	Gallons	Water		Salt		kg	lbs
				Litres	Gallons	kg	lbs		
465	123	349	92	286	76	146	322	432	952

(CaCl2, 75%, -30°C) Always use a tube when filled with water/salt.

TUBES AND VALVES

Tube product code T55092	Tube valve TR218A
Tubeless valve TR618A	

NOKIAN TYRES ELS 600/55R26.5 - T445146

Product code	Size	LI/SS	TL/TT	Rim	Permitted rims	Width (in)	Diameter (in)	Loaded static radius (in)	Rolling circumference (in)	Speed radius index	Pressure (psi)	Max. inflation pressure (psi)	Tread depth (1/32 in)
T445146	600/55R26.5	158D	TL	AG20.00	20.00	24.6	52.5	23.7	159.1	625	46	46	28

LOAD CAPACITY FOR TRAILER, LB

Pressure (psi)	Mixed											
	5 mph	10 mph	12 mph	15 mph	17.5 mph	22.5 mph	25 mph	27.5 mph	30 mph	35 mph	37.5 mph	40 mph
12	6745	6480	6185	5920	5655	5400	5095	4840	4530	4275	4010	3750
17	8655	8310	7925	7595	7255	6925	6535	6195	5820	5480	5150	4805
23	10515	10110	9645	9225	8820	8410	7950	7540	7065	6660	6250	5840
29	11510	11055	10550	10095	9655	9205	8695	8245	7740	7285	6845	6395
35	13295	12775	12190	11675	11155	10635	10040	9525	8940	8420	7905	7385
41	15375	14780	14100	13505	12895	12300	11620	11025	10340	9745	9140	8545
46	16865	16215	15465	14805	14155	13490	12745	12090	11345	10680	10030	9370

WATER AND SALT BALLASTING

Tire volume 100%		Water filling 75%		Water/salt filling (75% / -30°C)				Total weight increase	
Litres	Gallons	Litres	Gallons	Water		Salt		kg	lbs
				Litres	Gallons	kg	lbs		
0	0	0	0	0	0	0	0	0	0

(CaCl₂, 75%, -30°C) Always use a tube when filled with water/salt.

NOKIAN TYRES ELS 600/55R26.5 - T445654

Product code	Size	LI/SS	Reinforced code	TL/TT	Rim	Width (in)	Diameter (in)	Loaded static radius (in)	Rolling circumference (in)	Speed radius index	Pressure (psi)	Max. inflation pressure (psi)	Tread depth (1/32 in)
T445654	600/55R26.5	165D	SB	TL	AG20.00	23.4	52.3	23.5	160.3	625	58	58	28

LOAD CAPACITY FOR TRAILER, LB

Pressure (psi)	Mixed											
	5 mph	10 mph	12 mph	15 mph	17.5 mph	22.5 mph	25 mph	27.5 mph	30 mph	35 mph	37.5 mph	40 mph
12	6745	6480	6185	5920	5655	5400	5095	4840	4530	4275	4010	3750
17	8655	8310	7925	7595	7255	6925	6535	6195	5820	5480	5150	4805
23	10515	10110	9645	9225	8820	8410	7950	7540	7065	6660	6250	5840
29	11510	11055	10550	10095	9655	9205	8695	8245	7740	7285	6845	6395
35	13295	12775	12190	11675	11155	10635	10040	9525	8940	8420	7905	7385
41	15375	14780	14100	13505	12895	12300	11620	11025	10340	9745	9140	8545
46	16865	16215	15465	14805	14155	13490	12745	12090	11345	10680	10030	9370
52	18355	17635	16820	16115	15400	14685	13865	13150	12335	11630	10915	10195
58	20435	19645	18740	17935	17140	16345	15445	14650	13735	12940	12145	11355

WATER AND SALT BALLASTING

Tire volume 100%		Water filling 75%		Water/salt filling (75% / -30°C)				Total weight increase	
Litres	Gallons	Litres	Gallons	Water		Salt		kg	lbs
				Litres	Gallons	kg	lbs		
460	122	345	91	283	75	144	318	427	941

(CaCl2, 75%, -30°C) Always use a tube when filled with water/salt.

TUBES AND VALVES

Tube product code T55098	Tube valve TR218A
Tubeless valve TR618A	

NOKIAN TYRES ELS 650/65R26.5 - T445465

Product code	Size	LI/SS	Reinforced code	TL/TT	Rim	Width (in)	Diameter (in)	Loaded static radius (in)	Rolling circumference (in)	Speed radius index	Pressure (psi)	Max. inflation pressure (psi)	Tread depth (1/32 in)
T445465	650/65R26.5	174D	SB	TL	AG20.00	25.4	59.6	26.8	181.8	725	58	58	30

LOAD CAPACITY FOR TRAILER, LB

Pressure (psi)	Mixed											
	5 mph	10 mph	12 mph	15 mph	17.5 mph	22.5 mph	25 mph	27.5 mph	30 mph	35 mph	37.5 mph	40 mph
12	9125	8775	8365	8015	7660	7295	6900	6535	6140	5775	5425	5070
17	11510	11055	10550	10095	9655	9205	8695	8245	7740	7285	6845	6395
23	13690	13160	12555	12015	11485	10955	10340	9810	9205	8675	8135	7605
29	15375	14780	14100	13505	12895	12300	11620	11025	10340	9745	9140	8545
35	17855	17165	16370	15675	14980	14285	13490	12800	12005	11310	10615	9920
41	20435	19645	18740	17935	17140	16345	15445	14650	13735	12940	12145	11355
46	22225	21365	20370	19510	18640	17780	16790	15930	14935	14075	13205	12345
52	24405	23455	22375	21420	20470	19520	18440	17495	16400	15455	14505	13560
58	26590	25550	24370	23335	22300	21275	20085	19060	17870	16845	15805	14770

WATER AND SALT BALLASTING

Tire volume 100%		Water filling 75%		Water/salt filling (75% / -30°C)				Total weight increase	
Litres	Gallons	Litres	Gallons	Water		Salt		kg	lbs
				Litres	Gallons	kg	lbs		
725	192	544	144	446	118	227	501	673	1484

(CaCl2, 75%, -30°C) Always use a tube when filled with water/salt.

TUBES AND VALVES

Tube product code T55102	Tube valve TR218A
Tubeless valve TR618A	

NOKIAN TYRES ELS 700/50R26.5 - T445641

Product code	Size	LI/SS	Reinforced code	TL/TT	Rim	Permitted rims	Width (in)	Diameter (in)	Loaded static radius (in)	Rolling circumference (in)	Speed radius index	Pressure (psi)	Max. inflation pressure (psi)	Tread depth (1/32 in)
T445641	700/50R26.5	170D	SB	TL	AG24.00	AG20.00	27	53.9	24.2	165.3	650	58	58	28

LOAD CAPACITY FOR TRAILER, LB

Pressure (psi)	Mixed											
	5 mph	10 mph	12 mph	15 mph	17.5 mph	22.5 mph	25 mph	27.5 mph	30 mph	35 mph	37.5 mph	40 mph
12	7740	7440	7100	6790	6495	6195	5840	5545	5205	4905	4595	4300
17	9920	9535	9095	8710	8320	7935	7495	7110	6670	6285	5895	5510
23	12205	11730	11190	10715	10240	9765	9215	8740	8200	7725	7255	6780
29	13690	13160	12555	12015	11485	10955	10340	9810	9205	8675	8135	7605
35	15875	15255	14550	13935	13315	12700	11995	11375	10670	10055	9435	8820
41	17855	17165	16370	15675	14980	14285	13490	12800	12005	11310	10615	9920
46	19840	19070	18190	17415	16645	15875	14990	14220	13340	12565	11795	11025
52	21625	20790	19830	18980	18145	17305	16335	15500	14540	13700	12855	12015
58	23810	22885	21825	20900	19975	19050	17990	17065	16005	15080	14155	13230

WATER AND SALT BALLASTING

Tire volume 100%		Water filling 75%		Water/salt filling (75% / -30°C)				Total weight increase	
Litres	Gallons	Litres	Gallons	Water		Salt		kg	lbs
				Litres	Gallons	kg	lbs		
610	161	458	121	375	99	191	422	566	1248

(CaCl2, 75%, -30°C) Always use a tube when filled with water/salt.

TUBES AND VALVES

Tube product code T55099	Tube valve TR218A
Tubeless valve TR618A	

NOKIAN TYRES ELS 750/55R26.5 - T445601

Product code	Size	LI/SS	Reinforced code	TL/TT	Rim	Width (in)	Diameter (in)	Loaded static radius (in)	Rolling circumference (in)	Speed radius index	Pressure (psi)	Max. inflation pressure (psi)	Tread depth (1/32 in)
T445601	750/55R26.5	177D	SB	TL	AG24.00	29.1	58.8	26.4	179.3	700	58	58	30

LOAD CAPACITY FOR TRAILER, LB

Pressure (psi)	Mixed											
	5 mph	10 mph	12 mph	15 mph	17.5 mph	22.5 mph	25 mph	27.5 mph	30 mph	35 mph	37.5 mph	40 mph
12	9370	9005	8585	8225	7860	7495	7075	6715	6295	5930	5565	5205
17	12205	11730	11190	10715	10240	9765	9215	8740	8200	7725	7255	6780
23	14880	14310	13645	13060	12490	11905	11245	10670	10010	9425	8850	8265
29	16370	15730	15000	14375	13735	13095	12370	11730	11000	10375	9735	9095
35	19345	18595	17735	16985	16225	15475	14615	13865	13005	12260	11495	10750
41	21625	20790	19830	18980	18145	17305	16335	15500	14540	13700	12855	12015
46	23810	22885	21825	20900	19975	19050	17990	17065	16005	15080	14155	13230
52	25795	24790	23645	22640	21640	20635	19490	18485	17340	16335	15335	14330
58	28970	27845	26555	25430	24305	23170	21890	20755	19480	18340	17220	16095

WATER AND SALT BALLASTING

Tire volume 100%		Water filling 75%		Water/salt filling (75% / -30°C)				Total weight increase	
Litres	Gallons	Litres	Gallons	Water		Salt		kg	lbs
				Litres	Gallons	kg	lbs		
795	210	596	158	489	129	249	550	738	1627

(CaCl2, 75%, -30°C) Always use a tube when filled with water/salt.

TUBES AND VALVES

Tube product code T55102	Tube valve TR218A
Tubeless valve TR618A	

NOKIAN TYRES ELS 850/50R30.5 - T445499

Product code	Size	LI/SS	Reinforced code	TL/TT	Rim	Permitted rims	Width (in)	Diameter (in)	Loaded static radius (in)	Rolling circumference (in)	Speed radius index	Pressure (psi)	Max. inflation pressure (psi)	Tread depth (1/32 in)
T445499	850/50R30.5	182D	SB	TL	AG28.00	AG27.00, AG30.00	34.7	64	28.9	194.3	775	58	58	34

LOAD CAPACITY FOR TRAILER, LB

Pressure (psi)	Mixed											
	5 mph	10 mph	12 mph	15 mph	17.5 mph	22.5 mph	25 mph	27.5 mph	30 mph	35 mph	37.5 mph	40 mph
12	11110	10680	10185	9755	9325	8885	8400	7960	7475	7035	6605	6175
17	14485	13920	13285	12710	12145	11585	10945	10385	9735	9170	8610	8045
23	17855	17165	16370	15675	14980	14285	13490	12800	12005	11310	10615	9920
29	19840	19070	18190	17415	16645	15875	14990	14220	13340	12565	11795	11025
35	23015	22125	21100	20205	19315	18410	17395	16490	15475	14575	13680	12785
41	25795	24790	23645	22640	21640	20635	19490	18485	17340	16335	15335	14330
46	28175	27085	25825	24735	23635	22540	21285	20195	18940	17845	16745	15655
52	30755	29565	28195	26995	25805	24605	23235	22045	20680	19480	18285	17085
58	33730	32420	30920	29610	28295	26985	25485	24175	22675	21365	20050	18740

WATER AND SALT BALLASTING

Tire volume 100%		Water filling 75%		Water/salt filling (75% / -30°C)				Total weight increase	
Litres	Gallons	Litres	Gallons	Water		Salt		kg	lbs
				Litres	Gallons	kg	lbs		
1118	295	839	222	688	182	351	773	1039	2291

(CaCl2, 75%, -30°C) Always use a tube when filled with water/salt.

TUBES AND VALVES

Tubeless valve TR618A

NOKIAN TYRES ELS 710/55R34 - T445470

Product code	Size	LI/SS	Reinforced code	TL/TT	Rim	Permitted rims	Width (in)	Diameter (in)	Loaded static radius (in)	Rolling circumference (in)	Speed radius index	Pressure (psi)	Max. inflation pressure (psi)	Tread depth (1/32 in)
T445470	710/55R34	177D	SB	TL	DW24B	DW20B, DW23B	27.8	64.6	29.4	196.7	775	58	58	33

LOAD CAPACITY FOR TRAILER, LB

Pressure (psi)	Mixed											
	5 mph	10 mph	12 mph	15 mph	17.5 mph	22.5 mph	25 mph	27.5 mph	30 mph	35 mph	37.5 mph	40 mph
12	9645	9270	8840	8465	8090	7715	7285	6910	6480	6105	5730	5355
17	12500	12015	11465	10970	10485	10000	9445	8960	8400	7915	7430	6945
23	15375	14780	14100	13505	12895	12300	11620	11025	10340	9745	9140	8545
29	16865	16215	15465	14805	14155	13490	12745	12090	11345	10680	10030	9370
35	19345	18595	17735	16985	16225	15475	14615	13865	13005	12260	11495	10750
41	22225	21365	20370	19510	18640	17780	16790	15930	14935	14075	13205	12345
46	24405	23455	22375	21420	20470	19520	18440	17495	16400	15455	14505	13560
52	26590	25550	24370	23335	22300	21275	20085	19060	17870	16845	15805	14770
58	28970	27845	26555	25430	24305	23170	21890	20755	19480	18340	17220	16095

WATER AND SALT BALLASTING

Tire volume 100%		Water filling 75%		Water/salt filling (75% / -30°C)				Total weight increase	
Litres	Gallons	Litres	Gallons	Water		Salt		kg	lbs
				Litres	Gallons	kg	lbs		
815	215	611	161	502	132	256	564	758	1671

(CaCl2, 75%, -30°C) Always use a tube when filled with water/salt.

TUBES AND VALVES

Tube product code T55394	Tube valve TR218A
Tubeless valve TR618A	

NOKIAN TYRES ELS 800/50R34 - T445469

Product code	Size	LI/SS	Reinforced code	TL/TT	Rim	Permitted rims	Width (in)	Diameter (in)	Loaded static radius (in)	Rolling circumference (in)	Speed radius index	Pressure (psi)	Max. inflation pressure (psi)	Tread depth (1/32 in)
T445469	800/50R34	181D	SB	TL	DW25B	DW23B, DW24B, DW28B	31.1	64.5	29.2	196.4	800	58	58	33

LOAD CAPACITY FOR TRAILER, LB

Pressure (psi)	Mixed											
	5 mph	10 mph	12 mph	15 mph	17.5 mph	22.5 mph	25 mph	27.5 mph	30 mph	35 mph	37.5 mph	40 mph
12	10815	10395	9910	9490	9070	8655	8170	7750	7265	6845	6425	6010
17	13690	13160	12555	12015	11485	10955	10340	9810	9205	8675	8135	7605
23	16865	16215	15465	14805	14155	13490	12745	12090	11345	10680	10030	9370
29	18850	18120	17285	16545	15820	15080	14240	13515	12675	11940	11210	10470
35	21625	20790	19830	18980	18145	17305	16335	15500	14540	13700	12855	12015
41	24405	23455	22375	21420	20470	19520	18440	17495	16400	15455	14505	13560
46	26590	25550	24370	23335	22300	21275	20085	19060	17870	16845	15805	14770
52	29760	28605	27280	26125	24965	23810	22485	21330	20005	18850	17690	16535
58	32740	31470	30015	28735	27470	26190	24735	23470	22015	20735	19465	18190

WATER AND SALT BALLASTING

Tire volume 100%		Water filling 75%		Water/salt filling (75% / -30°C)				Total weight increase	
Litres	Gallons	Litres	Gallons	Water		Salt		kg	lbs
				Litres	Gallons	kg	lbs		
925	244	694	183	569	150	290	640	859	1894

(CaCl2, 75%, -30°C) Always use a tube when filled with water/salt.

TUBES AND VALVES

Tube product code T55394	Tube valve TR218A
Tubeless valve TR618A	

NOKIAN TYRES ELS 800/60R34 - T445500

Product code	Size	LI/SS	Reinforced code	TL/TT	Rim	Permitted rims	Width (in)	Diameter (in)	Loaded static radius (in)	Rolling circumference (in)	Speed radius index	Pressure (psi)	Max. inflation pressure (psi)	Tread depth (1/32 in)
T445500	800/60R34	186D	SB	TL	DW25B	DW24B, DW28B	31.5	71.4	32	218.2	875	58	58	38

LOAD CAPACITY FOR TRAILER, LB

Pressure (psi)	Mixed											
	5 mph	10 mph	12 mph	15 mph	17.5 mph	22.5 mph	25 mph	27.5 mph	30 mph	35 mph	37.5 mph	40 mph
12	12500	12015	11465	10970	10485	10000	9445	8960	8400	7915	7430	6945
17	16370	15730	15000	14375	13735	13095	12370	11730	11000	10375	9735	9095
23	19840	19070	18190	17415	16645	15875	14990	14220	13340	12565	11795	11025
29	22225	21365	20370	19510	18640	17780	16790	15930	14935	14075	13205	12345
35	25795	24790	23645	22640	21640	20635	19490	18485	17340	16335	15335	14330
41	28970	27845	26555	25430	24305	23170	21890	20755	19480	18340	17220	16095
46	31745	30510	29100	27865	26630	25395	23985	22750	21340	20105	18870	17635
52	34725	33380	31835	30480	29135	27780	26235	24890	23345	21990	20645	19290
58	37700	36235	34555	33090	31625	30160	28485	27020	25340	23875	22410	20945

WATER AND SALT BALLASTING

Tire volume 100%		Water filling 75%		Water/salt filling (75% / -30°C)				Total weight increase	
Litres	Gallons	Litres	Gallons	Water		Salt		kg	lbs
				Litres	Gallons	kg	lbs		
1205	318	904	239	742	196	378	833	1120	2469

(CaCl₂, 75%, -30°C) Always use a tube when filled with water/salt.

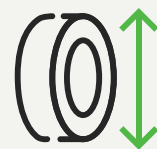
TUBES AND VALVES

Tubeless valve TR618A

NOKIAN TYRES FLOAT KING VF

ADVANCED TRACTION TIRE WITH HIGHLY EFFICIENT GROUND CONTACT FOR HIGH-POWER TRACTORS IN FARMING

- Flexforce VF construction combines strength with high flexibility to produce an effective XXL-sized ground contact
- Deep and extra wide pattern, provides big and powerful traction surface
- The center-zone pattern featuring extended and laterally supported lug tips balances behaviour and reduces loss of power on field and on road



AVAILABLE SIZES

- 750/60R30.5 - T445739
- 710/55R34 - T445818
- 850/50R30.5 - T445821
- 800/50R34 - T445820



NOKIAN TYRES FLOAT KING VF

ALL SIZES

Product code	Size	LI/SS	Reinforced code	TL/TT	Rim	Permitted rims	Width (in)	Diameter (in)	Loaded static radius (in)	Rolling circumference (in)	Speed radius index	Pressure (psi)	Max. inflation pressure (psi)	Tread depth (1/32 in)	Load capacity, lb					
															Speed (mph)					
															25	27.5	30	35	37.5	40
T445739	750/60R30.5	183D	SB	TL	AG24.00		30	66.4	28.3	202.5	800	41	41	35	22750	21695	20635	19575	18695	17635
T445821	850/50R30.5	184D	SB	TL	AG28.00				28	197.4	775	41	41	35	23470	22375	21285	20195	19280	18190
T445818	710/55R34	179D	SB	TL	DW23B	DW24B	28.7	65.8	28.9	200.7	775	41	41	35	20195	19255	18310	17370	16590	15655
T445820	800/50R34	183D	SB	TL	DW25B	DW24B, DW28B					800	41	41	35	22045	21020	19995	18970	18110	17085

NOKIAN TYRES FLOAT KING VF 750/60R30.5 - T445739

Product code	Size	LI/SS	Reinforced code	TL/TT	Rim	Width (in)	Diameter (in)	Loaded static radius (in)	Rolling circumference (in)	Speed radius index	Pressure (psi)	Max. inflation pressure (psi)	Tread depth (1/32 in)
T445739	750/60R30.5	183D	SB	TL	AG24.00	30	66.4	28.3	202.5	800	41	41	35

LOAD CAPACITY FOR TRAILER, LB

Pressure (psi)	0 mph	5 mph	10 mph	12 mph	15 mph	17.5 mph	22.5 mph	25 mph	27.5 mph	30 mph	35 mph	37.5 mph	40 mph
12	17430	14010	13505	12985	12480	12050	11530	11025	10505	10000	9480	9060	8545
15	19675	15820	15245	14660	14090	13605	13020	12445	11860	11290	10705	10230	9645
17	22485	18080	17415	16755	16095	15545	14880	14220	13560	12895	12235	11685	11025
20	24515	19710	18980	18265	17540	16945	16225	15500	14780	14055	13340	12730	12015
23	26985	21695	20900	20105	19315	18650	17855	17065	16270	15475	14685	14020	13230
26	28330	22775	21945	21110	20285	19590	18750	17915	17085	16250	15420	14725	13890
29	30135	24230	23335	22455	21560	20825	19940	19060	18165	17285	16390	15655	14770
32	31030	24945	24030	23125	22210	21450	20535	19620	18705	17800	16885	16125	15210
35	32825	26390	25430	24460	23500	22695	21725	20755	19800	18825	17870	17065	16095
38	33730	27115	26125	25135	24140	23315	22320	21330	20340	19345	18355	17525	16535
41	35980	28925	27865	26810	25750	24870	23810	22750	21695	20635	19575	18695	17635

WATER AND SALT BALLASTING

Tire volume 100%		Water filling 75%		Water/salt filling (75% / -30°C)				Total weight increase	
Litres	Gallons	Litres	Gallons	Water		Salt		kg	lbs
				Litres	Gallons	kg	lbs		
1047	277	785	207	644	170	328	724	972	2143

TUBES AND VALVES

Tubeless valve TR618A

(CaCl2, 75%, -30°C) Always use a tube when filled with water/salt.

NOKIAN TYRES FLOAT KING VF 850/50R30.5 - T445821

Product code	Size	LI/SS	Reinforced code	TL/TT	Rim	Loaded static radius (in)	Rolling circumference (in)	Speed radius index	Pressure (psi)	Max. inflation pressure (psi)	Tread depth (1/32 in)
T445821	850/50R30.5	184D	SB	TL	AG28.00	28	197.4	775	41	41	35

LOAD CAPACITY FOR TRAILER, LB

Pressure (psi)	0 mph	5 mph	10 mph	12 mph	15 mph	17.5 mph	22.5 mph	25 mph	27.5 mph	30 mph	35 mph	37.5 mph	40 mph
12	17990	14460	13935	13405	12875	12435	11905	11375	10845	10320	9790	9350	8820
15	20240	16270	15675	15080	14485	13990	13395	12800	12205	11605	11010	10515	9920
17	23160	18620	17935	17260	16580	16005	15335	14650	13965	13285	12600	12035	11355
20	25190	20250	19510	18760	18025	17405	16665	15930	15190	14440	13700	13085	12345
23	28330	22775	21945	21110	20285	19590	18750	17915	17085	16250	15420	14725	13890
26	30135	24230	23335	22455	21560	20825	19940	19060	18165	17285	16390	15655	14770
29	31030	24945	24030	23125	22210	21450	20535	19620	18705	17800	16885	16125	15210
32	32825	26390	25430	24460	23500	22695	21725	20755	19800	18825	17870	17065	16095
35	33730	27115	26125	25135	24140	23315	22320	21330	20340	19345	18355	17525	16535
38	34855	28020	26995	25970	24945	24095	23070	22045	21020	19995	18970	18110	17085
41	37105	29830	28735	27645	26555	25650	24560	23470	22375	21285	20195	19280	18190

WATER AND SALT BALLASTING

Tire volume 100%		Water filling 75%		Water/salt filling (75% / -30°C)				Total weight increase	
Litres	Gallons	Litres	Gallons	Water		Salt		kg	lbs
				Litres	Gallons	kg	lbs		
1160	306	870	230	714	189	364	802	1078	2377

TUBES AND VALVES

Tubeless valve TR618A

(CaCl2, 75%, -30°C) Always use a tube when filled with water/salt.

NOKIAN TYRES FLOAT KING VF 710/55R34 - T445818

Product code	Size	LI/SS	Reinforced code	TL/TT	Rim	Permitted rims	Width (in)	Diameter (in)	Loaded static radius (in)	Rolling circumference (in)	Speed radius index	Pressure (psi)	Max. inflation pressure (psi)	Tread depth (1/32 in)
T445818	710/55R34	179D	SB	TL	DW23B	DW24B	28.7	65.8	28.9	200.7	775	41	41	35

LOAD CAPACITY FOR TRAILER, LB

Pressure (psi)	0 mph	5 mph	10 mph	12 mph	15 mph	17.5 mph	22.5 mph	25 mph	27.5 mph	30 mph	35 mph	37.5 mph	40 mph
12	15520	12480	12015	11565	11100	10725	10275	9810	9360	8895	8445	8060	7605
15	17430	14010	13505	12985	12480	12050	11530	11025	10505	10000	9480	9060	8545
17	19675	15820	15245	14660	14090	13605	13020	12445	11860	11290	10705	10230	9645
20	21925	17625	16985	16335	15695	15155	14505	13865	13215	12575	11925	11400	10750
23	24515	19710	18980	18265	17540	16945	16225	15500	14780	14055	13340	12730	12015
26	26080	20965	20205	19435	18675	18035	17260	16490	15730	14960	14200	13560	12785
29	26985	21695	20900	20105	19315	18650	17855	17065	16270	15475	14685	14020	13230
32	28330	22775	21945	21110	20285	19590	18750	17915	17085	16250	15420	14725	13890
35	29235	23500	22640	21780	20920	20205	19345	18485	17625	16765	15905	15190	14330
38	30135	24230	23335	22455	21560	20825	19940	19060	18165	17285	16390	15655	14770
41	31935	25675	24735	23790	22850	22070	21130	20195	19255	18310	17370	16590	15655

WATER AND SALT BALLASTING

Tire volume 100%		Water filling 75%		Water/salt filling (75% / -30°C)				Total weight increase	
Litres	Gallons	Litres	Gallons	Water		Salt		kg	lbs
Litres	Gallons	Litres	Gallons	Litres	Gallons	kg	lbs	kg	lbs
907	240	680	180	558	147	285	627	843	1858

(CaCl2, 75%, -30°C) Always use a tube when filled with water/salt.

NOKIAN TYRES FLOAT KING VF 800/50R34 - T445820

Product code	Size	LI/SS	Reinforced code	TL/TT	Rim	Permitted rims	Speed radius index	Pressure (psi)	Max. inflation pressure (psi)	Tread depth (1/32 in)
T445820	800/50R34	183D	SB	TL	DW25B	DW24B, DW28B	800	41	41	35

LOAD CAPACITY FOR TRAILER, LB

Pressure (psi)	0 mph	5 mph	10 mph	12 mph	15 mph	17.5 mph	22.5 mph	25 mph	27.5 mph	30 mph	35 mph	37.5 mph	40 mph
12	16865	13560	13060	12565	12070	11660	11165	10670	10175	9680	9180	8765	8265
15	19675	15820	15245	14660	14090	13605	13020	12445	11860	11290	10705	10230	9645
17	21925	17625	16985	16335	15695	15155	14505	13865	13215	12575	11925	11400	10750
20	24515	19710	18980	18265	17540	16945	16225	15500	14780	14055	13340	12730	12015
23	26985	21695	20900	20105	19315	18650	17855	17065	16270	15475	14685	14020	13230
26	28330	22775	21945	21110	20285	19590	18750	17915	17085	16250	15420	14725	13890
29	30135	24230	23335	22455	21560	20825	19940	19060	18165	17285	16390	15655	14770
32	31030	24945	24030	23125	22210	21450	20535	19620	18705	17800	16885	16125	15210
35	31935	25675	24735	23790	22850	22070	21130	20195	19255	18310	17370	16590	15655
38	33730	27115	26125	25135	24140	23315	22320	21330	20340	19345	18355	17525	16535
41	34855	28020	26995	25970	24945	24095	23070	22045	21020	19995	18970	18110	17085

WATER AND SALT BALLASTING

Tire volume 100%		Water filling 75%		Water/salt filling (75% / -30°C)				Total weight increase	
Litres	Gallons	Litres	Gallons	Water		Salt		kg	lbs
				Litres	Gallons	kg	lbs		
1028	272	771	204	633	167	323	711	956	2108

(CaCl₂, 75%, -30°C) Always use a tube when filled with water/salt.



UNDERGROUND MINING

The world of mining tires is rough. Uneven surfaces with sharp edges require tires that offer extreme durability and high load-bearing capacity. Particularly for mining tires, we have developed the CCR (cut and crack resistant) rubber compound that enhances demanding transportation and mining tasks. The sturdy and stable tires for mine loaders, drill rigs and various other mining equipment guarantee a long service life.

nokian
TYRES

UNDERGROUND MINING TIRES

DRILL RIGS AND OTHER MINING MACHINES



299
Nokian Tyres
Armor Gard 2
Mine



303
Nokian Tyres
Armor Gard
MINE



307
Nokian Tyres
MINE KING E-4

UNDERGROUND LOADER



312
Nokian Tyres
MINE KING
L-5S



320
Nokian Tyres
MINE L-3S

WHEEL LOADER

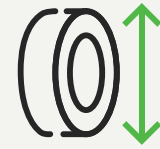


323
Nokian Tyres
Nordman MINE
E-4

NOKIAN TYRES ARMOR GARD 2 MINE

STRONG TIRE FOR DRILL RIGS WITH MINING COMPOUND AND IMPROVED, WIDER TREAD

- New, improved tread lowers the contact pressure and improves service life, providing excellent cut resistance.
- Stable, accurate driving response for predictable handling and a high load-bearing capacity.
- Groove depth indicator helps monitor your tire condition.



AVAILABLE SIZES

- 9.00-20 - T445836
- 10.00-20 - T445770

NOKIAN TYRES ARMOR GARD 2 MINE

ALL SIZES

Product code	Size	LI/SS	Ply rating	TL/TT	Rim	Permitted rims	Width (in)	Diameter (in)	Loaded static radius (in)	Rolling circumference (in)	Pressure (psi)	Max. inflation pressure (psi)	Tread depth (1/32 in)	Tread code	Min. dual spacing (in)	Load capacity, lb					
																Speed (mph)					
																0	creep	2.5	5	12	15
T445836	9.00-20	162A5	16	TT	7.0	7.5	10.6	40.9	18.9	123.4	145	145	23	E-2	12.2	15820	13615	13615	13615	10470	10470
T445770	10.00-20	164A5	16	TT	7.5	8.0	11.2	42.1	19.1	126.3	131	131	26	E-2	13.1	16645	14330	14330	14330	11025	11025

NOKIAN TYRES ARMOR GARD 2 MINE 9.00-20 - T445836

Product code	Size	LI/SS	Ply rating	TL/TT	Rim	Permitted rims	Width (in)	Diameter (in)	Loaded static radius (in)	Rolling circumference (in)	Pressure (psi)	Max. inflation pressure (psi)	Tread depth (1/32 in)	Tread code	Min. dual spacing (in)
T445836	9.00-20	162A5	16	TT	7.0	7.5	10.6	40.9	18.9	123.4	145	145	23	E-2	12.2

LOAD CAPACITY FOR DRILL RIGS AND OTHER MINING MACHINES, LB

Pressure (psi)	0 mph	creep	2.5 mph	5 mph	12 mph	15 mph
116	13880	11950	11950	11950	9195	9195
120	14130	12170	12170	12170	9360	9360
123	14375	12380	12380	12380	9525	9525
127	14630	12590	12590	12590	9690	9690
131	14870	12800	12800	12800	9845	9845
134	15115	13005	13005	13005	10010	10010
138	15345	13205	13205	13205	10165	10165
141	15575	13415	13415	13415	10320	10320
145	15820	13615	13615	13615	10470	10470

WATER AND SALT BALLASTING

Tire volume 100%		Water filling 75%		Water/salt filling (75% / -30°C)				Total weight increase	
Litres	Gallons	Litres	Gallons	Water		Salt		kg	lbs
				Litres	Gallons	kg	lbs		
82	22	62	16	51	13	26	57	77	170

(CaCl₂, 75%, -30°C) Always use a tube when filled with water/salt.

TUBES AND VALVES

Tube product code	Tube valve
T52520	TR175

NOKIAN TYRES ARMOR GARD 2 MINE 10.00-20 - T445770

Product code	Size	LI/SS	Ply rating	TL/TT	Rim	Permitted rims	Width (in)	Diameter (in)	Loaded static radius (in)	Rolling circumference (in)	Pressure (psi)	Max. inflation pressure (psi)	Tread depth (1/32 in)	Tread code	Min. dual spacing (in)
T445770	10.00-20	164A5	16	TT	7.5	8.0	11.2	42.1	19.1	126.3	131	131	26	E-2	13.1

LOAD CAPACITY FOR DRILL RIGS AND OTHER MINING MACHINES, LB

Pressure (psi)	0 mph	creep	2.5 mph	5 mph	12 mph	15 mph
102	14375	12370	12370	12370	9515	9515
105	14670	12630	12630	12630	9710	9710
109	14960	12875	12875	12875	9910	9910
112	15255	13130	13130	13130	10095	10095
116	15530	13370	13370	13370	10285	10285
120	15820	13615	13615	13615	10470	10470
123	16095	13855	13855	13855	10660	10660
127	16370	14100	14100	14100	10845	10845
131	16645	14330	14330	14330	11025	11025

WATER AND SALT BALLASTING

Tire volume 100%		Water filling 75%		Water/salt filling (75% / -30°C)				Total weight increase	
Litres	Gallons	Litres	Gallons	Water		Salt		kg	lbs
				Litres	Gallons	kg	lbs		
105	28	79	21	65	17	33	73	98	216

(CaCl₂, 75%, -30°C) Always use a tube when filled with water/salt.

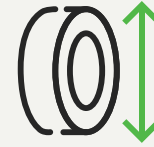
TUBES AND VALVES

Tube product code	Tube valve
T52620	TR78

NOKIAN TYRES ARMOR GARD MINE

TOP-CLASS TIRE FOR MINING MACHINERY, LIFT TRUCKS AND EXCAVATORS

- Precise and stable driving response
- Record-breaking mileage
- Tread design with excellent traction



AVAILABLE SIZES

- 9.00-20 - T445562
- 12.00-20 - T445449



2024-04-20

NOKIAN TYRES ARMOR GARD MINE

ALL SIZES

Product code	Size	LI/SS	Ply rating	TL/TT	Rim	Permitted rims	Width (in)	Diameter (in)	Loaded static radius (in)	Rolling circumference (in)	Pressure (psi)	Max. inflation pressure (psi)	Tread depth (1/32 in)	Tread code	Min. dual spacing (in)	Load capacity, lb					
																Speed (mph)					
																0	creep	2.5	5	12	15
T445562	9.00-20	160A5	16	TT	7.0	7.5	10.9	40.9	18.9	123	145	145	25	E-2	12.2	14980	12895	12895	12895	9920	9920
T445449	12.00-20	176A5	20	TT	8.5	9.0	13	44.9	20.5	135.1	145	145	31		14.9	23635	20350	20350	20350	15655	15655

NOKIAN TYRES ARMOR GARD MINE 9.00-20 - T445562

Product code	Size	LI/SS	Ply rating	TL/TT	Rim	Permitted rims	Width (in)	Diameter (in)	Loaded static radius (in)	Rolling circumference (in)	Pressure (psi)	Max. inflation pressure (psi)	Tread depth (1/32 in)	Tread code	Min. dual spacing (in)
T445562	9.00-20	160A5	16	TT	7.0	7.5	10.9	40.9	18.9	123	145	145	25	E-2	12.2

LOAD CAPACITY FOR DRILL RIGS AND OTHER MINING MACHINES, LB

Pressure (psi)	0 mph	creep	2.5 mph	5 mph	12 mph	15 mph
116	13150	11320	11320	11320	8710	8710
120	13380	11520	11520	11520	8865	8865
123	13625	11730	11730	11730	9015	9015
127	13855	11925	11925	11925	9170	9170
131	14090	12125	12125	12125	9325	9325
134	14310	12325	12325	12325	9480	9480
138	14540	12510	12510	12510	9625	9625
141	14760	12710	12710	12710	9780	9780
145	14980	12895	12895	12895	9920	9920

WATER AND SALT BALLASTING

Tire volume 100%		Water filling 75%		Water/salt filling (75% / -30°C)				Total weight increase	
Litres	Gallons	Litres	Gallons	Water		Salt		kg	lbs
				Litres	Gallons	kg	lbs		
90	24	68	18	55	15	28	62	83	183

(CaCl₂, 75%, -30°C) Always use a tube when filled with water/salt.

TUBES AND VALVES

Tube product code	Tube valve
T52520	TR175

NOKIAN TYRES ARMOR GARD MINE 12.00-20 - T445449

Product code	Size	LI/SS	Ply rating	TL/TT	Rim	Permitted rims	Width (in)	Diameter (in)	Loaded static radius (in)	Rolling circumference (in)	Pressure (psi)	Max. inflation pressure (psi)	Tread depth (1/32 in)	Min. dual spacing (in)
T445449	12.00-20	176A5	20	TT	8.5	9.0	13	44.9	20.5	135.1	145	145	31	14.9

LOAD CAPACITY FOR DRILL RIGS AND OTHER MINING MACHINES, LB

Pressure (psi)	0 mph	creep	2.5 mph	5 mph	12 mph	15 mph
116	20745	17855	17855	17855	13735	13735
120	21120	18190	18190	18190	13990	13990
123	21495	18510	18510	18510	14230	14230
127	21860	18815	18815	18815	14475	14475
131	22225	19135	19135	19135	14715	14715
134	22585	19445	19445	19445	14960	14960
138	22940	19740	19740	19740	15190	15190
141	23290	20050	20050	20050	15420	15420
145	23635	20350	20350	20350	15655	15655

WATER AND SALT BALLASTING

Tire volume 100%		Water filling 75%		Water/salt filling (75% / -30°C)				Total weight increase	
Litres	Gallons	Litres	Gallons	Water		Salt		kg	lbs
				Litres	Gallons	kg	lbs		
145	38	109	29	89	24	45	100	134	295

(CaCl₂, 75%, -30°C) Always use a tube when filled with water/salt.

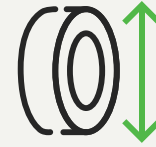
TUBES AND VALVES

Tube product code	Tube valve
T52810	V3.02.16

NOKIAN TYRES MINE KING E-4

PURPOSE DESIGNED AND BUILT SPECIAL TIRE FOR DRILL RIGS AND UTILITY VEHICLES

- Strong carcass with a maximum operating pressure of 10 bars, giving a solid foundation for your drill rig.
- Deep grooves with a solid middle section for good puncture resistance and a long tire service life.
- Sharp shoulders and large contact area for better grip.



AVAILABLE SIZES

- 12.00-20 - T445712
- 14.00-20 - T445617
- 14.00-24 - T445709

NOKIAN TYRES MINE KING E-4

ALL SIZES

Product code	Size	LI/SS	Ply rating	TL/TT	Rim	Permitted rims	Width (in)	Diameter (in)	Loaded static radius (in)	Rolling circumference (in)	Pressure (psi)	Max. inflation pressure (psi)	Tread depth (1/32 in)	Tread code	Min. dual spacing (in)	Load capacity, lb					
																Speed (mph)					
																0	creep	2.5	5	12	15
T445712	12.00-20	176A5	20	TT	8.5	9.0, 8.0	13	45.2	20.5	135.8	145	145	44	E-4	14.9	23635	20350	20350	20350	15655	15655
T445617	14.00-20	185A2	20	TT	10.0	9.0	14.6	48.2	22	144.4	145	145	50	E-4	17.7	26510	23250	20395	17745	17130	16315
T445709	14.00-24	188A2	28	TL	10.00WA	10.00VA	15.1	54.8	24.8	163.5	134	145	58	E-4	17.7	28660	25135	22045	19180	18520	17635

NOKIAN TYRES MINE KING E-4 12.00-20 - T445712

Product code	Size	LI/SS	Ply rating	TL/TT	Rim	Permitted rims	Width (in)	Diameter (in)	Loaded static radius (in)	Rolling circumference (in)	Pressure (psi)	Max. inflation pressure (psi)	Tread depth (1/32 in)	Tread code	Min. dual spacing (in)
T445712	12.00-20	176A5	20	TT	8.5	9.0, 8.0	13	45.2	20.5	135.8	145	145	44	E-4	14.9

LOAD CAPACITY FOR DRILL RIGS AND OTHER MINING MACHINES, LB

Pressure (psi)	0 mph	creep	2.5 mph	5 mph	12 mph	15 mph
102	19180	16515	16515	16515	12710	12710
105	19575	16855	16855	16855	12965	12965
109	19975	17195	17195	17195	13230	13230
112	20360	17525	17525	17525	13480	13480
116	20745	17855	17855	17855	13735	13735
120	21120	18190	18190	18190	13990	13990
123	21495	18510	18510	18510	14230	14230
127	21860	18815	18815	18815	14475	14475
131	22225	19135	19135	19135	14715	14715
134	22585	19445	19445	19445	14960	14960
138	22940	19740	19740	19740	15190	15190
141	23290	20050	20050	20050	15420	15420
145	23635	20350	20350	20350	15655	15655

WATER AND SALT BALLASTING

Tire volume 100%		Water filling 75%		Water/salt filling (75% / -30°C)				Total weight increase	
Litres	Gallons	Litres	Gallons	Water		Salt		kg	lbs
				Litres	Gallons	kg	lbs		
130	34	98	26	80	21	41	90	121	267

(CaCl2, 75%, -30°C) Always use a tube when filled with water/salt.

TUBES AND VALVES

Tube product code	Tube valve
T52810	V3.02.16

NOKIAN TYRES MINE KING E-4 14.00-20 - T445617

Product code	Size	LI/SS	Ply rating	TL/TT	Rim	Permitted rims	Width (in)	Diameter (in)	Loaded static radius (in)	Rolling circumference (in)	Pressure (psi)	Max. inflation pressure (psi)	Tread depth (1/32 in)	Tread code	Min. dual spacing (in)
T445617	14.00-20	185A2	20	TT	10.0	9.0	14.6	48.2	22	144.4	145	145	50	E-4	17.7

LOAD CAPACITY FOR DRILL RIGS AND OTHER MINING MACHINES, LB

Pressure (psi)	0 mph	creep	2.5 mph	5 mph	10 mph	12 mph	15 mph
102	26490	21515	18870	16555	14395	13900	13240
105	27030	21970	19255	16900	14695	14200	13515
109	27580	22400	19645	17230	14990	14475	13790
112	28110	22840	20030	17570	15290	14760	14055
116	28640	23270	20405	17900	15575	15035	14320
120	29155	23690	20780	18220	15850	15310	14575
123	29675	24110	21140	18540	16140	15575	14835
127	30180	24515	21505	18860	16415	15840	15090
131	30675	24925	21860	19170	16680	16105	15345
134	31175	25330	22210	19490	16955	16370	15585
138	31660	25730	22565	19785	17220	16625	15830
141	32145	26125	22905	20095	17485	16875	16070
145	32630	26510	23250	20395	17745	17130	16315

WATER AND SALT BALLASTING

Tire volume 100%		Water filling 75%		Water/salt filling (75% / -30°C)				Total weight increase	
Litres	Gallons	Litres	Gallons	Water		Salt		kg	lbs
				Litres	Gallons	kg	lbs		
158	42	119	31	97	26	50	109	147	324

(CaCl2, 75%, -30°C) Always use a tube when filled with water/salt.

TUBES AND VALVES

Tube product code	Tube valve
T52920	V3-02-19

NOKIAN TYRES MINE KING E-4 14.00-24 - T445709

Product code	Size	LI/SS	Ply rating	TL/TT	Rim	Permitted rims	Width (in)	Diameter (in)	Loaded static radius (in)	Rolling circumference (in)	Pressure (psi)	Max. inflation pressure (psi)	Tread depth (1/32 in)	Tread code	Min. dual spacing (in)
T445709	14.00-24	188A2	28	TL	10.00WA	10.00VA	15.1	54.8	24.8	163.5	134	145	58	E-4	17.7

LOAD CAPACITY FOR DRILL RIGS AND OTHER MINING MACHINES, LB

Pressure (psi)	0 mph	creep	2.5 mph	5 mph	10 mph	12 mph	15 mph
91	28045	22785	19985	17525	15245	14725	14020
94	28695	23315	20450	17935	15610	15070	14350
98	29335	23830	20900	18330	15950	15400	14670
102	29970	24350	21350	18730	16290	15730	14980
105	30590	24855	21795	19115	16635	16060	15290
109	31205	25355	22235	19500	16965	16380	15600
112	31800	25840	22665	19875	17295	16700	15905
116	32395	26325	23080	20250	17615	17010	16205
120	32990	26810	23500	20625	17935	17315	16490
123	33575	27280	23920	20975	18255	17625	16790
127	34150	27745	24330	21340	18565	17925	17075
131	34710	28210	24735	21695	18870	18220	17360
134	35275	28660	25135	22045	19180	18520	17635

LOAD CAPACITY 10470 kg / 1000 kPa / 10 km/h

WATER AND SALT BALLASTING

Tire volume 100%		Water filling 75%		Water/salt filling (75% / -30°C)				Total weight increase	
Litres	Gallons	Litres	Gallons	Water		Salt		kg	lbs
				Litres	Gallons	kg	lbs		
232	61	174	46	143	38	73	160	216	476

(CaCl2, 75%, -30°C) Always use a tube when filled with water/salt.

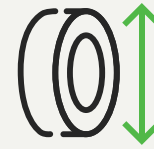
TUBES AND VALVES

Tube product code T55767	Tube valve TR1175A
Tubeless valve TR650	

NOKIAN TYRES MINE KING L-5S

FOR EXTREME UNDERGROUND LOADING APPLICATIONS

- More strengthening layers to ensure tire safety in demanding applications.
- High load capacity, enabling use in heavier, more effective machines.
- Cut and crack resistant tread provides a long service life.



AVAILABLE SIZES

- 12.00-20 - T445544
- 17.5-25 - T445540
- 17.5-25 - T445580
- 18.00-25 - T445545
- 26.5-25 - T445546
- 29.5-29 - T445547



NOKIAN TYRES MINE KING L-5S

ALL SIZES

Product code	Size	LI/SS	Ply rating	TL/TT	Rim	Permitted rims	Width (in)	Diameter (in)	Loaded static radius (in)	Rolling circumference (in)	Pressure (psi)	Max. inflation pressure (psi)	Tread depth (1/32 in)	Tread code	Min. dual spacing (in)	Load capacity, lb			
																Speed (mph)			
																0	creep	2.5	5
T445544	12.00-20	173A2	20	TT	8.5	9.0	13.5	46.4	21.7	141	123	145	45	L-5S	14.9	22930	18630	16335	14330
T445540	17.5-25	184A2	24	TL	14.00/1.5	14.00/1.3	17.5	55.1	26	168.9	98	116	83	L-5S	21	31745	25795	22620	19840
T445580	17.5-25	188A2	34	TL	14.00/1.5	14.00/1.3	17.9	55.7	26.1	169.6	116	145	83	L-5S	21	35275	28660	25135	22045
T445545	18.00-25	202A2	32	TL	13.00/2.5	15.00/2.5, 13.00/2.5 IF	20.7	65.9	30.4	201.6	109	116	100	L-5S	23.5	52910	42990	37700	33070
T445546	26.5-25	209A2	36	TL	22.00/3.0	22.00/3.0 IF	26.9	70.5	32.6	216.7	91	116	113	L-5S	31.8	65255	53020	46495	40785
T445547	29.5-29	218A2	40	TL	25.00/3.5	24.00/3.5	30.2	79.5	36.4	241.9	91	116	123	L-5S	35.4	83245	67640	59315	52030

NOKIAN TYRES MINE KING L-5S 12.00-20 - T445544

Product code	Size	LI/SS	Ply rating	TL/TT	Rim	Permitted rims	Width (in)	Diameter (in)	Loaded static radius (in)	Rolling circumference (in)	Pressure (psi)	Max. inflation pressure (psi)	Tread depth (1/32 in)	Tread code	Min. dual spacing (in)
T445544	12.00-20	173A2	20	TT	8.5	9.0	13.5	46.4	21.7	141	123	145	45	L-5S	14.9

LOAD CAPACITY FOR UNDERGROUND LOADER, LB

Pressure (psi)	0 mph	creep	2.5 mph	5 mph
80	17770	14440	12665	11110
83	18245	14825	12995	11400
87	18705	15190	13325	11685
91	19160	15565	13645	11970
94	19600	15930	13965	12245
98	20040	16280	14275	12520
102	20470	16635	14585	12785
105	20890	16975	14880	13050
109	21310	17315	15180	13315
112	21725	17650	15475	13580
116	22135	17980	15765	13835
120	22530	18310	16050	14075
123	22930	18630	16335	14330

WATER AND SALT BALLASTING

Tire volume 100%		Water filling 75%		Water/salt filling (75% / -30°C)				Total weight increase	
Litres	Gallons	Litres	Gallons	Water		Salt		kg	lbs
				Litres	Gallons	kg	lbs		
135	36	101	27	83	22	42	93	125	276

(CaCl2, 75%, -30°C) Always use a tube when filled with water/salt.

TUBES AND VALVES

Tube product code	Tube valve
T52810	V3.02.16

NOKIAN TYRES MINE KING L-5S 17.5-25 - T445540

Product code	Size	LI/SS	Ply rating	TL/TT	Rim	Permitted rims	Width (in)	Diameter (in)	Loaded static radius (in)	Rolling circumference (in)	Pressure (psi)	Max. inflation pressure (psi)	Tread depth (1/32 in)	Tread code	Min. dual spacing (in)
T445540	17.5-25	184A2	24	TL	14.00/1.5	14.00/1.3	17.5	55.1	26	168.9	98	116	83	L-5S	21

LOAD CAPACITY FOR UNDERGROUND LOADER, LB

Pressure (psi)	0 mph	creep	2.5 mph	5 mph
54	22510	18285	16040	14065
58	23380	18995	16655	14605
62	24220	19675	17250	15135
65	25045	20350	17845	15655
69	25850	21000	18420	16160
73	26630	21640	18980	16645
76	27405	22265	19520	17130
80	28165	22885	20060	17605
83	28905	23480	20590	18065
87	29630	24075	21110	18520
91	30345	24660	21625	18970
94	31050	25230	22125	19410
98	31745	25795	22620	19840

WATER AND SALT BALLASTING

Tire volume 100%		Water filling 75%		Water/salt filling (75% / -30°C)				Total weight increase	
Litres	Gallons	Litres	Gallons	Water		Salt		kg	lbs
				Litres	Gallons	kg	lbs		
260	69	195	52	160	42	82	180	242	534

(CaCl2, 75%, -30°C) Always use a tube when filled with water/salt.

TUBES AND VALVES

Tube product code T55867	Tube valve TR J1175
Tubeless valve TR650	

NOKIAN TYRES MINE KING L-5S 17.5-25 - T445580

Product code	Size	LI/SS	Ply rating	TL/TT	Rim	Permitted rims	Width (in)	Diameter (in)	Loaded static radius (in)	Rolling circumference (in)	Pressure (psi)	Max. inflation pressure (psi)	Tread depth (1/32 in)	Tread code	Min. dual spacing (in)
T445580	17.5-25	188A2	34	TL	14.00/1.5	14.00/1.3	17.9	55.7	26.1	169.6	116	145	83	L-5S	21

LOAD CAPACITY FOR UNDERGROUND LOADER, LB

Pressure (psi)	0 mph	creep	2.5 mph	5 mph
87	29805	24220	21240	18630
91	30535	24800	21750	19080
94	31240	25385	22255	19520
98	31935	25950	22750	19965
102	32630	26510	23250	20395
105	33300	27060	23720	20810
109	33960	27600	24205	21230
112	34625	28130	24670	21640
116	35275	28660	25135	22045

WATER AND SALT BALLASTING

Tire volume 100%		Water filling 75%		Water/salt filling (75% / -30°C)				Total weight increase	
Litres	Gallons	Litres	Gallons	Water		Salt		kg	lbs
				Litres	Gallons	kg	lbs		
260	69	195	52	160	42	82	180	242	534

(CaCl₂, 75%, -30°C) Always use a tube when filled with water/salt.

TUBES AND VALVES

Tube product code T55867	Tube valve TR J1175
Tubeless valve TR650	

NOKIAN TYRES MINE KING L-5S 18.00-25 - T445545

Product code	Size	LI/SS	Ply rating	TL/TT	Rim	Permitted rims	Width (in)	Diameter (in)	Loaded static radius (in)	Rolling circumference (in)	Pressure (psi)	Max. inflation pressure (psi)	Tread depth (1/32 in)	Tread code	Min. dual spacing (in)
T445545	18.00-25	202A2	32	TL	13.00/2.5	15.00/2.5, 13.00/2.5 IF	20.7	65.9	30.4	201.6	109	116	100	L-5S	23.5

LOAD CAPACITY FOR UNDERGROUND LOADER, LB

Pressure (psi)	0 mph	creep	2.5 mph	5 mph
65	39240	31890	27965	24525
69	40500	32915	28860	25320
73	41735	33905	29740	26090
76	42945	34900	30600	26840
80	44135	35860	31450	27580
83	45295	36805	32275	28305
87	46440	37730	33080	29025
91	47555	38635	33885	29720
94	48665	39540	34670	30415
98	49745	40420	35450	31095
102	50815	41295	36210	31760
105	51875	42140	36960	32420
109	52910	42990	37700	33070

WATER AND SALT BALLASTING

Tire volume 100%		Water filling 75%		Water/salt filling (75% / -30°C)				Total weight increase	
Litres	Gallons	Litres	Gallons	Water		Salt		kg	lbs
				Litres	Gallons	kg	lbs		
505	133	379	100	311	82	158	349	469	1034

(CaCl₂, 75%, -30°C) Always use a tube when filled with water/salt.

TUBES AND VALVES

Tube product code T55831	Tube valve TR J1175
Tubeless valve TR650	

NOKIAN TYRES MINE KING L-5S 26.5-25 - T445546

Product code	Size	LI/SS	Ply rating	TL/TT	Rim	Permitted rims	Width (in)	Diameter (in)	Loaded static radius (in)	Rolling circumference (in)	Pressure (psi)	Max. inflation pressure (psi)	Tread depth (1/32 in)	Tread code	Min. dual spacing (in)
T445546	26.5-25	209A2	36	TL	22.00/3.0	22.00/3.0 IF	26.9	70.5	32.6	216.7	91	116	113	L-5S	31.8

LOAD CAPACITY FOR UNDERGROUND LOADER, LB

Pressure (psi)	0 mph	creep	2.5 mph	5 mph
44	42470	34515	30270	26545
47	44510	36165	31715	27820
51	46485	37765	33125	29055
54	48405	39320	34480	30245
58	50265	40840	35815	31415
62	52075	42320	37105	32550
65	53850	43750	38370	33655
69	55580	45160	39595	34735
73	57275	46530	40810	35790
76	58930	47885	41985	36830
80	60550	49195	43145	37840
83	62150	50495	44280	38845
87	63715	51765	45395	39825
91	65255	53020	46495	40785

WATER AND SALT BALLASTING

Tire volume 100%		Water filling 75%		Water/salt filling (75% / -30°C)				Total weight increase	
Litres	Gallons	Litres	Gallons	Water		Salt		kg	lbs
				Litres	Gallons	kg	lbs		
745	197	559	148	458	121	234	515	692	1526

(CaCl₂, 75%, -30°C) Always use a tube when filled with water/salt.

TUBES AND VALVES

Tubeless valve TR650

NOKIAN TYRES MINE KING L-5S 29.5-29 - T445547

Product code	Size	LI/SS	Ply rating	TL/TT	Rim	Permitted rims	Width (in)	Diameter (in)	Loaded static radius (in)	Rolling circumference (in)	Pressure (psi)	Max. inflation pressure (psi)	Tread depth (1/32 in)	Tread code	Min. dual spacing (in)
T445547	29.5-29	218A2	40	TL	25.00/3.5	24.00/3.5	30.2	79.5	36.4	241.9	91	116	123	L-5S	35.4

LOAD CAPACITY FOR UNDERGROUND LOADER, LB

Pressure (psi)	0 mph	creep	2.5 mph	5 mph
62	66435	53980	47335	41525
65	68695	55810	48945	42935
69	70900	57605	50520	44315
73	73060	59360	52050	45660
76	75180	61080	53560	46980
80	77250	62765	55040	48280
83	79280	64420	56495	49550
87	81285	66040	57915	50805
91	83245	67640	59315	52030

WATER AND SALT BALLASTING

Tire volume 100%		Water filling 75%		Water/salt filling (75% / -30°C)				Total weight increase	
Litres	Gallons	Litres	Gallons	Water		Salt		kg	lbs
				Litres	Gallons	kg	lbs		
991	262	743	196	610	161	311	685	921	2030

(CaCl₂, 75%, -30°C) Always use a tube when filled with water/salt.

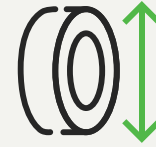
TUBES AND VALVES

Tubeless valve TR650

NOKIAN TYRES MINE L-3S

THE FIRST UNDERGROUND LOADER TIRE THAT IS READY FOR PROTECTIVE CHAINS

- Strong, stable tire for extreme conditions.
- Supports the chains in an optimal way and can be set instantly – no modification is needed.
- With chains compatible with the chainless L-5S tires.



AVAILABLE SIZES

- 26.5-25 - T445522

NOKIAN TYRES MINE L-3S

ALL SIZES

Product code	Size	LI/SS	Ply rating	TL/TT	Rim	Permitted rims	Width (in)	Diameter (in)	Loaded static radius (in)	Rolling circumference (in)	Pressure (psi)	Max. inflation pressure (psi)	Tread depth (1/32 in)	Tread code	Min. dual spacing (in)	Load capacity, lb			
																Speed (mph)			
																0	creep	2.5	5
T445522	26.5-25	209A2	36	TL	22.00/3.0	22.00/3.0 IF	26	67.2	30.5	202.2	91	116	53	L-3S	31.8	65255	53020	46495	40785

NOKIAN TYRES MINE L-3S 26.5-25 - T445522

Product code	Size	LI/SS	Ply rating	TL/TT	Rim	Permitted rims	Width (in)	Diameter (in)	Loaded static radius (in)	Rolling circumference (in)	Pressure (psi)	Max. inflation pressure (psi)	Tread depth (1/32 in)	Tread code	Min. dual spacing (in)
T445522	26.5-25	209A2	36	TL	22.00/3.0	22.00/3.0 IF	26	67.2	30.5	202.2	91	116	53	L-3S	31.8

LOAD CAPACITY FOR UNDERGROUND LOADER, LB

Pressure (psi)	0 mph	creep	2.5 mph	5 mph
44	42470	34515	30270	26545
47	44510	36165	31715	27820
51	46485	37765	33125	29055
54	48405	39320	34480	30245
58	50265	40840	35815	31415
62	52075	42320	37105	32550
65	53850	43750	38370	33655
69	55580	45160	39595	34735
73	57275	46530	40810	35790
76	58930	47885	41985	36830
80	60550	49195	43145	37840
83	62150	50495	44280	38845
87	63715	51765	45395	39825
91	65255	53020	46495	40785

WATER AND SALT BALLASTING

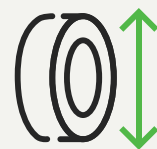
Tire volume 100%		Water filling 75%		Water/salt filling (75% / -30°C)				Total weight increase	
Litres	Gallons	Litres	Gallons	Water		Salt		kg	lbs
				Litres	Gallons	kg	lbs		
745	197	559	148	458	121	234	515	692	1526

(CaCl2, 75%, -30°C) Always use a tube when filled with water/salt.

NOKIAN TYRES NORDMAN MINE E-4

DURABILITY FOR ARTICULATED DUMP TRUCKS

- Durable radial all-steel structure
- Excellent choice for rough conditions in quarries
- Cost effective mine tire - EUR/h



AVAILABLE SIZES

- 26.5R25 - T845483
- 29.5R25 - T845482

NOKIAN TYRES NORDMAN MINE E-4

ALL SIZES

Product code	Size	LI/SS	TL/TT	Rim	Permitted rims	Width (in)	Diameter (in)	Loaded static radius (in)	Rolling circumference (in)	Pressure (psi)	Max. inflation pressure (psi)	Tread depth (1/32 in)	Tread code	Min. dual spacing (in)	Load capacity, lb					
															Speed (mph)					
															12	15	17.5	22.5	25	30
T845483	26.5R25	209A2 (193B)	TL	22.00/3.0	22.00/3.0 IF	26.9	70.8	30.3	210.7	83	102	69	E-4	31.8	34260	32630	31405	30180	28550	25695
T845482	29.5R25	216A2 (200B)	TL	25.00/3.5	25.00/3.5 IF	30.2	75.6	32.2	226.3	83	102	76	E-4	35.4	41480	39505	38030	36540	34570	31105

NOKIAN TYRES NORDMAN MINE E-4 26.5R25 - T845483

Product code	Size	LI/SS	TL/TT	Rim	Permitted rims	Width (in)	Diameter (in)	Loaded static radius (in)	Rolling circumference (in)	Pressure (psi)	Max. inflation pressure (psi)	Tread depth (1/32 in)	Tread code	Min. dual spacing (in)
T845483	26.5R25	209A2 (193B)	TL	22.00/3.0	22.00/3.0 IF	26.9	70.8	30.3	210.7	83	102	69	E-4	31.8

LOAD CAPACITY FOR WHEEL LOADER, LB

Pressure (psi)	0 mph	creep	2.5 mph	5 mph	10 mph	12 mph	15 mph	17.5 mph	22.5 mph	25 mph	30 mph
58	49705	40390	35415	31065	27030	26090	24855	23920	22995	21750	19575
62	52020	42265	37060	32505	28285	27315	26015	25035	24065	22765	20480
65	54300	44115	38690	33940	29520	28505	27150	26135	25110	23755	21385
73	58765	47740	41865	36730	31955	30855	29375	28275	27185	25705	23140
76	60960	49525	43430	38095	33145	32000	30480	29335	28185	26665	23995
80	63120	51280	44975	39450	34315	33135	31560	30380	29190	27615	24855
83	65255	53020	46495	40785	35485	34260	32630	31405	30180	28550	25695

WATER AND SALT BALLASTING

Tire volume 100%		Water filling 75%		Water/salt filling (75% / -30°C)				Total weight increase	
Litres	Gallons	Litres	Gallons	Litres	Gallons	kg	lbs	kg	lbs
896	237	672	178	551	146	281	620	832	1834

(CaCl₂, 75%, -30°C) Always use a tube when filled with water/salt.

TUBES AND VALVES

Tubeless valve TR650

NOKIAN TYRES NORDMAN MINE E-4 29.5R25 - T845482

Product code	Size	LI/SS	TL/TT	Rim	Permitted rims	Width (in)	Diameter (in)	Loaded static radius (in)	Rolling circumference (in)	Pressure (psi)	Max. inflation pressure (psi)	Tread depth (1/32 in)	Tread code	Min. dual spacing (in)
T845482	29.5R25	216A2 (200B)	TL	25.00/3.5	25.00/3.5 IF	30.2	75.6	32.2	226.3	83	102	76	E-4	35.4

LOAD CAPACITY FOR WHEEL LOADER, LB

Pressure (psi)	0 mph	creep	2.5 mph	5 mph	10 mph	12 mph	15 mph	17.5 mph	22.5 mph	25 mph	30 mph
58	60185	48900	42880	37610	32730	31590	30095	28970	27835	26335	23700
62	62985	51180	44875	39365	34250	33070	31495	30315	29135	27560	24800
65	65740	53420	46850	41095	35750	34515	32870	31635	30400	28760	25880
73	71155	57805	50695	44465	38690	37355	35570	34240	32905	31130	28020
76	73800	59965	52580	46130	40135	38745	36905	35515	34140	32285	29055
80	76425	62095	54455	47765	41555	40125	38205	36775	35340	33435	30095
83	79015	64200	56295	49385	42970	41480	39505	38030	36540	34570	31105

WATER AND SALT BALLASTING

Tire volume 100%		Water filling 75%		Water/salt filling (75% / -30°C)				Total weight increase	
Litres	Gallons	Litres	Gallons	Litres	Gallons	kg	lbs	kg	lbs
1196	316	897	237	736	194	375	827	1111	2449

(CaCl₂, 75%, -30°C) Always use a tube when filled with water/salt.

TUBES AND VALVES

Tubeless valve TR650



— PORTS AND TERMINALS

The relentless lifting, moving and transporting of heavy loads, requires besides high load bearing capacity absolute precision and stability from the tires. The much praised wear resistance of our container and material handling tires is based on thorough material and structure development.

nokian[®]
TYRES

PORTS AND TERMINALS TIRES

REACH STACKER



329
Nokian Tyres
HTS G2 E-4



335
Nokian Tyres
HTS G2 L-4S

WHEELED EXCAVATOR



352
Nokian Tyres
Armor Gard 2

REACH STACKER LOAD AXLE USE



339
Nokian Tyres
HTS G2 L-5S

FORK LIFT



342
Nokian Tyres
Armor Gard

RTG



345
Nokian Tyres
RTG

TERMINAL TRACTOR

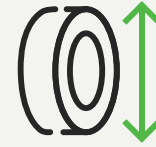


349
Nokian Tyres
HTS Tugger

NOKIAN TYRES HTS G2 E-4

KEEP THE GOODS MOVING – EFFICIENTLY AND ECONOMICALLY

- Supported blocks with chamfered edges improve tire cooling and turning properties.
- Bias carcass structure improves the tire stability and enables effective loading operations.
- Harbour-specific tread compound enables excellent service life.



AVAILABLE SIZES

- 14.00-24 - T445710
- 16.00-25 - T445711
- 18.00-25 - T445637
- 18.00-33 - T445662

NOKIAN TYRES HTS G2 E-4

ALL SIZES

Product code	Size	LI/SS	Ply rating	TL/TT	Rim	Permitted rims	Width (in)	Diameter (in)	Loaded static radius (in)	Rolling circumference (in)	Pressure (psi)	Max. inflation pressure (psi)	Tread depth (1/32 in)	Tread code	Min. dual spacing (in)	Load capacity for Load wheel, lb					
																Speed (mph)					
																0	creep	2.5	5	12	15
T445710	14.00-24	188A5	28	TL	10.00WA	10.00VA	15.4	55	25.2	165.2	145	145	60	E-4	17.7	33070	28660	28660	28660	28660	28660
T445711	16.00-25	199A5	36	TL	11.25/2.0	11.25/2.0 IF, 13.00/2.0	17.8	60.5	27.3	181.3	145	145	72	E-4	20.4	44975	38980	38980	38980	38980	38980
T445637	18.00-25	207A5	40	TL	13.00/2.5	13.00/2.5 IF, 15.00/2.5	21.2	65.6	30.1	200.8	145	145	73	E-4	23.5	57870	50155	50155	50155	50155	50155
T445662	18.00-33	214A5	40	TL	13.00/2.5	13.00/2.5 IF	20.2	73.5	33.4	222.4	145	145	88	E-4	23.5	70105	60760	60760	60760	60760	60760

NOKIAN TYRES HTS G2 E-4 14.00-24 - T445710

Product code	Size	LI/SS	Ply rating	TL/TT	Rim	Permitted rims	Width (in)	Diameter (in)	Loaded static radius (in)	Rolling circumference (in)	Pressure (psi)	Max. inflation pressure (psi)	Tread depth (1/32 in)	Tread code	Min. dual spacing (in)
T445710	14.00-24	188A5	28	TL	10.00WA	10.00VA	15.4	55	25.2	165.2	145	145	60	E-4	17.7

LOAD CAPACITY FOR REACH STACKER, LB

Pressure (psi)	Load wheel						Steer wheel					
	0 mph	creep	2.5 mph	5 mph	12 mph	15 mph	0 mph	creep	2.5 mph	5 mph	12 mph	15 mph
145	33070	28660	28660	28660	28660	28660	26455	23150	23150	23150	22045	22045

WATER AND SALT BALLASTING

Tire volume 100%		Water filling 75%		Water/salt filling (75% / -30°C)				Total weight increase	
				Water		Salt			
Litres	Gallons	Litres	Gallons	Litres	Gallons	kg	lbs	kg	lbs
232	61	174	46	143	38	73	160	216	476

(CaCl2, 75%, -30°C) Always use a tube when filled with water/salt.

TUBES AND VALVES

Tube product code T55767	Tube valve TR1175A
Tubeless valve TR650	

STUDDABLE

Studdable Yes

NOKIAN TYRES HTS G2 E-4 16.00-25 - T445711

Product code	Size	LI/SS	Ply rating	TL/TT	Rim	Permitted rims	Width (in)	Diameter (in)	Loaded static radius (in)	Rolling circumference (in)	Pressure (psi)	Max. inflation pressure (psi)	Tread depth (1/32 in)	Tread code	Min. dual spacing (in)
T445711	16.00-25	199A5	36	TL	11.25/2.0	11.25/2.0 IF, 13.00/2.0	17.8	60.5	27.3	181.3	145	145	72	E-4	20.4

LOAD CAPACITY FOR REACH STACKER, LB

Pressure (psi)	Load wheel						Steer wheel					
	0 mph	creep	2.5 mph	5 mph	12 mph	15 mph	0 mph	creep	2.5 mph	5 mph	12 mph	15 mph
145	44975	38980	38980	38980	38980	38980	35980	31480	31480	31480	29985	29985

WATER AND SALT BALLASTING

Tire volume 100%		Water filling 75%		Water/salt filling (75% / -30°C)				Total weight increase	
Litres	Gallons	Litres	Gallons	Water		Salt		kg	lbs
				Litres	Gallons	kg	lbs		
314	83	236	62	193	51	99	217	292	644

(CaCl2, 75%, -30°C) Always use a tube when filled with water/salt.

TUBES AND VALVES

Tube product code T55810	Tube valve TRJ1175
Tubeless valve TR650	

STUDDABLE

Studdable Yes

NOKIAN TYRES HTS G2 E-4 18.00-25 - T445637

Product code	Size	LI/SS	Ply rating	TL/TT	Rim	Permitted rims	Width (in)	Diameter (in)	Loaded static radius (in)	Rolling circumference (in)	Pressure (psi)	Max. inflation pressure (psi)	Tread depth (1/32 in)	Tread code	Min. dual spacing (in)
T445637	18.00-25	207A5	40	TL	13.00/2.5	13.00/2.5 IF, 15.00/2.5	21.2	65.6	30.1	200.8	145	145	73	E-4	23.5

LOAD CAPACITY FOR REACH STACKER, LB

Pressure (psi)	Load wheel						Steer wheel					
	0 mph	creep	2.5 mph	5 mph	12 mph	15 mph	0 mph	creep	2.5 mph	5 mph	12 mph	15 mph
145	57870	50155	50155	50155	50155	50155	46295	40510	40510	40510	38580	38580

WATER AND SALT BALLASTING

Tire volume 100%		Water filling 75%		Water/salt filling (75% / -30°C)				Total weight increase	
Litres	Gallons	Litres	Gallons	Water		Salt		kg	lbs
				Litres	Gallons	kg	lbs		
470	124	353	93	289	76	147	325	436	961

(CaCl2, 75%, -30°C) Always use a tube when filled with water/salt.

TUBES AND VALVES

Tube product code	Tube valve
T55831	TR J1175
Tubeless valve	
TR650	

STUDDABLE

Studdable
Yes

NOKIAN TYRES HTS G2 E-4 18.00-33 - T445662

Product code	Size	LI/SS	Ply rating	TL/TT	Rim	Permitted rims	Width (in)	Diameter (in)	Loaded static radius (in)	Rolling circumference (in)	Pressure (psi)	Max. inflation pressure (psi)	Tread depth (1/32 in)	Tread code	Min. dual spacing (in)
T445662	18.00-33	214A5	40	TL	13.00/2.5	13.00/2.5 IF	20.2	73.5	33.4	222.4	145	145	88	E-4	23.5

LOAD CAPACITY FOR REACH STACKER, LB

Pressure (psi)	Load wheel						Steer wheel					
	0 mph	creep	2.5 mph	5 mph	12 mph	15 mph	0 mph	creep	2.5 mph	5 mph	12 mph	15 mph
145	70105	60760	60760	60760	60760	60760	56085	49075	49075	49075	46740	46740

WATER AND SALT BALLASTING

Tire volume 100%		Water filling 75%		Water/salt filling (75% / -30°C)				Total weight increase	
Litres	Gallons	Litres	Gallons	Water		Salt		kg	lbs
				Litres	Gallons	kg	lbs		
520	137	390	103	320	85	163	360	483	1065

(CaCl2, 75%, -30°C) Always use a tube when filled with water/salt.

TUBES AND VALVES

Tubeless valve TR650

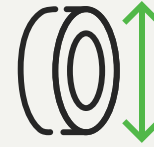
STUDDABLE

Studdable Yes

NOKIAN TYRES HTS G2 L-4S

HARD-WEARING REACH STACKER TIRE WITH SLICK, SMOOTH TREAD

- Deep, long-lasting smooth tread for extensive tire service life and puncture resistance.
- Bias carcass structure improves the tire stability and enables effective loading operations.
- Harbour-specific tread compound enables excellent service life.



AVAILABLE SIZES

- 18.00-25 - T445638
- 18.00-33 - T445663

NOKIAN TYRES HTS G2 L-4S

ALL SIZES

Product code	Size	LI/SS	Ply rating	TL/TT	Rim	Permitted rims	Width (in)	Diameter (in)	Loaded static radius (in)	Rolling circumference (in)	Pressure (psi)	Max. inflation pressure (psi)	Tread depth (1/32 in)	Tread code	Min. dual spacing (in)	Load capacity for Load wheel, lb					
																Speed (mph)					
																0	creep	2.5	5	12	15
T445638	18.00-25	207A5	40	TL	13.00/2.5	13.00/2.5 IF, 15.00/2.5	21.2	65.6	30.3	196.9	145	145	74	L-4S	23.5	57870	50155	50155	50155	50155	50155
T445663	18.00-33	214A5	40	TL	13.00/2.5	13.00/2.5 IF	20.4	73.2	33.4	223.1	145	145	76	L-4S	23.5	70105	60760	60760	60760	60760	60760

NOKIAN TYRES HTS G2 L-4S 18.00-25 - T445638

Product code	Size	LI/SS	Ply rating	TL/TT	Rim	Permitted rims	Width (in)	Diameter (in)	Loaded static radius (in)	Rolling circumference (in)	Pressure (psi)	Max. inflation pressure (psi)	Tread depth (1/32 in)	Tread code	Min. dual spacing (in)
T445638	18.00-25	207A5	40	TL	13.00/2.5	13.00/2.5 IF, 15.00/2.5	21.2	65.6	30.3	196.9	145	145	74	L-4S	23.5

LOAD CAPACITY FOR REACH STACKER, LB

Pressure (psi)	Load wheel						Steer wheel					
	0 mph	creep	2.5 mph	5 mph	12 mph	15 mph	0 mph	creep	2.5 mph	5 mph	12 mph	15 mph
145	57870	50155	50155	50155	50155	50155	46295	40510	40510	40510	38580	38580

WATER AND SALT BALLASTING

Tire volume 100%		Water filling 75%		Water/salt filling (75% / -30°C)				Total weight increase	
Litres	Gallons	Litres	Gallons	Water		Salt		kg	lbs
				Litres	Gallons	kg	lbs		
470	124	353	93	289	76	147	325	436	961

(CaCl2, 75%, -30°C) Always use a tube when filled with water/salt.

TUBES AND VALVES

Tube product code T55831	Tube valve TR J1175
Tubeless valve TR650	

STUDDABLE

Studdable Yes

NOKIAN TYRES HTS G2 L-4S 18.00-33 - T445663

Product code	Size	LI/SS	Ply rating	TL/TT	Rim	Permitted rims	Width (in)	Diameter (in)	Loaded static radius (in)	Rolling circumference (in)	Pressure (psi)	Max. inflation pressure (psi)	Tread depth (1/32 in)	Tread code	Min. dual spacing (in)
T445663	18.00-33	214A5	40	TL	13.00/2.5	13.00/2.5 IF	20.4	73.2	33.4	223.1	145	145	76	L-4S	23.5

LOAD CAPACITY FOR REACH STACKER, LB

Pressure (psi)	Load wheel						Steer wheel					
	0 mph	creep	2.5 mph	5 mph	12 mph	15 mph	0 mph	creep	2.5 mph	5 mph	12 mph	15 mph
145	70105	60760	60760	60760	60760	60760	56085	49075	49075	49075	46740	46740

WATER AND SALT BALLASTING

Tire volume 100%		Water filling 75%		Water/salt filling (75% / -30°C)				Total weight increase	
Litres	Gallons	Litres	Gallons	Water		Salt		kg	lbs
				Litres	Gallons	kg	lbs		
520	137	390	103	320	85	163	360	483	1065

(CaCl₂, 75%, -30°C) Always use a tube when filled with water/salt.

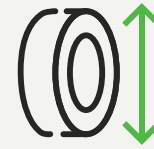
TUBES AND VALVES

Tubeless valve TR650

NOKIAN TYRES HTS G2 L-5S

**LONG-LASTING FRONT TIRE FOR REACH
STACKERS – THE SMOOTH, EXTRA-DEEP
TREAD OFFERS MORE WORKING HOURS**

- Extra-deep, long-lasting smooth tread increases tread durability and puncture resistance.
- Bias carcass structure improves the tire stability and enables effective loading operations.
- Harbour-specific tread compound enables excellent service life.



AVAILABLE SIZES

- 18.00-25 - T445805



NOKIAN TYRES HTS G2 L-5S

ALL SIZES

Product code	Size	LI/SS	Ply rating	TL/TT	Rim	Permitted rims	Width (in)	Diameter (in)	Loaded static radius (in)	Rolling circumference (in)	Pressure (psi)	Max. inflation pressure (psi)	Tread depth (1/32 in)	Tread code	Min. dual spacing (in)	Load capacity for Load wheel, lb					
																Speed (mph)					
																0	creep	2.5	5	12	15
T445805	18.00-25	207A5	40	TL	13.00/2.5	13.00/2.5 IF, 15.00/2.5	20.6	65.7	29.3	198.1	145	145	100	L-5S	23.5	57870	50155	50155	50155	50155	50155

NOKIAN TYRES HTS G2 L-5S 18.00-25 - T445805

Product code	Size	LI/SS	Ply rating	TL/TT	Rim	Permitted rims	Width (in)	Diameter (in)	Loaded static radius (in)	Rolling circumference (in)	Pressure (psi)	Max. inflation pressure (psi)	Tread depth (1/32 in)	Tread code	Min. dual spacing (in)
T445805	18.00-25	207A5	40	TL	13.00/2.5	13.00/2.5 IF, 15.00/2.5	20.6	65.7	29.3	198.1	145	145	100	L-5S	23.5

LOAD CAPACITY FOR REACH STACKER LOAD AXLE USE, LB

Pressure (psi)	Load wheel					
	0 mph	creep	2.5 mph	5 mph	12 mph	15 mph
145	57870	50155	50155	50155	50155	50155

WATER AND SALT BALLASTING

Tire volume 100%		Water filling 75%		Water/salt filling (75% / -30°C)				Total weight increase	
Litres	Gallons	Litres	Gallons	Water		Salt		kg	lbs
				Litres	Gallons	kg	lbs		
405	107	304	80	249	66	127	280	376	829

(CaCl2, 75%, -30°C) Always use a tube when filled with water/salt.

TUBES AND VALVES

Tube product code T55831	Tube valve TR J1175
Tubeless valve TR650	

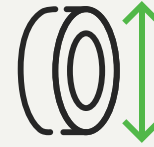
STUDDABLE

Studdable Yes

NOKIAN TYRES ARMOR GARD

LONG SERVICE LIFE FOR MATERIAL HANDLING MACHINES AND LOADERS

- Strong tire carcass enables precise steering and stability.
- Special rubber compound optimized for harbor use gives an excellent service life.
- Sturdy structure enables long service life as well as great retreading properties.



AVAILABLE SIZES

- 12.00-20 - T445459



NOKIAN TYRES ARMOR GARD

ALL SIZES

Product code	Size	LI/SS	Ply rating	TL/TT	Rim	Permitted rims	Width (in)	Diameter (in)	Loaded static radius (in)	Rolling circumference (in)	Pressure (psi)	Max. inflation pressure (psi)	Tread depth (1/32 in)	Tread code	Min. dual spacing (in)	Load capacity for Load wheel, lb					
																Speed (mph)					
																0	creep	2.5	5	12	15
T445459	12.00-20	176A5 (176A5)	20	TT	8.5	9.0	13	45.2	20.5	135.1	145	145	32	E-2	14.9	23635	20350	20350	20350	20350	20350

NOKIAN TYRES ARMOR GARD 12.00-20 - T445459

Product code	Size	LI/SS	Ply rating	TL/TT	Rim	Permitted rims	Width (in)	Diameter (in)	Loaded static radius (in)	Rolling circumference (in)	Pressure (psi)	Max. inflation pressure (psi)	Tread depth (1/32 in)	Tread code	Min. dual spacing (in)
T445459	12.00-20	176A5 (176A5)	20	TT	8.5	9.0	13	45.2	20.5	135.1	145	145	32	E-2	14.9

LOAD CAPACITY FOR FORK LIFT, LB

Pressure (psi)	Load wheel						Steer wheel					
	0 mph	creep	2.5 mph	5 mph	12 mph	15 mph	0 mph	creep	2.5 mph	5 mph	12 mph	15 mph
116	20745	17855	17855	17855	17855	17855	16480	14430	14430	14430	13735	13735
120	21120	18190	18190	18190	18190	18190	16790	14685	14685	14685	13990	13990
123	21495	18510	18510	18510	18510	18510	17075	14945	14945	14945	14230	14230
127	21860	18815	18815	18815	18815	18815	17370	15200	15200	15200	14475	14475
131	22225	19135	19135	19135	19135	19135	17660	15455	15455	15455	14715	14715
134	22585	19445	19445	19445	19445	19445	17945	15710	15710	15710	14960	14960
138	22940	19740	19740	19740	19740	19740	18230	15950	15950	15950	15190	15190
141	23290	20050	20050	20050	20050	20050	18510	16195	16195	16195	15420	15420
145	23635	20350	20350	20350	20350	20350	18785	16435	16435	16435	15655	15655

WATER AND SALT BALLASTING

Tire volume 100%		Water filling 75%		Water/salt filling (75% / -30°C)				Total weight increase	
Litres	Gallons	Litres	Gallons	Water		Salt		kg	lbs
				Litres	Gallons	kg	lbs		
145	38	109	29	89	24	45	100	134	295

(CaCl₂, 75%, -30°C) Always use a tube when filled with water/salt.

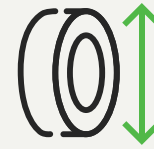
TUBES AND VALVES

Tube product code	Tube valve
T52810	V3.02.16

NOKIAN TYRES RTG

MORE AGILITY AND DURABILITY FOR THE RTG CRANES

- Tread pattern and tire shape that allow the wheel to turn more easily.
- Low heat build-up slows down tire wear and gives it more operating hours.
- Special rubber compound optimized for harbour use.



AVAILABLE SIZES

- 14.00-24 - T445471
- 18.00-25 - T445468

NOKIAN TYRES RTG

ALL SIZES

Product code	Size	LI/SS	Ply rating	TL/TT	Rim	Permitted rims	Width (in)	Diameter (in)	Loaded static radius (in)	Rolling circumference (in)	Pressure (psi)	Max. inflation pressure (psi)	Tread depth (1/32 in)	Tread code	Min. dual spacing (in)	Load capacity, lb				
																Speed (mph)				
																0	2.5	5	12	15
T445471	14.00-24	186A5	28	TL	10.00W	10.00WA, 10.00VA	15.4	53.7	24.8	163.3	145	145	29	E-2	17.7	31415	27225	27225	27225	27225
T445468	18.00-25	207A5	40	TL	13.00/2.5	13.00/2.5 IF, 15.00/2.5			29.1	195.9	145	145	40	E-3	23.5	57870	50155	50155	50155	50155

NOKIAN TYRES RTG 14.00-24 - T445471

Product code	Size	LI/SS	Ply rating	TL/TT	Rim	Permitted rims	Width (in)	Diameter (in)	Loaded static radius (in)	Rolling circumference (in)	Pressure (psi)	Max. inflation pressure (psi)	Tread depth (1/32 in)	Tread code	Min. dual spacing (in)
T445471	14.00-24	186A5	28	TL	10.00W	10.00WA, 10.00VA	15.4	53.7	24.8	163.3	145	145	29	E-2	17.7

LOAD CAPACITY FOR RTG, LB

Pressure (psi)	0 mph	2.5 mph	5 mph	12 mph	15 mph
145	31415	27225	27225	27225	27225

WATER AND SALT BALLASTING

Tire volume 100%		Water filling 75%		Water/salt filling (75% / -30°C)				Total weight increase	
Litres	Gallons	Litres	Gallons	Water		Salt		kg	lbs
				Litres	Gallons	kg	lbs		
225	59	169	45	138	37	71	156	209	461

(CaCl2, 75%, -30°C) Always use a tube when filled with water/salt.

TUBES AND VALVES

Tube product code T55767	Tube valve TR1175A
Tubeless valve TR650	

NOKIAN TYRES RTG 18.00-25 - T445468

Product code	Size	LI/SS	Ply rating	TL/TT	Rim	Permitted rims	Loaded static radius (in)	Rolling circumference (in)	Pressure (psi)	Max. inflation pressure (psi)	Tread depth (1/32 in)	Tread code	Min. dual spacing (in)
T445468	18.00-25	207A5	40	TL	13.00/2.5	13.00/2.5 IF, 15.00/2.5	29.1	195.9	145	145	40	E-3	23.5

LOAD CAPACITY FOR RTG, LB

Pressure (psi)	0 mph	2.5 mph	5 mph	12 mph	15 mph
145	57870	50155	50155	50155	50155

WATER AND SALT BALLASTING

Tire volume 100%		Water filling 75%		Water/salt filling (75% / -30°C)				Total weight increase	
Litres	Gallons	Litres	Gallons	Water		Salt		kg	lbs
				Litres	Gallons	kg	lbs		
470	124	353	93	289	76	147	325	436	961

(CaCl₂, 75%, -30°C) Always use a tube when filled with water/salt.

TUBES AND VALVES

Tube product code T55831	Tube valve TR J1175
Tubeless valve TR650	

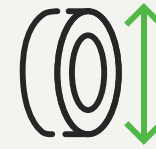
NOKIAN TYRES HTS TUGGER

MASSIVE LOAD CAPACITY FOR TERMINAL TRACTORS

- Sturdy multi-layer structure enables exceptional load-bearing capacity.
- Optimized for predictable handling.
- Designed to be as low as possible without compromising other qualities, making it ideal for terminal tractor use.



2024-04-20



AVAILABLE SIZES

- 315/60R22.5 - T445221

NOKIAN TYRES HTS TUGGER

ALL SIZES

Product code	Size	LI/SS	Reinforced code	TL/TT	Rim	Permitted rims	Width (in)	Diameter (in)	Loaded static radius (in)	Rolling circumference (in)	Pressure (psi)	Max. inflation pressure (psi)	Tread depth (1/32 in)	Tread code	Min. dual spacing (in)	Load capacity, lb					
																Speed (mph)					
																creep	2.5	5	12	15	22.5
T445221	315/60R22.5	174A5	SB	TL	9.00	9.75	11.9	37.3	16.7	113.8	145	145	26	IND-3	14.8	19200	19200	19200	16625	16625	14770

NOKIAN TYRES HTS TUGGER 315/60R22.5 - T445221

Product code	Size	LI/SS	Reinforced code	TL/TT	Rim	Permitted rims	Width (in)	Diameter (in)	Loaded static radius (in)	Rolling circumference (in)	Pressure (psi)	Max. inflation pressure (psi)	Tread depth (1/32 in)	Tread code	Min. dual spacing (in)
T445221	315/60R22.5	174A5	SB	TL	9.00	9.75	11.9	37.3	16.7	113.8	145	145	26	IND-3	14.8

LOAD CAPACITY FOR TERMINAL TRACTOR, LB

Pressure (psi)	0 mph	creep	2.5 mph	5 mph	12 mph	15 mph	22.5 mph
131	17745	17745	17745	17745	15355	15355	13645
134	18110	18110	18110	18110	15675	15675	13935
138	18475	18475	18475	18475	15995	15995	14210
141	18840	18840	18840	18840	16305	16305	14495
145	19200	19200	19200	19200	16625	16625	14770

WATER AND SALT BALLASTING

Tire volume 100%		Water filling 75%		Water/salt filling (75% / -30°C)				Total weight increase	
Litres	Gallons	Litres	Gallons	Water		Salt		kg	lbs
				Litres	Gallons	kg	lbs		
86	23	65	17	53	14	27	59	80	176

(CaCl₂, 75%, -30°C) Always use a tube when filled with water/salt.

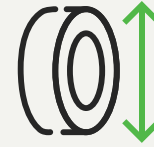
TUBES AND VALVES

Tubeless valve 155MS

NOKIAN TYRES ARMOR GARD 2

PREMIUM STABILITY FOR URBAN EXCAVATION

- Strong tire carcass enables precise steering and stability by absorbing shocks and swings.
- Long service life due to wider, improved tread pattern.
- The sharp shoulders and straight sidewalls prevent sidewall damages.



AVAILABLE SIZES

- 10.00-20 - T445649
- 11.00-20 - T445650

NOKIAN TYRES ARMOR GARD 2

ALL SIZES

Product code	Size	LI/SS	Ply rating	TL/TT	Rim	Permitted rims	Width (in)	Diameter (in)	Loaded static radius (in)	Rolling circumference (in)	Pressure (psi)	Max. inflation pressure (psi)	Tread depth (1/32 in)	Tread code	Min. dual spacing (in)	Load capacity, lb					
																Speed (mph)					
																15	17.5	22.5	25	27.5	30
T445649	10.00-20	148B (164A5)	16	TT	7.5	8.0	11.1	42	19.7	124.9	109	131	26	E-2	13.1	8820	8475	8125	7705	7365	6945
T445650	11.00-20	151B (170A5)	16	TT	8.0	8.5	12	43.5	20.4	132.3	109	131	29	E-2	13.9	9655	9280	8895	8445	8060	7605

NOKIAN TYRES ARMOR GARD 2 10.00-20 - T445649

Product code	Size	LI/SS	Ply rating	TL/TT	Rim	Permitted rims	Width (in)	Diameter (in)	Loaded static radius (in)	Rolling circumference (in)	Pressure (psi)	Max. inflation pressure (psi)	Tread depth (1/32 in)	Tread code	Min. dual spacing (in)
T445649	10.00-20	148B (164A5)	16	TT	7.5	8.0	11.1	42	19.7	124.9	109	131	26	E-2	13.1

LOAD CAPACITY FOR WHEELED EXCAVATOR, LB

Pressure (psi)	0 mph	creep	2.5 mph	5 mph	10 mph	12 mph	15 mph	17.5 mph	22.5 mph	25 mph	27.5 mph	30 mph
80	13975	11330	9965	8750	7595	7320	6990	6715	6440	6105	5830	5500
83	14450	11720	10295	9050	7850	7575	7230	6945	6660	6315	6030	5690
87	14925	12105	10635	9335	8100	7815	7465	7165	6880	6525	6230	5875
91	15390	12480	10970	9635	8355	8060	7695	7385	7090	6725	6415	6050
94	15840	12855	11290	9920	8610	8300	7925	7605	7295	6925	6615	6240
98	16305	13215	11620	10205	8850	8530	8145	7825	7505	7120	6800	6415
102	16755	13580	11940	10485	9105	8775	8380	8045	7715	7320	6990	6590
105	17195	13945	12260	10770	9350	9005	8600	8255	7925	7520	7175	6770
109	17635	14310	12565	11045	9580	9235	8820	8475	8125	7705	7365	6945

SUITABLE SPACER RING FOR DUAL MOUNTING - HTTSR0001 TYRE SPACER RING 75mm

WATER AND SALT BALLASTING

Tire volume 100%		Water filling 75%		Water/salt filling (75% / -30°C)				Total weight increase	
Litres	Gallons	Litres	Gallons	Water		Salt		kg	lbs
				Litres	Gallons	kg	lbs		
105	28	79	21	65	17	33	73	98	216

(CaCl₂, 75%, -30°C) Always use a tube when filled with water/salt.

TUBES AND VALVES

Tube product code	Tube valve
T52620	TR78

NOKIAN TYRES ARMOR GARD 2 11.00-20 - T445650

Product code	Size	LI/SS	Ply rating	TL/TT	Rim	Permitted rims	Width (in)	Diameter (in)	Loaded static radius (in)	Rolling circumference (in)	Pressure (psi)	Max. inflation pressure (psi)	Tread depth (1/32 in)	Tread code	Min. dual spacing (in)
T445650	11.00-20	151B (170A5)	16	TT	8.0	8.5	12	43.5	20.4	132.3	109	131	29	E-2	13.9

LOAD CAPACITY FOR WHEELED EXCAVATOR, LB

Pressure (psi)	0 mph	creep	2.5 mph	5 mph	10 mph	12 mph	15 mph	17.5 mph	22.5 mph	25 mph	27.5 mph	30 mph
80	15310	12410	10915	9580	8320	8015	7650	7350	7055	6690	6395	6030
83	15830	12840	11275	9910	8600	8290	7915	7605	7285	6925	6605	6230
87	16345	13250	11640	10230	8875	8555	8170	7850	7530	7145	6825	6440
91	16855	13670	12005	10550	9160	8820	8420	8090	7760	7365	7035	6635
94	17350	14075	12370	10860	9425	9085	8675	8335	7990	7585	7240	6835
98	17845	14475	12720	11175	9700	9350	8930	8575	8225	7805	7450	7035
102	18340	14880	13075	11485	9965	9600	9170	8805	8455	8015	7660	7220
105	18840	15280	13425	11795	10230	9865	9415	9050	8675	8235	7860	7420
109	19325	15665	13770	12090	10495	10120	9655	9280	8895	8445	8060	7605

WATER AND SALT BALLASTING

Tire volume 100%		Water filling 75%		Water/salt filling (75% / -30°C)				Total weight increase	
Litres	Gallons	Litres	Gallons	Water		Salt		kg	lbs
				Litres	Gallons	kg	lbs		
120	32	90	24	74	20	38	83	112	247

TUBES AND VALVES

Tube product code	Tube valve
T52720	TR179

(CaCl₂, 75%, -30°C) Always use a tube when filled with water/salt.



EARTHMOVING AND ROAD MAINTENANCE

Nokian Heavy Tyres produces tires for wheel loaders, excavators, graders, backhoe loaders and waste treatment machines. These tires offer supreme grip, driving comfort and durability. Tools for effortless and efficient contracting.

nokian
TYRES

EARTHMOVING AND ROAD MAINTENANCE TIRES

WHEEL LOADER



358
Nokian Tyres
Hakkapeliitta
Loader



364
Nokian Tyres
Loader Grip



369
Nokian Tyres
Loader Grip 2

BACKHOE LOADER



372
Nokian Tyres
Ground Kare



380
Nokian Tyres
Ground Kare
Semi-Slick

ROAD GRADER



358
Nokian Tyres
Hakkapeliitta
Loader

WHEELED EXCAVATOR



383
Nokian Tyres
Armor Gard 2



385
Nokian Tyres
Excavator

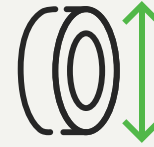


372
Nokian Tyres
Ground Kare

NOKIAN TYRES HAKKAPELIITTA LOADER

ALL-SEASON WHEEL LOADER TIRE WITH GREAT WINTER GRIP

- Aggressive tread design with dense siping gives you the best possible grip on snow and ice.
- All-new rubber compound and non-directional tire tread design ensure long service life and even wear.
- Re-designed carcass structure gives more lifetime and better stability.



AVAILABLE SIZES

- 14.00R24 - T445691
- 17.5R25 - T445590
- 20.5R25 - T445591
- 23.5R25 - T445592



NOKIAN TYRES HAKKAPELIITTA LOADER

ALL SIZES FOR ROAD GRADER

Product code	Size	LI/SS	Ply rating	Reinforced code	TL/TT	Rim	Permitted rims	Width (in)	Diameter (in)	Loaded static radius (in)	Rolling circumference (in)	Pressure (psi)	Max. inflation pressure (psi)	Tread depth (1/32 in)	Tread code	Min. dual spacing (in)	M+S	Load capacity, lb				
																		Speed (mph)				
																		0	5	12	17.5	25
T445691	14.00R24	153A8 (176A2)	★	SB	TL	8.00TG	10.00VA, 10.00WA, 10.00W	15	53.7	24.6	163.7	54	80	30	L-2	17.1	Yes	8045	8045	8045	8045	8045

ALL SIZES FOR WHEEL LOADER

Product code	Size	LI/SS	Ply rating	Reinforced code	TL/TT	Rim	Permitted rims	Width (in)	Diameter (in)	Loaded static radius (in)	Rolling circumference (in)	Pressure (psi)	Max. inflation pressure (psi)	Tread depth (1/32 in)	Tread code	Min. dual spacing (in)	M+S	Load capacity, lb					
																		Speed (mph)					
																		12	15	17.5	22.5	25	30
T445590	17.5R25	176A2 (153A8)	★	SB	TL	14.00/1.5	14.00/1.3 DC, 13.00/1.4 DC	17.3	52.9	23.3	160.6	65	65	35	L-2	21	Yes	13150	12520	12050	11585	10955	9865
T445591	20.5R25	186A2 (168B)	★	SB	TL	17.00/2.0	17.00/2.0 IF, 17.00/1.7	21.2	58.5	25.6	177.5	65	65	40	L-2	24.6	Yes	17595	16755	16125	15500	14660	13195
T445592	23.5R25	195A2 (176B)	★	SB	TL	19.50/2.5	19.50/2.5 IF	24.2	63.4	27.4	190.9	65	65	44	L-2	28.2	Yes	22500	21430	20625	19820	18750	16875

NOKIAN TYRES HAKKAPELIITTA LOADER 14.00R24 - T445691

Product code	Size	LI/SS	Ply rating	Reinforced code	TL/TT	Rim	Permitted rims	Width (in)	Diameter (in)	Loaded static radius (in)	Rolling circumference (in)	Pressure (psi)	Max. inflation pressure (psi)	Tread depth (1/32 in)	Tread code	Min. dual spacing (in)	M+S
T445691	14.00R24	153A8 (176A2)	★	SB	TL	8.00TG	10.00VA, 10.00WA, 10.00W	15	53.7	24.6	163.7	54	80	30	L-2	17.1	Yes

LOAD CAPACITY FOR ROAD GRADER, LB

Pressure (psi)	0 mph	5 mph	12 mph	17.5 mph	25 mph
29	5025	5025	5025	5025	5025
33	5490	5490	5490	5490	5490
36	5940	5940	5940	5940	5940
40	6370	6370	6370	6370	6370
44	6810	6810	6810	6810	6810
47	7230	7230	7230	7230	7230
51	7640	7640	7640	7640	7640
54	8045	8045	8045	8045	8045

WATER AND SALT BALLASTING

Tire volume 100%		Water filling 75%		Water/salt filling (75% / -30°C)				Total weight increase	
				Water		Salt			
Litres	Gallons	Litres	Gallons	Litres	Gallons	kg	lbs	kg	lbs
0	0	0	0	0	0	0	0	0	0

(CaCl₂, 75%, -30°C) Always use a tube when filled with water/salt.

TUBES AND VALVES

Tube product code	Tube valve
T55767	TR1175A
Tubeless valve	
TR650	

STUDDABLE

Studdable	Number of studs
Yes	168 pcs
Marked stud positions on tread	Recommended stud
	16-19

NOKIAN TYRES HAKKAPELIITTA LOADER 17.5R25 - T445590

Product code	Size	LI/SS	Ply rating	Reinforced code	TL/TT	Rim	Permitted rims	Width (in)	Diameter (in)	Loaded static radius (in)	Rolling circumference (in)	Pressure (psi)	Max. inflation pressure (psi)	Tread depth (1/32 in)	Tread code	Min. dual spacing (in)	M+S
T445590	17.5R25	176A2 (153A8)	★	SB	TL	14.00/1.5	14.00/1.3 DC, 13.00/1.4 DC	17.3	52.9	23.3	160.6	65	65	35	L-2	21	Yes

LOAD CAPACITY FOR WHEEL LOADER, LB

Pressure (psi)	0 mph	creep	2.5 mph	5 mph	10 mph	12 mph	15 mph	17.5 mph	22.5 mph	25 mph	30 mph
44	18475	15015	13160	11550	10040	9700	9235	8895	8545	8080	7275
47	19620	15940	13975	12260	10670	10295	9810	9445	9070	8585	7725
51	20745	16855	14780	12965	11275	10890	10375	9985	9590	9070	8170
54	21850	17745	15565	13660	11885	11465	10925	10515	10110	9555	8600
58	22930	18630	16335	14330	12465	12035	11465	11035	10605	10030	9030
62	23995	19500	17095	14990	13050	12600	11995	11550	11100	10495	9445
65	25045	20350	17845	15655	13615	13150	12520	12050	11585	10955	9865

WATER AND SALT BALLASTING

Tire volume 100%		Water filling 75%		Water/salt filling (75% / -30°C)				Total weight increase	
				Water		Salt			
Litres	Gallons	Litres	Gallons	Litres	Gallons	kg	lbs	kg	lbs
318	84	239	63	196	52	100	220	296	653

(CaCl2, 75%, -30°C) Always use a tube when filled with water/salt.

TUBES AND VALVES

Tube product code	Tube valve
T55867	TR J1175
Tubeless valve	
TR650	

STUDDABLE

Studdable	Number of studs
Yes	168 pcs
Marked stud positions on tread	Recommended stud
	16-19

NOKIAN TYRES HAKKAPELIITTA LOADER 20.5R25 - T445591

Product code	Size	LI/SS	Ply rating	Reinforced code	TL/TT	Rim	Permitted rims	Width (in)	Diameter (in)	Loaded static radius (in)	Rolling circumference (in)	Pressure (psi)	Max. inflation pressure (psi)	Tread depth (1/32 in)	Tread code	Min. dual spacing (in)	M+S
T445591	20.5R25	186A2 (168B)	★	SB	TL	17.00/2.0	17.00/2.0 IF, 17.00/1.7	21.2	58.5	25.6	177.5	65	65	40	L-2	24.6	Yes

LOAD CAPACITY FOR WHEEL LOADER, LB

Pressure (psi)	0 mph	creep	2.5 mph	5 mph	10 mph	12 mph	15 mph	17.5 mph	22.5 mph	25 mph	30 mph
44	24725	20085	17615	15455	13450	12985	12355	11895	11430	10815	9735
47	26255	21330	18705	16415	14275	13780	13130	12630	12145	11485	10340
51	27755	22555	19775	17350	15090	14575	13880	13360	12830	12145	10925
54	29220	23745	20825	18265	15895	15345	14615	14065	13515	12785	11510
58	30675	24925	21860	19170	16680	16105	15335	14760	14185	13425	12080
62	32100	26080	22875	20060	17460	16855	16050	15455	14850	14045	12645
65	33510	27225	23875	20945	18220	17595	16755	16125	15500	14660	13195

WATER AND SALT BALLASTING

Tire volume 100%		Water filling 75%		Water/salt filling (75% / -30°C)				Total weight increase	
				Water		Salt			
Litres	Gallons	Litres	Gallons	Litres	Gallons	kg	lbs	kg	lbs
504	133	378	100	310	82	158	349	468	1032

(CaCl2, 75%, -30°C) Always use a tube when filled with water/salt.

TUBES AND VALVES

Tubeless valve TR650

STUDDABLE

Studdable Yes	Number of studs 168 pcs
Marked stud positions on tread	Recommended stud 16-19

NOKIAN TYRES HAKKAPELIITTA LOADER 23.5R25 - T445592

Product code	Size	LI/SS	Ply rating	Reinforced code	TL/TT	Rim	Permitted rims	Width (in)	Diameter (in)	Loaded static radius (in)	Rolling circumference (in)	Pressure (psi)	Max. inflation pressure (psi)	Tread depth (1/32 in)	Tread code	Min. dual spacing (in)	M+S
T445592	23.5R25	195A2 (176B)	★	SB	TL	19.50/2.5	19.50/2.5 IF	24.2	63.4	27.4	190.9	65	65	44	L-2	28.2	Yes

LOAD CAPACITY FOR WHEEL LOADER, LB

Pressure (psi)	0 mph	creep	2.5 mph	5 mph	10 mph	12 mph	15 mph	17.5 mph	22.5 mph	25 mph	30 mph
44	31625	25695	22530	19765	17195	16600	15805	15210	14630	13835	12445
47	33575	27280	23920	20990	18255	17625	16790	16160	15530	14695	13215
51	35495	28835	25285	22190	19300	18640	17745	17085	16415	15530	13975
54	37380	30370	26630	23360	20325	19620	18695	17990	17285	16360	14715
58	39230	31880	27955	24525	21330	20600	19620	18885	18145	17165	15445
62	41060	33355	29255	25660	22320	21560	20525	19765	18995	17970	16170
65	42860	34820	30535	26785	23305	22500	21430	20625	19820	18750	16875

WATER AND SALT BALLASTING

Tire volume 100%		Water filling 75%		Water/salt filling (75% / -30°C)				Total weight increase	
				Water		Salt			
Litres	Gallons	Litres	Gallons	Litres	Gallons	kg	lbs	kg	lbs
704	186	528	139	433	114	221	487	654	1442

(CaCl2, 75%, -30°C) Always use a tube when filled with water/salt.

TUBES AND VALVES

Tubeless valve TR650

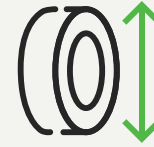
STUDDABLE

Studdable Yes	Number of studs 168 pcs
Marked stud positions on tread	Recommended stud 16-19

NOKIAN TYRES LOADER GRIP

STURDY GRIP FOR WHEEL LOADERS AND EARTHMOVING MACHINES

- Sturdy, hard-wearing structure for excellent mileage.
- Comfortable driving response for efficient working.
- Good winter grip makes the tire highly suitable for year-round use.



AVAILABLE SIZES

- 17.5R25 - T445255
- 20.5R25 - T445171
- 23.5R25 - T445223



NOKIAN TYRES LOADER GRIP

ALL SIZES

Product code	Size	LI/SS	Ply rating	Reinforced code	TL/TT	Rim	Permitted rims	Width (in)	Diameter (in)	Loaded static radius (in)	Rolling circumference (in)	Pressure (psi)	Max. inflation pressure (psi)	Tread depth (1/32 in)	Tread code	Min. dual spacing (in)	M+S	Load capacity, lb					
																		Speed (mph)					
																		12	15	17.5	22.5	25	30
T445255	17.5R25	176A2 (157B)	★	SB	TL	14.00/1.5	14.00/1.3 DC, 13.00/1.4 DC	17.7	52.8	23.4	159.8	65	65	35	L-3	21	Yes	13150	12520	12050	11585	10955	9865
T445171	20.5R25	186A2 (168B)	★	SB	TL	17.00/2.0	17.00/2.0 IF, 17.00/1.7	20.9	58.8	25.5	177.2	65	65	39	L-3	24.6	Yes	17595	16755	16125	15500	14660	13195
T445223	23.5R25	195A2 (176B)	★	SB	TL	19.50/2.5	19.50/2.5 IF	24.8	63.3	27.6	192.1	65	65	43	L-3	28.2	Yes	22500	21430	20625	19820	18750	16875

NOKIAN TYRES LOADER GRIP 17.5R25 - T445255

Product code	Size	LI/SS	Ply rating	Reinforced code	TL/TT	Rim	Permitted rims	Width (in)	Diameter (in)	Loaded static radius (in)	Rolling circumference (in)	Pressure (psi)	Max. inflation pressure (psi)	Tread depth (1/32 in)	Tread code	Min. dual spacing (in)	M+S
T445255	17.5R25	176A2 (157B)	★	SB	TL	14.00/1.5	14.00/1.3 DC, 13.00/1.4 DC	17.7	52.8	23.4	159.8	65	65	35	L-3	21	Yes

LOAD CAPACITY FOR WHEEL LOADER, LB

Pressure (psi)	0 mph	creep	2.5 mph	5 mph	10 mph	12 mph	15 mph	17.5 mph	22.5 mph	25 mph	30 mph
29	13635	11080	9710	8520	7410	7155	6810	6560	6305	5965	5370
33	14890	12105	10615	9305	8100	7815	7440	7165	6890	6515	5865
36	16115	13095	11485	10075	8765	8465	8060	7760	7450	7055	6350
40	17305	14065	12335	10815	9415	9085	8655	8335	8005	7575	6810
44	18475	15015	13160	11550	10040	9700	9235	8895	8545	8080	7275
47	19620	15940	13975	12260	10670	10295	9810	9445	9070	8585	7725
51	20745	16855	14780	12965	11275	10890	10375	9985	9590	9070	8170
54	21850	17745	15565	13660	11885	11465	10925	10515	10110	9555	8600
58	22930	18630	16335	14330	12465	12035	11465	11035	10605	10030	9030
62	23995	19500	17095	14990	13050	12600	11995	11550	11100	10495	9445
65	25045	20350	17845	15655	13615	13150	12520	12050	11585	10955	9865

WATER AND SALT BALLASTING

Tire volume 100%		Water filling 75%		Water/salt filling (75% / -30°C)				Total weight increase	
Litres	Gallons	Litres	Gallons	Water		Salt		kg	lbs
				Litres	Gallons	kg	lbs		
330	87	248	65	203	54	104	228	307	677

(CaCl2, 75%, -30°C) Always use a tube when filled with water/salt.

TUBES AND VALVES

Tube product code	Tube valve
T55867	TR J1175
Tubeless valve	
TR650	

STUDDABLE

Studdable	Number of studs
Yes	180 pcs
Recommended stud	
16-19	

NOKIAN TYRES LOADER GRIP 20.5R25 - T445171

Product code	Size	LI/SS	Ply rating	Reinforced code	TL/TT	Rim	Permitted rims	Width (in)	Diameter (in)	Loaded static radius (in)	Rolling circumference (in)	Pressure (psi)	Max. inflation pressure (psi)	Tread depth (1/32 in)	Tread code	Min. dual spacing (in)	M+S
T445171	20.5R25	186A2 (168B)	★	SB	TL	17.00/2.0	17.00/2.0 IF, 17.00/1.7	20.9	58.8	25.5	177.2	65	65	39	L-3	24.6	Yes

LOAD CAPACITY FOR WHEEL LOADER, LB

Pressure (psi)	0 mph	creep	2.5 mph	5 mph	10 mph	12 mph	15 mph	17.5 mph	22.5 mph	25 mph	30 mph
29	18245	14815	12995	11400	9920	9580	9115	8775	8435	7980	7185
33	19930	16195	14200	12455	10835	10460	9965	9590	9215	8720	7850
36	21560	17515	15365	13480	11730	11320	10780	10375	9975	9435	8490
40	23160	18815	16500	14475	12600	12160	11585	11145	10715	10130	9115
44	24725	20085	17615	15455	13450	12985	12355	11895	11430	10815	9735
47	26255	21330	18705	16415	14275	13780	13130	12630	12145	11485	10340
51	27755	22555	19775	17350	15090	14575	13880	13360	12830	12145	10925
54	29220	23745	20825	18265	15895	15345	14615	14065	13515	12785	11510
58	30675	24925	21860	19170	16680	16105	15335	14760	14185	13425	12080
62	32100	26080	22875	20060	17460	16855	16050	15455	14850	14045	12645
65	33510	27225	23875	20945	18220	17595	16755	16125	15500	14660	13195

WATER AND SALT BALLASTING

Tire volume 100%		Water filling 75%		Water/salt filling (75% / -30°C)				Total weight increase	
Litres	Gallons	Litres	Gallons	Water		Salt		kg	lbs
				Litres	Gallons	kg	lbs		
495	131	371	98	305	80	155	342	460	1014

(CaCl2, 75%, -30°C) Always use a tube when filled with water/salt.

TUBES AND VALVES

Tubeless valve TR650

STUDDABLE

Studdable Yes	Number of studs 180 pcs
Recommended stud 16-19	

NOKIAN TYRES LOADER GRIP 23.5R25 - T445223

Product code	Size	LI/SS	Ply rating	Reinforced code	TL/TT	Rim	Permitted rims	Width (in)	Diameter (in)	Loaded static radius (in)	Rolling circumference (in)	Pressure (psi)	Max. inflation pressure (psi)	Tread depth (1/32 in)	Tread code	Min. dual spacing (in)	M+S
T445223	23.5R25	195A2 (176B)	★	SB	TL	19.50/2.5	19.50/2.5 IF	24.8	63.3	27.6	192.1	65	65	43	L-3	28.2	Yes

LOAD CAPACITY FOR WHEEL LOADER, LB

Pressure (psi)	0 mph	creep	2.5 mph	5 mph	10 mph	12 mph	15 mph	17.5 mph	22.5 mph	25 mph	30 mph
29	23325	18960	16625	14585	12690	12245	11660	11220	10790	10205	9180
33	25485	20700	18155	15930	13855	13380	12745	12270	11785	11145	10030
36	27580	22410	19655	17240	14990	14485	13790	13270	12755	12070	10860
40	29620	24065	21110	18520	16105	15555	14815	14255	13700	12965	11660
44	31625	25695	22530	19765	17195	16600	15805	15210	14630	13835	12445
47	33575	27280	23920	20990	18255	17625	16790	16160	15530	14695	13215
51	35495	28835	25285	22190	19300	18640	17745	17085	16415	15530	13975
54	37380	30370	26630	23360	20325	19620	18695	17990	17285	16360	14715
58	39230	31880	27955	24525	21330	20600	19620	18885	18145	17165	15445
62	41060	33355	29255	25660	22320	21560	20525	19765	18995	17970	16170
65	42860	34820	30535	26785	23305	22500	21430	20625	19820	18750	16875

WATER AND SALT BALLASTING

Tire volume 100%		Water filling 75%		Water/salt filling (75% / -30°C)				Total weight increase	
Litres	Gallons	Litres	Gallons	Water		Salt		kg	lbs
				Litres	Gallons	kg	lbs		
700	185	525	139	431	114	220	484	651	1435

(CaCl2, 75%, -30°C) Always use a tube when filled with water/salt.

TUBES AND VALVES

Tubeless valve TR650

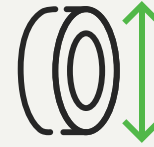
STUDDABLE

Studdable Yes	Number of studs 172 pcs
Recommended stud 16-19	

NOKIAN TYRES LOADER GRIP 2

ABSOLUTE GRIP AND DURABILITY FOR WHEEL LOADERS AND ADT MACHINES

- Specially for wheel loaders designed tread blocks create traction on soft gravel and on icy, slippery roads.
- Excellent mileage and sidewall protection against sidewall slashes and abrasions.
- Stability on every terrain due to wide tire contact area and the block-patterned tread.



AVAILABLE SIZES

- 15.5R25 - T445463



NOKIAN TYRES LOADER GRIP 2

ALL SIZES

Product code	Size	LI/SS	Ply rating	Reinforced code	TL/TT	Rim	Permitted rims	Width (in)	Diameter (in)	Loaded static radius (in)	Rolling circumference (in)	Pressure (psi)	Max. inflation pressure (psi)	Tread depth (1/32 in)	Tread code	Min. dual spacing (in)	M+S	Load capacity, lb					
																		Speed (mph)					
																		12	15	17.5	22.5	25	30
T445463	15.5R25	169A2 (152B)	★	SB	TL	12.00/1.3	13.00/1.4 (DC)	15.2	50.4	22.4	153	65	65	29	L-3	18.6	Yes	10735	10230	9845	9460	8950	8060

NOKIAN TYRES LOADER GRIP 2 15.5R25 - T445463

Product code	Size	LI/SS	Ply rating	Reinforced code	TL/TT	Rim	Permitted rims	Width (in)	Diameter (in)	Loaded static radius (in)	Rolling circumference (in)	Pressure (psi)	Max. inflation pressure (psi)	Tread depth (1/32 in)	Tread code	Min. dual spacing (in)	M+S
T445463	15.5R25	169A2 (152B)	★	SB	TL	12.00/1.3	13.00/1.4 (DC)	15.2	50.4	22.4	153	65	65	29	L-3	18.6	Yes

LOAD CAPACITY FOR WHEEL LOADER, LB

Pressure (psi)	0 mph	creep	2.5 mph	5 mph	10 mph	12 mph	15 mph	17.5 mph	22.5 mph	25 mph	30 mph
29	11135	9050	7935	6955	6050	5840	5565	5355	5150	4870	4385
33	12170	9890	8665	7605	6615	6380	6085	5855	5620	5325	4795
36	13160	10690	9380	8225	7155	6910	6580	6340	6085	5765	5180
40	14145	11485	10075	8840	7695	7420	7065	6800	6535	6185	5565
44	15090	12270	10760	9435	8210	7925	7550	7265	6980	6605	5940
47	16030	13020	11420	10020	8720	8410	8015	7715	7420	7010	6315
51	16945	13770	12070	10595	9215	8895	8475	8155	7835	7420	6670
54	17845	14495	12710	11155	9700	9370	8920	8585	8255	7805	7020
58	18730	15225	13350	11705	10185	9835	9370	9015	8665	8190	7375
62	19600	15930	13965	12245	10660	10295	9800	9435	9060	8575	7715
65	20460	16625	14575	12785	11120	10735	10230	9845	9460	8950	8060

WATER AND SALT BALLASTING

Tire volume 100%		Water filling 75%		Water/salt filling (75% / -30°C)				Total weight increase	
				Water		Salt			
Litres	Gallons	Litres	Gallons	Litres	Gallons	kg	lbs	kg	lbs
247	65	185	49	152	40	77	171	229	505

(CaCl2, 75%, -30°C) Always use a tube when filled with water/salt.

TUBES AND VALVES

Tubeless valve TR650

STUDDABLE

Studdable Yes	Number of studs 192 pcs
Marked stud positions on tread	Recommended stud 16-19

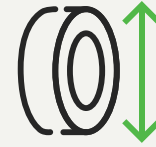
NOKIAN TYRES GROUND KARE

EXCAVATOR AND BACKHOE LOADER TIRE FOR VERSATILE CONTRACTING WORK

- The tread design enables low surface pressure, great traction and smooth, comfortable driving on road.
- The high load-bearing capacity enables the use of heavy auxiliary equipment.
- The special design adds stability by absorbing swings and shocks.



2024-04-20



AVAILABLE SIZES

- 600/40-22.5 - T445828
- 600/50-22.5 - T445798
- 650/45-22.5 - T445664
- 710/40-22.5 - T445799
- 620/60B30 - T445802
- 620/60B34 - T445668

NOKIAN TYRES GROUND KARE

ALL SIZES FOR WHEELED EXCAVATOR

Product code	Size	LI/SS	Ply rating	Reinforced code	TL/TT	Rim	Permitted rims	Width (in)	Diameter (in)	Loaded static radius (in)	Rolling circumference (in)	Speed radius index	Pressure (psi)	Max. inflation pressure (psi)	Tread depth (1/32 in)	Min. dual spacing (in)	Load capacity for Constant load, lb					
																	Speed (mph)					
																	15	17.5	22.5	25	27.5	30
T445828	600/40-22.5	167A8	24	SF	TL	AG20.00		23	41.9	19.1	126.2	500	87	87	31	28.4	12730	12500	12260	12015	11530	10935
T445798	600/50-22.5	173A8	24	SF	TL	AG 20.00		23.7	45.5	20.1	137.6	550	87	87	33	28.4	15190	14905	14615	14330	13755	13040
T445664	650/45-22.5	175A8	24	SF	TL	AG22.00	AG20.00	26.1	45.1	20.6	137.5	550	87	87	33	30.5	16125	15820	15520	15210	14605	13845
T445799	710/40-22.5	173A8	24	SF	TL	AG24.00		27.5	45.1	19.9	136.9	550	80	80	33	34.3	15190	14905	14615	14330	13755	13040

ALL SIZES FOR BACKHOE LOADER

Product code	Size	LI/SS	Reinforced code	TL/TT	Rim	Width (in)	Diameter (in)	Loaded static radius (in)	Rolling circumference (in)	Pressure (psi)	Max. inflation pressure (psi)	Tread depth (1/32 in)	Load capacity for Constant load, lb					
													Speed (mph)					
													15	17.5	22.5	25	27.5	30
T445802	620/60B30	176A8 (173B)	SB	TL	DW20B	24.5	59.1	26.3	179.5	65	65	31	16590	16280	15960	15655	15025	14240
T445668	620/60B34	178A8 (175B)	SB	TL	DW20B	24.8	63.3	29.5	193.2	65	65	31	17525	17195	16865	16535	15875	15045

NOKIAN TYRES GROUND KARE 600/40-22.5 - T445828

Product code	Size	LI/SS	Ply rating	Reinforced code	TL/TT	Rim	Width (in)	Diameter (in)	Loaded static radius (in)	Rolling circumference (in)	Speed radius index	Pressure (psi)	Max. inflation pressure (psi)	Tread depth (1/32 in)	Min. dual spacing (in)
T445828	600/40-22.5	167A8	24	SF	TL	AG20.00	23	41.9	19.1	126.2	500	87	87	31	28.4

LOAD CAPACITY FOR WHEELED EXCAVATOR, LB

Pressure (psi)	Constant load										
	0 mph	2.5 mph	5 mph	10 mph	12 mph	15 mph	17.5 mph	22.5 mph	25 mph	27.5 mph	30 mph
52	17495	11035	9515	8600	8290	8060	7915	7760	7605	7295	6925
58	19015	11995	10340	9350	9015	8765	8600	8435	8265	7935	7530
65	20920	13185	11365	10275	9910	9645	9460	9280	9095	8730	8280
73	23455	14780	12745	11520	11110	10815	10605	10405	10195	9790	9280
80	25355	15985	13780	12455	12015	11685	11465	11245	11025	10580	10030
87	27635	17430	15025	13580	13095	12730	12500	12260	12015	11530	10935

WATER AND SALT BALLASTING

Tire volume 100%		Water filling 75%		Water/salt filling (75% / -30°C)				Total weight increase	
Litres	Gallons	Litres	Gallons	Water		Salt		kg	lbs
				Litres	Gallons	kg	lbs		
230	61	173	46	142	37	72	159	214	472

(CaCl2, 75%, -30°C) Always use a tube when filled with water/salt.

TUBES AND VALVES

Tube product code T55089	Tube valve TR218A
Tubeless valve TR618A	

STUDDABLE

Studdable Yes

NOKIAN TYRES GROUND KARE 600/50-22.5 - T445798

Product code	Size	LI/SS	Ply rating	Reinforced code	TL/TT	Rim	Width (in)	Diameter (in)	Loaded static radius (in)	Rolling circumference (in)	Speed radius index	Pressure (psi)	Max. inflation pressure (psi)	Tread depth (1/32 in)	Min. dual spacing (in)
T445798	600/50-22.5	173A8	24	SF	TL	AG 20.00	23.7	45.5	20.1	137.6	550	87	87	33	28.4

LOAD CAPACITY FOR WHEELED EXCAVATOR, LB

Pressure (psi)	Constant load										
	0 mph	2.5 mph	5 mph	10 mph	12 mph	15 mph	17.5 mph	22.5 mph	25 mph	27.5 mph	30 mph
52	21550	13590	11720	10595	10220	9930	9745	9555	9370	8995	8530
58	23455	14780	12745	11520	11110	10815	10605	10405	10195	9790	9280
65	26115	16470	14200	12830	12380	12035	11805	11585	11355	10900	10330
73	28395	17900	15430	13955	13460	13085	12840	12590	12345	11850	11235
80	31185	19665	16955	15320	14780	14375	14100	13835	13560	13020	12335
87	32960	20780	17915	16195	15620	15190	14905	14615	14330	13755	13040

WATER AND SALT BALLASTING

Tire volume 100%		Water filling 75%		Water/salt filling (75% / -30°C)				Total weight increase	
Litres	Gallons	Litres	Gallons	Water		Salt		kg	lbs
				Litres	Gallons	kg	lbs		
352	93	265	70	217	57	111	244	328	723

(CaCl2, 75%, -30°C) Always use a tube when filled with water/salt.

TUBES AND VALVES

Tube product code	Tube valve
T55089	TR218A
Tubeless valve	
TR618A	

STUDDABLE

Studdable
Yes

NOKIAN TYRES GROUND KARE 650/45-22.5 - T445664

Product code	Size	LI/SS	Ply rating	Reinforced code	TL/ TT	Rim	Permitted rims	Width (in)	Diameter (in)	Loaded static radius (in)	Rolling circumference (in)	Speed radius index	Pressure (psi)	Max. inflation pressure (psi)	Tread depth (1/32 in)	Min. dual spacing (in)
T445664	650/45-22.5	175A8	24	SF	TL	AG22.00	AG20.00	26.1	45.1	20.6	137.5	550	87	87	33	30.5

LOAD CAPACITY FOR WHEELED EXCAVATOR, LB

Pressure (psi)	Constant load										
	0 mph	2.5 mph	5 mph	10 mph	12 mph	15 mph	17.5 mph	22.5 mph	25 mph	27.5 mph	30 mph
52	22190	13990	12060	10900	10515	10230	10030	9845	9645	9260	8775
58	24085	15190	13095	11840	11420	11100	10890	10680	10470	10055	9535
65	26875	16945	14605	13205	12730	12390	12145	11915	11685	11220	10635
73	29410	18540	15985	14450	13935	13560	13295	13040	12785	12280	11640
80	31945	20140	17360	15695	15135	14725	14440	14165	13890	13340	12645
87	34985	22055	19015	17185	16580	16125	15820	15520	15210	14605	13845

WATER AND SALT BALLASTING

Tire volume 100%		Water filling 75%		Water/salt filling (75% / -30°C)				Total weight increase	
Litres	Gallons	Litres	Gallons	Water		Salt		kg	lbs
				Litres	Gallons	kg	lbs		
300	79	225	59	185	49	94	207	279	615

(CaCl2, 75%, -30°C) Always use a tube when filled with water/salt.

TUBES AND VALVES

Tube product code	Tube valve
T55092	TR218A
Tubeless valve	
TR618A	

STUDDABLE

Studdable
Yes

NOKIAN TYRES GROUND KARE 710/40-22.5 - T445799

Product code	Size	LI/SS	Ply rating	Reinforced code	TL/TT	Rim	Width (in)	Diameter (in)	Loaded static radius (in)	Rolling circumference (in)	Speed radius index	Pressure (psi)	Max. inflation pressure (psi)	Tread depth (1/32 in)	Min. dual spacing (in)
T445799	710/40-22.5	173A8	24	SF	TL	AG24.00	27.5	45.1	19.9	136.9	550	80	80	33	34.3

LOAD CAPACITY FOR WHEELED EXCAVATOR, LB

Pressure (psi)	Constant load										
	0 mph	2.5 mph	5 mph	10 mph	12 mph	15 mph	17.5 mph	22.5 mph	25 mph	27.5 mph	30 mph
52	22820	14385	12400	11210	10815	10515	10320	10120	9920	9525	9030
58	24725	15585	13435	12145	11720	11400	11175	10970	10750	10320	9780
65	27635	17430	15025	13580	13095	12730	12500	12260	12015	11530	10935
73	30425	19180	16535	14945	14420	14020	13755	13490	13230	12700	12035
80	32960	20780	17915	16195	15620	15190	14905	14615	14330	13755	13040

WATER AND SALT BALLASTING

Tire volume 100%		Water filling 75%		Water/salt filling (75% / -30°C)				Total weight increase	
Litres	Gallons	Litres	Gallons	Water		Salt		kg	lbs
				Litres	Gallons	kg	lbs		
407	108	305	81	251	66	128	282	379	836

(CaCl2, 75%, -30°C) Always use a tube when filled with water/salt.

TUBES AND VALVES

Tube product code T55092	Tube valve TR218A
Tubeless valve TR618A	

STUDDABLE

Studdable Yes

NOKIAN TYRES GROUND KARE 620/60B30 - T445802

Product code	Size	LI/SS	Reinforced code	TL/TT	Rim	Width (in)	Diameter (in)	Loaded static radius (in)	Rolling circumference (in)	Pressure (psi)	Max. inflation pressure (psi)	Tread depth (1/32 in)
T445802	620/60B30	176A8 (173B)	SB	TL	DW20B	24.5	59.1	26.3	179.5	65	65	31

LOAD CAPACITY FOR BACKHOE LOADER, LB

Pressure (psi)	Constant load										
	0 mph	2.5 mph	5 mph	10 mph	12 mph	15 mph	17.5 mph	22.5 mph	25 mph	27.5 mph	30 mph
29	18000	11355	9790	8840	8530	8300	8135	7980	7825	7520	7120
35	21550	13590	11720	10595	10220	9930	9745	9555	9370	8995	8530
46	26875	16945	14605	13205	12730	12390	12145	11915	11685	11220	10635
52	29410	18540	15985	14450	13935	13560	13295	13040	12785	12280	11640
58	32960	20780	17915	16195	15620	15190	14905	14615	14330	13755	13040
65	36000	22695	19565	17690	17065	16590	16280	15960	15655	15025	14240

WATER AND SALT BALLASTING

Tire volume 100%		Water filling 75%		Water/salt filling (75% / -30°C)				Total weight increase	
Litres	Gallons	Litres	Gallons	Water		Salt		kg	lbs
				Litres	Gallons	kg	lbs		
550	146	413	109	339	90	173	381	512	1129

(CaCl2, 75%, -30°C) Always use a tube when filled with water/salt.

TUBES AND VALVES

Tube product code T55371	Tube valve TR218A
Tubeless valve TR618A	

STUDDABLE

Studdable Yes

NOKIAN TYRES GROUND KARE 620/60B34 - T445668

Product code	Size	LI/SS	Reinforced code	TL/TT	Rim	Width (in)	Diameter (in)	Loaded static radius (in)	Rolling circumference (in)	Pressure (psi)	Max. inflation pressure (psi)	Tread depth (1/32 in)
T445668	620/60B34	178A8 (175B)	SB	TL	DW20B	24.8	63.3	29.5	193.2	65	65	31

LOAD CAPACITY FOR BACKHOE LOADER, LB

Pressure (psi)	Constant load										
	0 mph	2.5 mph	5 mph	10 mph	12 mph	15 mph	17.5 mph	22.5 mph	25 mph	27.5 mph	30 mph
35	22820	14385	12400	11210	10815	10515	10320	10120	9920	9525	9030
46	28395	17900	15430	13955	13460	13085	12840	12590	12345	11850	11235
52	31945	20140	17360	15695	15135	14725	14440	14165	13890	13340	12645
58	34985	22055	19015	17185	16580	16125	15820	15520	15210	14605	13845
65	38030	23975	20670	18685	18025	17525	17195	16865	16535	15875	15045

WATER AND SALT BALLASTING

Tire volume 100%		Water filling 75%		Water/salt filling (75% / -30°C)				Total weight increase	
Litres	Gallons	Litres	Gallons	Water		Salt		kg	lbs
				Litres	Gallons	kg	lbs		
619	164	464	123	381	101	194	428	575	1268

(CaCl2, 75%, -30°C) Always use a tube when filled with water/salt.

TUBES AND VALVES

Tube product code	Tube valve
T55395	TR218A
Tubeless valve	
TR618A	

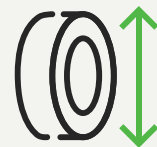
STUDDABLE

Studdable
Yes

NOKIAN TYRES GROUND KARE SEMI-SLICK

EXTENDED SERVICE LIFE AND STABILITY FOR RAILWAY USE

- The unique structure of the Nokian Tyres Ground Kare Semi-Slick tire has been optimized to offer a much longer service life than regular backhoe loader tires.
- With stable, shock absorbing structure and high load-bearing capacity, Nokian Tyres Ground Kare Semi-Slick tire gives digging work a stable foundation and enables the use of heavy work attachments.
- Its tread pattern with larger blocks in the center makes driving more comfortable, and the stable structure improves the overall handling of the backhoe loader.



AVAILABLE SIZES

- 620/60B34 - T445688



NOKIAN TYRES GROUND KARE SEMI-SLICK

ALL SIZES

Product code	Size	LI/SS	Reinforced code	TL/TT	Rim	Width (in)	Diameter (in)	Loaded static radius (in)	Rolling circumference (in)	Pressure (psi)	Max. inflation pressure (psi)	Tread depth (1/32 in)	Load capacity for Constant load, lb					
													Speed (mph)					
													15	17.5	22.5	25	27.5	30
T445688	620/60B34	178A8 (175B)	SB	TL	DW20B	24.8	63.3	29.5	193	65	65	31	17525	17195	16865	16535	15875	15045

NOKIAN TYRES GROUND KARE SEMI-SLICK 620/60B34 - T445688

Product code	Size	LI/SS	Reinforced code	TL/TT	Rim	Width (in)	Diameter (in)	Loaded static radius (in)	Rolling circumference (in)	Pressure (psi)	Max. inflation pressure (psi)	Tread depth (1/32 in)
T445688	620/60B34	178A8 (175B)	SB	TL	DW20B	24.8	63.3	29.5	193	65	65	31

LOAD CAPACITY FOR BACKHOE LOADER, LB

Pressure (psi)	Constant load										
	0 mph	2.5 mph	5 mph	10 mph	12 mph	15 mph	17.5 mph	22.5 mph	25 mph	27.5 mph	30 mph
35	22820	14385	12400	11210	10815	10515	10320	10120	9920	9525	9030
46	28395	17900	15430	13955	13460	13085	12840	12590	12345	11850	11235
52	31945	20140	17360	15695	15135	14725	14440	14165	13890	13340	12645
58	34985	22055	19015	17185	16580	16125	15820	15520	15210	14605	13845
65	38030	23975	20670	18685	18025	17525	17195	16865	16535	15875	15045

WATER AND SALT BALLASTING

Tire volume 100%		Water filling 75%		Water/salt filling (75% / -30°C)				Total weight increase	
Litres	Gallons	Litres	Gallons	Water		Salt		kg	lbs
				Litres	Gallons	kg	lbs		
619	164	464	123	381	101	194	428	575	1268

(CaCl2, 75%, -30°C) Always use a tube when filled with water/salt.

TUBES AND VALVES

Tube product code T55395	Tube valve TR218A
Tubeless valve TR618A	

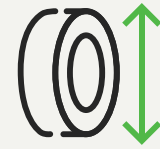
NOKIAN TYRES ARMOR GARD 2

PREMIUM STABILITY FOR URBAN EXCAVATION

- Strong tire carcass enables precise steering and stability by absorbing shocks and swings.
- Long service life due to wider, improved tread pattern.
- The sharp shoulders and straight sidewalls prevent sidewall damages.



2024-04-20



AVAILABLE SIZES

More information on the Nokian Tyres Armor Gard 2 sizes is available on page 352.

- 10.00-20 - T445649
- 11.00-20 - T445650

NOKIAN TYRES ARMOR GARD 2

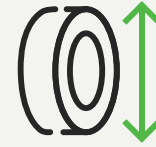
ALL SIZES

Product code	Size	LI/SS	Ply rating	TL/TT	Rim	Permitted rims	Width (in)	Diameter (in)	Loaded static radius (in)	Rolling circumference (in)	Pressure (psi)	Max. inflation pressure (psi)	Tread depth (1/32 in)	Tread code	Min. dual spacing (in)	Load capacity, lb					
																Speed (mph)					
																15	17.5	22.5	25	27.5	30
T445649	10.00-20	148B (164A5)	16	TT	7.5	8.0	11.1	42	19.7	124.9	109	131	26	E-2	13.1	8820	8475	8125	7705	7365	6945
T445650	11.00-20	151B (170A5)	16	TT	8.0	8.5	12	43.5	20.4	132.3	109	131	29	E-2	13.9	9655	9280	8895	8445	8060	7605

NOKIAN TYRES EXCAVATOR

EXCAVATOR TIRE FOR SOFT SURFACES

- Excellent self-cleaning properties with curvy lug design improve traction on soft surfaces.
- High load-bearing capacity and improved stability.
- Steel fortified against punctures with a reinforced shoulder for a long service life.



AVAILABLE SIZES

- 600/50-22.5 - T445604
- 710/40-22.5 - T445606
- 650/45-22.5 - T445605

NOKIAN TYRES EXCAVATOR

ALL SIZES

Product code	Size	LI/SS	Ply rating	Reinforced code	TL/TT	Rim	Permitted rims	Width (in)	Diameter (in)	Loaded static radius (in)	Rolling circumference (in)	Speed radius index	Pressure (psi)	Max. inflation pressure (psi)	Tread depth (1/32 in)	Min. dual spacing (in)	Load capacity for Constant load, lb					
																	Speed (mph)					
																	15	17.5	22.5	25	27.5	30
T445604	600/50-22.5	173A8	24	SF	TL	AG20.00		23	45.2	20.4	139	550	87	87	50	28.4	15190	14905	14615	14330	13755	13040
T445605	650/45-22.5	175A8	24	SF	TL	AG22.00	AG20.00	25.3	45.2	20.3	138.8	550	87	87	50	30.5	16125	15820	15520	15210	14605	13845
T445606	710/40-22.5	173A8	24	SF	TL	AG24.00		27	45.4	20.4	138.8	550	80	80	50	34.3	15190	14905	14615	14330	13755	13040

NOKIAN TYRES EXCAVATOR 600/50-22.5 - T445604

Product code	Size	LI/SS	Ply rating	Reinforced code	TL/TT	Rim	Width (in)	Diameter (in)	Loaded static radius (in)	Rolling circumference (in)	Speed radius index	Pressure (psi)	Max. inflation pressure (psi)	Tread depth (1/32 in)	Min. dual spacing (in)
T445604	600/50-22.5	173A8	24	SF	TL	AG20.00	23	45.2	20.4	139	550	87	87	50	28.4

LOAD CAPACITY FOR WHEELED EXCAVATOR, LB

Pressure (psi)	Constant load										
	0 mph	2.5 mph	5 mph	10 mph	12 mph	15 mph	17.5 mph	22.5 mph	25 mph	27.5 mph	30 mph
29	12675	7990	6890	6230	6010	5840	5730	5620	5510	5290	5015
35	15210	9590	8265	7475	7210	7010	6880	6745	6615	6350	6020
46	19015	11995	10340	9350	9015	8765	8600	8435	8265	7935	7530
52	21550	13590	11720	10595	10220	9930	9745	9555	9370	8995	8530
58	23455	14780	12745	11520	11110	10815	10605	10405	10195	9790	9280
65	26115	16470	14200	12830	12380	12035	11805	11585	11355	10900	10330
73	28395	17900	15430	13955	13460	13085	12840	12590	12345	11850	11235
80	31185	19665	16955	15320	14780	14375	14100	13835	13560	13020	12335
87	32960	20780	17915	16195	15620	15190	14905	14615	14330	13755	13040

WATER AND SALT BALLASTING

Tire volume 100%		Water filling 75%		Water/salt filling (75% / -30°C)				Total weight increase	
Litres	Gallons	Litres	Gallons	Water		Salt		kg	lbs
				Litres	Gallons	kg	lbs		
270	71	203	53	166	44	85	187	251	553

(CaCl₂, 75%, -30°C) Always use a tube when filled with water/salt.

TUBES AND VALVES

Tube product code T55089	Tube valve TR218A
Tubeless valve TR618A	

NOKIAN TYRES EXCAVATOR 650/45-22.5 - T445605

Product code	Size	LI/SS	Ply rating	Reinforced code	TL/TT	Rim	Permitted rims	Width (in)	Diameter (in)	Loaded static radius (in)	Rolling circumference (in)	Speed radius index	Pressure (psi)	Max. inflation pressure (psi)	Tread depth (1/32 in)	Min. dual spacing (in)
T445605	650/45-22.5	175A8	24	SF	TL	AG22.00	AG20.00	25.3	45.2	20.3	138.8	550	87	87	50	30.5

LOAD CAPACITY FOR WHEELED EXCAVATOR, LB

Pressure (psi)	Constant load										
	0 mph	2.5 mph	5 mph	10 mph	12 mph	15 mph	17.5 mph	22.5 mph	25 mph	27.5 mph	30 mph
29	13060	8235	7100	6415	6185	6020	5910	5785	5675	5445	5170
35	15600	9835	8475	7660	7385	7185	7055	6910	6780	6505	6175
46	19655	12390	10680	9655	9315	9060	8885	8720	8545	8200	7770
52	22190	13990	12060	10900	10515	10230	10030	9845	9645	9260	8775
58	24085	15190	13095	11840	11420	11100	10890	10680	10470	10055	9535
65	26875	16945	14605	13205	12730	12390	12145	11915	11685	11220	10635
73	29410	18540	15985	14450	13935	13560	13295	13040	12785	12280	11640
80	31945	20140	17360	15695	15135	14725	14440	14165	13890	13340	12645
87	34985	22055	19015	17185	16580	16125	15820	15520	15210	14605	13845

WATER AND SALT BALLASTING

Tire volume 100%		Water filling 75%		Water/salt filling (75% / -30°C)				Total weight increase	
Litres	Gallons	Litres	Gallons	Water		Salt		kg	lbs
				Litres	Gallons	kg	lbs		
293	77	220	58	180	48	92	203	272	600

(CaCl₂, 75%, -30°C) Always use a tube when filled with water/salt.

TUBES AND VALVES

Tube product code T55092	Tube valve TR218A
Tubeless valve TR618A	

NOKIAN TYRES EXCAVATOR 710/40-22.5 - T445606

Product code	Size	LI/SS	Ply rating	Reinforced code	TL/TT	Rim	Width (in)	Diameter (in)	Loaded static radius (in)	Rolling circumference (in)	Speed radius index	Pressure (psi)	Max. inflation pressure (psi)	Tread depth (1/32 in)	Min. dual spacing (in)
T445606	710/40-22.5	173A8	24	SF	TL	AG24.00	27	45.4	20.4	138.8	550	80	80	50	34.3

LOAD CAPACITY FOR WHEELED EXCAVATOR, LB

Pressure (psi)	Constant load										
	0 mph	2.5 mph	5 mph	10 mph	12 mph	15 mph	17.5 mph	22.5 mph	25 mph	27.5 mph	30 mph
29	13435	8475	7310	6605	6370	6195	6075	5965	5840	5610	5315
35	15975	10075	8685	7850	7575	7365	7220	7090	6945	6670	6315
46	20285	12785	11025	9965	9610	9350	9170	8995	8820	8465	8025
52	22820	14385	12400	11210	10815	10515	10320	10120	9920	9525	9030
58	24725	15585	13435	12145	11720	11400	11175	10970	10750	10320	9780
65	27635	17430	15025	13580	13095	12730	12500	12260	12015	11530	10935
73	30425	19180	16535	14945	14420	14020	13755	13490	13230	12700	12035
80	32960	20780	17915	16195	15620	15190	14905	14615	14330	13755	13040

WATER AND SALT BALLASTING

Tire volume 100%		Water filling 75%		Water/salt filling (75% / -30°C)				Total weight increase	
Litres	Gallons	Litres	Gallons	Water		Salt		kg	lbs
				Litres	Gallons	kg	lbs		
327	86	245	65	201	53	103	226	304	670

(CaCl₂, 75%, -30°C) Always use a tube when filled with water/salt.

TUBES AND VALVES

Tube product code T55092	Tube valve TR218A
Tubeless valve TR618A	



ALL TERRAIN TRUCKS AND MILITARY VEHICLES

With all-terrain trucks and military vehicles, you never know what weather or terrain lies ahead. That's why Nokian Tyres puts lots of creative passion into developing and customising our line of all-terrain tires. With the expertise gained over the years and feedback from users, we have been able to create designs that give you the best possible performance on any terrain, any time of the year.

nokian[®]
TYRES

ALL TERRAIN TRUCKS AND MILITARY VEHICLES TIRES

ALL-TERRAIN TRUCK, MILITARY VEHICLE



392

**Nokian Tyres
MPT Agile**



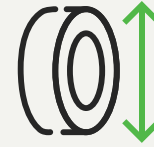
395

**Nokian Tyres
MPT Agile 2**

NOKIAN TYRES MPT AGILE

ON AND OFF ROAD AGILITY

- The open arrow-shaped tread pattern ensures good self-cleaning, ensuring grip under demanding circumstances.
- Improved grip on soft surfaces such as mud and snow.
- Exceptional mobility.



AVAILABLE SIZES

- 365/80R20 - T445431

NOKIAN TYRES MPT AGILE

ALL SIZES

Product code	Size	LI/SS	Reinforced code	TL/TT	Rim	Permitted rims	Width (in)	Diameter (in)	Loaded static radius (in)	Rolling circumference (in)	Pressure (psi)	Max. inflation pressure (psi)	Tread depth (1/32 in)	M+S	Load capacity for Cross country, lb					
															Speed (mph)					
															12	17.5	25	30	37.5	42.5
T445431	365/80R20	152G	SB	TL	11	11 SDC, 12, 12 SDC	14.2	43	19.9	131.6	91	91	25	Yes	8355	7915	7915	7915	7850	

NOKIAN TYRES MPT AGILE 365/80R20 - T445431

Product code	Size	LI/SS	Reinforced code	TL/TT	Rim	Permitted rims	Width (in)	Diameter (in)	Loaded static radius (in)	Rolling circumference (in)	Pressure (psi)	Max. inflation pressure (psi)	Tread depth (1/32 in)	M+S
T445431	365/80R20	152G	SB	TL	11	11 SDC, 12, 12 SDC	14.2	43	19.9	131.6	91	91	25	Yes

LOAD CAPACITY FOR ALL-TERRAIN TRUCK, MILITARY VEHICLE, LB

Pressure (psi)	Cross country								Highway service										
	2.5 mph	5 mph	12 mph	17.5 mph	25 mph	30 mph	37.5 mph	42.5 mph	0 mph	2.5 mph	5 mph	12 mph	17.5 mph	25 mph	30 mph	37.5 mph	42.5 mph	50 mph	55 mph
36	8245	7275	6370	6040	5730	5730	5730	5665											
47			7870	7450	7055	7055	7055	6990											
54				8355	7915	7915	7915	7850	9945	8310	7585	6700	5885	5555	5465	5465	5465	5400	5205
73									12500	10470	9570	8445	7410	7010	6880	6880	6880	6810	6550
91												10095	8840	8380	8225	8225	8225	8135	7825

WATER AND SALT BALLASTING

Tire volume 100%		Water filling 75%		Water/salt filling (75% / -30°C)				Total weight increase	
				Water		Salt			
Litres	Gallons	Litres	Gallons	Litres	Gallons	kg	lbs	kg	lbs
185	49	139	37	114	30	58	128	172	379

(CaCl₂, 75%, -30°C) Always use a tube when filled with water/salt.

TUBES AND VALVES

Tube product code	Tube valve
T55093	TR J1175
Tubeless valve	
T650	

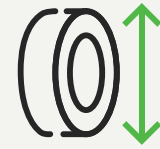
STUDDABLE

Studdable	Number of studs
Yes	171 pcs
Marked stud positions on tread	Recommended stud
	11-15

NOKIAN TYRES MPT AGILE 2

NEW GENERATION TIRE FOR SPECIAL ON AND OFF ROAD VEHICLES

- Improved grip on soft surfaces such as mud and snow.
- Good steering response and stable handling on different terrains and speeds.
- Symmetrical tread pattern is designed to perform equally well regardless of the tires' rotational direction.



AVAILABLE SIZES

- 14.00R20 - T445651

NOKIAN TYRES MPT AGILE 2

ALL SIZES

Product code	Size	LI/SS	Reinforced code	TL/TT	Rim	Permitted rims	Width (in)	Diameter (in)	Loaded static radius (in)	Rolling circumference (in)	Pressure (psi)	Max. inflation pressure (psi)	Tread depth (1/32 in)	M+S	Load capacity for Cross country, lb					
															Speed (mph)					
															12	17.5	25	30	37.5	42.5
T445651	14.00R20	164G	SB	TL	10.00V	10.00W	15.9	49.8	23.1	157	110	110	31	Yes	12410	11750	11155	11155	11155	11045

NOKIAN TYRES MPT AGILE 2 14.00R20 - T445651

Product code	Size	LI/SS	Reinforced code	TL/TT	Rim	Permitted rims	Width (in)	Diameter (in)	Loaded static radius (in)	Rolling circumference (in)	Pressure (psi)	Max. inflation pressure (psi)	Tread depth (1/32 in)	M+S
T445651	14.00R20	164G	SB	TL	10.00V	10.00W	15.9	49.8	23.1	157	110	110	31	Yes

LOAD CAPACITY FOR ALL-TERRAIN TRUCK, MILITARY VEHICLE, LB

Pressure (psi)	Cross country									Highway service											
	0 mph	2.5 mph	5 mph	12 mph	17.5 mph	25 mph	30 mph	37.5 mph	42.5 mph	0 mph	2.5 mph	5 mph	12 mph	17.5 mph	25 mph	30 mph	37.5 mph	42.5 mph	50 mph	55 mph	
44	12720	11595	10250	8975	8510	8070	8070	8070	7980												
54			12260	10735	10165	9635	9635	9635	9545												
65				12410	11750	11155	11155	11155	11045	14000	11730	10690	9460	8265	7850	7695	7695	7695	7630	7320	
87										17615	14750	13470	11905	10430	9875	9680	9680	9680	9590	9215	
109													14220	12455	11795	11575	11575	11575	11465	11025	

WATER AND SALT BALLASTING

Tire volume 100%		Water filling 75%		Water/salt filling (75% / -30°C)				Total weight increase	
				Water		Salt			
Litres	Gallons	Litres	Gallons	Litres	Gallons	kg	lbs	kg	lbs
257	68	193	51	158	42	81	178	239	527

(CaCl2, 75%, -30°C) Always use a tube when filled with water/salt.

TUBES AND VALVES

Tube product code	Tube valve
T52920	V3-02-19
Tubeless valve	
T650	

STUDDABLE

Studdable	Number of studs
Yes	182 pcs
Marked stud positions on tread	Recommended stud
	11-15

A large truck is shown from a side-rear perspective, driving on a snowy road at night. The truck is heavily loaded with tires, which are visible on the trailer. The truck's headlights and side lights are on, illuminating the snow. The background shows a dark, snowy forest. The overall scene is dimly lit, with the truck's lights providing the primary illumination.

TRUCKS AND BUSES

Nokian truck and bus tires are designed for demanding professional use in varying conditions with the aim of ensuring safe driving in all weather and road conditions. In our own test centres in Ivalo, Lapland, and in Nokia we test extreme driving situations in all seasons. Further development of the tires involves millions of kilometres of driving in different environments and in all kinds of weather conditions.

nokian
TYRES

TRUCKS AND BUSES TIRES

STEER



400
Nokian Tyres
Hakkapeliitta
City Bus



402
Nokian Tyres
Hakkapeliitta
Truck F2



405
Nokian Tyres
Hakka Truck
Coach



407
Nokian Tyres
Hakka Truck
Steer



410
Nokian Tyres
E-Truck Steer



413
Nokian Tyres
E-Truck Steer
17.5



415
Nokian Tyres
E-Truck Steer
19.5



417
Nokian Tyres
R-Truck Steer

DRIVE



419
Nokian Tyres
Hakkapeliitta
Truck D



421
Nokian Tyres
Hakkapeliitta
Truck E2



423
Nokian Tyres
Hakka Truck
Drive



426
Nokian Tyres
E-Truck Drive



429
Nokian Tyres
E-Truck Drive
17.5



431
Nokian Tyres
E-Truck Drive
19.5



433
Nokian Tyres
R-Truck Drive

TRAILER



435
Nokian Tyres
Hakkapeliitta
Truck T



437
Nokian Tyres
Hakka Truck
844



439
Nokian Tyres
Hakka Truck
844+



441
Nokian Tyres
Hakka Truck
Trailer



443
Nokian Tyres
E-Truck
Trailer

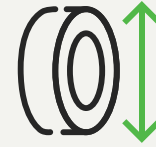


446
Nokian Tyres
R-Truck
Trailer

NOKIAN TYRES HAKKAPELIITTA CITY BUS

DURABILITY AND WINTER GRIP FOR CITY BUSES

- Excellent winter grip in urban conditions.
- Reinforced sidewalls protect the tire against curbs.
- Siping designed for minimal heel/toe wear.



AVAILABLE SIZES

- 275/70R22.5 - T675218
- 295/80R22.5 - T675240

NOKIAN TYRES HAKKAPELIITTA CITY BUS

ALL SIZES

Product code	Size	LI/SS	TL/TT	Rim	Permitted rims	Width (in)	Diameter (in)	Loaded static radius (in)	Rolling circumference (in)	Pressure (psi)	Tread depth (1/32 in)	Min. dual spacing (in)	Rolling resistance	Wet grip	Noise class	Noise (dB)	M+S	Snow grip marking (3PMSF)
T675218	275/70R22.5	150/148J (152/148E)	TL	8.25	7.50	10.8	38.1	17.9	115.9	131	26	12.2	D	B	A	72	Yes	Yes
T675240	295/80R22.5	152/148J (154/150E)	TL	9.00	8.25	11.7	41.1	19.3	126.1	123	21	13.2	D	B	B	75	Yes	Yes

LOAD CAPACITIES

Product code	Size	Fitting	Reference speed mph	Maximum load capacity per axle (lb) at various cold inflation pressures (psi)										
				94	98	102	105	109	112	116	120	123	127	131
T675218	275/70R22.5	Single	42.5	12060	12435	12810	13160	13535	13890	14240	14595	14945	15300	15655
		Dual	42.5	21405	22070	22730	23370	24010	24650	25285	25905	26545	27160	27780
		Single	62.5	11375	11730	12080	12435	12765	13095	13450	13780	14110	14440	14770
		Dual	62.5	21405	22070	22730	23370	24010	24650	25285	25905	26545	27160	27780
T675240	295/80R22.5	Single	42.5	13340	13755	14155	14550	14970	15365	15740	16140	16535		
		Dual	42.5	23830	24560	25285	26015	26720	27450	28155	28835	29540		
		Single	62.5	12630	13005	13405	13780	14155	14530	14905	15280	15655		
		Dual	62.5	22420	23105	23790	24450	25135	25795	26455	27115	27780		

Note! The inflation pressures given in the table are minimum values. It is recommended to use 0.5-1.0 bar higher values to compensate the effect of temperature variation and possible pressure gauge error, but not more than 9.0 bar should be used.

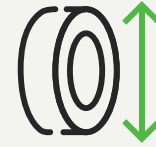
NOKIAN TYRES HAKKAPELIITTA TRUCK F2

STEERING AXLE TIRE FOR DEMANDING WINTER CONDITIONS

- Aggressive pattern, deep grooves and a new shoulder design enable reference-level grip and good self-cleaning.
- Improved Spiral Sipe System keeps the siping effective even when the tire wears down.
- New, large stone ejectors protect the tire from stone trapping.



2024-04-20



AVAILABLE SIZES

- 295/80R22.5 - T675041
- 315/70R22.5 - T675040
- 315/80R22.5 - T675039
- 385/55R22.5 - T675236
- 385/55R22.5 - T675276
- 385/65R22.5 - T675038
- 385/65R22.5 - T675237

NOKIAN TYRES HAKKAPELIITTA TRUCK F2

ALL SIZES

Product code	Size	LI/SS	TL/TT	Rim	Permitted rims	Width (in)	Diameter (in)	Loaded static radius (in)	Rolling circumference (in)	Pressure (psi)	Tread depth (1/32 in)	Min. dual spacing (in)	Rolling resistance	Wet grip	Noise class	Noise (dB)	M+S	Snow grip marking (3PMSF)
T675041	295/80R22.5	154/149M	TL	9.00	8.25	11.7	41.5	19.3	126.1	123	19	13.2	D	B	A	71	Yes	Yes
T675040	315/70R22.5	156/150L (154/150M)	TL	9.00	9.75	12.3	40.2	18.5	122.2	131	18	13.8	D	C	A	71	Yes	Yes
T675039	315/80R22.5	156/150L (154/150M)	TL	9.00	9.75	12.3	42.4	19.7	129	123	20	13.8	D	B	B	73	Yes	Yes
T675236	385/55R22.5	160K (158L)	TL	11.75	12.25	15.2	39.2	18.3	119.2	131	19		D	B	B	74	Yes	Yes
T675276	385/55R22.5	160K	TL	11.75	12.25	15	39.5	18.4	120	131	17		C	B	B	73	Yes	Yes
T675038	385/65R22.5	160K (158L)	TL	12.25	12.25	14.8	42.8	19.8	130	131	20		E	B	B	73	Yes	Yes
T675237	385/65R22.5	164K	TL	11.75	12.25	15	42.7	19.7	129.7	131	20		C	B	B	75	Yes	Yes

LOAD CAPACITIES

Product code	Size	Fitting	Reference speed mph	Maximum load capacity per axle (lb) at various cold inflation pressures (psi)										
				94	98	102	105	109	112	116	120	123	127	131
T675041	295/80R22.5	Single	80	13340	13755	14155	14550	14970	15365	15740	16140	16535		
		Dual	80	23125	23830	24535	25245	25925	26610	27295	27975	28660		
T675040	315/70R22.5	Single	75	13605	14020	14420	14835	15235	15655	16050	16445	16845	17240	17635
		Dual	75	22775	23480	24165	24845	25530	26215	26895	27560	28220	28880	29540
		Single	80	12745	13140	13515	13910	14285	14660	15060	15430	15785	16160	16535
		Dual	80	22775	23480	24165	24845	25530	26215	26895	27560	28220	28880	29540
T675039	315/80R22.5	Single	75	14220	14660	15100	15520	15960	16380	16800	17220	17635		
		Dual	75	24405	25155	25905	26630	27380	28110	28815	29540			
		Single	80	13670	14090	14505	14905	15320	15720	16140	16535			
		Dual	80	24405	25155	25905	26630	27380	28110	28815	29540			
T675236	385/55R22.5	Single	67.5	15300	15765	16225	16690	17150	17615	18055	18495	18960	19400	19840

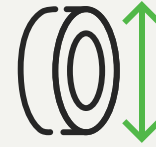
Product code	Size	Fitting	Reference speed mph	Maximum load capacity per axle (lb) at various cold inflation pressures (psi)										
				94	98	102	105	109	112	116	120	123	127	131
		Single	75	15125	15585	16050	16490	16955	17395	17855	18300	18740		
T675276	385/55R22.5	Single	67.5	16005	16490	17000	17460	17945	18430	18895	19380	19840		
		Single	67.5	15300	15765	16225	16690	17150	17615	18055	18495	18960	19400	19840
T675038	385/65R22.5	Single	67.5	15300	15765	16225	16690	17150	17615	18055	18495	18960	19400	19840
		Single	75	15125	15585	16050	16490	16955	17395	17855	18300	18740		
T675237	385/65R22.5	Single	67.5	17000	17505	18035	18540	19050	19555	20060	20570	21055	21560	22045

Note! The inflation pressures given in the table are minimum values. It is recommended to use 0.5-1.0 bar higher values to compensate the effect of temperature variation and possible pressure gauge error, but not more than 9.0 bar should be used.

NOKIAN TYRES HAKKA TRUCK COACH

COACH TIRE WITH CONFIDENT GRIP AND COMFORT IN EVERY AXLE POSITION

- Grip-improving siping with unique activators and optimized open pattern design.
- Rubber compound and tread pattern optimized for smooth, quiet rides.
- Long service life and even wear pattern. Contains Rock Resistor grooves that prevent stone trapping.



AVAILABLE SIZES

- 295/80R22.5 - T675271
- 315/80R22.5 - T675272

NOKIAN TYRES HAKKA TRUCK COACH

ALL SIZES

Product code	Size	LI/SS	TL/TT	Rim	Permitted rims	Width (in)	Diameter (in)	Loaded static radius (in)	Rolling circumference (in)	Pressure (psi)	Tread depth (1/32 in)	Min. dual spacing (in)	Rolling resistance	Wet grip	Noise class	Noise (dB)	M+S	Snow grip marking (3PMSF)
T675271	295/80R22.5	154/149M	TL	9.00	8.25	11.7	41.5	19.3	126.3	123	20	13.2	D	C	A	70	Yes	Yes
T675272	315/80R22.5	156/150L	TL	9.00	9.75	12.4	42.4	19.7	129	123	20	13.8	C	C	A	69	Yes	Yes

LOAD CAPACITIES

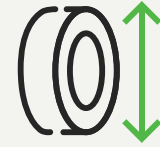
Product code	Size	Fitting	Reference speed mph	Maximum load capacity per axle (lb) at various cold inflation pressures (psi)								
				94	98	102	105	109	112	116	120	123
T675271	295/80R22.5	Single	80	13340	13755	14155	14550	14970	15365	15740	16140	16535
		Dual	80	23125	23830	24535	25245	25925	26610	27295	27975	28660
T675272	315/80R22.5	Single	75	14220	14660	15100	15520	15960	16380	16800	17220	17635
		Dual	75	23830	24560	25285	26015	26720	27450	28155	28835	29540

Note! The inflation pressures given in the table are minimum values. It is recommended to use 0.5-1.0 bar higher values to compensate the effect of temperature variation and possible pressure gauge error, but not more than 9.0 bar should be used.

NOKIAN TYRES HAKKA TRUCK STEER

STABLE STEERING TIRE FOR ALL SEASONS

- Wide, slow-wearing tread for excellent mileage.
- New kind of sipe activators improve grip on snowy and wet surfaces.
- Stone ejectors protect the tire from stone trapping.



AVAILABLE SIZES

- 295/80R22.5 - T675221
- 315/60R22.5 - T675249
- 315/70R22.5 - T675220
- 315/80R22.5 - T675214
- 385/55R22.5 - T675241
- 385/65R22.5 - T675222

NOKIAN TYRES HAKKA TRUCK STEER

ALL SIZES

Product code	Size	LI/SS	TL/TT	Rim	Permitted rims	Width (in)	Diameter (in)	Loaded static radius (in)	Rolling circumference (in)	Pressure (psi)	Tread depth (1/32 in)	Min. dual spacing (in)	Rolling resistance	Wet grip	Noise class	Noise (dB)	M+S	Snow grip marking (3PMSF)
T675221	295/80R22.5	154/149M	TL	9.00	8.25	11.7	41.2	19.2	125.3	123	20	13.2	D	B	A	70	Yes	Yes
T675249	315/60R22.5	154/148L	TL	9.00	9.75	12.4	37.8	17.7	114.8	131	16	13.5	C	B	B	72	Yes	Yes
T675220	315/70R22.5	156/150L (154/150M)	TL	9.00	9.75	12.3	40.2	18.5	122.2	131	18	13.8	C	B	A	70	Yes	Yes
T675214	315/80R22.5	156/150L (154/150M)	TL	9.00	9.75	12.4	42.5	19.7	129.1	123	20	13.8	D	B	A	70	Yes	Yes
T675241	385/55R22.5	160K	TL	11.75	12.25	15.1	39.6	18.4	120.3	131	20		D	C	A	70	Yes	Yes
T675222	385/65R22.5	160K (158L)	TL	11.75	12.25	14.8	42.6	19.7	129.6	131	20	13.2	C	B	A	70	Yes	Yes

LOAD CAPACITIES

Product code	Size	Fitting	Reference speed mph	Maximum load capacity per axle (lb) at various cold inflation pressures (psi)										
				94	98	102	105	109	112	116	120	123	127	131
T675221	295/80R22.5	Single	80	13340	13755	14155	14550	14970	15365	15740	16140	16535		
		Dual	80	23125	23830	24535	25245	25925	26610	27295	27975	28660		
T675249	315/60R22.5	Single	75	12745	13140	13515	13910	14285	14660	15060	15430	15785	16160	16535
		Dual	75	21405	22070	22730	23370	24010	24650	25285	25905	26545	27160	27780
T675220	315/70R22.5	Single	75	13605	14020	14420	14835	15235	15655	16050	16445	16845	17240	17635
		Dual	75	22775	23480	24165	24845	25530	26215	26895	27560	28220	28880	29540
		Single	80	12745	13140	13515	13910	14285	14660	15060	15430	15785	16160	16535
		Dual	80	22775	23480	24165	24845	25530	26215	26895	27560	28220	28880	29540
T675214	315/80R22.5	Single	75	14220	14660	15100	15520	15960	16380	16800	17220	17635		
		Dual	75	24405	25155	25905	26630	27380	28110	28815	29540			
		Single	80	13670	14090	14505	14905	15320	15720	16140	16535			
		Dual	80	24405	25155	25905	26630	27380	28110	28815	29540			

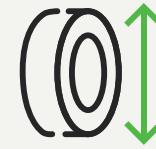
Product code	Size	Fitting	Reference speed mph	Maximum load capacity per axle (lb) at various cold inflation pressures (psi)										
				94	98	102	105	109	112	116	120	123	127	131
T675241	385/55R22.5	Single	67.5	15300	15765	16225	16690	17150	17615	18055	18495	18960	19400	19840
T675222	385/65R22.5	Single	67.5	15300	15765	16225	16690	17150	17615	18055	18495	18960	19400	19840
		Single	75	15125	15585	16050	16490	16955	17395	17855	18300	18740		

Note! The inflation pressures given in the table are minimum values. It is recommended to use 0.5-1.0 bar higher values to compensate the effect of temperature variation and possible pressure gauge error, but not more than 9.0 bar should be used.

NOKIAN TYRES E-TRUCK STEER

STEADY HANDLING ALL YEAR ROUND

- New type of zigzag-shaped grooves prevent stone trapping.
- Even wear pattern for good mileage.
- Spiral Sipe System adds grip on all roads.



AVAILABLE SIZES

- 295/80R22.5 - T675226
- 315/70R22.5 - T675223
- 315/80R22.5 - T675219
- 385/55R22.5 - T675248
- 385/65R22.5 - T675247

NOKIAN TYRES E-TRUCK STEER

ALL SIZES

Product code	Size	LI/SS	TL/TT	Rim	Permitted rims	Width (in)	Diameter (in)	Loaded static radius (in)	Rolling circumference (in)	Pressure (psi)	Tread depth (1/32 in)	Min. dual spacing (in)	Rolling resistance	Wet grip	Noise class	Noise (dB)	M+S	Snow grip marking (3PMSF)
T675226	295/80R22.5	152/148M	TL	9.00	8.25	11.7	41.1	19.2	124.9	123	17	13.2	C	B	A	70	Yes	Yes
T675223	315/70R22.5	154/150L (152/148M)	TL	9.00	9.75	12.5	40.1	18.6	121.9	131	17	13.8	C	A	A	70	Yes	Yes
T675219	315/80R22.5	156/150L (154/150M)	TL	9.00	9.75	12.4	42.2	19.6	128.1	123	18	13.8	C	A	A	69	Yes	Yes
T675248	385/55R22.5	160K	TL	11.75	12.25	15	39.3	18.3	119.6	131	16		B	B	A	68	Yes	Yes
T675247	385/65R22.5	160K	TL	11.75	12.25	14.9	42.4	19.6	129	131	17		C	B	A	71	Yes	Yes

LOAD CAPACITIES

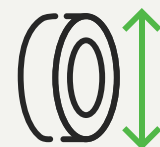
Product code	Size	Fitting	Reference speed	Maximum load capacity per axle (lb) at various cold inflation pressures (psi)										
				mph	94	98	102	105	109	112	116	120	123	127
T675226	295/80R22.5	Single	80	12630	13005	13405	13780	14155	14530	14905	15280	15655		
		Dual	80	22420	23105	23790	24450	25135	25795	26455	27115	27780		
T675223	315/70R22.5	Single	75	12745	13140	13515	13910	14285	14660	15060	15430	15785	16160	16535
		Dual	75	22775	23480	24165	24845	25530	26215	26895	27560	28220	28880	29540
		Single	80	12630	13005	13405	13780	14155	14530	14905	15280	15655		
		Dual	80	22420	23105	23790	24450	25135	25795	26455	27115	27780		
T675219	315/80R22.5	Single	75	14220	14660	15100	15520	15960	16380	16800	17220	17635		
		Dual	75	24405	25155	25905	26630	27380	28110	28815	29540			
		Single	80	13670	14090	14505	14905	15320	15720	16140	16535			
		Dual	80	24405	25155	25905	26630	27380	28110	28815	29540			
T675248	385/55R22.5	Single	67.5	15300	15765	16225	16690	17150	17615	18055	18495	18960	19400	19840
T675247	385/65R22.5	Single	67.5	15300	15765	16225	16690	17150	17615	18055	18495	18960	19400	19840

Note! The inflation pressures given in the table are minimum values. It is recommended to use 0.5-1.0 bar higher values to compensate the effect of temperature variation and possible pressure gauge error, but not more than 9.0 bar should be used.

NOKIAN TYRES E-TRUCK STEER 17.5

STURDY STEER AXLE TIRES FOR REGIONAL HAUL

- Robust pattern with good stability and handling properties.
- Special zigzag-shaped wide grooves effectively reduce stone trapping.
- Abrasion-resistant rubber compound provides good mileage.



AVAILABLE SIZES

- 215/75R17.5 - T675252
- 235/75R17.5 - T675253

NOKIAN TYRES E-TRUCK STEER 17.5

ALL SIZES

Product code	Size	LI/SS	TL/TT	Rim	Permitted rims	Width (in)	Diameter (in)	Loaded static radius (in)	Rolling circumference (in)	Pressure (psi)	Tread depth (1/32 in)	Min. dual spacing (in)	Rolling resistance	Wet grip	Noise class	Noise (dB)	M+S	Snow grip marking (3PMSF)
T675252	215/75R17.5	126/124M	TL	6.00	6.75	8.4	30	14.1	91.1	102	15	9.4	C	C	A	70	Yes	Yes
T675253	235/75R17.5	132/130M	TL	6.75	7.50	9.4	31.1	14.6	94.6	112	15	10.3	C	B	A	67	Yes	Yes

LOAD CAPACITIES

Product code	Size	Fitting	Reference speed mph	Maximum load capacity per axle (lb) at various cold inflation pressures (psi)														
				73	76	80	83	87	91	94	98	102	105	109	112			
T675252	215/75R17.5	Single	80	5730	5950	6175	6395	6635	6855	7055	7275	7495						
		Dual	80	10780	11200	11640	12060	12480	12895	13295	13715	14110						
T675253	235/75R17.5	Single	80			6700	6945	7185	7430	7650	7895	8135	8355	8600	8820			
		Dual	80			12745	13205	13645	14110	14550	14990	15455	15895	16315	16755			

Note! The inflation pressures given in the table are minimum values. It is recommended to use 0.5-1.0 bar higher values to compensate the effect of temperature variation and possible pressure gauge error, but not more than 9.0 bar should be used.

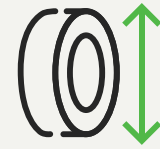
NOKIAN TYRES E-TRUCK STEER 19.5

STURDY STEER AXLE TIRES FOR REGIONAL HAUL

- Robust pattern with good stability and handling properties.
- Special zigzag-shaped wide grooves effectively reduce stone trapping.
- Abrasion-resistant rubber compound provides good mileage.



2024-04-20



AVAILABLE SIZES

- 265/70R19.5 - T675263
- 285/70R19.5 - T675262

NOKIAN TYRES E-TRUCK STEER 19.5

ALL SIZES

Product code	Size	LI/SS	TL/TT	Rim	Permitted rims	Width (in)	Diameter (in)	Loaded static radius (in)	Rolling circumference (in)	Pressure (psi)	Tread depth (1/32 in)	Min. dual spacing (in)	Rolling resistance	Wet grip	Noise class	Noise (dB)	M+S	Snow grip marking (3PMSF)
T675263	265/70R19.5	140/138M	TL	7.50	6.75, 8.25	9.9	33.8	15.7	102.8	112	16	11.6	C	B	A	68	Yes	Yes
T675262	285/70R19.5	145/143M	TL	8.25	9.00	10.6	34.9	16.1	106.1	123	17	12.5	C	C	A	67	Yes	Yes

LOAD CAPACITIES

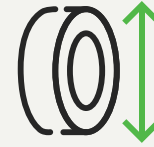
Product code	Size	Fitting	Reference speed mph	Maximum load capacity per axle (lb) at various cold inflation pressures (psi)														
				80	83	87	91	94	98	102	105	109	112	116	120	123		
T675263	265/70R19.5	Single	80	8380	8685	8975	9280	9570	9875	10165	10450	10735	11025					
		Dual	80	15805	16380	16955	17525	18080	18630	19180	19730	20285	20810					
T675262	285/70R19.5	Single	80			9680	10010	10320	10625	10955	11265	11575	11885	12190	12480	12785		
		Dual	80			18190	18785	19380	19975	20570	21165	21740	22310	22885	23455	24030		

Note! The inflation pressures given in the table are minimum values. It is recommended to use 0.5-1.0 bar higher values to compensate the effect of temperature variation and possible pressure gauge error, but not more than 9.0 bar should be used.

NOKIAN TYRES R-TRUCK STEER

FOR CONTROLLED STEERING BOTH ON AND OFF-ROAD

- Stone ejectors in the main grooves prolong operating life especially on rough surfaces.
- High quality rubber compound for a long service life.
- Low heat build-up means the tire wears evenly and retains its good properties throughout its lifetime.



AVAILABLE SIZES

- 315/80R22.5 - T675238
- 385/65R22.5 - T675260
- 385/65R22.5 - T675239

NOKIAN TYRES R-TRUCK STEER

ALL SIZES

Product code	Size	LI/SS	TL/TT	Rim	Permitted rims	Width (in)	Diameter (in)	Loaded static radius (in)	Rolling circumference (in)	Pressure (psi)	Tread depth (1/32 in)	Min. dual spacing (in)	Rolling resistance	Wet grip	Noise class	Noise (dB)	M+S	Snow grip marking (3PMSF)
T675238	315/80R22.5	156/150K	TL	9.00	9.75	12.2	42.6	19.8	129.5	120	20	13.8	C	B	A	70	Yes	Yes
T675239	385/65R22.5	160K	TL	11.75	12.25	14.9	42.8	19.8	130	131	20		C	B	A	71	Yes	Yes
T675260	385/65R22.5	164K	TL	11.75	12.25	15	42.8	19.8	130	131	20		C	C	A	70	Yes	Yes

LOAD CAPACITIES

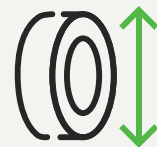
Product code	Size	Fitting	Reference speed mph	Maximum load capacity per axle (lb) at various cold inflation pressures (psi)										
				94	98	102	105	109	112	116	120	123	127	131
T675238	315/80R22.5	Single	67.5	14575	15015	15455	15895	16335	16775	17220	17635			
		Dual	67.5	24405	25155	25905	26630	27380	28110	28815	29540			
T675239	385/65R22.5	Single	67.5	15300	15765	16225	16690	17150	17615	18055	18495	18960	19400	19840
T675260	385/65R22.5	Single	67.5	17000	17505	18035	18540	19050	19555	20060	20570	21055	21560	22045

Note! The inflation pressures given in the table are minimum values. It is recommended to use 0.5-1.0 bar higher values to compensate the effect of temperature variation and possible pressure gauge error, but not more than 9.0 bar should be used.

NOKIAN TYRES HAKKAPELIITTA TRUCK D

SUPERIOR GRIP AND STABILITY IN THE LONG HAUL

- The deep 3D siping maintains grip even when the tire wears down.
- The patented Twin-Block pattern design ensures superior traction especially on packed snow and icy roads.
- New design with a lower rolling resistance saves fuel and the environment.



AVAILABLE SIZES

- 275/70R22.5 - T675233
- 295/80R22.5 - T675031
- 315/70R22.5 - T675032
- 315/80R22.5 - T675030



NOKIAN TYRES HAKKAPELIITTA TRUCK D

ALL SIZES

Product code	Size	LI/SS	TL/TT	Rim	Permitted rims	Width (in)	Diameter (in)	Loaded static radius (in)	Rolling circumference (in)	Pressure (psi)	Tread depth (1/32 in)	Min. dual spacing (in)	Rolling resistance	Wet grip	Noise class	Noise (dB)	M+S	Snow grip marking (3PMSF)
T675233	275/70R22.5	148/145M	TL	8.25	7.50	10.9	37.7	17.5	114.6	131	20	12.2	D	B	B	75	Yes	Yes
T675031	295/80R22.5	152/148M	TL	9.00	8.25	11.7	41.9	19.5	127.2	123	25	13.2	D	C	B	74	Yes	Yes
T675032	315/70R22.5	152/148M (154/150L)	TL	9.00	9.75	12.4	40.6	18.7	123.5	123	25	13.8	D	C	A	73	Yes	Yes
T675030	315/80R22.5	154/150M (156/150L)	TL	9.00	9.75	12.3	42.8	19.8	130.1	120	25	13.8	D	D	B	76	Yes	Yes

LOAD CAPACITIES

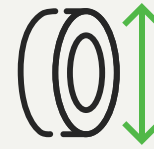
Product code	Size	Fitting	Reference speed mph	Maximum load capacity per axle (lb) at various cold inflation pressures (psi)										
				94	98	102	105	109	112	116	120	123	127	131
T675233	275/70R22.5	Single	80	10715	11025	11355	11685	11995	12325	12630	12965	13270	13580	13890
		Dual	80	19710	20325	20920	21515	22110	22685	23280	23855	24425	25000	25575
T675031	295/80R22.5	Single	80	12630	13005	13405	13780	14155	14530	14905	15280	15655		
		Dual	80	22420	23105	23790	24450	25135	25795	26455	27115	27780		
T675032	315/70R22.5	Single	75	12745	13140	13515	13910	14285	14660	15060	15430	15785	16160	16535
		Dual	75	22775	23480	24165	24845	25530	26215	26895	27560	28220	28880	29540
		Single	80	12630	13005	13405	13780	14155	14530	14905	15280	15655		
		Dual	80	22420	23105	23790	24450	25135	25795	26455	27115	27780		
T675030	315/80R22.5	Single	75	14220	14660	15100	15520	15960	16380	16800	17220	17635		
		Dual	75	24405	25155	25905	26630	27380	28110	28815	29540			
		Single	80	13670	14090	14505	14905	15320	15720	16140	16535			
		Dual	80	24405	25155	25905	26630	27380	28110	28815	29540			

Note! The inflation pressures given in the table are minimum values. It is recommended to use 0.5-1.0 bar higher values to compensate the effect of temperature variation and possible pressure gauge error, but not more than 9.0 bar should be used.

NOKIAN TYRES HAKKAPELIITTA TRUCK E2

DRIVE AXLE TIRE FOR DEMANDING WINTER CONDITIONS ON ROUGH ROADS

- Deeper reach, better grip when worn and improved stability due to peg siping.
- Consistent rigidity and even wear pattern brought by connected block system.
- Increased tire service life enabled by the open center tread design and extra deep-reaching center sipes.



AVAILABLE SIZES

- 275/70R22.5 - T675274
- 295/80R22.5 - T675259
- 315/70R22.5 - T675258
- 315/80R22.5 - T675257



NOKIAN TYRES HAKKAPELIITTA TRUCK E2

ALL SIZES

Product code	Size	LI/SS	TL/TT	Rim	Permitted rims	Width (in)	Diameter (in)	Loaded static radius (in)	Rolling circumference (in)	Pressure (psi)	Tread depth (1/32 in)	Min. dual spacing (in)	Rolling resistance	Wet grip	Noise class	Noise (dB)	M+S	Snow grip marking (3PMSF)
T675274	275/70R22.5	148/145M	TL	8.25	7.50	10.5	38.1	17.7	115.9	131	22	12.2	E	C	B	74	Yes	Yes
T675259	295/80R22.5	152/148M	TL	9.00	9.75	11.7	41.9	19.5	126.9	123	25	13.2	D	D	B	74	Yes	Yes
T675258	315/70R22.5	154/150L (152/148M)	TL	9.00	9.75	12.4	40.4	18.7	122.9	131	23	13.8	D	D	B	74	Yes	Yes
T675257	315/80R22.5	156/150L (154/150M)	TL	9.00	9.75	12.4	42.9	19.9	130.3	123	25	13.8	D	D	A	73	Yes	Yes

LOAD CAPACITIES

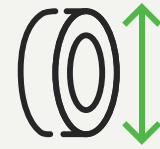
Product code	Size	Fitting	Reference speed mph	Maximum load capacity per axle (lb) at various cold inflation pressures (psi)										
				94	98	102	105	109	112	116	120	123	127	131
T675274	275/70R22.5	Single	80	10715	11025	11355	11685	11995	12325	12630	12965	13270	13580	13890
		Dual	80	19710	20325	20920	21515	22110	22685	23280	23855	24425	25000	25575
T675259	295/80R22.5	Single	80	12630	13005	13405	13780	14155	14530	14905	15280	15655		
		Dual	80	22420	23105	23790	24450	25135	25795	26455	27115	27780		
T675258	315/70R22.5	Single	75	12745	13140	13515	13910	14285	14660	15060	15430	15785	16160	16535
		Dual	75	22775	23480	24165	24845	25530	26215	26895	27560	28220	28880	29540
		Single	80	12630	13005	13405	13780	14155	14530	14905	15280	15655		
		Dual	80	22420	23105	23790	24450	25135	25795	26455	27115	27780		
T675257	315/80R22.5	Single	75	14220	14660	15100	15520	15960	16380	16800	17220	17635		
		Dual	75	24405	25155	25905	26630	27380	28110	28815	29540			
		Single	80	13670	14090	14505	14905	15320	15720	16140	16535			
		Dual	80	24405	25155	25905	26630	27380	28110	28815	29540			

Note! The inflation pressures given in the table are minimum values. It is recommended to use 0.5-1.0 bar higher values to compensate the effect of temperature variation and possible pressure gauge error, but not more than 9.0 bar should be used.

NOKIAN TYRES HAKKA TRUCK DRIVE

GRIP AROUND THE YEAR

- Open V-shaped tread design with good self-cleaning
- Effective siping improves grip in both acceleration and braking
- Optimized tread pattern staggering ensures even wear pattern



AVAILABLE SIZES

- 295/60R22.5 - T675250
- 295/80R22.5 - T675034
- 315/60R22.5 - T675251
- 315/70R22.5 - T675036
- 315/80R22.5 - T675035

NOKIAN TYRES HAKKA TRUCK DRIVE

ALL SIZES

Product code	Size	LI/SS	TL/TT	Rim	Permitted rims	Width (in)	Diameter (in)	Loaded static radius (in)	Rolling circumference (in)	Pressure (psi)	Tread depth (1/32 in)	Min. dual spacing (in)	Rolling resistance	Wet grip	Noise class	Noise (dB)	M+S	Snow grip marking (3PMSF)
T675250	295/60R22.5	150/147L	TL	9.00	9.75	11.8	36.7	17.2	111.4	131	19	13	D	C	B	76	Yes	Yes
T675034	295/80R22.5	152/148M	TL	9.00	8.25	11.7	41.7	19.2	126.9	123	23	13.2	E	C	B	75	Yes	Yes
T675251	315/60R22.5	152/148L	TL	9.00	9.75	12.2	37.9	17.7	115.2	131	20	13.5	C	C	B	76	Yes	Yes
T675036	315/70R22.5	152/148M (154/150L)	TL	9.00	9.75	12.4	40.5	18.7	123.1	123	23	13.8	D	C	B	75	Yes	Yes
T675035	315/80R22.5	154/150M (156/150L)	TL	9.00	9.75	12.3	42.7	19.8	129.8	120	23	13.8	D	C	B	74	Yes	Yes

LOAD CAPACITIES

Product code	Size	Fitting	Reference speed	Maximum load capacity per axle (lb) at various cold inflation pressures (psi)										
				mph	94	98	102	105	109	112	116	120	123	127
T675250	295/60R22.5	Single	75	11375	11730	12080	12435	12765	13095	13450	13780	14110	14440	14770
		Dual	75	20900	21540	22180	22820	23435	24050	24670	25285	25905	26520	27115
T675034	295/80R22.5	Single	80	12630	13005	13405	13780	14155	14530	14905	15280	15655		
		Dual	80	22420	23105	23790	24450	25135	25795	26455	27115	27780		
T675251	315/60R22.5	Single	75	12060	12435	12810	13160	13535	13890	14240	14595	14945	15300	15655
		Dual	75	21405	22070	22730	23370	24010	24650	25285	25905	26545	27160	27780
T675036	315/70R22.5	Single	75	12745	13140	13515	13910	14285	14660	15060	15430	15785	16160	16535
		Dual	75	22775	23480	24165	24845	25530	26215	26895	27560	28220	28880	29540
		Single	80	12630	13005	13405	13780	14155	14530	14905	15280	15655		
		Dual	80	22420	23105	23790	24450	25135	25795	26455	27115	27780		
T675035	315/80R22.5	Single	75	14220	14660	15100	15520	15960	16380	16800	17220	17635		
		Dual	75	24405	25155	25905	26630	27380	28110	28815	29540			
		Single	80	13670	14090	14505	14905	15320	15720	16140	16535			

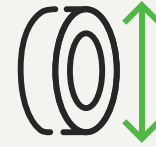
Product code	Size	Fitting	Reference speed	Maximum load capacity per axle (lb) at various cold inflation pressures (psi)										
				94	98	102	105	109	112	116	120	123	127	131
		Dual	80 mph	24405	25155	25905	26630	27380	28110	28815	29540			

Note! The inflation pressures given in the table are minimum values. It is recommended to use 0.5-1.0 bar higher values to compensate the effect of temperature variation and possible pressure gauge error, but not more than 9.0 bar should be used.

NOKIAN TYRES E-TRUCK DRIVE

GRIP THAT DOESN'T WEAR OUT

- Effective block pattern and open center tread design ensure good traction.
- Even wear pattern for a long, trouble-free service life.
- Low rolling resistance and tire noise for fuel economy and comfort.



AVAILABLE SIZES

- 295/80R22.5 - T675282
- 295/80R22.5 - T675225
- 315/70R22.5 - T675224
- 315/80R22.5 - T675280
- 315/70R22.5 - T675281

NOKIAN TYRES E-TRUCK DRIVE

ALL SIZES

Product code	Size	LI/SS	TL/TT	Rim	Permitted rims	Width (in)	Diameter (in)	Loaded static radius (in)	Rolling circumference (in)	Pressure (psi)	Tread depth (1/32 in)	Min. dual spacing (in)	Rolling resistance	Wet grip	Noise class	Noise (dB)	M+S	Snow grip marking (3PMSF)
T675282	295/80R22.5	152/148M	TL	8.25		11.7	41.5	19.3	126.1	123	22	13.2	D	C	B	75	Yes	Yes
T675225	295/80R22.5	152/148M	TL	8.25		11.7	41.1	19.3	126.1	123	22	13.2	D	C	B	75	Yes	Yes
T675281	315/70R22.5	154/150L (152/148M)	TL	9.00	9.75	12.4	40.4	18.7	122.9	131	22	13.8	C	C	A	73	Yes	Yes
T675224	315/70R22.5	154/150L (152/148M)	TL	9.00	9.75	12.4	40.4	18.7	122.9	131	22	13.8	D	B	A	73	Yes	Yes
T675280	315/80R22.5	154/150M (156/150L)	TL	9.00	9.75	12.4	42.4	19.8	129.4	120	22	13.8	D	C	B	76	Yes	Yes

LOAD CAPACITIES

Product code	Size	Fitting	Reference speed	Maximum load capacity per axle (lb) at various cold inflation pressures (psi)										
				mph	94	98	102	105	109	112	116	120	123	127
T675282	295/80R22.5	Single	80	12630	13005	13405	13780	14155	14530	14905	15280	15655		
		Dual	80	22420	23105	23790	24450	25135	25795	26455	27115	27780		
T675225	295/80R22.5	Single	80	12630	13005	13405	13780	14155	14530	14905	15280	15655		
		Dual	80	22420	23105	23790	24450	25135	25795	26455	27115	27780		
T675281	315/70R22.5	Single	75	12745	13140	13515	13910	14285	14660	15060	15430	15785	16160	16535
		Dual	75	22775	23480	24165	24845	25530	26215	26895	27560	28220	28880	29540
		Single	80	12630	13005	13405	13780	14155	14530	14905	15280	15655		
		Dual	80	22420	23105	23790	24450	25135	25795	26455	27115	27780		
T675224	315/70R22.5	Single	75	12745	13140	13515	13910	14285	14660	15060	15430	15785	16160	16535
		Dual	75	22775	23480	24165	24845	25530	26215	26895	27560	28220	28880	29540
		Single	80	12630	13005	13405	13780	14155	14530	14905	15280	15655		
		Dual	80	22420	23105	23790	24450	25135	25795	26455	27115	27780		
T675280	315/80R22.5	Single	75	14220	14660	15100	15520	15960	16380	16800	17220	17635		

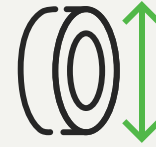
Product code	Size	Fitting	Reference speed	Maximum load capacity per axle (lb) at various cold inflation pressures (psi)										
				mph	94	98	102	105	109	112	116	120	123	127
		Dual	75	24405	25155	25905	26630	27380	28110	28815	29540			
		Single	80	13670	14090	14505	14905	15320	15720	16140	16535			
		Dual	80	24405	25155	25905	26630	27380	28110	28815	29540			

Note! The inflation pressures given in the table are minimum values. It is recommended to use 0.5-1.0 bar higher values to compensate the effect of temperature variation and possible pressure gauge error, but not more than 9.0 bar should be used.

NOKIAN TYRES E-TRUCK DRIVE 17.5

STURDY DRIVE AXLE TIRES FOR REGIONAL HAUL

- Open block design with semi-open shoulder design improves the grip in all weather conditions.
- Optimized tread block staggering enables even wear shape and a long tire life.
- Abrasion-resistant rubber compound provides good mileage.



AVAILABLE SIZES

- 215/75R17.5 - T675255
- 235/75R17.5 - T675256

NOKIAN TYRES E-TRUCK DRIVE 17.5

ALL SIZES

Product code	Size	LI/SS	TL/TT	Rim	Permitted rims	Width (in)	Diameter (in)	Loaded static radius (in)	Rolling circumference (in)	Pressure (psi)	Tread depth (1/32 in)	Min. dual spacing (in)	Rolling resistance	Wet grip	Noise class	Noise (dB)	M+S	Snow grip marking (3PMSF)
T675255	215/75R17.5	126/124M	TL	6.00	6.75	8.4	30	14.1	91.3	102	17	9.4	D	D	A	72	Yes	Yes
T675256	235/75R17.5	132/130M	TL	6.75	7.50	9.4	31.1	14.6	94.6	112	17	10.3	D	C	A	72	Yes	Yes

LOAD CAPACITIES

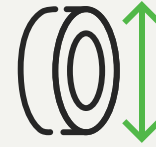
Product code	Size	Fitting	Reference speed mph	Maximum load capacity per axle (lb) at various cold inflation pressures (psi)														
				73	76	80	83	87	91	94	98	102	105	109	112			
T675255	215/75R17.5	Single	80	5730	5950	6175	6395	6635	6855	7055	7275	7495						
		Dual	80	10780	11200	11640	12060	12480	12895	13295	13715	14110						
T675256	235/75R17.5	Single	80			6700	6945	7185	7430	7650	7895	8135	8355	8600	8820			
		Dual	80			12745	13205	13645	14110	14550	14990	15455	15895	16315	16755			

Note! The inflation pressures given in the table are minimum values. It is recommended to use 0.5-1.0 bar higher values to compensate the effect of temperature variation and possible pressure gauge error, but not more than 9.0 bar should be used.

NOKIAN TYRES E-TRUCK DRIVE 19.5

STURDY DRIVE AXLE TIRES FOR REGIONAL HAUL

- Open block design with semi-open shoulder design improves the grip in all weather conditions.
- Optimized tread block staggering enables even wear shape and long tire life.
- Abrasion-resistant rubber compound provides good mileage.



AVAILABLE SIZES

- 265/70R19.5 - T675265
- 285/70R19.5 - T675264

NOKIAN TYRES E-TRUCK DRIVE 19.5

ALL SIZES

Product code	Size	LI/SS	TL/TT	Rim	Permitted rims	Width (in)	Diameter (in)	Loaded static radius (in)	Rolling circumference (in)	Pressure (psi)	Tread depth (1/32 in)	Min. dual spacing (in)	Rolling resistance	Wet grip	Noise class	Noise (dB)	M+S	Snow grip marking (3PMSF)
T675265	265/70R19.5	140/138M	TL	7.50	6.75, 8.25	9.9	34.1	15.7	103.5	112	19	11.6	D	C	A	72	Yes	Yes
T675264	285/70R19.5	145/143M	TL	8.25	9.00	10.6	35	16.1	106.4	123	18	12.5	C	C	A	73	Yes	Yes

LOAD CAPACITIES

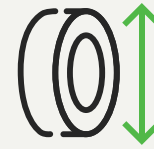
Product code	Size	Fitting	Reference speed mph	Maximum load capacity per axle (lb) at various cold inflation pressures (psi)														
				80	83	87	91	94	98	102	105	109	112	116	120	123		
T675265	265/70R19.5	Single	80	8380	8685	8975	9280	9570	9875	10165	10450	10735	11025					
		Dual	80	15805	16380	16955	17525	18080	18630	19180	19730	20285	20810					
T675264	285/70R19.5	Single	80			9680	10010	10320	10625	10955	11265	11575	11885	12190	12480	12785		
		Dual	80			18190	18785	19380	19975	20570	21165	21740	22310	22885	23455	24030		

Note! The inflation pressures given in the table are minimum values. It is recommended to use 0.5-1.0 bar higher values to compensate the effect of temperature variation and possible pressure gauge error, but not more than 9.0 bar should be used.

NOKIAN TYRES R-TRUCK DRIVE

STURDY DRIVE AXLE TIRE FOR DEMANDING ON/OFF-ROAD USE

- Open tread pattern ensures good self-cleaning and grip in changing driving conditions.
- High quality rubber compound for a long service life.
- Low heat build-up means the tire wears evenly and retains its good properties throughout its lifetime.



AVAILABLE SIZES

- 315/80R22.5 - T675235

NOKIAN TYRES R-TRUCK DRIVE

ALL SIZES

Product code	Size	LI/SS	TL/TT	Rim	Permitted rims	Width (in)	Diameter (in)	Loaded static radius (in)	Rolling circumference (in)	Pressure (psi)	Tread depth (1/32 in)	Min. dual spacing (in)	Rolling resistance	Wet grip	Noise class	Noise (dB)	M+S	Snow grip marking (3PMSF)
T675235	315/80R22.5	156/150K	TL	9.00	9.75	12.3	42.4	19.7	128.8	120	26	13.8	D	C	B	75	Yes	Yes

LOAD CAPACITIES

Product code	Size	Fitting	Reference speed mph	Maximum load capacity per axle (lb) at various cold inflation pressures (psi)							
				94	98	102	105	109	112	116	120
T675235	315/80R22.5	Single	67.5	14575	15015	15455	15895	16335	16775	17220	17635
		Dual	67.5	24405	25155	25905	26630	27380	28110	28815	29540

Note! The inflation pressures given in the table are minimum values. It is recommended to use 0.5-1.0 bar higher values to compensate the effect of temperature variation and possible pressure gauge error, but not more than 9.0 bar should be used.

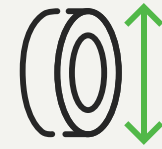
NOKIAN TYRES HAKKAPELIITTA TRUCK T

FOR CONTROLLED TRAILER HANDLING ON SNOW AND ICE

- Wide zigzag-shape grooves improve self-cleaning and grip on snow.
- Strong shoulders resist wear even in tight cornering.
- Marked stud locations for effective studding.



2024-04-20



AVAILABLE SIZES

- 265/70R19.5 - T675232

NOKIAN TYRES HAKKAPELIITTA TRUCK T

ALL SIZES

Product code	Size	LI/SS	TL/TT	Rim	Permitted rims	Width (in)	Diameter (in)	Loaded static radius (in)	Rolling circumference (in)	Pressure (psi)	Tread depth (1/32 in)	Min. dual spacing (in)	Rolling resistance	Wet grip	Noise class	Noise (dB)	M+S	Snow grip marking (3PMSF)
T675232	265/70R19.5	143/141J	TL	7.50	6.75, 8.25	10.3	34.1	16	103.7	123	18	11.6	D	C	B	72	Yes	Yes

LOAD CAPACITIES

Product code	Size	Fitting	Reference speed mph	Maximum load capacity per axle (lb) at various cold inflation pressures (psi)								
				94	98	102	105	109	112	116	120	123
T675232	265/70R19.5	Single	62.5	9700	9985	10295	10580	10870	11155	11440	11730	12015
		Dual	62.5	18320	18895	19445	19995	20545	21100	21625	22180	22710

Note! The inflation pressures given in the table are minimum values. It is recommended to use 0.5-1.0 bar higher values to compensate the effect of temperature variation and possible pressure gauge error, but not more than 9.0 bar should be used.

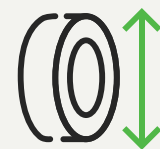
NOKIAN TYRES HAKKA TRUCK 844

STURDY TIRE FOR ALL SEASONS

- Belt structure ensures even wear and excellent mileage.
- The Spiral Sipe System maintains tire properties even when worn.
- Stone ejectors in the main grooves reduce stone trapping.



2024-04-20



AVAILABLE SIZES

- 265/70R19.5 - T675028

NOKIAN TYRES HAKKA TRUCK 844

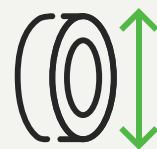
ALL SIZES

Product code	Size	LI/SS	TL/TT	Rim	Permitted rims	Width (in)	Diameter (in)	Loaded static radius (in)	Rolling circumference (in)	Tread depth (1/32 in)	Min. dual spacing (in)	M+S	Snow grip marking (3PMSF)
T675028	265/70R19.5	143/141J	TL	7.50	6.75, 8.25	9.9	34.3	15.9	104.3	18	11.6	Yes	Yes

NOKIAN TYRES HAKKA TRUCK 844+

STURDY TIRE FOR ALL SEASONS

- Belt structure ensures even wear and excellent mileage.
- The Spiral Sipe System maintains tire properties even when worn.
- Stone ejectors in the main grooves reduce stone trapping.



AVAILABLE SIZES

- 275/70R22.5 - T675215

NOKIAN TYRES HAKKA TRUCK 844+

ALL SIZES

Product code	Size	LI/SS	TL/TT	Rim	Permitted rims	Width (in)	Diameter (in)	Loaded static radius (in)	Rolling circumference (in)	Pressure (psi)	Tread depth (1/32 in)	Min. dual spacing (in)	Rolling resistance	Wet grip	Noise class	Noise (dB)	M+S	Snow grip marking (3PMSF)
T675215	275/70R22.5	148/145L	TL	8.25	7.50	10.7	38	17.6	115.4	131	18	12.2	C	B	A	67	Yes	Yes

LOAD CAPACITIES

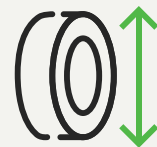
Product code	Size	Fitting	Reference speed mph	Maximum load capacity per axle (lb) at various cold inflation pressures (psi)										
				94	98	102	105	109	112	116	120	123	127	131
T675215	275/70R22.5	Single	75	10715	11025	11355	11685	11995	12325	12630	12965	13270	13580	13890
		Dual	75	19710	20325	20920	21515	22110	22685	23280	23855	24425	25000	25575

Note! The inflation pressures given in the table are minimum values. It is recommended to use 0.5-1.0 bar higher values to compensate the effect of temperature variation and possible pressure gauge error, but not more than 9.0 bar should be used.

NOKIAN TYRES HAKKA TRUCK TRAILER

ALL-WEATHER TRAILER TIRE FOR THE MOST DEMANDING TRANSPORTS

- New tread compound and tire construction for higher mileage and lower rolling resistance.
- Sturdy 5-rib open groove tread pattern with its dense, deep interlocking sipes ensures better grip.
- The wide shoulder design for improved stability and lateral grip as well as protection against lateral scrubbing.



AVAILABLE SIZES

- 265/70R19.5 - T675268
- 275/70R22.5 - T675273
- 385/55R22.5 - T675267
- 385/65R22.5 - T675266



NOKIAN TYRES HAKKA TRUCK TRAILER

ALL SIZES

Product code	Size	LI/SS	TL/TT	Rim	Permitted rims	Width (in)	Diameter (in)	Loaded static radius (in)	Rolling circumference (in)	Pressure (psi)	Tread depth (1/32 in)	Min. dual spacing (in)	Rolling resistance	Wet grip	Noise class	Noise (dB)	M+S	Snow grip marking (3PMSF)
T675268	265/70R19.5	143/141J	TL	7.50	6.75, 8.25	9.9	34.3	15.9	104.3	123	18	11.6	C	C	A	71	Yes	Yes
T675273	275/70R22.5	148/145L	TL	8.25	7.50	10.7	38.1	17.7	115.9	131	18	12.2	D	C	A	68	Yes	Yes
T675267	385/55R22.5	160K (158L)	TL	11.75	12.25	15	39.5	18.4	120	131	19		B	C	A	69	Yes	Yes
T675266	385/65R22.5	160K (158L)	TL	11.75	12.25	15	42.7	19.7	129.7	131	20		B	C	A	67	Yes	Yes

LOAD CAPACITIES

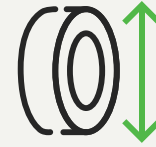
Product code	Size	Fitting	Reference speed mph	Maximum load capacity per axle (lb) at various cold inflation pressures (psi)										
				94	98	102	105	109	112	116	120	123	127	131
T675268	265/70R19.5	Single	62.5	9700	9985	10295	10580	10870	11155	11440	11730	12015		
		Dual	62.5	18320	18895	19445	19995	20545	21100	21625	22180	22710		
T675273	275/70R22.5	Single	75	10715	11025	11355	11685	11995	12325	12630	12965	13270	13580	13890
		Dual	75	19710	20325	20920	21515	22110	22685	23280	23855	24425	25000	25575
T675267	385/55R22.5	Single	67.5	15300	15765	16225	16690	17150	17615	18055	18495	18960	19400	19840
		Single	75	15125	15585	16050	16490	16955	17395	17855	18300	18740		
T675266	385/65R22.5	Single	67.5	15300	15765	16225	16690	17150	17615	18055	18495	18960	19400	19840
		Single	75	15125	15585	16050	16490	16955	17395	17855	18300	18740		

Note! The inflation pressures given in the table are minimum values. It is recommended to use 0.5-1.0 bar higher values to compensate the effect of temperature variation and possible pressure gauge error, but not more than 9.0 bar should be used.

NOKIAN TYRES E-TRUCK TRAILER

HEAVY LOADS, LONG JOURNEYS

- New zigzag-shaped grooves improve stability.
- Groove design reduces stone trapping, resulting in longer tire life.
- Good grip on main road use.



AVAILABLE SIZES

- 215/75R17.5 - T675254
- 235/75R17.5 - T675245
- 245/70R17.5 - T675246
- 265/70R19.5 - T675244
- 385/55R22.5 - T675270
- 385/55R22.5 - T675227
- 385/65R22.5 - T675217
- 385/65R22.5 - T675275
- 385/65R22.5 - T675283

NOKIAN TYRES E-TRUCK TRAILER

ALL SIZES

Product code	Size	LI/SS	TL/TT	Rim	Permitted rims	Width (in)	Diameter (in)	Loaded static radius (in)	Rolling circumference (in)	Pressure (psi)	Tread depth (1/32 in)	Min. dual spacing (in)	Rolling resistance	Wet grip	Noise class	Noise (dB)	M+S	Snow grip marking (3PMSF)
T675254	215/75R17.5	135/133J	TL	6.00	6.75	8.3	30.6	14.3	92.9	123	15	9.4	D	B	A	69	Yes	Yes
T675245	235/75R17.5	143/141J	TL	6.75	7.50	9.4	31.7	14.8	96.3	127	16	10.3	C	A	A	69	Yes	Yes
T675246	245/70R17.5	143/141J (146/146F)	TL	6.75		9.6	31.4	14.5	95.4	127	16	11	D	A	A	71	Yes	Yes
T675244	265/70R19.5	143/141J	TL	7.50	6.75, 8.25	9.8	34.3	15.9	104.3	123	17	11.6	D	A	A	71	Yes	Yes
T675270	385/55R22.5	160K (158L)	TL	11.75	12.25	15	39.5	18.4	120	131	18		C	B	A	69	Yes	Yes
T675227	385/55R22.5	160K (158L)	TL	11.75	12.25	15.1	39.4	18.3	119.7	131	18		C	B	B	72	Yes	Yes
T675217	385/65R22.5	160K (158L)	TL	11.75	12.25	14.9	42.5	19.6	129.3	131	20		C	B	A	70	Yes	Yes
T675275	385/65R22.5	164K	TL	11.75	12.25	15	42.5	19.6	129.3	131	20		C	B	A	68	Yes	Yes
T675283	385/65R22.5	160K (158L)	TL	11.75	12.25	14.9	42.5	19.6	129.3	131	20		C	B	A	68	Yes	Yes

LOAD CAPACITIES

Product code	Size	Fitting	Reference speed mph	Maximum load capacity per axle (lb) at various cold inflation pressures (psi)										
				94	98	102	105	109	112	116	120	123	127	131
T675254	215/75R17.5	Single	62.5	7760	8005	8225	8465	8685	8930	9150	9390	9610		
		Dual	62.5	14660	15100	15545	16005	16425	16865	17305	17745	18165		
T675245	235/75R17.5	Single	62.5	9480	9765	10055	10340	10625	10915	11175	11465	11750	12015	
		Dual	62.5	17900	18455	19005	19535	20060	20615	21140	21670	22180	22710	
T675246	245/70R17.5	Single	50	10185	10515	10825	11135	11440	11730	12035	12345	12630	12940	13230
		Dual	50	20395	21010	21625	22245	22860	23480	24075	24670	25265	25860	26455
		Single	62.5	9480	9765	10055	10340	10625	10915	11175	11465	11750	12015	
		Dual	62.5	17900	18455	19005	19535	20060	20615	21140	21670	22180	22710	
T675244	265/70R19.5	Single	62.5	9700	9985	10295	10580	10870	11155	11440	11730	12015		
		Dual	62.5	18320	18895	19445	19995	20545	21100	21625	22180	22710		

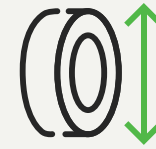
Product code	Size	Fitting	Reference speed mph	Maximum load capacity per axle (lb) at various cold inflation pressures (psi)										
				94	98	102	105	109	112	116	120	123	127	131
T675270	385/55R22.5	Single	67.5	15300	15765	16225	16690	17150	17615	18055	18495	18960	19400	19840
		Single	75	15125	15585	16050	16490	16955	17395	17855	18300	18740		
T675227	385/55R22.5	Single	67.5	15300	15765	16225	16690	17150	17615	18055	18495	18960	19400	19840
		Single	75	15125	15585	16050	16490	16955	17395	17855	18300	18740		
T675217	385/65R22.5	Single	67.5	15300	15765	16225	16690	17150	17615	18055	18495	18960	19400	19840
		Single	75	15125	15585	16050	16490	16955	17395	17855	18300	18740		
T675275	385/65R22.5	Single	67.5	17000	17505	18035	18540	19050	19555	20060	20570	21055	21560	22045
T675283	385/65R22.5	Single	67.5	15300	15765	16225	16690	17150	17615	18055	18495	18960	19400	19840
		Single	75	15125	15585	16050	16490	16955	17395	17855	18300	18740		

Note! The inflation pressures given in the table are minimum values. It is recommended to use 0.5-1.0 bar higher values to compensate the effect of temperature variation and possible pressure gauge error, but not more than 9.0 bar should be used.

NOKIAN TYRES R-TRUCK TRAILER

RELIABILITY FOR ON/OFF-ROAD USE

- Robust design ensures excellent mileage in addition to resistance to damage.
- Special rubber compound and low heat build-up means that tire wears evenly and retains its good properties throughout its lifetime.
- Strong shoulders withstand tight cornering and the staggered tread pattern wears evenly.



AVAILABLE SIZES

- 265/70R19.5 - T675242
- 275/70R22.5 - T675243
- 285/70R19.5 - T675269
- 385/65R22.5 - T675234

NOKIAN TYRES R-TRUCK TRAILER

ALL SIZES

Product code	Size	LI/SS	TL/TT	Rim	Permitted rims	Width (in)	Diameter (in)	Loaded static radius (in)	Rolling circumference (in)	Pressure (psi)	Tread depth (1/32 in)	Min. dual spacing (in)	Rolling resistance	Wet grip	Noise class	Noise (dB)	M+S	Snow grip marking (3PMSF)
T675242	265/70R19.5	143/141J	TL	7.50	6.75, 8.25	9.9	34.5	15.9	105	123	19	11.6	E	B	B	73	Yes	Yes
T675269	285/70R19.5	150/148J	TL	8.25	9.00	10.5	35.2	16.3	107.1	131	18	12.5	D	B	B	72	Yes	Yes
T675243	275/70R22.5	148/145K	TL	8.25	7.50	10.7	38.3	17.8	116.3	131	20	12.2	D	B	B	74	Yes	Yes
T675234	385/65R22.5	160K	TL	11.75	12.25	15.3	42.2	19.5	128.3	131	19		C	B	B	74	Yes	Yes

LOAD CAPACITIES

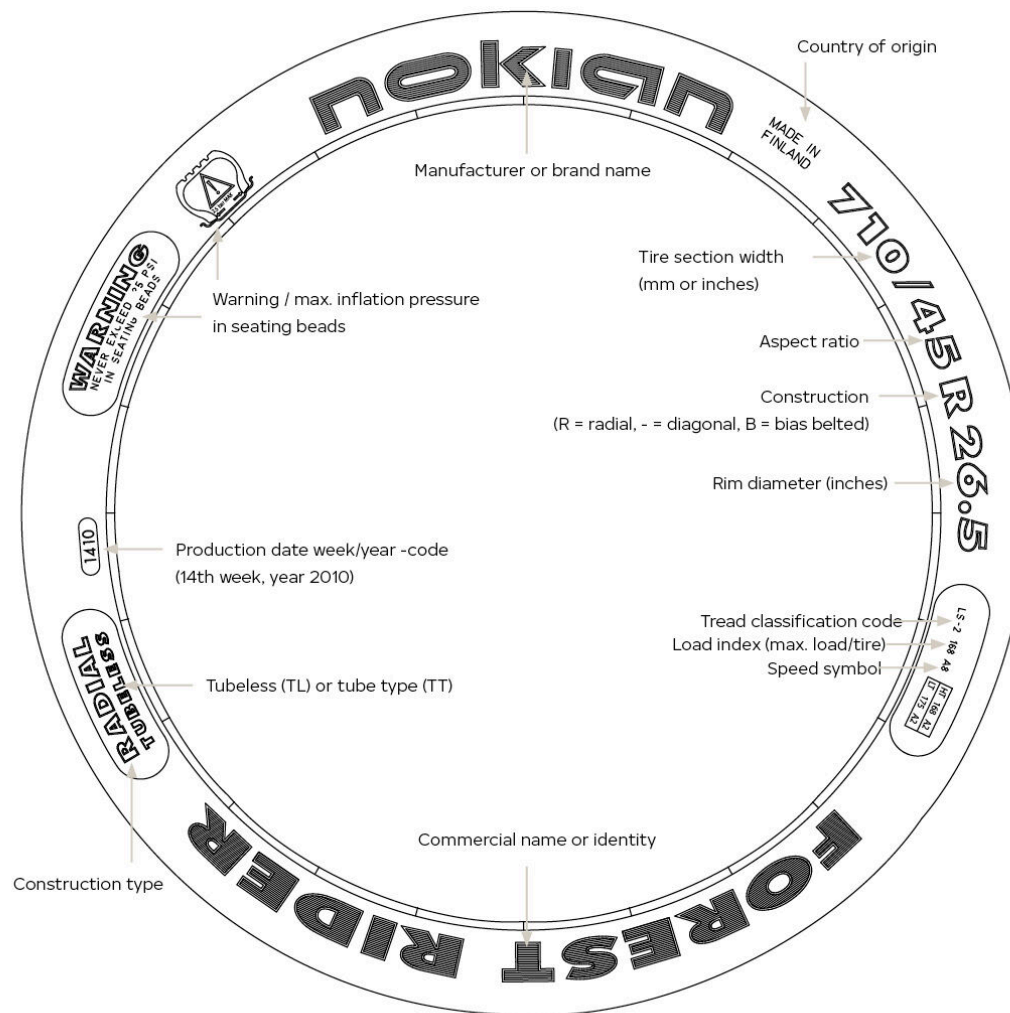
Product code	Size	Fitting	Reference speed mph	Maximum load capacity per axle (lb) at various cold inflation pressures (psi)										
				94	98	102	105	109	112	116	120	123	127	131
T675242	265/70R19.5	Single	62.5	9700	9985	10295	10580	10870	11155	11440	11730	12015		
		Dual	62.5	18320	18895	19445	19995	20545	21100	21625	22180	22710		
T675269	285/70R19.5	Single	62.5	11375	11730	12080	12435	12765	13095	13450	13780	14110	14440	14770
		Dual	62.5	21405	22070	22730	23370	24010	24650	25285	25905	26545	27160	27780
T675243	275/70R22.5	Single	67.5	10715	11025	11355	11685	11995	12325	12630	12965	13270	13580	13890
		Dual	67.5	19710	20325	20920	21515	22110	22685	23280	23855	24425	25000	25575
T675234	385/65R22.5	Single	67.5	15300	15765	16225	16690	17150	17615	18055	18495	18960	19400	19840

Note! The inflation pressures given in the table are minimum values. It is recommended to use 0.5-1.0 bar higher values to compensate the effect of temperature variation and possible pressure gauge error, but not more than 9.0 bar should be used.

GENERAL INFO

Nokian Heavy Tyres is passionate in developing high quality solutions for the most extreme conditions found in forests, modern day farming, municipal contracting, transportation terminals and underground applications. In addition to tire and supplementary item information, this manual focuses on the special necessities and requirements in each product category. The forestry section, for example, has a detailed guide on the right tire and inflation pressure choice by application. This technical manual will be your tool in finding the right tire for your work, with a promise on carefree working hours.

TIRE MARKINGS



TIRE CLASSIFICATION CODES

OPTIONAL MARKING

TRA Code	Tread type
Agricultural tractor drive wheel tires	
R-1	Regular service (tread)
R-1W	Wet traction service
R-1S	Sprayer / spreader service
R-2	Cane and rice service (deep tread)
R-3	Flotation service (shallow tread)
R-4	Industrial service (construction application)
Agricultural tractor steering wheel tires (non-traction pattern)	
F-1	Single rib tread
F-2	Multiple rib tread
F-3	Industrial service (construction application)
Agricultural implement tires	
I-1	Multi-rib tread
I-2	Moderate traction service
I-3	Traction tread
I-4	Plough tail wheel service
I-5	Steering service
I-6	Smooth tread
Garden tractor tires (implement tires)	
G-1	Traction service
G-2	Flotation traction service
G-3	Maximum flotation service

TRA Code	Tread type
Grader tires (Motor graders)	
G-2	Traction regular
G-3	Rock regular
Logging and forestry service tires	
LS-1	Regular tread
LS-2	Intermediate tread
LS-3	Deep tread
LS-4	Shallow tread
High flotation tires for off-the-road service	
HF-1	Shallow tread
HF-2	Regular tread
HF-3	Deep tread
HF-4	Extra deep tread
Earthmover tires (Dump trucks and scrapers)	
E-1	Rib regular
E-2	Traction regular
E-3	Rock regular
E-4	Rock deep tread
E-7	Flotation
Loader and dozer tires (Front-end loaders and dozers)	
L-2	Traction regular
L-3	Rock regular
L-4	Rock deep tread

TRA Code	Tread type
L-5	Rock extra deep tread
L-4S	Smooth deep tread
L-5S	Smooth extra deep tread
Compactor tires	
C-1	Smooth
Industrial tires (Straddle carriers, transfer cranes, towing tractors, reach stackers and fork lifts)	
IND-3	Traction regular
IND-4	Deep tread
IND-5	Extra deep tread

Notice! TRA = Tire and Rim Association Inc.

LOAD INDEX

THE LOAD INDEX (LI) IS A NUMERICAL CODE ASSOCIATED WITH THE MAXIMUM LOAD A TIRE CAN CARRY.

LI	lbs	LI	lbs	LI	lbs	LI	lbs	LI	lbs	LI	lbs	LI	lbs	LI	lbs	LI	lbs	LI	lbs	LI	lbs	LI	lbs	LI	lbs
0	99	22	185	44	355	66	660	88	1 230	110	2 340	132	4 400	154	8 250	176	15 700	198	29 100	220	55 100	242	104 500	264	198 500
1	102	23	195	45	365	67	675	89	1 280	111	2 400	133	4 540	155	8 550	177	16 100	199	30 000	221	56 800	243	107 500	265	204 000
2	105	24	200	46	375	68	695	90	1 320	112	2 470	134	4 680	156	8 800	178	16 500	200	30 900	222	58 400	244	110 000	266	209 500
3	107	25	205	47	385	69	715	91	1 360	113	2 540	135	4 800	157	9 100	179	17 100	201	32 000	223	60 000	245	113 500	267	215 000
4	110	26	210	48	395	70	740	92	1 390	114	2 600	136	4 940	158	9 350	180	17 600	202	33 100	224	61 500	246	117 000	268	220 500
5	114	27	215	49	410	71	760	93	1 430	115	2 680	137	5 080	159	9 650	181	18 200	203	34 200	225	64 000	247	120 000	269	227 000
6	117	28	220	50	420	72	785	94	1 480	116	2 760	138	5 200	160	9 900	182	18 700	204	35 300	226	66 000	248	123 500	270	233 500
7	120	29	225	51	430	73	805	95	1 520	117	2 830	139	5 360	161	10 200	183	19 300	205	36 400	227	68 000	249	128 000	271	240 500
8	123	30	235	52	440	74	825	96	1 570	118	2 910	140	5 520	162	10 500	184	19 800	206	37 500	228	69 500	250	132 500	272	247 000
9	128	31	240	53	455	75	855	97	1 610	119	3 000	141	5 680	163	10 700	185	20 400	207	38 600	229	71 500	251	135 500	273	253 500
10	132	32	245	54	465	76	880	98	1 650	120	3 080	142	5 840	164	11 000	186	20 900	208	39 700	230	74 000	252	139 000	274	260 000
11	136	33	255	55	480	77	910	99	1 710	121	3 200	143	6 000	165	11 400	187	21 500	209	40 800	231	76 000	253	143 500	275	267 000
12	139	34	260	56	495	78	935	100	1 760	122	3 300	144	6 150	166	11 700	188	22 000	210	41 900	232	78 500	254	147 500	276	275 500
13	143	35	265	57	505	79	965	101	1 820	123	3 420	145	6 400	167	12 000	189	22 700	211	43 000	233	80 500	255	152 000	277	283 500
14	148	36	275	58	520	80	990	102	1 870	124	3 520	146	6 600	168	12 300	190	23 400	212	44 100	234	82 500	256	156 500	278	291 000
15	152	37	280	59	535	81	1 020	103	1 930	125	3 640	147	6 800	169	12 800	191	24 000	213	45 400	235	85 500	257	161 000	279	300 000
16	157	38	290	60	550	82	1 050	104	1 980	126	3 740	148	6 950	170	13 200	192	24 700	214	46 700	236	88 000	258	165 500		
17	161	39	300	61	565	83	1 070	105	2 040	127	3 860	149	7 150	171	13 600	193	25 400	215	48 100	237	91 000	259	171 000		
18	165	40	310	62	585	84	1 100	106	2 090	128	3 960	150	7 400	172	13 900	194	26 000	216	49 400	238	93 500	260	176 500		
19	170	41	320	63	600	85	1 140	107	2 150	129	4 080	151	7 600	173	14 300	195	26 800	217	50 700	239	96 500	261	182 000		
20	175	42	330	64	615	86	1 170	108	2 200	130	4 180	152	7 850	174	14 800	196	27 600	218	52 000	240	99 000	262	187 500		
21	180	43	340	65	640	87	1 200	109	2 270	131	4 300	153	8 050	175	15 200	197	28 300	219	53 600	241	102 000	263	193 000		

Example: 157 A8 a tire can carry maximum 9100 lb at the maximum speed of 25 mph.

UNITS

Quantity	S.I. units	Other units
Length	m (metre)	1 inch (") = 0.0254 m (or 25.4 mm)
		1 mile = 1 609 m (or 1.609 km)
Mass	kg (kilogram)	1 pound (lb) = 0.4536 kg
Pressure	Pa (Pascal)	1 bar = 100 kPa
		1 pound per square inch (psi or lb/in ²) = 6.895 kPa
		1 kg/cm ² = 98.066 kPa
Speed	m/s	1 km per hour (km/h) = 0.277778 m/s
	(metre per second)	1 mile per hour (mph) = 0.4470 m/s (or 1.60935 km/h)

PICTOGRAM

MARKED ON BOTH TIRE SIDEWALLS

Explicitly the maximum inflation pressure not to be exceeded for bead seating during tire mounting. The value of inflation pressure (2.5 bar in the example) must be the same as specified by the tire manufacturer.



SPEED SYMBOL

The SPEED SYMBOL (SS) indicates the maximum speed at which the tire can carry a load corresponding to its Load Index.

SS	km/h	mph
A1	5	2.5
A2	10	5
A3	15	10
A4	20	12.5
A5	25	15
A6	30	20
A7	35	22.5
A8	40	25
B	50	30
C	60	35
D	65	40
E	70	43
F	80	50
G	90	55
J	100	62
K	110	68
L	120	75
M	130	81
N	140	87
P	150	93
Q	160	99
R	170	106
S	180	112
T	190	118

PRESSURE UNIT, CONVERSION TABLE

kPa	bar	* lbs/in ² (psi)	* kg/cm ²	kPa	bar	* lbs/in ² (psi)	* kg/cm ²	kPa	bar	* lbs/in ² (psi)	* kg/cm ²	kPa	bar	* lbs/in ² (psi)	* kg/cm ²	kPa	bar	* lbs/in ² (psi)	* kg/cm ²
10	0.1	1	0.1	230	2.3	33	2.3	450	4.5	65	4.6	670	6.7	97	6.8	890	8.9	129	9.1
20	0.2	3	0.2	240	2.4	35	2.4	460	4.6	67	4.7	680	6.8	99	6.9	900	9.0	131	9.2
30	0.3	4	0.3	250	2.5	36	2.5	470	4.7	68	4.8	690	6.9	100	7.0	910	9.1	132	9.3
40	0.4	6	0.4	260	2.6	38	2.7	480	4.8	70	4.9	700	7.0	102	7.1	920	9.2	133	9.4
50	0.5	7	0.5	270	2.7	39	2.8	490	4.9	71	5.0	710	7.1	103	7.2	930	9.3	135	9.5
60	0.6	9	0.6	280	2.8	41	2.9	500	5.0	73	5.1	720	7.2	104	7.3	940	9.4	136	9.6
70	0.7	10	0.7	290	2.9	42	3.0	510	5.1	74	5.2	730	7.3	106	7.4	950	9.5	138	9.7
80	0.8	12	0.8	300	3.0	44	3.1	520	5.2	75	5.3	740	7.4	107	7.5	960	9.6	139	9.8
90	0.9	13	0.9	310	3.1	45	3.2	530	5.3	77	5.4	750	7.5	109	7.6	970	9.7	141	9.9
100	1.0	15	1.0	320	3.2	46	3.3	540	5.4	78	5.5	760	7.6	110	7.7	980	9.8	142	10.0
110	1.1	16	1.1	330	3.3	48	3.4	550	5.5	80	5.6	770	7.7	112	7.9	990	9.9	144	10.1
120	1.2	17	1.2	340	3.4	49	3.5	560	5.6	81	5.7	780	7.8	113	8.0	1000	10.0	145	10.2
130	1.3	19	1.3	350	3.5	51	3.6	570	5.7	83	5.8	790	7.9	115	8.1	1010	10.1	146	10.3
140	1.4	20	1.4	360	3.6	52	3.7	580	5.8	84	5.9	800	8.0	116	8.2	1020	10.2	148	10.4
150	1.5	22	1.5	370	3.7	54	3.8	590	5.9	86	6.0	810	8.1	117	8.3	1030	10.3	149	10.5
160	1.6	23	1.6	380	3.8	55	3.9	600	6.0	87	6.1	820	8.2	119	8.4	1040	10.4	151	10.6
170	1.7	25	1.7	390	3.9	57	4.0	610	6.1	88	6.2	830	8.3	120	8.5	1050	10.5	152	10.7
180	1.8	26	1.8	400	4.0	58	4.1	620	6.2	90	6.3	840	8.4	122	8.6	1060	10.6	154	10.8
190	1.9	28	1.9	410	4.1	59	4.2	630	6.3	91	6.4	850	8.5	123	8.7	1070	10.7	155	10.9
200	2.0	29	2.0	420	4.2	61	4.3	640	6.4	93	6.5	860	8.6	125	8.8	1080	10.8	157	11.0
210	2.1	30	2.1	430	4.3	62	4.4	650	6.5	94	6.6	870	8.7	126	8.9	1090	10.9	158	11.1
220	2.2	32	2.2	440	4.4	64	4.5	660	6.6	96	6.7	880	8.8	128	9.0	1100	11.0	160	11.2

* Values in psi and kg/cm2 rounded to the nearest practical unit.

SIZE EQUIVALENCY

mm dimension	Equivalent size
250/80R16	7.5R16
340/80R18	12.5R18
360/80R20	14.5R20
300/80R24	11.2R24
340/80R24	12.4R24
360/80R24	13.6R24
400/80R24	14.9R24
440/80R24	16.9R24
360/80R28	13.6R28
400/80R28	14.9R28
440/80R28	16.9R28
440/80R30	16.9R30
480/80R30	18.4R30
440/80R34	16.9R34
480/80R34	18.4R34
480/80R38	18.4R38
540/80R38	20.8R38
620/80R42	N.A.
270/75R15	N.A.
250/75R16	N.A.
500/70R24	19.5LR24


TIRE STRUCTURES



RADIAL TIRE


The tire carcass is stabilized by an inextensible circumferential belt

The ply cords are laid substantially at 90° to the centerline of the tread



DIAGONAL (OR BIAS PLY) TIRE

The ply cords are laid at alternate angles substantially less than 90° to the centerline of the tread



BIAS BELTED

The tire carcass is stabilized by an inextensible circumferential belt

Tire structure of diagonal tire

INFLATION PRESSURE

CHOOSING THE RIGHT INFLATION PRESSURE

MAINTAINING THE PROPER INFLATION PRESSURE

The inflation pressures of tires should be checked carefully at regular intervals. Perform a visual check daily and repeatedly when operating. A slow leak can cause damage to the tire sidewall or lead to tube failure before the under-inflation can be felt in the handling of the machine.

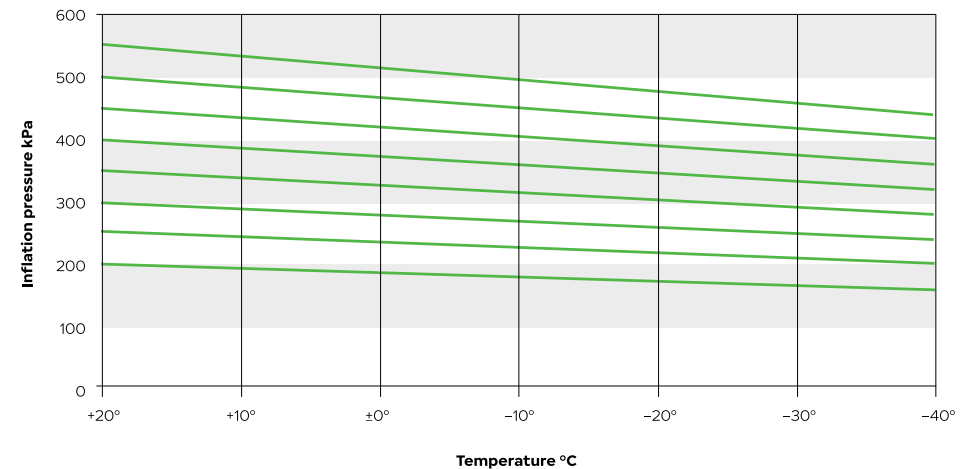
Repairable damage should be repaired immediately in order to help obtain regular tire life. When operating machinery in winter conditions, it should be kept in mind that when temperatures decrease, so do tire inflation pressures. Consequently, when inflating a tire indoors in winter, it should be inflated slightly over the recommended pressure. The diagram below should prove of assistance in determining the correct pressure.

GROUND DISTURBANCE

Ground disturbance is more pronounced when operating in soft soil conditions. When the tire gets in contact with the ground on a hard surface, it is the tire that gets depressed, whereas when operating on soft soil, the ground gets depressed. The inflation pressure should be less than the ground pressure between the ground and the tire, in case approx. 55 kPa, for it to reduce the depth of the footprint.

Consequently, it is not advisable to reduce tire inflation pressures in order to improve the machine's footprint, as it has a negative impact on the tire's service life. The use of wider tires will serve this purpose better.

THE RELATIONSHIP BETWEEN TIRE INFLATION PRESSURE AND AIR TEMPERATURE



LIQUID AND SALT BALLASTING

- Liquid ballasting is used to increase machine stability
- It is recommended to use professional tire outlets to carry out the filling procedure
- Special equipment and water permeable valves are required
- In liquid and salt ballasting, use tubes to prevent rims from rusting

Note! If a filler other than liquid is used (i.e. polyurethane), tire warranty does not apply.

Note! Do not use liquids or innertubes in tires fitted with sensors. The sensor warranty does not apply in case of damage caused by liquids or accessories such as innertubes.

WATER BALLASTING

75 % of the tire volume is filled. Amounts listed in the table below.

WATER AND SALT BALLASTING

The addition of salt will prevent freezing. 75% of the tire volume is filled with the proportions given in the table below. The salt / water solution is calculated at a temperature of -30 °C / -22°F. Normal commercial salt (CaCl₂), 77% purity, is used.

Any additional salt will not necessarily dissolve in water.

The remaining tire volume is inflated to the recommended inflation pressure.

Notice! Since tire has air only 25% of the original volume, regular inflation pressure checks are highly recommended.

NON-SKID CHAINS

Nowadays, the general tendency is to work increasingly without chains. This in turn places additional demands on forestry tire selection in order to ensure access to difficult terrain while, at the same time, minimising ground disturbance. In practise, however, there are situations when the use of chains cannot be avoided. In such cases, it is important to pay attention to some basic considerations.

USE OF CHAINS

Before installing new chains, it is recommended that they be inspected for sharp edges or welding burrs. When installing chains on a tire, it is important to ensure that the chains are sufficiently tight. Chains that are too loose can slip on the tire causing excessive wear.

Checking the functioning of old and worn chains is recommended from time to time as well. It is important to check that no chain rings are broken and that none of these individual rings have turned, so that their calks cut into the tire. The same damage can occur with severely worn and thus overstretched chains.



TRACKS

Track manufacturers give their recommendations in slightly different ways. The practice, that is becoming increasingly common, is where track manufacturers specify their products according to the tire manufacturer, the tread design and the tire size. The minimum requirement is that the track manufacturer provide the tire size and the tread design for each track type.

When acquiring tracks, it is extremely important

for the user to select the correct track type which is suitable for the tire and that the operating pressure, in particular, meets the recommendations of track manufacturers. When selecting tracks, it is recommended that the user contacts the track manufacturer.

When using tracks the correct pressure level is the maximum permitted inflation pressure for each tire size.

RECOMMENDED INFLATION PRESSURES WHEN USING TRACKS

Tire size	PR	LI / SS	kPa	psi
500/60-22.5	16		430	62
600/50-22.5	16	151 A8 / 158 A2	430	62
700/45-22.5	16		390	57
710/40-22.5	16	154 A8 / 161 A2	390	57
710/40-24.5	20	163 A8 / 190 A2	550	80
600/55-26.5	16		460	67
700/45-26.5	16		460	67
710/45-26.5	16	161 A8 / 168 A2	460	67
600/55-26.5	20	165 A8 / 172 A2	550	80
650/65-26.5	20	172 A8 / 179 A2	550	80
700/50-26.5	20		550	80
710/45-26.5	20	168 A8 / 175 A2	550	80
750/55-26.5	20	177 A8 / 184 A2	550	80
780/55-26.5	20	179 A8 / 186 A2	550	80
800/40-26.5	20	170 A8 / 177 A2	550	80
650/45R24.5		161 A8 / 168 A2	550	80
600/55R26.5		165 A8 / 172 A2	550	80
710/45R26.5		168 A8 / 175 A2	550	80
800/50R26.5		180 A8 / 187 A2	550	80

Notice! Contact the track manufacturer for the correct track for your tire.



RIMS

STANDARDS

Tires are designed for use on rims that meet the industry standards. It is the responsibility of the vehicle manufacturers and vehicle users that rims used comply with these standards.

The right tire and rim combination defined in these standards guarantees a proper mounting and fit of tire on the rim. Standards manuals give the proper rim dimensions and the right rim contours for use on each tire size and service condition.

Rims and wheels may be stamped with maximum load and maximum cold inflation ratings. If these are not identified consult the rim and wheel manufacturer for rim and wheel capacities for the intended service.



Tire and rim standards manuals.

TRA	The Tire and Rim Association Inc.
ETRTO	The European Tire and Rim Technical Organisation
JATMA	The Japan Automobile Tire Manufacturers Association Inc.
STRO	The Scandinavian Tire & Rim Organisation

INFORMATION NEEDED FOR DEFINING A WHEEL

A wheel consists of a rim and a disc. Rim contours are standardised and differ from each other according to the service type. Wheel discs are characterised by the offset position, attachment and centre hole.

To define a wheel for a certain application, the following information is needed by the wheel manufacturer:

INFORMATION FROM THE TIRE MANUFACTURER:

1. Tire size, loading requirements and service type
2. Nominal width code (inch)
3. Diameter code (inch)
4. Tubeless or tube-type tire

With this tire information the rim contour can be designed.

INFORMATION FROM THE VEHICLE MANUFACTURER:

5. Offset
6. Disc centre hole
7. Attachment (bolt circle diameter, bolt hole size, bolt hole type)
8. Wheel loading and maximum speed requirements
9. Valve hole placement, type of valve preferred and need for valve protection
10. The wheel colour

With this information a standard or a tailored wheel can be defined.

Notice! When in doubt consult rim and wheel manufacturer for confirmation on the strength of the rim/wheel for the intended service.

RIM MARKINGS

Disc wheels and demountable rims shall be marked with the following information:

- a) Rim size designation
- b) Wheel/rim manufacturer (name, symbol or trademark)
- c) date of manufacture
- d) part number or code

Rings shall be marked with the following information:

- a) Identification of rim to which the part may be fitted
- b) Identification of manufacturer
- c) Date of manufacture
- d) Flange height designation (on side rings for EM rims)

Notice! With recommended rim you get the best operational result from your tire. You may use also permitted rim as an alternative.

Notice!
 - indicates multi-piece rim.
 x indicates one-piece rim.

Rim marking			Rim contour		Nominal diameter code	Special features
			Width code	Profile		
61/2J x 15 H2	or	15 x 61/2J H2	6 1/2	J	15	Asymmetrical drop-centre, double hump (H2). (if S=symmetrical)
225 x 750			7.5		22.5	
10.00 V -20	or	20 - 10.00 V	10	V	20	
DW16L x 26	or	26 x SW 16L	16	L	26	Secondary Well (DW)
8.00TG - 24 SDC	or	24 - 8.00TG SDC	8.00	TG	24	Semi-Drop Centre (SDC)
11.25 - 25/2.0	or	25 - 11.25/2.0	11.25		25	Flange Height Code (/2.0)

WHEEL STUD HOLES AND COUNTER SINKS

WHEEL CONNECTION TO THE HUB

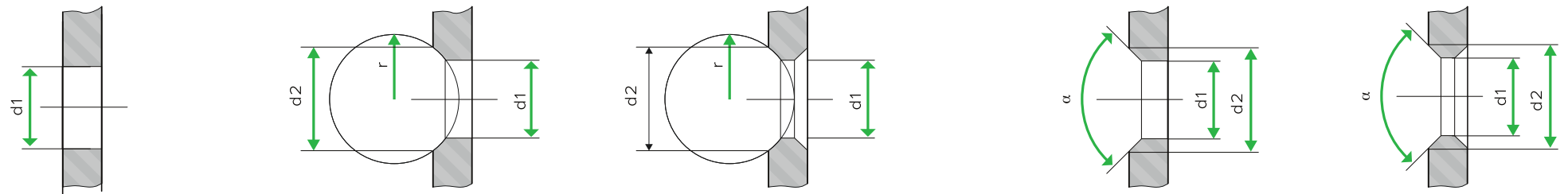
The stud/bolt holes in the wheel's center disc together with the center hole define the wheel's connection to the hub. To make sure the wheel is connected centrally, the wheel has two options.

One is to center the wheel via the center hole using a specified tolerance, then typically the bolt/stud holes are straight. This solutions is often used for example in tractors.

The other is to use chamfered bolt/stud holes, which enables the wheel to center itself using the holes geometry. In that case the tolerance of the center hole is slightly larger.

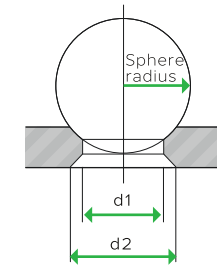
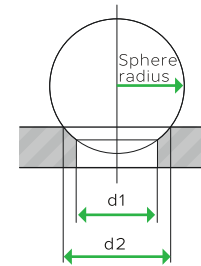
Bolt Hole Diameters d1	Countersink Type			
	Spherical Countersink		Conical countersink	
	Sphere Radii - r	Spherical countersink outside diameter - d2	Countersink angles - α	Conical countersink outside diameter - d2
18	16	27	60	22
20	18	29	90	27
21		32		29
21.5				32
22				35
24				
25.4				
26				
27				

COUNTERSINK TYPE



TYPICAL SPHERICAL COUNTERSINK

Countersink Designation	Bolt Hole Diameter d1	d2	sphere R	Countersink Description	EUWA	Inside/Outside/Both
A2	21.5	27	16	AR/D16-27	B18 ES 32	Outside
A3	27	32	18	AR/D18-32	B22 ES 36	Outside
B2	21.5	27	16	BR/D16-27	B18 DS 32	Both
B3	27	32	18	BR/D-18-32	B22 DS 36	Both



EUWA 3.15 Stud Hole Designation With A Spherical Countersink

B	Bolt Centric
M	Hub Centric
27	Stud Hole Diameter
I	Inside
E	Outside
D	Both
S	Spherical
36	Sphere diameter

Stud hole code Spherical type of stud hole

B	stud centring
M	hub centering / double centering
22	stud diameter
I	counter sink inside
E	external
D	double side
S	spherical
36	sphere diameter

Example

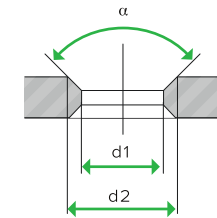
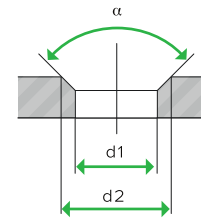
according to EUWA	
countersink external	B22 ES 36
countersink inside	B22 IS 36
countersink designation	A3

Example

according to EUWA	
countersink double side	B22 DS 36
countersink designation	B3

TYPICAL CONICAL COUNTERSINK

Countersink Designation	Bolt Hole Diameter d1	Conical countersink outside diameter - d2	Countersink angles - α	Countersink Description	EUWA	Inside/ Outside/ Both
A21	21.5	27	90	A90-27	-	Outside
B21	21.5	27	90	B90-27	-	Both



EUWA 3.15 Stud Hole Designation With A Conical Countersink

B	Bolt Centric
M	Hub Centric
27	Stud Hole Diameter
I	Inside
E	Outside
D	Both
C	Conical
60	Angle

Stud hole code Conical type of stud hole

B	stud centring
M	hub centering / double centering
23	stud diameter
I	counter sink inside
E	external
D	double side
C	conical
80	angle

Example

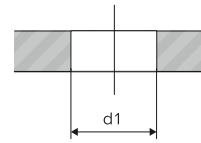
according to EUWA	
countersink external	B23 EC 80
countersink inside	B23 IC 80
countersink designation	A17

Example

according to EUWA	
countersink double side	B23 DC 80
countersink designation	B17

CYLINDRICAL (PLAIN STUD HOLES, HUB CENTRIC)

Bolt Hole Diameter d1	EUWA
18	
20	
21	M18
21.5	
22	
24	M20
25.4	
26	M22
27	



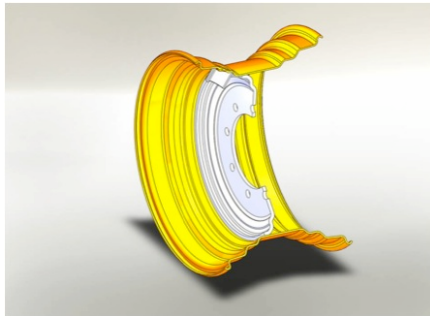
Example

according to EUWA	
cylindrical stud hole	M22

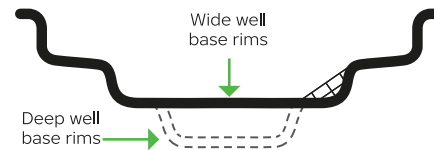
RIM CONTOURS

There are mainly two types of rims used with Nokian Heavy Tyres products. Wide well-base and flat-base contour designs.

1. WIDE WELL-BASE (W AND DW)



DW rim



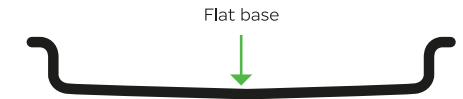
Wide (wide well) and DW (deep well) rim contours

2. FLAT BASE RIMS

Flat base rims are generally of divided construction or equipped with lock rings.



Flat base rim

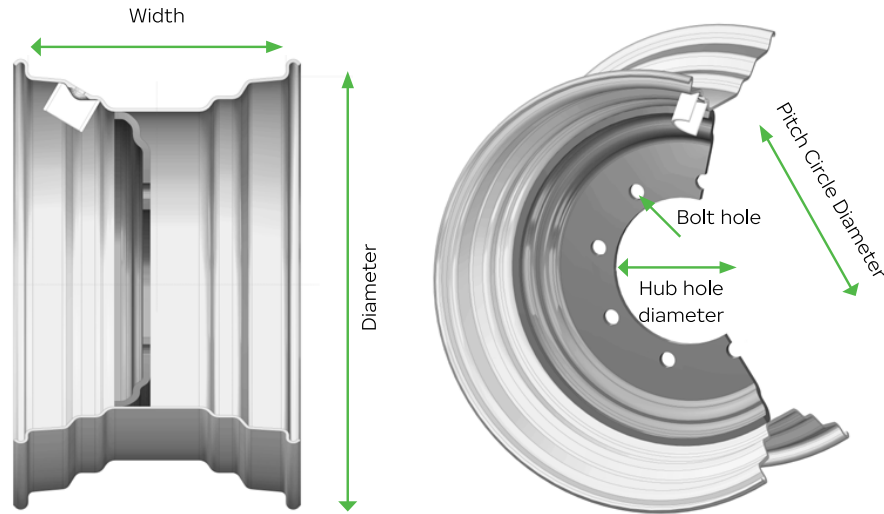


Flat base rim contour

W OR DW?

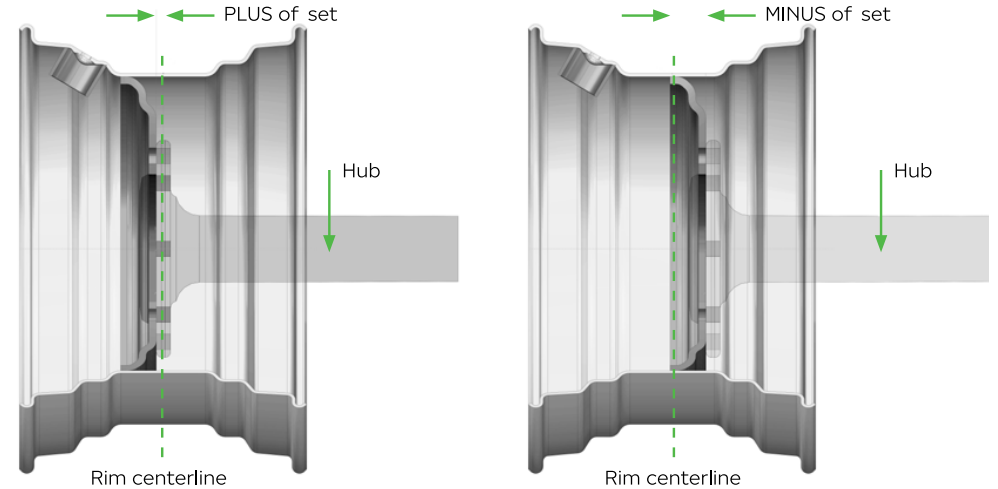
DW facilitates better the mounting of high PR (stiffer construction) tires. DW rims also have higher strength compared with W rims, due to more bends in the contour shape.

WHEEL (DISC INCLUDED) MAIN DIMENSIONS



+ OFFSET DECREASES TRACK WIDTH

- OFFSET INCREASES TRACK WIDTH



DISC HOLE DEFINITION (MM)

281	335	25,4	10	AR18-32
				Countersink
				Number of holes
				Bolt hole diameter
				Pitch circle diameter (PCD)
				Hub hole diameter

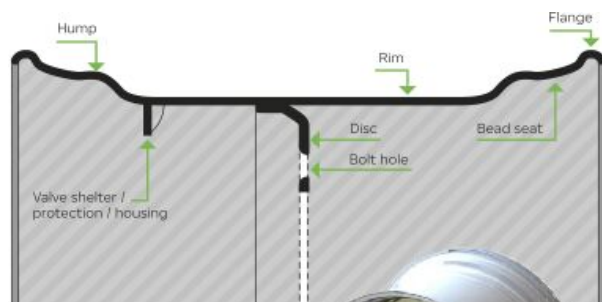
Offset is the distance from the rim centerline to the hub mounting surface

+ offset decreases track width

- offset increases track width

WHEEL PARTS / COMPONENTS

SINGLE PIECE WHEEL



AG wheel with 2 humps (H2)



VALVE PROTECTORS

In tough operating conditions, i.e. forestry a R2" thread valve protector is commonly used. A transparent cap enables the use of LED pressure warning device.



R2" valve protector



Transparent cap for R2"



Other types of valve protectors depending on user preferences



FORESTRY RIMS

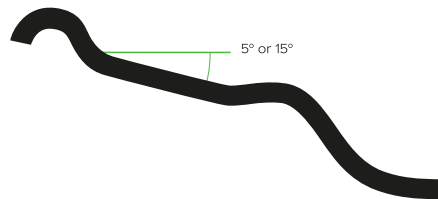
EXAMPLES OF TYPICAL FORESTRY RIM SIZES

AG 22.00 x 22.5 All 15° tapered
 AG 24.00 x 24.5
 AG 24.00 x 26.5
 AG 28.00 x 26.5

DW 20 B x 26 All 5° tapered
 DW 25 B x 26
 DW 23 B x 34
 DW 24 B x 34

AG = agricultural rim contour (drop centre rims)

DW = deep well rims



15° tapered in diameter codes xx.5

5° tapered in diameter codes xx

REINFORCEMENTS

Rims used in professional logging operations are recommended to have contour flange reinforcements. These add load carrying capacity and protect flanges against impacts.



1) Rim diameters 24,5" and larger

Recommendation: Flat bar steel on the outside flange. Round steel / tube edge / long rolled flange on the inside flange.



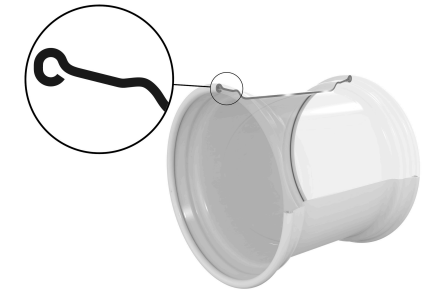
2) Rim diameters smaller than 24,5"

Recommended reinforcements depending on loading and operating conditions. Types:

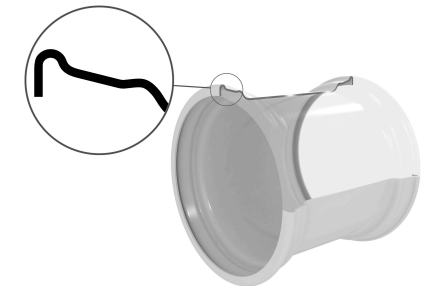
- Round steel
- Tube flange edge
- Long rolled flange edge



Forestry rim with flat bar steel reinforcement



Tube flange edge



Long rolled flange edge

KNURLING

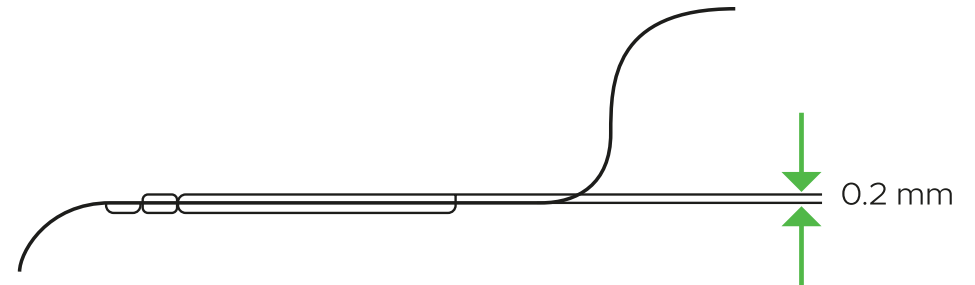
Knurling has been designed to prevent tire slippage on rim caused by the inherent traction force on the wheel. To produce the desired effect, knurling must extend beyond the surface of the rim bead seat.



Knurling for tire slippage on rim prevention

Other methods to prevent tire slippage on rim

- Friction paint on bead area
- Paint removed from bead area



RECOMMENDATIONS FOR KNURLING USE ON 5° TAPERED RIM CONTOURS

Rim width	Rim Diameter	Rim Diameter 24" and larger
13" and smaller	Upon request	Upon request
14" in smaller	Upon request	Always

Knurling conditions (ETRTO)

Notice!

For preventing tire slippage on rim:

1. Proper inflation pressure.
2. Use high quality standards fulfilling rims.

TUBELESS FORESTRY RIMS

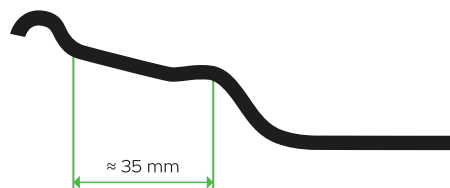
With the introduction of radial forestry tires (Forest Rider), Nokian Heavy Tyres is able to offer tubeless wheels for forestry.

Advantages:

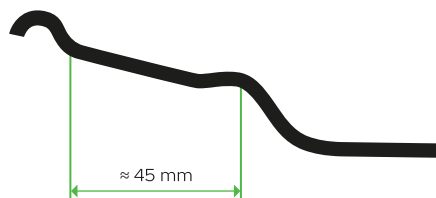
1. No need for tubes and regular tube maintenance
2. No tube valve break-ups from occasional tire wheel spins in severe high torque conditions.
3. If a wheel spin should occur it has no effect on wheel functionality

A tubeless forestry rim has 3 differences compared with a standard similar contour agricultural rim.

1. Rim flange reinforcements
2. Knurling
3. 15° tapered rims with wider hump dimensioning to accommodate stiffer and wider tire bead area.



Traditional agricultural rim hump dimensioning



Forestry rim hump dimensioning to accommodate wider tire base

Notice!

Rims with wider hump can be used also in agricultural and forestry trailer tires.
5° tapered rims don't require humps to perform as tubeless (i.e. 34" Forest Rider sizes).

AGRICULTURAL RIMS

Agricultural rims are TL (tubeless) type. Rim material, rim shape (contour) and material thickness are based on wheel loading requirements.

EXAMPLES OF AGRICULTURAL RIM SIZES


13.00 x 15.5	All 15° tapered agricultural rim sizes are equipped with humps.
16.00 x 17	5° tapered sizes don't require humps for tubeless use.
AG 13.00 x 22.5	
AG 20.00 x 26.5	
DW 13 x 24	
DW 15 x 24	

INDUSTRIAL AND EM MULTI-PIECE WHEELS

WHEEL PARTS/COMPONENTS



3-piece rim / bead set ring, side ring and lock ring the same component



4-piece rim / bead set ring and lock ring the same component



5-piece rim / all parts separate

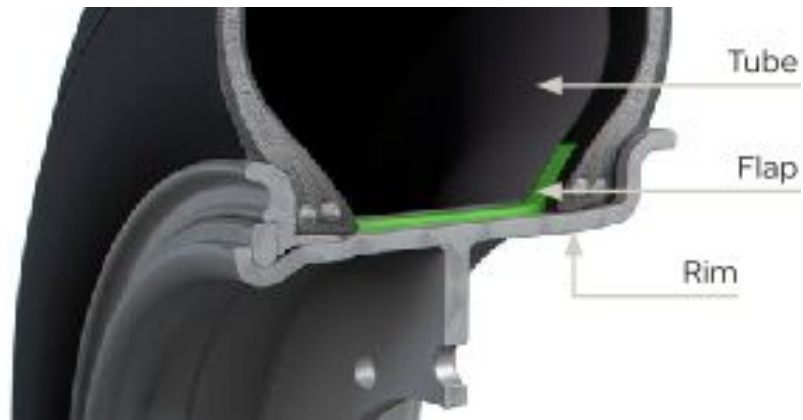
Notice!

Always check that rim load capacity meets or exceeds tire load capacity. As wheel is a highly stressed component it must be inspected periodically.

Safety and service recommendations for wheels:
www.euwa.org/safety-informations/safety-service

Notice!

Wheel, when disc included. Rim, when no disc included.

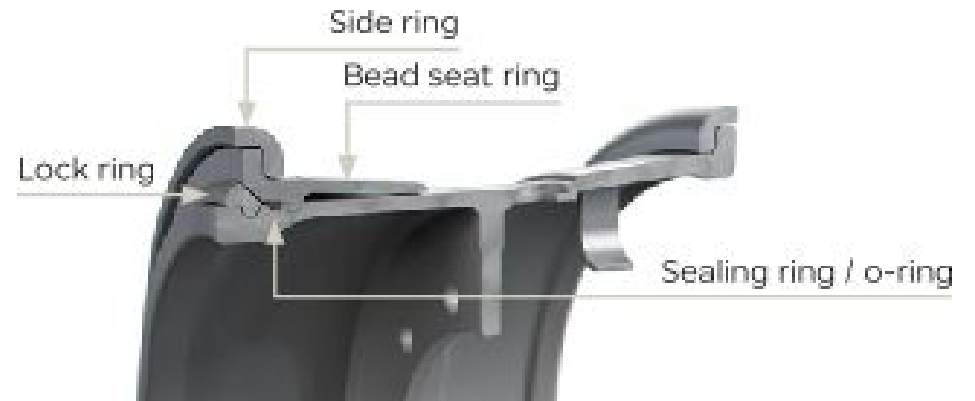


MULTI-PIECE RIMS 20" AND 24"

Generally tube-type wheels, requiring a tube and a flap.

Examples of tire sizes:

- 12.00 - 20
- 14.00 - 24



MULTI-PIECE RIMS 25", 29" AND 33"

Generally tubeless wheel, requiring a sealant ring (o-ring).

Examples of tire sizes:

- 17.5 R 25
- 16.00 R 25
- 18.00 - 25
- 18.00 - 33

FLAPS

Product code	Description	Tire sizes
T299520	FLAP 170-20	9.00-20, 10.00-20
T299530	FLAP 195-20	11.00-20, 12.00-20 (rim 8.0)
T299537	FLAP 255-20	12.00-20
T299538*	FLAP 260-20	14.00-20
T299531*	FLAP 260-24/25	12.00-24, 14.00-24, 16.00-24, 16.00-25
T299551	FLAP 350-25	17.5-25, 18.00-25
T299552	FLAP 500-25	23.5-25

*) Flap valve hole made afterwards depending on required positioning

O-RINGS

O-ring code	Nokian Tyres O-ring product code	Rim contours
OR-224	HTOC 00013	10.00VA
OR-225	HTOC 00003	12.00/1.3, 14.00/1.5
OR-325	HTOC 00004	10.00WA, 11.25/20, 13.00/2.5, 15.00/2.5, 17.00/2.0, 19.50/2.5, 22.00/3.0, 25.00/3.5
OR-329	HTOC 00008	22.00/3.0, 25.00/3.5
OR-333	HTOC 00011	13.00/2.5

OR-2XX: OR: O-ring, 2XX: O-ring diameter: 2: 2/8 inch = 6.35 mm / 3: 3/8 inch = 9.53mm

TUBE, FLAP AND O-RING SUITABILITY

Tire product code	Name	Tube product code	Tube description	Flap product code	Flap description	O-ring*	O-ring description
T445562	9.00-20 16 ARMOR GARD MINE	T52520	9.00 -20 TR 175 TUBE	T299520	FLAP 170-20		
T445451	10.00-20 16 ARMOR GARD	T52620	10.00-20 TR 78 TUBE	T299520	FLAP 170-20		
T445649	10.00-20 16 ARMOR GARD 2 TT	T52620	10.00-20 TR 78 TUBE	T299520	FLAP 170-20		
T445450	11.00-20 16 ARMOR GARD	T52720	11.00-20 TR 179 TUBE	T299530	FLAP 195-20		
T445459	12.00-20 20 ARMOR GARD	T52810	12.00-20 V3.02.16 TUBE	T299537	FLAP 225-20		
T445449	12.00-20 20 ARMOR GARD MINE	T52810	12.00-20 V3.02.16 TUBE	T299537	FLAP 225-20		
T445544	12.00-20 20 MINE KING L-5S TT	T52810	12.00-20 V3.02.16 TUBE	T299537	FLAP 225-20		
T445617	14.00-20 178A2 MINE KING E-4	T52920	14.00-20 TR 274 TUBE	T299537	FLAP 225-20		

Tire product code	Name	Tube product code	Tube description	Flap product code	Flap description	O-ring*	O-ring description
T488311	14.00-24 28 HTS E-3 TL	T55767	14.00-24 TR 1175 TUBE	T299531	FLAP 260-24/25	HTOC00004	OR-325
T445456	14.00-24 28 MINE E-3 TL	T55767	14.00-24 TR 1175 TUBE	T299531	FLAP 260-24/25	HTOC00004	OR-325
T445471	14.00-24 28 RTG TL	T55767	14.00-24 TR 1175 TUBE	T299531	FLAP 260-24/25	HTOC00004	OR-325
T493551	14.00R25 153A8 GRS TL	T55767	14.00-24 TR 1175 TUBE	T299531	FLAP 260-24/25	HTOC00013	OR-224
T445463	15.5R25 152B/169A2 LOADER GRIP 2 L-3 TL	T55810	16.00-25 TR J1175 BUT	T299551	FLAP 350-25	HTOC00003	OR-225
T488431	16.00-25 36 HTS E-4 TL	T55810	16.00-25 TR J1175 BUT			HTOC00004	OR-325
T445540	17.5-25 24 MINE KING L-5S TL	T55867	17.5-25 TR J1175 TUBE	T299551	FLAP 350-25	HTOC00003	OR-225
T445580	17.5-25 34 MINE KING L-5S TL	T55867	17.5-25 TR J1175 TUBE	T299551	FLAP 350-25	HTOC00003	OR-225
T493560	17.5R25 153A8 GRS TL	T55867	17.5-25 TR J1175 TUBE	T299551	FLAP 350-25	HTOC00003	OR-225
T445255	17.5R25 157V/176A2 LOADER GRIP L-3 TL	T55867	17.5-25 TR J1175 TUBE	T299551	FLAP 350-25	HTOC00003	OR-225
T445590	17.5R25 176A2/153A8 HAKKAPELIITTA LOADER L-2 TL	T55867	17.5-25 TR J1175 TUBE	T299551	FLAP 350-25	HTOC00003	OR-225
T445545	18.00-25 32 MINE KING L-5S TL	T55831	18.00/ 20.5/ 23.5/ 25/65-25 TR J1175 TUBE	T299551	FLAP 350-25	HTOC00004	OR-325
T445637	18.00-25 40 HTS G2 E-4 TL	T55831	18.00/ 20.5/ 23.5/ 25/65-25 TR J1175 TUBE			HTOC00004	OR-325
T445638	18.00-25 40 HTS G2 L-4S TL	T55831	18.00/ 20.5/ 23.5/ 25/65-25 TR J1175 TUBE			HTOC00004	OR-325
T445468	18.00-25 40 RTG E-3 TL	T55831	18.00/ 20.5/ 23.5/ 25/65-25 TR J1175 TUBE			HTOC00004	OR-325
T445514	18.00-33 40 HTS E-4 TL					HTOC00011	OR-333
T445458	18.00-33 40 HTS L-4S TL					HTOC00011	OR-333
T445171	20.5R25 168B/186A2 LOADER GRIP L-3 TL	T55831	18.00/ 20.5/ 23.5/ 25/65-25 TR J1175 TUBE	T299540	FLAP 430-25	HTOC00004	OR-325

Tire product code	Name	Tube product code	Tube description	Flap product code	Flap description	O-ring*	O-ring description
T445591	20.5R25 186A2 HAKKAPELIITTA LOADER L-2 TL	T55831	18.00/ 20.5/ 23.5/ 25/65-25 TR J1175 TUBE	T299540	FLAP 430-25	HTOC00004	OR-325
T445223	23.5R25 176B/195A2 LOADER GRIP L-3 TL	T55831	18.00/ 20.5/ 23.5/ 25/65-25 TR J1175 TUBE	T299552	FLAP 500-25	HTOC00004	OR-325
T445592	23.5R25 195A2 HAKKAPELIITTA LOADER L-2 TL	T55831	18.00/ 20.5/ 23.5/ 25/65-25 TR J1175 TUBE	T299552	FLAP 500-25	HTOC00004	OR-325
T445546	26.5-25 36 MINE KING L-5S TL					HTOC00004	OR-325
T445522	26.5-25 36 MINE L-3S TL					HTOC00004	OR-325
T845483	26.5R25 NORDMAN MINE E-4 TL					HTOC00004	OR-325
T445547	29.5-29 40 MINE KING L-5S TL					HTOC00008	OR-329
T845482	29.5R25 NORDMAN MINE E-4 TL					HTOC00004	OR-325

*) O-ring listed is always delivered with the tire

INSPECTIONS ON RIMS

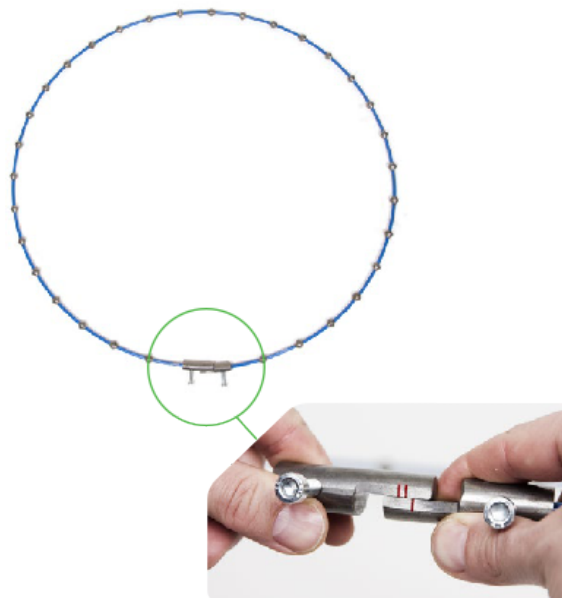
ALLOWED WHEEL RADIAL- / LATERAL RUN-OUTS

Tolerances of the rim radial-/lateral run-out in agricultural and industrial use.

Nominal rim diameter	STRO radial / lateral		DIN 7823 radial / lateral	
	mm	32 nds in	mm	32 nds in
15" - 20"	2.5 / 2.5	3.2 / 3.2	3.5 / 3.5	4.4 / 4.4
22" - 28"	3.5 / 3.5	4.4 / 4.4	3.5 / 3.5	4.4 / 4.4
30" - 38"	5.0 / 5.0	6.3 / 6.3	5.0 / 5.0	6.3 / 6.3

MANDREL GAUGE

- Tolerance of the mandrel circumference is +/- 1.2mm
- Even a small under-swing on circumference accelerates the wearing of the rim and leads to tire rotation on the rim or bead chafing
- Crossing on circumference can cause a tire damage already when fitting the tire on to the rim



CONTOUR GAUGE

- If the flange is worn out or bent it does not support the bead of the tire and can cause bead chafing and ruin the tire



TIRE MOUNTING CLAMPS

Mounting clamp is developed and tested to make mounting easier.



1. Jaw shape is designed to fit with most common reinforced rims. See Suitability table for rims whose compatibility has been tested by Nokian Tyres.
2. Comfortable to handle and doesn't damage the tire
3. Made to last: material thickness 15 mm, screw M20
4. Tommy screws movable pin makes tightening easier

TIRE MOUNTING CLAMPS BY NOKIAN HEAVY TYRES

AG Single Clamp Mounting	→		
		Clamp AG Small	
AG Dual Clamp Mounting	→		+
		Clamp AG Big	Clamp AG Small
DW/TW/DH Single Clamp Mounting	→		
		Clamp DW/TW/DH Small	
DW/TW Clamp Mounting	→		+
		Clamp DW/TW Big	Clamp DW/TW/DH Small
DH Dual Clamp Mounting	→		+
		Clamp DW/TW/DH Small	Clamp DH Big

TECHNICAL SPECIFICATIONS

Product code	Description	Suitable rim profiles	Suitable tires	Weight (kg)	Dimensions (mm)	Notes
HTTMC00001	Tyre mounting clamp AG Big	AG (15°)	Nokian Forestry and Exavator tires fitted on AG 15° profile rims	5	300 x 340 x 40	Used for AG profile rims in dual clamp mounting as an assistant clamp with smaller HTTMC00002. If rim is with hump design, this clamp fits to WB(Wide Bead) version.
HTTMC00002	Tyre mounting clamp AG Small	AG (15°)	Nokian Forestry, Excavator and Agricultural tires fitted on AG 15° profile rims	4.3	210 x 265 x 40	Used for AG rims in single clamp mounting and in dual clamp mounting with HTTMC00001.
HTTMC00003	Tyre mounting clamp DW/TW Big	DW / TW (5°)	Nokian Forestry and Agricultural tires fitted on 5° DW / TW profile rims	8.5	440 x 400 x 40	Used for DW/TW profile rims in dual clamp mounting as an assistant clamp with smaller HTTMC00004.
HTTMC00004	Tyre mounting clamp DW/TW/DH Small	DW / TW / DH (5°)	Nokian Forestry, Skidder and Agricultural tires fitted on 5° DW / TW / DH profile rims	5.5	385 x 350 x 40	Used for DW, TW and DH profile rims in single clamp mounting and in dual clamp mounting with HTTMC00003 or HTTMC00005. In DH rims if dual steel plate welded in rim flange, this mounting clamp doesn't fit.
HTTMC00005	Tyre mounting clamp DH Big	DH (5°)	Nokian Skidder tires fitted on 5° DW profile rims	7.9	445 x 385 x 40	Used for DW profile rims in dual clamp mounting as an assistant clamp with smaller HTTMC00004. If dual steel plate welded in rim flange, this mounting clamp doesn't fit.

For detailed mounting instruction videos, please see:

- » **Excavator tire mounting**
- » **Skidder tire mounting**
- » **CTL tire mounting**

TUBES AND VALVES

TUBE MOUNTING

With properly done mounting, the risk of premature tube failure can be virtually eliminated. A so called dual inflation and the use of talcum powder will help ensure that no air gets trapped between the tire and the tube upon installation.

Use of improper or excessive lubricants can lead to rim slippage. This will cause the valve to tear off, which can cause damage to the entire tire.

For detailed mounting instruction videos, please see:

- » **Excavator tire mounting**
- » **Skidder tire mounting**
- » **CTL tire mounting**

INSTRUCTIONS ON TUBE REPLACEMENT HOURS AND INFLATION PRESSURE CHECK-UPS

REPLACEMENT INSTRUCTION

Severe working conditions:

Replace with new tubes every 5 000 hours.


Less demanding conditions:

Replace with new tubes every 8 000 – 10 000 hours.

This guideline applies when instructed inflation pressures for the given application are used. This guideline applies when inflation pressure check-ups are regular.

INSTRUCTION ON REGULAR INFLATION PRESSURE CHECK-UPS

- To be part of the normal forestry machine service procedure
- To be done every at least every 500 working hours



Example of a valve

Notice!

Do not use innertubes in tires fitted with sensors. The sensor warranty does not apply in case of damage caused by accessories such as innertubes.

Notice!

Use only Nokian Tyres tubes for optimal tube life.

Notice!

If pressure instructions and regular inflation pressure check-ups are not applied, tube damages can occur prematurely, even before the minimum 5 000 hour replacement interval.

TIRE CHOICE AND INFLATION PRESSURES BY APPLICATION

KOMATSU

Harvesters	Forwarders
• 901	• 825TX
• 901XC	• 830.3
• 911	• 840TX
• 931	• 835
• 931XC	• 840.4
• 941	• 845
• 951	• 855.1 / 855.2
• 951XC	• 860.4
	• 865
	• 875
	• 890.3
	• 895

CATERPILLAR

	Forwarders
	• 584
	• 584 HD

JOHN DEERE

Harvesters	Forwarders
• 1070E	• 810E
• 1070G	• 910G
• 1170E	• 910/1010G
• 1170G	• 1010E
• 1270E	• 1010G
• 1270G	• 1110G
• 1470E	• 1210G
• 1470G	• 1510G
	• 1910E
	• 1910G

LOGSET

Harvesters	Forwarders
• 4H	• 4F
• 5H	• 5F
• 6H	• 6F
• 8H	• 8F
• 10H	• 10F
	• 12F

PONSSE

Harvesters	Forwarders
<ul style="list-style-type: none"> • Beaver • Fox • Scorpion • Scorpion King • Cobra • Ergo • Bear 	<ul style="list-style-type: none"> • Gazelle • Wisent / Dual • Elk • Bison • Buffalo / Dual • Buffalo / Dual / ADS • Buffalo King • Elephant • Elephan King

ROTTNE

Harvesters	Forwarders
<ul style="list-style-type: none"> • H8 • H11 • H11c • H14c • H20b • H21d 	<ul style="list-style-type: none"> • F10b • F10d • F11d • F13c • F15c • F18 • F20








TIGERCAT








Harvesters	Forwarders
<ul style="list-style-type: none"> • 1165 • 1185 	<ul style="list-style-type: none"> • 1055C • 1075C • 1085C








ECOLOG








Harvesters	Forwarders
<ul style="list-style-type: none"> • 1058H5 • 550F • 550 T-PRO • 560F • 590F • 688F 	<ul style="list-style-type: none"> • 750F • 1050F • 1250F • 574F • 584F • 594F








KOMATSU HARVESTERS

Machine	Tire size / PR	Tread pattern							Inflation pressure					
		 F2	 TRS 2	 TRS 2+	 F *Nordman F	 Rider	 ELS	 TRS *Nordman TRS	Front		Rear		Max. inflation and track pressure	
								kPa	psi	kPa	psi	kPa	psi	
901	600/65-34/20													
4 wheels	600/65-34/24			Front, Rear										
	600/65R34					Front, Rear								
	700/55-34/20													
	710/55-34/24			Front, Rear										
	710/55R34					Front, Rear								
901	600/50-24.5/20		Front					550	80			550	80	



Machine	Tire size / PR	Tread pattern							Inflation pressure									
									Front		Rear		Max. inflation and track pressure					
		F2	TRS 2	TRS 2+	F *Nordman F	Rider	ELS	TRS *Nordman TRS	kPa	psi	kPa	psi	kPa	psi				
6 wheels	650/45R24.5					Front												
	710/40-24.5/20	Front	Front		Front				550	80			550	80				
	600/65-34/20												*Rear	320	46	360	52	
	600/65-34/24			Rear										320	46	400	58	
	600/65R34					Rear								320	46	400	58	
	700/55-34/20													*Rear	320	46	360	52
	710/55-34/24			Rear											320	46	400	58
	710/55R34					Rear									320	46	400	58
901XC	600/50-24.5/20		Front, Rear						500	73	320	46	550			80		
8 wheels	710/40-24.5/20	Front, Rear	Front, Rear		Front, Rear				500	73	320	46	550			80		
	800/40-24.5/20	Front, Rear	Front, Rear						500	73	320	46	550			80		
911	600/65-34/20								*Front, Rear	320	46	320	46	360		52		
4 wheels	600/65-34/24			Front, Rear						320	46	320	46	400		58		
	600/65R34					Front, Rear				320	46	320	46	400		58		
	700/55-34/20								*Front, Rear	320	46	320	46	360		52		
	710/55-34/24			Front, Rear						320	46	320	46	400		58		
	710/55R34					Front, Rear				320	46	320	46	400		58		
911	600/55R26.5					Front			460	67			550			80		
6 wheels	600/55-26.5/20	Front	Front		Front, *Front				*Front	460	67			550		80		
	710/45R26.5					Front				460	67			550		80		








Machine	Tire size / PR	Tread pattern							Inflation pressure					
									Front		Rear		Max. inflation and track pressure	
		F2	TRS 2	TRS 2+	F *Nordman F	Rider	ELS	TRS *Nordman TRS	kPa	psi	kPa	psi	kPa	psi
	710/45-26.5/16				Front				460	67			460	67
	710/45-26.5/20	Front	Front		Front, *Front			*Front	460	67			550	80
	710/45-26.5/24	Front			Front				460	67			600	87
	800/40-26.5/20	Front	Front		Front				460	67			550	80
	600/65-34/20							*Rear			320	46	360	52
	600/65-34/24			Rear							320	46	400	58
	600/65R34					Rear					320	46	400	68
	700/55-34/20							*Rear			320	46	360	52
	710/55-34/24			Rear							320	46	400	58
	710/55R34					Rear					320	46	400	58
931	600/55R26.5					Front			500	73			550	80
6 wheels	600/55-26.5/20	Front	Front		Front, *Front			*Front	500	73			550	80
	710/45R26.5					Front			500	73			550	80
	710/45-26.5/20	Front	Front		Front, *Front			*Front	500	73			550	80
	710/45-26.5/24	Front			Front				500	73			600	87
	800/40-26.5/20	Front	Front		Front				500	73			550	80
	600/65-34/20							*Rear			320	46	360	52
	600/65-34/24			Rear							320	46	400	58
	600/65R34					Rear					320	46	400	58
	700/55-34/20							*Rear			320	46	360	52








Machine	Tire size / PR	Tread pattern							Inflation pressure					
									Front		Rear		Max. inflation and track pressure	
		F2	TRS 2	TRS 2+	F *Nordman F	Rider	ELS	TRS *Nordman TRS	kPa	psi	kPa	psi	kPa	psi
	710/55-34/24			Rear							320	46	400	58
	710/55R34					Rear					320	46	400	58
931XC	600/55-26.5/20	Front, Rear	Front, Rear		Front, Rear *Front, *Rear			*Front, *Rear	500	73	400	58	550	80
8 wheels	710/45-26.5/20	Front, Rear	Front, Rear		Front, Rear *Front, *Rear			*Front, *Rear	500	73	400	58	550	80
	710/45-26.5/24	Front, Rear	Front, Rear		Front, Rear				500	73	400	58	600	87
	800/40-26.5/20	Front, Rear	Front, Rear		Front, Rear				500	73	400	58	550	80
941	650/65-26.5/20						Front	Front	500	73			550	80
6 wheels	750/55-26.5/20				Front, *Front			Front, *Front	500	73			550	80
	750/55-26.5/24	Front	Front						500	73			600	87
	780/55-26.5/20				Front				500	73			550	80
	800/50R26.5					Front			500	73			550	80
	700/70-34/16							Rear			260	38	260	38
	700/70-34/20							*Rear			320	46	360	52
	710/70-34/24			Rear							320	46	400	58
	710/70R34					Rear					320	46	400	58
951XC	710/45-26.5/24	Front, Rear	Front, Rear						500	73	400	58	600	87
8 wheels	800/40-26.5/20	Front, Rear	Front, Rear						500	73	400	58	550	80
951	710/55-28.5/24	Front	Front						500	73			600	87
6 wheels	780/50-28.5/24	Front	Front						500	73			600	87








Machine	Tire size / PR	Tread pattern							Inflation pressure					
									Front		Rear		Max. inflation and track pressure	
		F2	TRS 2	TRS 2+	F *Nordman F	Rider	ELS	TRS *Nordman TRS	kPa	psi	kPa	psi	kPa	psi
	710/70-34/24			Rear							320	46	400	58
	710/70R34					Rear					320	46	400	58








KOMATSU FORWARDERS








Machine	Tire size / PR	Tread pattern							Inflation pressure					
									Front		Rear		Max. inflation and track pressure	
		F2	TRS 2	TRS 2+	F *Nordman F	Rider	ELS	TRS *Nordman TRS	kPa	psi	kPa	psi	kPa	psi
825TX	600/50-22.5/20	Front, Rear	Front, Rear				Front, Rear	Front, Rear	350	51	500	73	550	80
8 wheels	710/40-22.5/20	Front, Rear	Front, Rear		Front, Rear		Front, Rear	Front, Rear	350	51	500	73	550	80
830.3	600/50-22.5/16						Front, Rear	Front, Rear	350	51	430	62	430	62
8 wheels	600/50-22.5/20						Front, Rear	Front, Rear	350	51	500	73	550	80
	710/40-22.5/16				Front, Rear		Front, Rear	Front, Rear	350	51	400	58	400	58
840TX	600/50R24.5					Front, Rear			400	58	550	80	550	80
8 wheels	650/45R24.5					Front, Rear			400	58	550	80	550	80
	710/40-24.5/20	Front, Rear	Front, Rear		Front, Rear				350	51	550	80	550	80
835	600/50-24.5/20		Front, Rear						400	58	550	80	550	80
8 wheels	650/45R24.5					Front, Rear			400	58	550	80	550	80
	710/40-24.5/20	Front, Rear	Front, Rear		Front, Rear				350	51	550	80	550	80

Machine	Tire size / PR	Tread pattern							Inflation pressure					
									Front		Rear		Max. inflation and track pressure	
		F2	TRS 2	TRS 2+	F *Nordman F	Rider	ELS	TRS *Nordman TRS	kPa	psi	kPa	psi	kPa	psi
	800/40-24.5/20	Front, Rear	Front, Rear						350	51	550	80	550	80
840.4	600/55-26.5/20	Front, Rear	Front, Rear		Front, Rear, *Front, Rear			*Front, Rear	350	51	550	80	550	80
8 wheels	600/55R26.5					Front, Rear			350	51	550	80	550	80
	710/45R26.5					Front, Rear			350	51	500	73	550	80
	710/45-26.5/20	Front, Rear	Front, Rear		Front, Rear, *Front, Rear			*Front, Rear	350	51	500	73	550	80
	710/45-26.5/24	Front, Rear			Front, Rear				350	51	500	73	600	87
	800/40-26.5/20	Front, Rear	Front, Rear		Front, Rear				350	51	500	73	550	80
840.4	600/55-26.5/20	Rear	Rear		Rear, *Rear			*Rear			550	80	550	80
6 wheels	600/55R26.5					Rear					550	80	550	80
	710/45R26.5					Rear					500	73	550	80
	710/45-26.5/20	Rear	Rear		Rear, *Rear			*Rear			500	73	550	80
	710/45-26.5/24	Rear			Rear						500	73	600	87
	800/40-26.5/20	Rear	Rear		Rear						500	73	550	80
	600/65-34/20							*Front	350	51			360	52
	600/65-34/24			Front					350	51			400	58
	600/65R34					Front			350	51			400	58
	700/55-34/20							*Front	350	51			360	52
	710/55-34/24			Front					350	51			400	58
	710/55R34					Front			350	51			400	58





Machine	Tire size / PR	Tread pattern							Inflation pressure					
									Front		Rear		Max. inflation and track pressure	
		F2	TRS 2	TRS 2+	F *Nordman F	Rider	ELS	TRS *Nordman TRS	kPa	psi	kPa	psi	kPa	psi
845	600/55-26.5/20	Front, Rear	Front, Rear		Front, Rear, *Front, Rear			*Front, Rear	350	51	550	80	550	80
8 wheels	600/55R26.5					Front, Rear			350	51	550	80	550	80
	710/45R26.5					Front, Rear			350	51	500	73	550	80
	710/45-26.5/20	Front, Rear	Front, Rear		Front, Rear, *Front, Rear			*Front, Rear	350	51	500	73	550	80
	710/45-26.5/24	Front, Rear			Front, Rear				350	51	500	73	600	87
	800/40-26.5/20	Front, Rear	Front, Rear		Front, Rear				350	51	500	73	550	80
855.1 / 855.2	710/45R26.5					Front, Rear			400	58	550	80	550	80
8 wheels	710/45-26.5/20	Front, Rear	Front, Rear		Front, Rear, *Front, Rear			*Front, Rear	400	58	550	80	550	80
	710/45-26.5/24	Front, Rear			Front, Rear				400	58	550	80	600	87
	800/40-26.5/20	Front, Rear	Front, Rear		Front, Rear				400	58	550	80	550	80
855.1 / 855.2	710/45R26.5					Rear					550	80	550	80
6 wheels	710/45-26.5/20	Rear	Rear		Rear, *Rear			*Rear			550	80	550	80
	710/45-26.5/24	Rear			Rear						550	80	600	87
	800/40-26.5/20	Rear	Rear		Rear						550	80	550	80
	600/65-34/20							*Front	350	51			360	52
	600/65-34/24			Front					350	51			400	58
	600/65R34					Front			350	51			400	58
	700/55-34/20							*Front	350	51			360	52

Machine	Tire size / PR	Tread pattern							Inflation pressure					
									Front		Rear		Max. inflation and track pressure	
		F2	TRS 2	TRS 2+	F *Nordman F	Rider	ELS	TRS *Nordman TRS	kPa	psi	kPa	psi	kPa	psi
	710/55-34/24			Front					350	51			400	58
	710/55R34					Front			350	51			400	58
860.4	710/45-26.5/20	Front, Rear	Front, Rear		Front, Rear, *Front, Rear			*Front, Rear	400	58	550	80	550	80
8 wheels	710/45-26.5/24	Front, Rear			Front, Rear				400	58	550	80	600	87
	710/45R26.5					Front, Rear			400	58	550	80	550	80
	800/40-26.5/20	Front, Rear	Front, Rear		Front, Rear				400	58	550	80	550	80
860.4	710/45-26.5/20	Rear	Rear		Rear, *Rear			*Rear			550	80	550	80
6 wheels	710/45-26.5/24	Rear			Rear						600	87	600	87
	710/45R26.5					Rear					550	80	550	80
	800/40-26.5/20	Rear	Rear		Rear						550	80	550	80
	600/65-34/20							*Front	350	51			360	52
	600/65-34/24			Front					350	51			400	58
	600/65R34					Front			350	51			400	58
	700/55-34/20							*Front	350	51			360	52
	710/55-34/24			Front				*Front	350	51			400	58
	710/55R34					Front			350	51			400	58
865	710/45-26.5/20	Front, Rear	Front, Rear		Front, Rear, *Front, Rear			*Front, Rear	400	58	550	80	550	80
8 wheels	710/45-26.5/24	Front, Rear			Front, Rear				400	58	600	87	600	87
	710/45R26.5					Front, Rear			400	58	550	80	550	80








Machine	Tire size / PR	Tread pattern							Inflation pressure					
									Front		Rear		Max. inflation and track pressure	
		F2	TRS 2	TRS 2+	F *Nordman F	Rider	ELS	TRS *Nordman TRS	kPa	psi	kPa	psi	kPa	psi
	800/40-26.5/20	Front, Rear	Front, Rear		Front, Rear				400	58	550	80	550	80
865	710/45-26.5/20	Rear	Rear		Rear, *Rear			*Rear			550	80	550	80
6 wheels	710/45-26.5/24	Rear			Rear						600	87	600	87
	710/45R26.5					Rear					550	80	550	80
	800/40-26.5/20	Rear	Rear		Rear						550	80	550	80
	600/65-34/20							*Front	350	51			360	52
	600/65-34/24			Front					350	51			400	58
	600/65R34					Front			350	51			400	58
	700/55-34/20							*Front	350	51			360	52
	710/55-34/24			Front					350	51			400	58
	710/55R34					Front			350	51			400	58
875	710/45-26.5/20	Front, Rear	Front, Rear		Front, Rear				400	58	550	80	550	80
8 wheels	710/45-26.5/24	Front, Rear			Front, Rear				400	58	600	87	600	87
	800/40-26.5/20	Front, Rear	Front, Rear		Front, Rear				400	58	550	80	550	80
875	710/45-26.5/20	Rear	Rear		Rear						550	80	550	
6 wheels	710/45-26.5/24	Rear			Rear						600	87	600	
	800/40-26.5/20	Rear	Rear		Rear						550	80	550	
	700/55-34/20							*Front	350	51			360	
	710/55-34/24			Front					350	51			400	
	710/55R34					Front			350	51			400	








Machine	Tire size / PR	Tread pattern							Inflation pressure					
									Front		Rear		Max. inflation and track pressure	
		F2	TRS 2	TRS 2+	F *Nordman F	Rider	ELS	TRS *Nordman TRS	kPa	psi	kPa	psi	kPa	psi
890.3	750/55-26.5/20				Front, Rear			Front, Rear	450	65	550	80	550	80
8 wheels	750/55-26.5/24	Front, Rear	Front, Rear						450	65	600	87	600	87
	780/55-26.5/20				Front, Rear				450	65	550	80	550	80
	800/50R26.5					Front, Rear			450	65	550	80	550	80
890.3	750/55-26.5/20				Rear, *Rear			Rear, *Rear			550	80	550	80
6 wheels	750/55-26.5/24	Rear	Rear								600	87	600	87
	780/55-26.5/20				Rear						550	80	550	80
	800/50R26.5					Rear					550	80	550	80
	700/70-34/16							Front	260	38			260	38
	700/70-34/20							*Front	350	51			360	52
	710/70-34/24			Front					350	51			400	58
	710/70R34					Front			350	51			400	58
895, 8 wheels	780/50-28.5/24	Front, Rear	Front, Rear						450	65	600	87	600	87
895	780/50-28.5/24	Rear	Rear								600	87	600	87
6 wheels	710/70-34/24			Front					350	51			400	58
	710/70R34					Front			350	51			400	58








CAT FORWARDERS








Machine	Tire size / PR	Tread pattern				Inflation pressure							
						Front		Rear		With tracks		Max inflation and track pressure	
		F	Rider	ELS	TRS	kPa	psi	kPa	psi	kPa	psi	kPa	psi
584	750/55-26.5/20	Rear			Rear	400	58	550	80	550	80	550	80
6 wheels	780/55-26.5/20	Rear				400	58	550	80	550	80	550	80
	800/50R26.5		Rear			400	58	550	80	550	80	550	80
	700/70-34/16				Front	260	41			280	41	260	41
584 8	750/55-26.5/20	Front, Rear			Front, Rear	400	58	550	80	550	80	550	80
8 wheels	780/55-26.5/20	Front, Rear				400	58	550	80	550	80	550	80
	800/50R26.5		Front, Rear			400	58	550	80	550	80	550	80
584 HD	750/55-26.5/20	Front, Rear			Front, Rear	400	58	550	80	550	80	550	80
8 wheels	780/55-26.5/20	Front, Rear				400	58	550	80	550	80	550	80
	800/50R26.5		Front, Rear			400	58	550	80	550	80	550	80

JOHN DEERE HARVESTERS





Machine	Tire size / PR	Tread pattern							Inflation pressure						
									Front		Rear		Max inflation and track pressure		
		F2	TRS 2	TRS 2+	F *Nordman F	Rider	ELS	TRS *Nordman TRS	kPa	psi	kPa	psi	kPa	psi	
1070G	650/60-26.5/20							Front, Rear	Front, Rear	450	65	300	44	550	80
4 wheels	750/55-26.5/20				Front, Rear *Front, Rear				Front, Rear *Front, Rear	450	65	300	44	550	80
	750/55-26.5/24	Front, Rear	Front, Rear							450	65	300	44	600	87
	600/65-34/20								*Front, Rear	320	46	280	41	360	52
	600/65-34/24			Front, Rear						320	46	280	41	400	58
	600/65R34					Front, Rear				320	46	280	41	400	58
	700/55-34/20								*Front, Rear	320	46	280	41	360	52
	710/55-34/24			Front, Rear						320	46	280	41	400	58
	710/55R34					Front, Rear				320	46	280	41	400	58
1070G	600/50-22.5/16							Front		400	58			430	62
6 wheels	600/50-22.5/20	Front	Front							400	58			550	80
	710/40-22.5/16				Front					400	58			400	58
	710/40-22.5/20	Front	Front							400	58			550	80
	650/60-26.5/12								Rear			280	41	280	41
	650/60-26.5/20							Rear	Rear			300	44	550	80
	750/55-26.5/20	Rear			Rear, *Rear				Rear, *Rear			300	44	550	80
	600/65-34/20								*Rear			280	41	360	52
	600/65-34/24			Rear								280	41	400	58









Machine	Tire size / PR	Tread pattern							Inflation pressure					
									Front		Rear		Max inflation and track pressure	
		F2	TRS 2	TRS 2+	F *Nordman F	Rider	ELS	TRS *Nordman TRS	kPa	psi	kPa	psi	kPa	psi
	600/65R34					Rear					280	41	400	58
	700/55-34/20										280	41	360	52
	710/55-34/24			Rear							280	41	400	58
	710/55R34					Rear					280	41	400	58
1170G 24.5"	600/50-24.5/20		Front						450	65			550	80
6 wheels	650/45R24.5					Front			450	65			550	80
	710/40-24.5/20	Front	Front		Front, *Front				450	65			550	80
	800/40-24.5/20	Front	Front						450	65			550	80
	600/65-34/20										300	44	360	52
	600/65-34/24			Rear							300	44	400	58
	600/65R34					Rear					300	44	400	58
	700/55-34/20										300	44	360	52
	710/55-34/24			Rear							300	44	400	58
	710/55R34					Rear					300	44	400	58
1170G 24.5"	600/50-24.5		Front, Rear						450	65	400	58	550	80
8 wheels	650/45R24.5					Front			450	65	400	58	550	80
	710/40-24.5/20	Front, Rear	Front, Rear		Front, Rear *Front, Rear				450	65	400	58	550	80
	800/40-24.5/20	Front, Rear	Front, Rear						450	65	400	58	550	80
1170G 26.5"	600/55-26.5/20	Front	Front		Front, *Front				500	73			550	80









Machine	Tire size / PR	Tread pattern							Inflation pressure					
									Front		Rear		Max inflation and track pressure	
		F2	TRS 2	TRS 2+	F *Nordman F	Rider	ELS	TRS *Nordman TRS	kPa	psi	kPa	psi	kPa	psi
6 wheels	710/45-26.5/20	Front	Front		Front, *Front			*Front	500	73			550	80
	710/45-26.5/24	Front			Front				500	73			600	87
	800/40-26.5/20	Front	Front		Front				500	73			500	73
	600/65-34/20							*Rear			300	44	360	52
	600/65-34/24			Rear							300	44	400	58
	600/65R34					Rear					300	44	400	58
	700/55-34/20							*Rear			300	44	360	52
	710/55-34/24			Rear							300	44	400	58
	710/55R34					Rear					300	44	400	58
1270G	600/55-26.5/20	Front	Front		Front, *Front			*Front	500	73			550	80
6 wheels	600/55R26.5					Front		*Front	500	73			550	80
	710/45-26.5/20	Front	Front		Front, *Front			*Front	500	73			550	80
	710/45R26.5					Front		*Front	500	73			550	80
	710/45-26.5/24	Front			Front				500	73			600	87
	800/40-26.5/20	Front	Front		Front				500	73			500	73
	600/65-34/20							*Rear			300	44	360	52
	600/65-34/24			Rear							300	44	400	58
	600/65R34					Rear					300	44	400	58
	700/55-34/20							*Rear			300	44	360	52
	710/55-34/24			Rear						300	44	400	58	









Machine	Tire size / PR	Tread pattern							Inflation pressure					
									Front		Rear		Max inflation and track pressure	
		F2	TRS 2	TRS 2+	F *Nordman F	Rider	ELS	TRS *Nordman TRS	kPa	psi	kPa	psi	kPa	psi
	710/55R34					Rear					300	44	400	58
1270G	600/55-26.5/20	Front.Rear	Front.Rear		Front.Rear *Front.Rear			*Front.Rear	500	73	400	58	550	80
6 wheels	600/55R26.5					Front.Rear			500	73	400	58	550	80
	710/45-26.5/20	Front.Rear	Front.Rear		Front.Rear *Front.Rear			*Front.Rear	500	73	400	58	550	80
	710/45R26.5					Front.Rear			500	73	400	58	550	80
	710/45-26.5/24	Front.Rear			Front.Rear				500	73	400	58	600	87
	800/40-26.5/20	Front.Rear	Front.Rear		Front.Rear				500	73	400	58	500	73
1470G	650/65-26.5/20						Front	Front	500	73			550	80
6 wheels	750/55-26.5/20				Front, *Front			Front, *Front	500	73			550	80
	750/55-26.5/24	Front	Front						500	73			600	87
	780/55-26.5/20				Front				500	73			600	87
	710/55-28.5/24	Front	Front		Front				500	73			600	87
	780/50-28.5/24	Front	Front						500	73			600	87
	700/70-34/16							Rear			260	38	260	38
	700/70-34/20							*Rear			300	44	360	52
	710/70-34/24			Rear							300	44	400	58
	710/70R34					Rear					300	44	400	58









JOHN DEERE FORWARDERS









Machine	Tire size / PR	Tread pattern						Inflation pressure					
													
		F2	TRS 2	TRS 2+	F *Nordman F	Rider	TRS *Nordman TRS	Front		Rear		Max inflation and track pressure	
							kPa	psi	kPa	psi	kPa	psi	
810E	600/50-22.5/20	Front, Rear	Front, Rear				Front, Rear	300	44	500	73	550	80
8 wheels	710/40-22.5/16				Front, Rear		Front, Rear	300	44	400	58	400	58
	710/40-22.5/20	Front, Rear	Front, Rear					300	44	500	73	550	80
910G 22.5"	600/50-22.5/20	Front, Rear	Front, Rear				Front, Rear	300	44	500	73	550	80
8 wheels	710/40-22.5/16				Front, Rear		Front, Rear	300	44	400	58	400	58
	710/40-22.5/20	Front, Rear	Front, Rear					300	44	500	73	550	80
910/1010G 24.5"	600/50-24.5		Rear							550	80	550	80
6 wheels	650/45R24.5					Rear				550	80	550	80
	710/40-24.5/20	Rear	Rear		Rear					500	73	550	80
	800/40-24.5/20	Rear	Rear							500	73	550	80
	600/65-34/20						*Front	300	44			360	52
	600/65-34/24			Front				300	44			400	58
	600/65R34					Front		300	44			400	58
	700/55-34/20						*Front	300	44			360	52
	710/55-34/24			Front				300	44			400	58

Machine	Tire size / PR	Tread pattern						Inflation pressure					
												Max inflation and track pressure	
		F2	TRS 2	TRS 2+	F *Nordman F	Rider	TRS *Nordman TRS	kPa	psi	kPa	psi	kPa	psi
	710/45-26.5/24	Rear			Rear					500	73	550	80
	710/45R26.5					Rear				500	73	550	80
	800/40-26.5/20	Rear	Rear		Rear					500	73	500	73
	600/65-34/20						*Front	300	44			360	52
	600/65-34/24			Front				300	44			400	58
	600/65R34				Front			300	44			400	58
	700/55-34/20						*Front	300	44			360	52
	710/55-34/24			Front				300	44			400	58
	710/55R34				Front			300	44			400	58
	28L-26/26						Front	300	44			420	61
1110G	600/55-26.5/20	Front, Rear	Front, Rear		Front, Rear *Front, Rear		*Front, Rear	400	58	550	80	550	80
8 wheels	600/55R26.5					Front, Rear		400	58	550	80	550	80
	710/45-26.5/20	Front, Rear	Front, Rear		Front, Rear *Front, Rear		Front, Rear *Front, Rear	400	58	500	73	550	80
	710/45-26.5/24	Front, Rear			Front, Rear			400	58	500	73	600	87
	710/45R26.5					Front, Rear		400	58	500	73	550	80
	800/40-26.5/20	Front, Rear	Front, Rear		Front, Rear			400	58	500	73	500	73








Machine	Tire size / PR	Tread pattern						Inflation pressure					
												Max inflation and track pressure	
		F2	TRS 2	TRS 2+	F *Nordman F	Rider	TRS *Nordman TRS	kPa	psi	kPa	psi	kPa	psi
1110G	600/55-26.5/20	Rear	Rear		Rear, *Rear		*Rear			550	80	550	80
6 wheels	600/55R26.5					Rear				550	80	550	80
	710/45-26.5/20	Rear	Rear		Rear, *Rear		*Rear			500	73	550	80
	710/45-26.5/24	Rear			Rear					500	73	550	80
	710/45R26.5					Rear				500	73	550	80
	800/40-26.5/20	Rear	Rear		Rear					500	73	500	73
	600/65-34/20						*Front	300	44			360	52
	600/65-34/24			Front				300	44			400	58
	600/65R34					Front		300	44			400	58
	700/55-34/20						*Front	300	44			360	52
	710/55-34/24			Front				300	44			400	58
	710/55R34					Front		300	44			400	58
	28L-26/26						Front	300	44			420	61
1210G	600/55-26.5/20	Front, Rear	Front, Rear		Front, Rear *Front, Rear		*Front, Rear	400	58	550	80	550	80
8 wheels	600/55R26.5					Front, Rear		400	58	550	80	550	80
	710/45-26.5/20	Front, Rear	Front, Rear		Front, Rear *Front, Rear		*Front, Rear	400	58	500	73	550	80








Machine	Tire size / PR	Tread pattern						Inflation pressure						
												Max inflation and track pressure		
		F2	TRS 2	TRS 2+	F *Nordman F	Rider	TRS *Nordman TRS	kPa	psi	kPa	psi	kPa	psi	
	710/45-26.5/24	Front, Rear			Front, Rear									
	710/45R26.5					Front, Rear								
	800/40-26.5/20	Front, Rear	Front, Rear		Front, Rear									
1210G	600/55-26.5/20	Rear	Rear		Rear, *Rear					550	80	550	80	
6 wheels	600/55R26.5					Rear				550	80	550	80	
	710/45-26.5/20	Rear	Rear		Rear, *Rear					500	73	550	80	
	710/45-26.5/24	Rear			Rear					500	73	600	87	
	710/45R26.5					Rear				500	73	550	80	
	800/40-26.5/20	Rear	Rear		Rear					500	73	550	80	
	600/65-34/20											360	52	
	600/65-34/24			Front						300	44		400	58
	600/65R34					Front				300	44		400	58
	700/55-34/20									300	44		360	52
	710/55-34/24			Front						300	44		400	58
	710/55R34					Front				300	44		400	58
	28L-26/26									300	44		420	61








Machine	Tire size / PR	Tread pattern						Inflation pressure					
												Max inflation and track pressure	
		F2	TRS 2	TRS 2+	F *Nordman F	Rider	TRS *Nordman TRS	kPa	psi	kPa	psi	kPa	psi
1510G	710/45-26.5/20	Front, Rear	Front, Rear		Front, Rear								
8 wheels	710/45-26.5/24	Front, Rear			Front, Rear								
	710/45R26.5					Front, Rear							
	800/40-26.5/20	Front, Rear	Front, Rear		Front, Rear								
1510G	710/45-26.5/20	Rear	Rear		Rear					550	80	550	80
6 wheels	710/45-26.5/24	Rear			Rear					600	87	600	87
	710/45R26.5					Rear				550	80	550	80
	800/40-26.5/20		Rear		Rear					500	73	500	73
	600/65-34/20						*Front	320	46			360	52
	600/65-34/24			Front				320	46			400	58
	600/65R34					Front		320	46			400	58
	700/55-34/20						*Front	320	46			360	52
	710/55-34/24			Front				320	46			400	58
	710/55R34					Front		320	46			400	58
1910G	750/55-26.5/20				Front, Rear *Front, Rear		Front, Rear *Front, Rear			550	80	550	80
8 wheels	750/55-26.5/24	Front, Rear	Front, Rear					450	65	600	87	600	87

Machine	Tire size / PR	Tread pattern						Inflation pressure					
												Max inflation and track pressure	
		F2	TRS 2	TRS 2+	F *Nordman F	Rider	TRS *Nordman TRS	kPa	psi	kPa	psi	kPa	psi
	780/55-26.5/20				Front, Rear			450	65	600	87	600	87
	800/50R26.5					Front, Rear		450	65	550	80	550	80
	710/55-28.5/24	Front, Rear	Front, Rear					500	65	600	87	600	87
	780/50-28.5/24	Front, Rear	Front, Rear					450	65	600	87	600	87
1910G	750/55-26.5/20				Rear, *Rear					550	80	550	80
6 wheels	750/55-26.5/24	Rear	Rear							600	87	600	87
	780/55-26.5/20				Rear					600	87	600	87
	800/50R26.5					Rear				550	80	550	80
	710/55-28.5/24	Rear	Rear							600	87	600	87
	780/50-28.5/24	Rear	Rear							600	87	600	87
	700/70-34/20						*Front	340	49			360	52
	710/70-34/24			Front				340	49			400	58
	710/70R34					Front		340	49			400	58








LOGSET HARVESTERS







Machine	Tire size / PR	Tread pattern							Inflation pressure						
									Front		Rear		Max inflation and track pressure		
		F2	F	Nordman F	TRS 2	Rider	TRS	Nordman TRS	kPa	psi	kPa	psi	kPa	psi	
4H	650/60-26.5/12							Front, Rear		240	35	240	41	280	41
4 wheels	750/55-26.5/20		Front, Rear	Front, Rear				Front, Rear	Front, Rear	280	41	280	41	550	80
	750/55-26.5/24	Front, Rear			Front, Rear					280	41	280	41	550	80
	780/55-26.5/20		Front, Rear							280	41	280	41	550	80
	600/65-34/20						Front, Rear			280	41	280	41	360	52
	600/65R34					Front, Rear				280	41	280	41	400	58
	700/55-34/20						Front, Rear			260	38	280	41	360	52
	710/55R34					Front, Rear				260	38	280	41	400	58
5H	600/50-22.5/20							Front		430	62			550	80
6 wheels	710/40-22.5/16		Front							400	58			430	62
	710/40-22.5/20	Front	Front			Rear				400	58			550	80
	600/65-34/20							Rear				280	41	360	52
	600/65R34					Rear						280	41	400	58
	700/55-34/20							Rear				280	41	360	52
	710/55R34					Rear						280	41	400	58
6H	600/55-26.5/20	Front	Front	Front	Front			Front		550	80			550	80
6 wheels	600/55R26.5							Front		550	80			550	80
	710/45-26.5/20	Front	Front	Front	Front			Front		550	80			550	80
	710/45R26.5							Front		550	80			550	80

Machine	Tire size / PR	Tread pattern							Inflation pressure					
									Front		Rear		Max inflation and track pressure	
		F2	F	Nordman F	TRS 2	Rider	TRS	Nordman TRS	kPa	psi	kPa	psi	kPa	psi
	800/40-26.5/20	Front	Front		Front				550	80			550	80
	600/65-34/20							Rear			280	41	360	52
	600/65R34					Rear					280	41	400	58
	700/55-34/20							Rear			280	41	360	52
	710/55R34					Rear					280	41	400	58
8H	600/55-26.5/20	Front	Front	Front	Front			Front	550	80			550	80
6 wheels	600/55R26.5					Front			550	80			550	80
	710/45-26.5/20	Front	Front	Front	Front			Front	550	80			550	80
	710/45R26.5								550	80			550	80
	800/40-26.5/20	Front	Front		Front				550	80			550	80
	600/65-34/20							Rear			280	41	360	52
	600/65R34					Rear					280	41	400	58
	700/55-34/20							Rear			280	41	360	52
	710/55R34					Rear					280	41	400	58
10H	750/55-26.5/20		Front	Front			Front	Front	500	73			550	80
6 wheels	750/55-26.5/24	Front			Front				500	73			550	80
	780/55-26.5/20		Front						500	73			550	80
	710/55-28.5/24	Front			Front				500	73			600	87
	780/50-28.5/24	Front			Front				500	73			600	87
	700/70-34/16						Rear				260	38	260	38








Machine	Tire size / PR	Tread pattern							Inflation pressure					
									Front		Rear		Max inflation and track pressure	
		F2	F	Nordman F	TRS 2	Rider	TRS	Nordman TRS	kPa	psi	kPa	psi	kPa	psi
	700/70-34/20										300	44	360	52
	710/70R34					Rear					300	44	400	58








LOGSET FORWARDERS








Machine	Tire size / PR	Tread pattern							Inflation pressure					
									Front		Rear		Max inflation and track pressure	
		F2	F	Nordman F	TRS 2	Rider	TRS	Nordman TRS	kPa	psi	kPa	psi	kPa	psi
4F	600/50-22.5/20							Front, Rear	350	51	500	73	550	80
8 wheels	710/40-22.5/16		Front, Rear						350	51	430	62	430	62
	710/40-22.5/20	Front, Rear			Front, Rear				350	51	430	62	430	62
5F	600/55-26.5/20	Front, Rear	Front, Rear	Front, Rear	Front, Rear			Front, Rear	350	51	550	80	550	80
8 wheels	600/55R26.5					Front, Rear			350	51	550	80	550	80
	710/45-26.5/16		Front, Rear						350	51	460	67	460	67
	710/45-26.5/20	Front, Rear	Front, Rear	Front, Rear	Front, Rear			Front, Rear	350	51	500	73	550	80
	710/45R26.5					Front, Rear			350	51	500	73	550	80
	800/40-26.5/20	Front, Rear	Front, Rear		Front, Rear				350	51	500	73	550	80
6F	600/55-26.5/20	Front, Rear	Front, Rear	Front, Rear	Front, Rear			Front, Rear	350	51	550	80	550	80
8 wheels	600/55R26.5					Front, Rear			350	51	550	80	550	80
	710/45-26.5/20	Front, Rear	Front, Rear	Front, Rear	Front, Rear			Front, Rear	350	51	550	80	550	80


Machine	Tire size / PR	Tread pattern							Inflation pressure					
									Front		Rear		Max inflation and track pressure	
		F2	F	Nordman F	TRS 2	Rider	TRS	Nordman TRS	kPa	psi	kPa	psi	kPa	psi
	710/45R26.5					Front, Rear			350	51	550	80	550	80
	800/40-26.5/20	Front, Rear	Front, Rear		Front, Rear			350	51	500	73	550	80	
8F	710/45-26.5/20	Front, Rear	Front, Rear	Front, Rear	Front, Rear			400	58	550	80	550	80	
8 wheels	710/45-26.5/24	Front, Rear				Front, Rear		400	58	550	80	600	87	
	710/45R26.5					Front, Rear		400	58	550	80	550	80	
	800/40-26.5/20	Front, Rear	Front, Rear		Front, Rear			400	58	500	73	550	80	
10F	750/55-26.5/20		Front, Rear	Front, Rear			Front, Rear	400	58	550	80	550	80	
8 wheels	750/55-26.5/24	Front, Rear			Front, Rear			400	58	550	80	600	87	
	780/55-26.5/20		Front, Rear					400	58	550	80	550	80	
	780/50-28.5/24	Front, Rear			Front, Rear			400	58	600	87	600	87	
12F - 8 wheels	780/50-28.5/24	Front, Rear			Front, Rear			450	58	600	87	600	87	








PONSSE HARVESTERS

Machine	Tire size / PR	Tread pattern							Inflation pressure					
									Front		Rear		Max inflation and track pressure	
		F2	TRS 2	TRS 2+	*Nordman F	Rider	ELS	*Nordman TRS	kPa	psi	kPa	psi	kPa	psi
Beaver	600/55-26.5/20	Front, Rear	Front, Rear		Front, Rear *Front, Rear			*Front, Rear	380	55	460	67	550	80
6 wheels	600/55R26.5					Front, Rear			380	55	460	67	550	80







Machine	Tire size / PR	Tread pattern							Inflation pressure					
									Front		Rear		Max inflation and track pressure	
		F2	TRS 2	TRS 2+	F *Nordman F	Rider	ELS	TRS *Nordman TRS	kPa	psi	kPa	psi	kPa	psi
	710/45-26.5/16				Front, Rear				350	51	460	67	460	67
	710/45-26.5/20	Front, Rear	Front, Rear		Front, Rear *Front, Rear			*Front, Rear	350	51	460	67	550	80
	710/45R26.5					Front, Rear			350	51	460	67	550	80
	800/40-26.5/20	Front, Rear	Front, Rear		Front, Rear				350	51	460	67	550	80
	650/65-26.5/20						Front	Front	350	51	460	67	550	80
	750/55-26.5/20	Front	Front		Front				350	51	460	67	550	80
Fox	600/55-26.5/20	Front, Rear	Front, Rear		Front, Rear *Front, Rear			*Front, Rear	400	58	460	67	550	80
8 wheels	600/55R26.5					Front, Rear			400	58	460	67	550	80
	710/45-26.5/16				Front, Rear				400	58	460	67	460	67
	710/45-26.5/20	Front, Rear	Front, Rear		Front, Rear *Front, Rear			*Front, Rear	400	58	460	67	550	80
	710/45R26.5					Front, Rear			400	58	460	67	550	80
	800/40-26.5	Front, Rear	Front, Rear		Front, Rear				400	58	460	67	550	80
Scorpion	600/55-26.5/20	Front, Rear	Front, Rear		Front, Rear *Front, Rear			*Front, Rear	450	65	450	65	550	80
Scorpion King	600/55R26.5					Front, Rear			450	65	450	65	550	80
8 wheels	710/45-26.5/16				Front, Rear				450	65	450	65	460	67
	710/45-26.5/20	Front, Rear	Front, Rear		Front, Rear *Front, Rear			*Front, Rear	450	65	450	65	550	80
	710/45R26.5					Front, Rear			450	65	450	65	550	80







Machine	Tire size / PR	Tread pattern							Inflation pressure					
									Front		Rear		Max inflation and track pressure	
		F2	TRS 2	TRS 2+	F *Nordman F	Rider	ELS	TRS *Nordman TRS	kPa	psi	kPa	psi	kPa	psi
	800/40-26.5	Front, Rear	Front, Rear		Front, Rear				450	65	450	65	550	80
Cobra	600/55-26.5/20	Front, Rear	Front, Rear		Front, Rear *Front, Rear			*Front, Rear	350	51	460	67	550	80
8 wheels	600/55R26.5					Front, Rear			350	51	460	67	550	80
	710/45-26.5/16				Front, Rear				350	51	460	67	460	67
	710/45-26.5/20	Front, Rear	Front, Rear		Front, Rear *Front, Rear			*Front, Rear	350	51	460	67	550	80
	710/45R26.5					Front, Rear			350	51	460	67	550	80
	800/40-26.5	Front, Rear	Front, Rear		Front, Rear				350	51	460	67	550	80
Ergo	600/55-26.5/20	Rear			Rear, *Rear			*Rear			460	67	550	80
6 wheels	600/55R26.5					Rear					460	67	550	80
	710/45-26.5/16				Rear						460	67	460	67
	710/45-26.5/20	Rear			Rear, *Rear			*Rear			460	67	550	80
	710/45R26.5					Rear					460	67	550	80
	800/40-26.5/20	Rear	Rear		Rear						460	67	550	80
	600/65-34/20							*Front	300	44			360	52
	600/65-34/24			Front					300	44			400	58
	600/65R34					Front			300	44			400	58
	700/55-34/20							*Front	300	44			360	52
	710/55-34/24			Front					300	44			400	58
	710/55R34					Front			300	44			400	58







Machine	Tire size / PR	Tread pattern							Inflation pressure					
									Front		Rear		Max inflation and track pressure	
		F2	TRS 2	TRS 2+	F *Nordman F	Rider	ELS	TRS *Nordman TRS	kPa	psi	kPa	psi	kPa	psi
Ergo	600/55-26.5/20	Front, Rear	Front, Rear		Front, Rear *Front, Rear			*Front, Rear	350	51	460	67	550	80
8 wheels	600/55R26.5					Front, Rear			350	51	460	67	550	80
	710/45-26.5/16				Front, Rear				350	51	460	67	460	67
	710/45-26.5/20	Front, Rear	Front, Rear		Front, Rear *Front, Rear			*Front, Rear	350	51	460	67	550	80
	710/45R26.5					Front, Rear			350	51	460	67	550	80
	800/40-26.5	Front, Rear	Front, Rear		Front, Rear				350	51	460	67	550	80
Bear	650/65-26.5/20						Front, Rear	Front, Rear	400	58	460	67	550	80
8 wheels	750/55-26.5/20				Front, Rear *Front, Rear			Front, Rear *Front, Rear	400	58	460	67	550	80
	750/55-26.5/24	Front, Rear	Front, Rear						400	58	460	67	600	87
	780/55-26.5/20				Front, Rear				400	58	460	67	550	80
	800/50R26.5					Front, Rear			400	58	460	67	550	80
	710/55-28.5/24	Front, Rear	Front, Rear						400	58	460	67	600	87
	780/50-28.5/24	Front, Rear	Front, Rear						400	58	460	67	600	87
Bear	650/65-26.5/20						Rear	Rear			460	67	550	80
8 wheels	750/55-26.5/20				Rear, *Rear			Rear, *Rear			460	67	550	80
	750/55-26.5/24	Rear	Rear								460	67	600	87
	780/55-26.5/20				Rear						460	67	550	80
	710/55-28.5/24	Rear	Rear								460	67	600	87







Machine	Tire size / PR	Tread pattern							Inflation pressure					
									Front		Rear		Max inflation and track pressure	
		F2	TRS 2	TRS 2+	F *Nordman F	Rider	ELS	TRS *Nordman TRS	kPa	psi	kPa	psi	kPa	psi
	780/50-28.5/24	Rear	Rear								460	67	600	87
	800/50R26.5					Rear					460	67	550	80
	700/70-34/16						Front	260	38				260	38
	700/70-34/20						Front	300	44				360	52
	710/70-34/24			Front				300	44				400	58
	710/70R34					Front		300	44				400	58







PONSSE FORWARDERS



Machine	Tire size / PR	Tread pattern						Inflation pressure					
								Front		Rear		Max inflation and track pressure	
		F2	TRS 2	TRS 2+	F *Nordman F	Rider	TRS *Nordman TRS	kPa	psi	kPa	psi	kPa	psi
Gazelle	600/50-22.5/20	Front, Rear	Front, Rear				Front, Rear	350	51	500	73	550	80
8 wheels	710/40-22.5/16				Front, Rear		Front, Rear	350	51	430	62	430	62
	710/40-22.5/20	Front, Rear	Front, Rear					350	51	430	62	550	80
Wisent / Dual	600/55-26.5/20	Front, Rear	Front, Rear		Front, Rear *Front, Rear		*Front, Rear	350	51	550	80	550	80
8 wheels	600/55R26.5					Front, Rear		350	51	550	80	550	80
	710/45-26.5/16				Front, Rear			350	51	460	67	460	67

Machine	Tire size / PR	Tread pattern						Inflation pressure					
								Front		Rear		Max inflation and track pressure	
		F2	TRS 2	TRS 2+	F *Nordman F	Rider	TRS *Nordman TRS	kPa	psi	kPa	psi	kPa	psi
	710/45-26.5/20	Front, Rear	Front, Rear		Front, Rear *Front, Rear		*Front, Rear	350	51	500	73	550	80
	710/45R26.5					Front, Rear		350	51	500	73	550	80
	800/40-26.5/20	Front, Rear	Front, Rear		Front, Rear			350	51	500	73	500	73
Wisent / Dual	600/55-26.5/20	Rear	Rear		Rear, *Rear		*Rear			550	80	550	80
6 wheels	600/55R26.5					Rear				550	80	550	80
	710/45-26.5/16				Rear					460	67	460	67
	710/45-26.5/20	Rear	Rear		Rear, *Rear		*Rear			500	73	550	80
	710/45R26.5					Rear				500	73	550	80
	800/40-26.5/20	Rear	Rear		Rear					500	73	550	80
	600/65-34/20						*Front	300	44			360	52
	600/65-34/24			Front				300	44			400	58
	600/65R34					Front		300	44			400	58
	700/55-34/20						*Front	300	44			360	52
	710/55-34/24			Front				300	44			400	58
	710/55R34					Front		300	44			400	58
Elk	600/55-26.5/20	Front, Rear	Front, Rear		Front, Rear *Front, Rear		*Front, Rear	350	51	550	80	550	80
8 wheels	600/55R26.5					Front, Rear		350	51	550	80	550	80
	710/45-26.5/20	Front, Rear	Front, Rear		Front, Rear *Front, Rear		*Front, Rear	350	51	500	73	550	80







Machine	Tire size / PR	Tread pattern						Inflation pressure					
								Front		Rear		Max inflation and track pressure	
		F2	TRS 2	TRS 2+	F *Nordman F	Rider	TRS *Nordman TRS	kPa	psi	kPa	psi	kPa	psi
	710/45-26.5/24	Front, Rear			Front, Rear			350	51	500	73	600	87
	710/45R26.5					Front, Rear		350	51	500	73	550	80
	800/40-26.5/20	Front, Rear	Front, Rear		Front, Rear			350	51	500	73	550	80
Elk	600/55-26.5/20	Rear	Rear		Rear, *Rear		*Rear			550	80	550	80
6 wheels	600/55R26.5					Rear				550	80	550	80
	710/45-26.5/20	Rear	Rear		Rear, *Rear		*Rear			500	73	550	80
	710/45-26.5/24	Rear			Rear					500	73	600	87
	710/45R26.5					Rear				500	73	550	80
	800/40-26.5/20	Rear	Rear		Rear					500	73	550	80
	600/65-34/20						*Front	320	46			360	52
	600/65-34/24			Front				320	46			400	58
	600/65R34					Front		320	46			400	58
	700/55-34/20						*Front	320	46			360	52
	710/55-34/24			Front				320	46			400	58
	710/55R34					Front		320	46			400	58
Bison	710/45-26.5/20	Front, Rear	Front, Rear		Front, Rear *Front, Rear		*Front, Rear	400	58	550	80	550	80
8 wheels	710/45-26.5/24	Front, Rear	Front, Rear		Front, Rear			400	58	550	80	600	87
	710/45R26.5					Front, Rear		400	58	550	80	550	80
	800/40-26.5/20	Front, Rear	Front, Rear		Front, Rear			400	58	550	80	550	80







Machine	Tire size / PR	Tread pattern						Inflation pressure							
								Front		Rear		Max inflation and track pressure			
		F2	TRS 2	TRS 2+	F *Nordman F	Rider	TRS *Nordman TRS	kPa	psi	kPa	psi	kPa	psi		
Buffalo / Dual	710/45-26.5/20	Front, Rear	Front, Rear		Front, Rear *Front, Rear										
8 wheels	710/45-26.5/24	Front, Rear	Front, Rear		Front, Rear										
	710/45R26.5					Front, Rear									
	800/40-26.5/20	Front, Rear	Front, Rear		Front, Rear										
Buffalo / Dual / ADS	710/45-26.5/20	Rear	Rear		Rear, *Rear					550	80	550		80	
6 wheels	710/45-26.5/24	Rear	Rear		Rear					550	80	600		87	
	710/45R26.5					Rear				550	80	550		80	
	800/40-26.5/20	Rear	Rear		Rear					550	80	550		80	
	600/65-34/20														
	600/65-34/24			Front											
	600/65R34					Front									
	700/55-34/20														
	710/55-34/24			Front											
	710/55R34					Front									
Buffalo King	600/55-26.5/20	Front	Front		Front, *Front										
8 wheels	600/55R26.5					Front									
	710/45-26.5/20	Front	Front		Front, *Front										
	710/45-26.5/24	Front	Front		Front										
	710/45R26.5					Front									


Machine	Tire size / PR	Tread pattern						Inflation pressure					
								Front		Rear		Max inflation and track pressure	
		F2	TRS 2	TRS 2+	F *Nordman F	Rider	TRS *Nordman TRS	kPa	psi	kPa	psi	kPa	psi
	800/40-26.5/20	Front	Front		Front			400	58			550	80
	750/55-26.5/20				Rear, *Rear		Rear, *Rear			550	80	550	80
	750/55-26.5/24	Rear	Rear							550	80	600	87
	780/55-26.5/20				Rear					550	80	550	80
	800/50R26.5					Rear				550	80	550	80
Buffalo King	750/55-26.5/20				Rear, *Rear		Rear, *Rear			500	73	550	80
6 wheels	750/55-26.5/24	Rear	Rear							500	73	600	87
	780/55-26.5/20				Rear					500	73	550	80
	800/50R26.5					Rear				500	73	550	80
	700/70-34/16						Front	260	38			260	38
	700/70-34/20						*Front	300	44			360	52
	710/70-34/24			Front				300	44			400	58
	710/70R34					Front		300	44			400	58
Elephant	750/55-26.5/20				Front, Rear *Front, Rear		Front, Rear *Front, Rear	450	65	550	80	550	80
8 wheels	750/55-26.5/24	Front, Rear	Front, Rear					450	65	600	87	600	87
	780/55-26.5/20				Front, Rear			450	65	550	80	550	80
	780/50-28.5/24	Front, Rear	Front, Rear					450	65	600	87	600	87
	800/50R26.5					Front, Rear		450	65	550	80	550	80
Elephant	750/55-26.5/20				Rear, *Rear		Rear, *Rear			550	80	550	80

Machine	Tire size / PR	Tread pattern						Inflation pressure					
								Front		Rear		Max inflation and track pressure	
		F2	TRS 2	TRS 2+	F *Nordman F	Rider	TRS *Nordman TRS	kPa	psi	kPa	psi	kPa	psi
6 wheels	750/55-26.5/24	Rear	Rear							600	87	600	87
	780/55-26.5/20				Rear					550	80	550	80
	800/50R26.5					Rear				550	80	550	80
	780/50-28.5/24	Rear	Rear							600	87	600	87
	700/70-34/16						Front	260	38			260	38
	700/70-34/20						*Front	320	46			360	52
	710/70-34/24			Front				320	46			400	58
	710/70R34					Front		320	46			400	58
Elephant King	750/55-26.5/20				Front, Rear *Front, Rear		Front, Rear *Front, Rear	450	65	550	80	550	80
8 wheels	750/55-26.5/24	Front, Rear	Front, Rear					450	65	600	87	600	87
	780/55-26.5/20				Front, Rear			450	65	550	80	550	80
	780/50-28.5/24	Front, Rear	Front, Rear					450	65	600	87	600	87
	800/50R26.5					Front, Rear		450	65	550	80	550	80







ROTTNE HARVESTERS







Machine	Tire size / PR	Tread pattern						Inflation pressure															
								Front		Rear		Max inflation and track pressure											
		F2	TRS 2	TRS 2+	F *Nordman F	Rider	TRS *Nordman TRS	kPa	psi	kPa	psi	kPa	psi										
H8	600/55-26.5/20	Front, Rear	Front, Rear		Front, Rear *Front, Rear																		
4 wheels	600/55R26.5					Front, Rear																	
	710/45-26.5/20	Front, Rear	Front, Rear		Front, Rear *Front, Rear																		
	710/45R26.5					Front, Rear																	
	800/40-26.5/20	Front, Rear	Front, Rear		Front, Rear																		
H11	600/50R24.5					Front																	
6 wheels	650/45R24.5					Front																	
	710/40-24.5	Front	Front		Front, *Front																		
	800/40-24.5/20	Front	Front																				
	600/65-34/20																						
	600/65-34/24			Rear																			
	600/65R34					Rear																	
	700/55-34/20																						
	710/55-34/24			Rear																			
	710/55R34					Rear																	
H11c	600/50R24.5					Front, Rear																	
8 wheels	650/45R24.5					Front, Rear																	

Machine	Tire size / PR	Tread pattern						Inflation pressure					
								Front		Rear		Max inflation and track pressure	
		F2	TRS 2	TRS 2+	F *Nordman F	Rider	TRS *Nordman TRS	kPa	psi	kPa	psi	kPa	psi
	710/40-24.5	Front, Rear	Front, Rear		Front, Rear *Front, Rear			500	73	450	65	550	80
H14c	600/55-26.5/20	Front	Front		Front, *Front			500	73			550	80
6 wheels	600/55R26.5					Front		500	73			550	80
	710/45-26.5/20	Front	Front		Front, *Front			500	73			550	80
	710/45R26.5					Front		500	73			550	80
	800/40-26.5/20	Front	Front		Front			500	73			550	80
	600/65-34/20									280	41	360	52
	600/65-34/24			Rear						280	41	400	58
	600/65R34					Rear				280	41	400	58
	700/55-34/20									280	41	360	52
	710/55-34/24			Rear						280	41	400	58
	710/55R34					Rear				280	41	400	58
H20b	750/55-26.5/20				Front, *Front			500	73			550	80
6 wheels	750/55-26.5/24	Front	Front					500	73			550	80
	780/55-26.5/20				Front			500	73			550	80
	700/70-34/16									260	38	260	38
	700/70-34/20									300	44	360	52
	710/70-34/24			Rear						300	44	400	58
	710/70R34					Rear				300	44	400	58

Machine	Tire size / PR	Tread pattern						Inflation pressure						
								Front		Rear		Max inflation and track pressure		
		F2	TRS 2	TRS 2+	F *Nordman F	Rider	TRS *Nordman TRS	kPa	psi	kPa	psi	kPa	psi	
H21d	750/55-26.5/20				Front, Rear *Front, Rear			*Front, Rear	500	73	450	65	550	80
8 wheels	750/55-26.5/24	Front, Rear	Front, Rear						500	73	450	65	600	87
	780/55-26.5/20				Front				500	73	450	65	550	80
H21d	750/55-26.5/20				Front, Rear *Front, Rear			*Front, Rear	500	73	450	65	550	80
6 wheels	750/55-26.5/24	Front, Rear	Front, Rear						500	73	450	65	600	87
	780/55-26.5/20				Front				500	73	450	65	550	80
	700/70-34/16							Rear			260	38	260	38
	700/70-34/20							*Rear			300	44	360	52
	710/70-34/24			Rear							300	44	400	58
	710/70R34					Rear					300	44	400	58






ROTTNE FORWARDERS






Machine	Tire size / PR	Tread pattern						Inflation pressure						
								Front		Rear		Max inflation and track pressure		
		F2	TRS 2	TRS 2+	F *Nordman F	Rider	TRS *Nordman TRS	kPa	psi	kPa	psi	kPa	psi	
F10b	600/50-22.5/20	Front, Rear	Front, Rear					Front, Rear	350	51	500	73	550	80
8 wheels	710/40-22.5/16				Front, Rear				350	51	400	58	550	80

Machine	Tire size / PR	Tread pattern						Inflation pressure					
								Front		Rear		Max inflation and track pressure	
		F2	TRS 2	TRS 2+	F *Nordman F	Rider	TRS *Nordman TRS	kPa	psi	kPa	psi	kPa	psi
	710/40-22.5/20	Front, Rear	Front, Rear					350	51	500	73	550	80
F10d	600/50-22.5/20	Front, Rear	Front, Rear				Front, Rear	350	51	550	80	550	80
8 wheels	710/40-22.5/20	Front, Rear	Front, Rear					350	51	550	80	550	80
F11d	600/50-24.5/20		Front, Rear					350	51	550	80	550	80
8 wheels	710/40-24.5/20	Front, Rear	Front, Rear		Front, Rear *Front, Rear			350	51	550	80	550	80
	800/40-24.5/20	Front, Rear	Front, Rear					350	51	550	80	550	80
F13c	600/55-26.5/20	Front, Rear	Front, Rear		Front, Rear *Front, Rear		*Front, Rear	350	51	550	80	550	80
8 wheels	600/55R26.5					Front, Rear		350	51	550	80	550	80
	710/45-26.5/20	Front, Rear	Front, Rear		Front, Rear *Front, Rear		*Front, Rear	350	51	500	73	550	80
	710/45R26.5					Front, Rear		350	51	500	73	550	80
	800/40-26.5/20	Front, Rear	Front, Rear		Front, Rear			350	51	500	73	550	80
F15c	600/55-26.5/20	Front, Rear	Front, Rear		Front, Rear *Front, Rear		*Front, Rear	450	65	550	80	550	80
8 wheels	600/55R26.5					Front, Rear		450	65	550	80	550	80
	710/45-26.5/20	Front, Rear	Front, Rear		Front, Rear *Front, Rear		*Front, Rear	400	58	550	80	550	80
	710/45R26.5					Front, Rear		400	58	550	80	550	80
	800/40-26.5/20	Front, Rear	Front, Rear		Front, Rear			400	58	550	80	550	80
F18	750/55-26.5/20				Rear, *Rear		Rear, *Rear			550	80	550	80





Machine	Tire size / PR	Tread pattern						Inflation pressure					
								Front		Rear		Max inflation and track pressure	
		F2	TRS 2	TRS 2+	F *Nordman F	Rider	TRS *Nordman TRS	kPa	psi	kPa	psi	kPa	psi
6 wheels	750/55-26.5/24	Rear	Rear							600	87	600	87
	780/55-26.5/20				Rear					550	80	550	80
	700/70-34/16						Front	260	38			260	38
	700/70-34/20						*Front	320	46			360	52
	710/70-34/24			Front				320	46			400	58
	710/70R34					Front		320	46			400	58
F18	750/55-26.5/20				Front, Rear *Front, Rear		Front, Rear *Front, Rear	450	65	550	80	550	80
8 wheels	750/55-26.5/24	Front, Rear	Front, Rear					450	65	600	87	600	87
	780/55-26.5/20				Front, Rear			450	65	550	80	550	80
F20	750/55-26.5/24	Front, Rear	Front, Rear					450	65	600	87	600	87
8 wheels	780/50-28.5/24	Front, Rear	Front, Rear					450	65	600	87	600	87





TIGERCAT HARVESTERS

Machine	Tire size / PR	Tread pattern					Inflation pressure					
							Front		Rear		Max inflation and track pressure	
		F2	TRS 2	TRS 2+	F *Nordman F	TRS *Nordman TRS	kPa	psi	kPa	psi	kPa	psi
1165	600/55-26.5/20	Front	Front		Front	Front	550	80	400	58	550	80
6 wheels	710/45-26.5/20	Front	Front		Front	Front	550	80	400	58	550	80




Machine	Tire size / PR	Tread pattern					Inflation pressure					
							Front		Rear		Max inflation and track pressure	
		F2	TRS 2	TRS 2+	F *Nordman F	TRS *Nordman TRS	kPa	psi	kPa	psi	kPa	psi
	710/45-26.5/24	Front	Front				600	87	400	58	600	87
	600/65-34/24			Rear					400	58	400	58
	710/55-34/24			Rear					400	58	400	58
1165	710/45-26.5/20	Front, Rear	Front, Rear		Front, Rear	Front, Rear	550	80	400	58	550	80
8 wheels	710/45-26.5/24	Front, Rear	Front, Rear		Front, Rear	Front, Rear	600	87	400	58	600	87
1185	750/55-26.5/20				Front, Rear	Front, Rear	550	80	450	65	550	80
8 wheels	750/55-26.5/24	Front, Rear	Front, Rear				600	87	450	65	600	87
	710/55-28.5/24	Front, Rear	Front, Rear				600	87	450	65	600	87
	780/50-28.5/24	Front, Rear	Front, Rear				600	87	450	65	600	87




TIGERCAT FORWARDERS

Machine	Tire size / PR	Tread pattern				Inflation pressure					
						Front		Rear		Max inflation and track pressure	
		F2	TRS 2	F *Nordman F	TRS *Nordman TRS	kPa	psi	kPa	psi	kPa	psi
1055C	600/50-26.5/20	Front, Rear	Front, Rear	Front, Rear	Front, Rear	550	80	550	80	550	80
8 wheels	710/45-26.5/20	Front, Rear	Front, Rear	Front, Rear	Front, Rear	550	80	550	80	550	80
	710/45-26.5/24	Front, Rear				600	87	600	87	600	87
	800/40-26.5/20	Front, Rear	Front, Rear	Front, Rear		550	80	550	80	550	80



Machine	Tire size / PR	Tread pattern				Inflation pressure					
						Front		Rear		Max inflation and track pressure	
		F2	TRS 2	F *Nordman F	TRS *Nordman TRS	kPa	psi	kPa	psi	kPa	psi
1075C	750/55-26.5/20			Front, Rear	Front, Rear	600	87	600	87	600	87
8 wheels	750/55-26.5/24	Front, Rear	Front, Rear			600	87	600	87	600	87
	780/50-28.5/24	Front, Rear	Front, Rear			600	87	600	87	600	87
1085C	750/55-26.5/24	Front, Rear	Front, Rear			600	87	600	87	600	87
8 wheels	780/50-28.5/24	Front, Rear	Front, Rear			600	87	600	87	600	87



ECOLOG HARVESTERS

Machine	Tire size / PR	Tread pattern			Inflation pressure					
		 F2	 TRS 2	 TRS 2+	Front		Rear		Max inflation and track pressure	
					kPa	psi	kPa	psi	kPa	psi
1058H5	600/55-22.5/20	Front, Rear	Front, Rear		400	58	350	51	550	80
8 wheels	710/45-22.5/20	Front, Rear	Front, Rear		400	58	350	51	550	80
550F	600/65-34/24			Front, Rear	300	44	300	44	400	58
4 wheels	710/55-34/24			Front, Rear	300	44	300	44	400	58
550 T-PRO	600/55-26.5/20	Front	Front		400	58			550	80
6 wheels	710/45-26.5/20	Front	Front		400	58			550	80
	600/65-34/20			Rear			350	51	400	58
	710/55-34/20			Rear			350	51	400	58
560F	600/55-26.5/20	Front	Front		450	65			550	80
6 wheels	710/45-26.5/20	Front	Front		450	65			550	80
	600/65-34/20			Rear			350	51	400	58
	710/55-34/20			Rear			350	51	400	58
580F	600/55-26.5/20	Front	Front		500	73			550	80
6 wheels	710/45-26.5/20	Front	Front		500	73			550	80
	600/65-34/24			Rear			350		400	58
	710/55-34/24			Rear			350		400	58
590F	710/55-26.5/24	Front	Front						600	87
6 wheels	710/55-28.5/24	Front	Front						600	87
	710/55-34/24			Rear					400	58

Machine	Tire size / PR	Tread pattern			Inflation pressure					
					Front		Rear		Max inflation and track pressure	
		F2	TRS 2	TRS 2+	kPa	psi	kPa	psi	kPa	psi
	710/70-34/24			Rear					400	58
688F	600/55-26.5/20	Front, Rear	Front, Rear						550	80
8 wheels	710/45-26.5/20	Front, Rear	Front, Rear						550	80
	800/40-26.5/20	Front, Rear	Front, Rear						550	80

ECOLOG FORWARDERS

Machine	Tire size / PR	Tread pattern		Inflation pressure					
				Front		Rear		Max inflation and track pressure	
		F2	TRS 2	kPa	psi	kPa	psi	kPa	psi
750F	600/55-22.5/20	Front, Rear	Front, Rear	350	51	500	73	550	80
8 wheels	710/45-22.5/20	Front, Rear	Front, Rear	350	51	500	73	550	80
1050F	600/55-22.5/20	Front, Rear	Front, Rear	350	51	500	73	550	80
8 wheels	710/45-22.5/20	Front, Rear	Front, Rear	350	51	500	73	550	80
1250F	600/55-26.5/20	Front, Rear	Front, Rear	400	58	550	80	550	80
8 wheels	710/45-26.5/20	Front, Rear	Front, Rear	400	58	500	73	550	80
	710/45-26.5/24	Front, Rear	Front, Rear	400	58	500	73	600	87
	800/40-26.5/20	Front, Rear	Front, Rear	400	58	500	73	550	80
574F	600/55-26.5/20	Front, Rear	Front, Rear	400	58	550	80	550	80
8 wheels	710/45-26.5/20	Front, Rear	Front, Rear	400	58	550	80	550	80

Machine	Tire size / PR	Tread pattern		Inflation pressure					
		 F2	 TRS 2	Front		Rear		Max inflation and track pressure	
				kPa	psi	kPa	psi	kPa	psi
	710/45-26.5/24	Front, Rear	Front, Rear	400	58	550	80	600	87
	800/40-26.5/20	Front, Rear	Front, Rear	400	58	550	80	550	80
584F	710/45-26.5/20	Front, Rear	Front, Rear	400	58	550	80	550	80
8 wheels	710/45-26.5/24	Front, Rear	Front, Rear	400	58	600	87	600	87
	800/40-26.5/20	Front, Rear	Front, Rear	400	58	550	80	550	80
594F	750/55-26.5/24	Front, Rear	Front, Rear	450	65	600	87	600	87
8 wheels	710/55-28.5/24	Front, Rear	Front, Rear	450	65	600	87	600	87
	780/55-28.5/24	Front, Rear	Front, Rear	450	65	600	87	600	87

GROUND CONTACT PRESSURE COMPARISON

GROUND PRESSURE COMPARISON BETWEEN DIFFERENT TIRE SIZES

Both the tire diameter and width have an important role in determining the size of tire contact area. In practice the tire diameter increase has greater effect on machine mobility than the width increase. Due to the variation in operating ground the absolute ground pressure values can be difficult to assess. However the information in this table is useful when comparing the relative performance of different tires.

CONTACT AREA AND GROUND PRESSURE AT DIFFERENT TIRE LOADS. SOFT SOIL.

Size		600/50-22.5		710/40-22.5		710/40-24.5		500/60-26.5		600/55-26.5		650/60-26.5		650/65-26.5		710/45-26.5		750/55-26.5	
		mm	in	mm	in	mm	in	mm	in	mm	in	mm	in	mm	in	mm	in	mm	in
Diameter		1 171	46.1	1 171	46.1	1 230	48.4	1 273	50.1	1 340	52.8	1 485	58.5	1 485	58.5	1 340	52.8	1 485	58.5
Width		601	23.7	710	28.0	710	28.0	503	19.8	601	23.7	650	25.6	650	25.6	710	28.0	750	29.5
Contact area *)		cm ²	in ²	cm ²	in ²	cm ²	in ²	cm ²	in ²	cm ²	in ²	cm ²	in ²	cm ²	in ²	cm ²	in ²	cm ²	in ²
		3 520	545.565	4 160	644.758	4 370	677.306	3 200	495.968	4 030	624.610	4 830	748.602	4 830	748.602	4 760	737.752	5 570	863.294
Load		Ground pressure		Ground pressure		Ground pressure		Ground pressure		Ground pressure		Ground pressure		Ground pressure		Ground pressure		Ground pressure	
kg	lbs	kg/cm ²	lbs/in ²	kg/cm ²	lbs/in ²	kg/cm ²	lbs/in ²	kg/cm ²	lbs/in ²	kg/cm ²	lbs/in ²	kg/cm ²	lbs/in ²	kg/cm ²	lbs/in ²	kg/cm ²	lbs/in ²	kg/cm ²	lbs/in ²
500	1 100	0.14	2.02	0.12	1.71	0.11	1.62	0.16	2.22	0.12	1.76	0.10	1.47	0.10	1.47	0.11	1.49	0.09	1.27
1 000	2 205	0.28	4.04	0.24	3.42	0.23	3.26	0.31	4.45	0.25	3.53	0.21	2.95	0.21	2.95	0.21	2.99	0.18	2.55

Size		600/50-22.5		710/40-22.5		710/40-24.5		500/60-26.5		600/55-26.5		650/60-26.5		650/65-26.5		710/45-26.5		750/55-26.5	
1 500	3 305	0.43	6.06	0.36	5.13	0.34	4.88	0.47	6.66	0.37	5.29	0.31	4.41	0.31	4.41	0.32	4.49	0.27	3.83
2 000	4 410	0.57	8.08	0.48	6.84	0.46	6.51	0.63	8.89	0.50	7.06	0.41	5.89	0.41	5.89	0.42	5.98	0.36	5.11
2 500	5 510	0.71	10.10	0.60	8.55	0.57	8.14	0.78	11.11	0.62	8.82	0.52	7.36	0.52	7.36	0.53	7.47	0.45	6.38
3 000	6 615	0.85	12.13	0.72	10.26	0.69	9.77	0.94	13.34	0.74	10.59	0.62	8.84	0.62	8.84	0.63	8.97	0.54	7.66
3 500	7 715	0.99	14.14	0.84	11.97	0.80	11.39	1.09	15.56	0.87	12.35	0.72	10.31	0.72	10.31	0.74	10.46	0.63	8.94
4 000	8 820	1.14	16.17	0.96	13.68	0.92	13.02	1.25	17.78	0.99	14.12	0.83	11.78	0.83	11.78	0.84	11.96	0.72	10.22
4 500	9 920	1.28	18.18	1.08	15.39	1.03	14.65			1.12	15.88	0.93	13.25	0.93	13.25	0.95	13.45	0.81	11.49
5 000	11 025	1.42	20.21			1.14	16.28			1.24	17.65	1.04	14.73	1.04	14.73	1.05	14.94	0.9	12.77
5 500	12 125	1.56	22.22			1.26	17.90			1.36	19.41	1.14	16.20	1.14	16.20	1.16	16.44	0.99	14.05
6 000	13 230					1.37	19.53			1.49	21.18	1.24	17.67	1.24	17.67	1.26	17.93	1.08	15.33
6 500	14 330									1.61	22.94	1.35	19.14	1.35	19.14	1.37	19.42	1.17	16.60
7 000	15 430											1.45	20.61	1.45	20.61	1.47	20.91	1.26	17.87
7 500	16 535											1.55	22.09	1.55	22.09	1.58	22.41	1.35	19.15
8 000	17 635											1.66	23.56	1.66	23.56			1.44	20.43
8 500	18 740													1.76	25.03			1.53	21.71
9 000	19 840																	1.62	22.98
9 500	20 945																	1.71	24.26
10 000	22 045																	1.80	25.54

*) Contact area calculated by using a formula by the Swedish Forestry Research Institute (Skogsarbeten).

CONTACT AREA AND GROUND PRESSURE AT DIFFERENT TIRE LOADS. SOFT SOIL.

Size		780/55-26.5		800/50R26.5		710/55-28.5		780/50-28.5		800/40-26.5		600/65-34		700/55-34		700/70-34		23.1-26		28L-26		30.5L-32		620/75-26	
		mm	in	mm	in	mm	in	mm	in	mm	in	mm	in	mm	in	mm	in	mm	in	mm	in	mm	in	mm	in
Diameter		1 485	58.5	1 485	58.5	1 525	60.0	1 525	60.0	1 340	52.8	1 644	64.7	1 485	58.5	1 844	72.6	1 632	64.3	1 644	64.7	1 857	73.1	1 590	62.6
Width		780	30.7	800	31.5	710	28.0	780	30.7	800	31.5	600	23.6	700	27.6	700	27.6	587	23.1	714	28.1	775	30.5	625	24.6
Contact area *)		cm ²	in ²	cm ²	in ²	cm ²	in ²	cm ²	in ²	cm ²	in ²	cm ²	in ²	cm ²	in ²	cm ²	in ²	cm ²	in ²	cm ²	in ²	cm ²	in ²	cm ²	in ²
		5 790	897.392	5 940	920.6406	5 410	838.4959	5 950	922.1905	5 360	830.7464	4 930	764.101	5 200	805.948	6 450	999.686	4 790	742.402	5 870	909.791	7 200	¹ 115.93	4 970	770.300
Load		Ground pressure		Ground pressure		Ground pressure		Ground pressure		Ground pressure		Ground pressure		Ground pressure		Ground pressure		Ground pressure		Ground pressure		Ground pressure		Ground pressure	
kg	lbs	kg/cm ²	lbs/in ²	kg/cm ²	lbs/in ²	kg/cm ²	lbs/in ²	kg/cm ²	lbs/in ²	kg/cm ²	lbs/in ²	kg/cm ²	lbs/in ²	kg/cm ²	lbs/in ²	kg/cm ²	lbs/in ²	kg/cm ²	lbs/in ²	kg/cm ²	lbs/in ²	kg/cm ²	lbs/in ²	kg/cm ²	lbs/in ²
500	1 100	0.09	1.23	0.08	1.19	0.09	1.31	0.08	1.19	0.09	1.32	0.10	1.44	0.10	1.36	0.08	1.10	0.14	2.02	0.12	1.71	0.11	1.62	0.16	2.22
1 000	2 205	0.17	2.46	0.17	2.40	0.18	2.63	0.17	2.39	0.19	2.65	0.20	2.89	0.19	2.74	0.16	2.21	0.28	4.04	0.24	3.42	0.23	3.26	0.31	4.45
1 500	3 305	0.26	3.68	0.25	3.59	0.28	3.94	0.25	3.58	0.28	3.98	0.30	4.33	0.29	4.10	0.23	3.31	0.43	6.06	0.36	5.13	0.34	4.88	0.47	6.66
2 000	4 410	0.35	4.91	0.34	4.79	0.37	5.26	0.34	4.78	0.37	5.31	0.41	5.77	0.38	5.47	0.31	4.41	0.57	8.08	0.48	6.84	0.46	6.51	0.63	8.89
2 500	5 510	0.43	6.14	0.42	5.98	0.46	6.57	0.42	5.97	0.47	6.63	0.51	7.21	0.48	6.84	0.39	5.51	0.71	10.10	0.60	8.55	0.57	8.14	0.78	11.11
3 000	6 615	0.52	7.37	0.51	7.19	0.55	7.89	0.50	7.17	0.56	7.96	0.61	8.66	0.58	8.21	0.47	6.62	0.85	12.13	0.72	10.26	0.69	9.77	0.94	13.34
3 500	7 715	0.60	8.60	0.59	8.38	0.65	9.20	0.59	8.37	0.65	9.29	0.71	10.10	0.67	9.57	0.54	7.72	0.99	14.14	0.84	11.97	0.80	11.39	1.09	15.56
4 000	8 820	0.69	9.83	0.67	9.58	0.74	10.52	0.67	9.56	0.75	10.62	0.81	11.54	0.77	10.94	0.62	8.82	1.14	16.17	0.96	13.68	0.92	13.02	1.25	17.78
4 500	9 920	0.78	11.05	0.76	10.78	0.83	11.83	0.76	10.76	0.84	11.94	0.91	12.98	0.87	12.31	0.70	9.92	1.28	18.18	1.08	15.39	1.03	14.65	1.41	20.00
5 000	11 025	0.86	12.29	0.84	11.98	0.92	13.15	0.84	11.96	0.93	13.27	1.01	14.43	0.96	13.68	0.78	11.03	1.42	20.21	1.20	17.10	1.14	16.28	1.56	22-23
5 500	12 125	0.95	13.51	0.93	13.17	1.02	14.46	0.92	13.15	1.03	14.50			1.06	15.04	0.85	12.13	1.56	22.22	1.32	18.81	1.26	17.90	1.72	24.45
6 000	13 230	1.04	14.74	1.01	14.37	1.11	15.78	1.01	14.35	1.12	15.93			1.15	16.42	0.93	13.23	1.70	24.25	1.44	20.52	1.37	19.53		
6 500	14 330	1.12	15.97	1.09	15.57	1.20	17.09	1.09	15.54	1.21	17.25					1.01	14.33					1.49	21.16		
7 000	15 430	1.21	17.19	1.18	16.76	1.29	18.40	1.18	16.73							1.09	15.43					1.60	22.78		
7 500	16 535	1.30	18.43	1.26	17.96	1.39	19.72	1.26	17.93													1.72	24.41		
8 000	17 635	1.38	19.65	1.35	19.16	1.48	21.03	1.34	19.12													1.83	26.04		
8 500	18 740	1.47	20.88	1.43	20.36	1.57	22.35	1.43	20.32																
9 000	19 840	1.55	22.11	1.52	21.55	1.66	23.66	1.51	21.51																

Size		780/55-26.5		800/50R26.5		710/55-28.5		780/50-28.5		800/40-26.5		600/65-34		700/55-34		700/70-34		23.1-26		28L-26		30.5L-32		620/75-26	
9 500	20 945	1.64	23.34	1.60	22.75	1.76	24.98	1.60	22.71																
10 000	22 045	1.73	24.57	1.68	23.95	1.85	26.29	1.68	23.91																

*) Contact area calculated by using a formula by the Swedish Forestry Research Institute (Skogsarbeten).

CONTACT AREA AND GROUND PRESSURE AT DIFFERENT TIRE LOADS. SOFT SOIL.

Size		500/70-28		540/70-30		600/70-38		650/75-38		16.9-28		16.9-30		16.9-34		18.4-34		18.4-38		20.8-38	
		mm	in	mm	in	mm	in	mm	in	mm	in	mm	in	mm	in	mm	in	mm	in	mm	in
Diameter		1 405	55.3	1 515	59.6	1 820	71.7	1 965	77.4	1 435	56.5	1 485	58.5	1 585	62.4	1 650	65.0	1 750	68.9	1 840	72.4
Width		503	19.8	540	21.3	611	24.1	650	25.6	429	16.9	429	16.9	429	16.9	467	18.4	467	18.4	528	20.8
Contact area *)		cm ²	in ²	cm ²	in ²	cm ²	in ²	cm ²	in ²	cm ²	in ²	cm ²	in ²	cm ²	in ²	cm ²	in ²	cm ²	in ²	cm ²	in ²
		3 530	547.115	4 090	633.909	5 560	861.744	6 390	990.386	3 080	477.369	3 190	494.418	3 400	526.966	3 850	596.712	4 090	633.909	4 860	753.251
Load		Ground pressure		Ground pressure		Ground pressure		Ground pressure		Ground pressure		Ground pressure		Ground pressure		Ground pressure		Ground pressure		Ground pressure	
kg	lbs	kg/cm ²	lbs/in ²	kg/cm ²	lbs/in ²	kg/cm ²	lbs/in ²	kg/cm ²	lbs/in ²	kg/cm ²	lbs/in ²	kg/cm ²	lbs/in ²	kg/cm ²	lbs/in ²	kg/cm ²	lbs/in ²	kg/cm ²	lbs/in ²	kg/cm ²	lbs/in ²
500	1 100	0.12	1.76	0.10	1.47	0.10	1.47	0.11	1.49	0.09	1.27	0.09	1.23	0.9	1.32	0.10	1.44	0.10	1.36	0.08	1.10
1 000	2 205	0.25	3.53	0.21	2.95	0.21	2.95	0.21	2.99	0.18	2.55	0.17	2.46	0.19	2.65	0.20	2.89	0.19	2.74	0.16	2.21
1 500	3 305	0.37	5.29	0.31	4.41	0.31	4.41	0.32	4.48	0.27	3.83	0.26	3.68	0.28	3.98	0.30	4.33	0.29	4.10	0.23	3.31
2 000	4 410	0.50	7.06	0.41	5.89	0.41	5.89	0.42	5.98	0.36	5.11	0.35	4.91	0.37	5.31	0.41	5.77	0.38	5.47	0.31	4.41
2 500	5 510	0.62	8.82	0.52	7.36	0.52	7.36	0.53	7.47	0.45	6.38	0.43	6.14	0.47	6.63	0.51	7.21	0.48	6.84	0.39	5.51
3 000	6 615	0.74	10.59	0.62	8.84	0.62	8.84	0.63	8.97	0.54	7.66	0.52	7.37	0.56	7.96	0.61	8.66	0.58	8.21	0.47	6.62
3 500	7 715	0.87	12.35	0.72	10.31	0.72	10.31	0.74	10.46	0.63	8.94	0.60	8.60	0.65	9.29	0.71	10.10	0.67	9.57	0.54	7.72

Size		500/70-28		540/70-30		600/70-38		650/75-38		16.9-28		16.9-30		16.9-34		18.4-34		18.4-38		20.8-38	
4 000	8 820	0.99	14.12	0.83	11.78	0.83	11.78	0.84	11.96					0.75	10.62	0.81	11.54	0.77	10.94	0.62	8.82
4 500	9 920			0.93	13.25	0.93	13.25	0.95	13.45							0.91	12.98	0.87	12.31	0.70	9.92
5 000	11 025					1.04	14.73	1.05	14.94											0.78	11.03
5 500	12 125						1.14	16.20	1.16	16.44										0.85	12.13
6 000	13 230						1.24	17.67	1.26	17.93											
6 500	14 330						1.35	19.14	1.37	19.42											
7 000	15 430								1.47	20.91											
7 500	16 535																				


*) Contact area calculated by using a formula by the Swedish Forestry Research Institute (Skogsarbeten).

CONTACT AREAS ON A HARD DRIVING SURFACE

TRI patterns have a significantly larger net contact area compared with traditional tractor drive tires. This results in significant improvement in friction rate, grip, and wear rate.

GROUND CONTACT AREA RATIOS

**NORMAL TRACTOR
DRIVE TIRE**




20-25 % net contact area

**NORMAL SECTION
TRI**




42 % net contact area

**80 SERIES
TRI 2**



39% net contact area

**80 SERIES
HAKKAPELIITTA TRI**



45 % net contact area

CONTACT AREA ON HARD SURFACE

The deflection takes place only on the tire and not at all on the ground. The values in the table are valid at the nominal load and air pressure conditions.

CONTACT AREA ON SOFT SOIL

The deflection takes place mainly on the ground: the tire sinks 15% of its diameter into ground, but the deflection will recover to half of the original value. It is impossible to compare actual measurements in different places, but comparison between different tire sizes is possible with the help of the table below.

Compared to the corresponding standard dimension TRI 2 tire commonly gives an appr. 5–10% larger contact area.

65 series tires will give an approximately 20–30% larger area compared to corresponding sizes with a normal section.

NOKIAN TYRES TRI 2

Size	Contact area			
	Hard surface		Soft surface	
	cm ²	in ²	cm ²	in ²
85-series				
320/85R28	806	125	1 994	309
80-series				
250/80R16	376	58	1 091	169
340/80R18	711	110	1 717	266
360/80R20	810	126	1 950	302
300/80R24	674	104	1 608	249
340/80R24	755	117	1 980	307
360/80R24	458	131	2 115	328
400/80R24	1 035	160	2 525	391
440/80R24	1 200	186	2 895	449
360/80R28	947	147	2 324	360
400/80R28	1 065	165	2 730	423
440/80R28	1 270	197	3 120	484
440/80R30	1 290	200	3 230	501
480/80R30	1 515	235	3 665	568
440/80R34	1 375	213	3 445	535
480/80R34	1 590	246	3 910	606
480/80R38	1 645	255	4 150	643
540/80R38	2 030	315	5 030	780
620/80R42	2 743	425	6 434	997
75-series				
270/75R15	371	58	1 086	168
250/75R16	323	50	1 009	156
70-series				

Size	Contact area			
	Hard surface		Soft surface	
	cm ²	in ²	cm ²	in ²
360/70R20	735	114	1 835	284
500/70R24	1 523	236	3 608	559
65-series				
420/65R24	960	149	2 415	374
460/65R24	1 178	183	2 742	425
540/65R24	1 523	236	3 608	559
480/65R28	1 352	210	3 086	478
540/65R28	1 639	254	3 740	580
540/65R30	1 698	263	3 867	599
600/65R38	2 239	347	4 976	771
650/65R38	2 524	391	5 657	877
650/65R42	2 666	413	5 953	923

NOKIAN TYRES TRI

Size	Contact area			
	Hard surface		Soft surface	
	cm ²	in ²	cm ²	in ²
11.2R24	530	82	1 530	237
16.9R24	1 130	175	2 810	436
16.9R30	1 180	183	3 130	485
18.4R30	1 440	223	3 570	533
65-series				
420/65R24	940	146	2 370	367
460/65R24	1 040	161	2 650	411
480/65R24	1 150	178	2 910	451
520/65R24	1 430	222	3 410	529
480/65R28	1 145	177	3 070	476
600/65R38	2 110	327	5 020	778
Bias Beltet				
18.4B30	1 440	223	3 575	544
580/65B30	1 870	290	4 440	688
580/65B34	1 990	308	4 730	733

STUDS AND CHAINS

STUDS

Nokian Tyres TRI 2, Nokian Tyres TRI, Nokian Tyres Hakkapeliitta Loader and Nokian Tyres Loader Grip patterns offer an excellent winter grip. To gain even more traction and grip in extreme wet icy conditions the tires can be studded. The following schematic pictures show the studding sequence.


STUD RECOMMENDATION

- Recommended types are truck, tractor or construction machine studs
- Maximum stud length is 25 mm / 1 in
- Minimum stud flange is 9 mm / 11/32 in

STUD DIMENSIONING EXAMPLES


Stud marking	Stud length		Flange diameter		Stud hole diameter		Stud protusion	
	mm	in	mm	in	mm	in	mm	in
9 - 15	15	19/32	9	11/32	4	5/32	2	3/32
11 - 15	15	19/32	11	14/32	5	6/32	2	3/32
11 - 17	17	21/32	11	14/32	5	6/32	2.5	3/32
12 - 17	17	21/32	12	15/32	5	6/32	2.5	3/32
12 - 20	20	25/32	12	15/32	5	6/32	3	4/32
12 - 24	24	30/32	12	15/32	6	8/32	3	4/32
16 - 19	19	24/32	16	20/32	7	9/32	2.5	3/32

NOKIAN TYRES HAKKAPELIITTA TRI




Stud places marked

NOKIAN TYRES TRI 65 SERIES




NOKIAN TYRES TRI



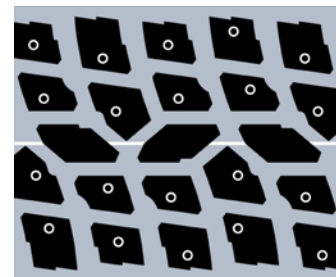
NOKIAN TYRES GROUND KING




NOKIAN TYRES TRI 2



**NOKIAN TYRES HAKKAPELIITTA
LOADER**



NOKIAN TYRES LOADER GRIP



NUMBER OF STUDS - NOKIAN TYRES TRI 2

Size	Pattern	Number of studs
85-series		
320/85R28	TRI 2	168
80-series		
250/80R16	TRI 2	144
340/80R18	TRI 2	144
360/80R20	TRI 2	144
300/80R24	TRI 2	168
340/80R24	TRI 2	168
360/80R24	TRI 2	168
400/80R24	TRI 2	168
440/80R24	TRI 2	168
360/80R28	TRI 2	168
400/80R28	TRI 2	168
440/80R28	TRI 2	168
440/80R30	TRI 2	168
480/80R30	TRI 2	168
440/80R34	TRI 2	192
480/80R34	TRI 2	192
480/80R38	TRI 2	192
540/80R38	TRI 2	192
620/80R42	TRI 2	192

Size	Pattern	Number of studs
75-series		
270/75R15	TRI 2	144
250/75R16	TRI 2	144
70-series		
360/70R20	TRI 2	144
500/70R24	TRI 2	168
600/70R34	TRI 2	192
710/70R42	TRI 2	192
65-series		
420/65R24	TRI 2	168
460/65R24	TRI 2	168
540/65R24	TRI 2	168
480/65R28	TRI 2	168
540/65R28	TRI 2	168
540/65R30	TRI 2	168
600/65R34	TRI 2	192
600/65R38	TRI 2	192
650/65R38	TRI 2	192
650/65R42	TRI 2	192

NUMBER OF STUDS - NOKIAN TYRES TRI

Size	Pattern	Number of studs
65-series		
460/65R24	TRI	176
480/65R24	TRI	184
Bias Beltet		
18.4B34	TRI	144
580/65B30	TRI	184
580/65B34	TRI	192

NUMBER OF STUDS - NOKIAN TYRES HAKKAPELIITTA TRI

Size	Number of studs	Max. stud flange diameter (mm)	Max. stud height (mm)
400/60R18	120	9	20
340/80R18	120	9	20
360/80R20	144	9	20
400/70R20	168	9	24
420/65R24	168	9	24
360/80R24	168	9	24
400/80R24	168	9	24
440/80R24	168	9	24
460/70R24	144	12	25
500/70R24	144	12	25
540/70R24	144	12	25
400/80R28	168	9	24
440/80R28	168	12	25
540/65R28	168	12	25
540/65R30	168	12	25
440/80R34	192	12	25
480/80R34	192	12	25
600/70R32	192	12	25
480/80R38	192	12	25
540/80R38	192	12	25
650/65R38	192	12	25
650/65R42	192	12	25

NUMBER OF STUDS - NOKIAN TYRES LOADER GRIP

Size	Number of studs
17.5R25	180
20.5R25	180
23.5R25	172

NUMBER OF STUDS - NOKIAN TYRES HAKKAPELIITTA LOADER

Size	Number of studs
14.00R24	168
17.5R25	168
20.5R25	168
23.5R25	168

CHAINS

It is recommended to use chains only for short periods at a time. Chains shorten the tire lifetime. Nokian Heavy Tyres limited warranty doesn't cover any damages made by accessories including the use of chains.

The use of chains comes into question when extreme conditions require additional grip. Then it is recommended to use chains only at low speeds and remove them when they are not needed anymore (i.e. road transit).

Before installing chains inspect them for sharp edges or welding burs.

Ensure that the chains are at the right tightness. Chains too loose can slip on the tire and cause excessive wear.

It is important to check that no chain rings are broken or that no individual rings have turned so that calks cut into the tire. Calks can cut into the tire also when chains are severely worn and over stretched.

MPT AGILE STUD RECOMMENDATIONS

1) NOKIAN TYRES MPT AGILE TIRES ARE PART OF THE TRUCK TIRE NORM. THEREFORE:

Recommended stud for truck tires has a length of 15 mm / 19/32 nds of an inch and flange diameter of 11 mm / 14/32 nds of inch.

Stud				Drilled stud hole			
Length		Flange diameter		Diameter		Depth	
mm	32 nds in	mm	32 nds in	mm	32 nds in	mm	32 nds in
15	19	11	14	5	6	13	16


2) STUD AMOUNT IN TIRES (EU / SINCE 1ST JULY 2009):

Maximum of 50 pcs of studs allowed for every 1 m / 39,4 inch of tire circumference.


WITH THE MPT AGILE PATTERN TYPE, THE AMOUNT OF STUDS:

365/80R20 MPT Agile	171 pcs max (evenly distributed 168 pcs)
14.00R20 MPT Agile	198 pcs max (evenly distributed 192 pcs)
14 00R20 MPT Agile 2	198 pcs max (evenly distributed 182 pcs)

TRUCK TIRE STUD (MAX. 5 G / 0.18 OZ)



STUD PLACES IN MPT TIRES



O = Normal stud places, 144 in total
X = Additional stud places, 72 pcs

Notice! Please check your local legislation on stud use.

MOUNTING TIRES ON FOUR WHEEL DRIVE TRACTORS

The mounting of tires on a four wheel drive tractor must be done with great care in order to produce the best driving results and maintain the tires' service life. Generally, the actual rolling circumference of a front tire should be 1–4 % higher than the rolling circumference calculated using the gear ratio. Excessive traction in the front tires can cause quick wear and reduce mileage, while insufficient traction in the front tires will make the tractor more difficult to steer. Check the manual of the tractor in question for detailed instructions on the calculation of rolling circumferences (gear ratio). When changing the tire size or type, always check the relationship between the rolling circumferences and make sure that the combination is within the limits given by the manufacturer.

EXAMPLES OF THE CALCULATION

The basis for the calculation is the gear ratio between the front and rear axle, with which the rolling circumference of the required front tire can be calculated.

EXAMPLE 1: CALCULATING THE ROLLING CIRCUMFERENCE OF FRONT TIRES

Tire size	Rolling circumference (from tire manufacturer)
16.9R28 TRI	4222 mm
20.8R38 TRI	5448 mm

Tractor gear ratio: 1.329. The target is 1–5% traction (lead) for front tires.

5448 mm (rear tire rolling circumference) / 1.329 (gear ratio) = 4099 mm (no traction)

1% traction:	1.01 x 4099 mm = 4140 mm
5% traction:	1.05 x 4099 mm = 4304 mm

The selected tire 16.9R28 TRI has a rolling circumference (4140 mm < 4222 mm < 4303 mm) which is within the limit given by the manufacturer. The front tire's traction is 4222 / 4099 = 1.030, i.e. 3.0%.

EXAMPLE 2: SWITCHING TO TRI 2 TIRES ON THE ABOVE MENTIONED MACHINE

Gear ratio: 1.329. The target is 1–5% traction for the front tire.

The control calculation must be verified. It must be noted as well that the TRI 2 and TRI tires have a different rolling circumference than a correspondent tire with a lug pattern.

Tire size	Rolling circumference (from tire manufacturer)
440/80R28 TRI 2	4266 mm
540/80R38 TRI 2	5529 mm

Verification:

5529 mm (rear tire rolling circumference) / 1.329 (gear ratio) = 4160 mm (traction 0%)

1% traction:	1.01 x 4160 mm = 4202 mm
5% traction:	1.05 x 4160 mm = 4368 mm

The selected tire 440/80R28 has a rolling circumference (4202 mm < 4266 mm < 4368 mm)

which is within the limit given by the manufacturer.

The front tire's traction is $4266 / 4160 = 1.025$, i.e. 2.5%.

The methods above can be used to check the suitability of new tires when mounting them on a tractor with a known gear ratio. However, if this vital information is not available, you should contact the tractor's manufacturer or importer.

MINE TIRE MAINTENANCE

To utilise the full capacity of a mining tire, it is recommended to check the inflation pressure at least once a week. Keeping the pressure at a sufficient level prevents tire break-up caused by high heat generation. Pressure maintenance reduces cuts and cracks on tire sidewalls by keeping the tire contour in design width.

It is also recommended to keep a tire check diary. This makes it easier to determine the interval and the need for maintenance. A diary helps maintenance when machines are operated in several shifts and by different operators. Regular check-ups help in starting repair procedures early enough to save in tire costs.

When checking the inflation pressure, please observe also the tire temperature. A rise of 10 degrees centigrade / 50 Fahrenheit will increase the inflation pressure approximately 0,35 bar / 5,1 psi at 10 bar pressure level. Use only reliable and calibrated pressure gauges. A regular gauge re-calibration should also be performed.

A cut on a tire sidewall, caused in example by sharp stones, should always be repaired before it proceeds to let moisture reach into the tire reinforcing cords.

Narrow mine tunnels often wear tread more from the outer side of a tire. It is recommended to swap tires from one side to the other to gain more tire hours.

The Nokian Tyres Mine L-5S features a tread wear indicator. Besides this it is also recommended to mark the actual tread wear (mm / in) into the tire check diary.

In handling a TL (tubeless) tire make sure that the rim is not damaged. Even a small abrasion on a tire by a damaged or a faulty rim can lead to excessive air leak. A defective rim is always a serious safety hazard. With a TL tire always use a tubeless rim.

Notice! Regular inflation pressure maintenance ensures long service life.

HAKKAPELIITTA LOADER INFLATION PRESSURE RECOMMENDATIONS FOR DIFFERENT WHEEL LOADERS

SIZE: 17.5R25

Manufacturer	Model	Empty vehicle weight		Tipping load static		Inflation pressure Front axle		Inflation pressure Rear axle	
		kg	lb	kg	lb	kPa	psi	kPa	psi
CAT	IT14G*	8 450	18 629	4 500	9 921	375	54	225	33
CAT	914K*	8 181	18 036	5 578	12 297	375	54	225	33
CAT	924H	11 730	25 860	8 740	19 268	450	65	300	44
JCB	411 & 413S	8 830	19 467	6 610	14 573	375	54	225	33
JCB	417S ZX	9 510	20 966	7 250	15 984	400	58	225	33
JCB	418S ZX	9 600	21 164	7 240	15 962	400	58	250	36
Liebherr	L524	11 100	24 471	8 500	18 739	475	69	300	44
Liebherr	L528	11 500	25 353	9 560	21 076	500	73	325	47
Ljungby	L9	10 500	23 146	6 500	14 330	450	65	300	44
Volvo	L60H	12 400	27 337	6 570	14 484	500	73	300	44

ASSUMPTIONS: Normal bucket. Max speed with full bucket 12.5 mph / *20 mph. Max speed with empty vehicle 25 mph.

ASSUMPTIONS: Normal bucket. Max speed with full bucket 20 km/h / *30 km/h. Max speed with empty vehicle 40 km/h

SIZE: 20.5R25

Manufacturer	Model	Empty vehicle weight		Tipping load static		Inflation pressure Front axle		Inflation pressure Rear axle	
		kg	lb	kg	lb	kPa	psi	kPa	psi
CAT	930K	14 400	31 747	10 100	22 267	400	58	275	40
CAT	938K	16 350	36 046	12 200	26 896	475	69	300	44
Komatsu	270-7	13 100	28 881	10 100	22 267	350	51	225	33
Komatsu	320-7	16 000	35 274	11 560	25 485	450	65	300	44
Liebherr	L538	13 400	29 542	10 700	23 590	375	54	250	36
Liebherr	L542	14 000	30 865	11 600	25 574	400	58	275	40
Volvo	L70H	14 480	31 923	9 860	21 738	400	58	275	40
Volvo	L90H	15 990	35 252	11 470	25 287	450	65	300	44

ASSUMPTIONS: Normal bucket. Max speed with full bucket 12.5 mph. Max speed with empty vehicle 25 mph.

ASSUMPTIONS: Normal bucket. Max speed with full bucket 20 km/h. Max speed with empty vehicle 40 km/h

SIZE: 23.5R25

Manufacturer	Model	Empty vehicle weight		Tipping load static		Inflation pressure Front axle		Inflation pressure Rear axle	
		kg	lb	kg	lb	kPa	psi	kPa	psi
CAT	950K	20 131	44 381	13 719	30 245	450	65	300	44
CAT	962M	20 226	44 591	13 358	29 449	450	65	300	44
Komatsu	WA380-6	17 583	38 764	14 563	32 106	375	54	200	29
Komatsu	WA430-6	18 533	40 858	14 963	32 998	400	58	225	33
Liebherr	L550	16 590	36 575	13 204	29 110	350	51	225	33
Ljungby	L18, Tier IIIB engine	19 000	41 888	13 900	30 644	425	62	275	40
Volvo	L110G	18 405	40 576	14 401	31 749	375	54	225	33
Volvo	L120F	20 010	44 116	14 540	32 055	450	65	300	44

ASSUMPTIONS: Normal bucket. Max speed with full bucket 12.5 mph / *20 mph. Max speed with empty vehicle 25 mph.

ASSUMPTIONS: Normal bucket. Max speed with full bucket 20 km/h / *30 km/h. Max speed with empty vehicle 40 km/h

STUDS

Nokian Tyres Hakkapeliitta Loader pattern offers an excellent winter grip. To gain even more traction and grip in extreme wet icy conditions the tires can be studded. The following schematic picture shows the studding sequence

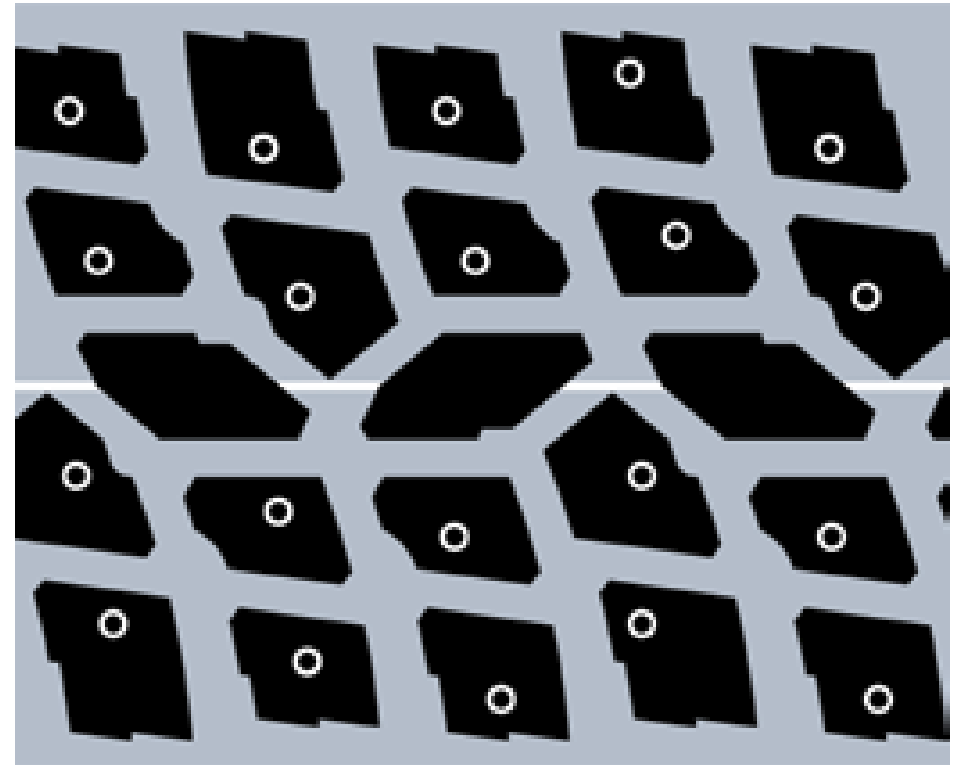
STUD RECOMMENDATION

- Recommended types are truck, tractor or construction machine studs
- Maximum stud length is 25 mm / 1 in
- Minimum stud flange is 9 mm / 11/32 in

NUMBER OF STUDS

Size	Number of studs
14.00R24	168
17.5R25	168
20.5R25	168
23.5R25	168

NOKIAN TYRES HAKKAPELIITTA LOADER



Stud places marked.

GROUND KARE AND EXCAVATOR MOUNTING RECOMMENDATIONS

Nokian Tyres 24PR Excavator and Nokian Tyres Ground Kare tires are developed for high load capacities with a maximum inflation pressure of 600 kPa. Nokian Tyres 20PR Excavator tires are developed for high load capacities with a maximum inflation pressure of 450 kPa.

Please note that the wheel's load capacity must meet the machine requirements. The tire mounted on the wheel must have a high enough load capacity as well. Also make sure that the wheel's maximum inflation pressure capability meets the allowed maximum pressure of the tire.

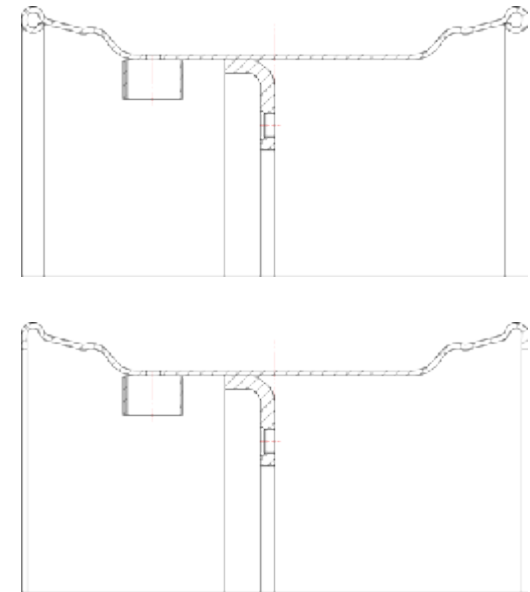
As stated by the ETRTO, consult the rim and wheel manufacturers for load capacity compatibility ("Standards Manual 2019", p. R.4 "General Notes. Strength.")

The rim's horn (or flange) shall have a shape that does not damage a tire during mounting. Such rims have: a round/tube shape horn or a well bent down/long horn. For the rim's horn suitability, please consult the tire manufacturer.

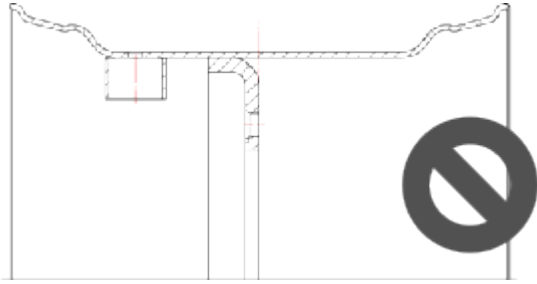
The rim's contour has to meet ETRTO requirements ("15° Drop-Centre Rims Width Codes AG Contour. Basic Contour" p. R.36, ETRTO 2019). Additionally the diagonal mounting distance has to meet the requirements set by the ETRTO (Engineering Design Information 2019 p. RM.2 "Contour changes of drop-center rims"). For the rim's contour suitability, please contact the tire manufacturer.


Mounting Nokian Tyres Excavator and Nokian Tyres Ground Kare tires always requires a two clamp mounting method by Nokian Tyres. For the bigger clamp, please always use HTTMC00001 clamp developed by Nokian Tyres.

RECOMMENDED SHAPE:



NON-RECOMMENDED SHAPE:

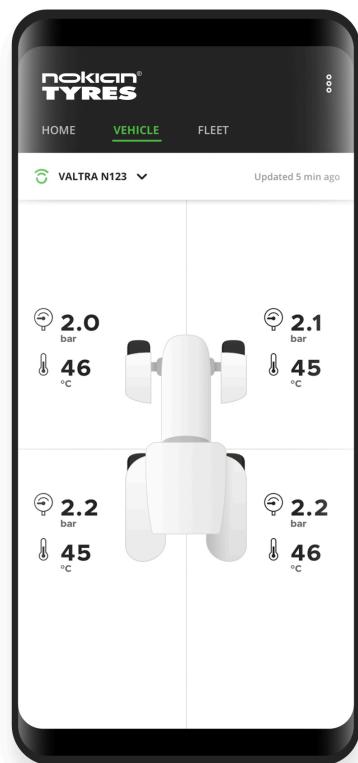




NOKIAN TYRES INTUITU™ SMART TIRES

Digital tires are the key to more efficient, safer and more sustainable working. With Nokian Tyres Intuitu™ smart tires and mobile app, you always know how your tires are doing – from one tire to the entire fleet.

nokian
TYRES



Designed and developed by Nokian Tyres, the Nokian Tyres Intuitu sensor measures tire pressure and temperature directly from the inside surface of the tire. It sends measurements every minute via Bluetooth to the Nokian Tyres Intuitu mobile app.

When the app detects abnormal tire conditions, it alerts the user. With the power of the Intuitu cloud, all drivers and fleet managers can see the condition of all fleet tires remotely (internet connection required).

MORE SAVINGS

Smart tire pressure monitoring is important for grip and stability as well as fuel consumption and tire service life. With Nokian Tyres Intuitu, you can be sure you'll get the most out of your tire investment.

MORE SAFETY

High tire temperatures are linked to tire damage and are a safety risk. Nokian Tyres Intuitu tire monitoring system alerts you on time, making your entire operation more informed, safer and sustainable.

MORE WARRANTY

By registering your tires on Nokian Tyres Intuitu, you will get a one-year extension to normal tire

warranty and a direct communication channel with Nokian Tyres.

TECHNICAL SPECIFICATION

Operating temperature range	-40 to 80°C (+/- 2 °C) (-40 °C to -20 °C with limited functionality and performance)
Pressure measurement range	0-9 bar (+/- 0.04 bar)
Connection to mobile phone	Bluetooth low energy
Sensor battery life	10 000 active hours typical usage. Non-replaceable battery
Phone operating systems	Android 8 onwards iOS 11 onwards
Alarms	Low pressure, high temperature

Notice! Do not use with liquids or innertubes in the tire. For more detailed information and FAQs, please go to www.nokiantyres.com/intuitu

INTUITU SMART TIRES AVAILABLE

- Nokian Tyres TRI 2, all sizes
- Nokian Tyres Hakkapeliitta TRI, all sizes
- Nokian Tyres Ground King, all sizes
- Nokian Tyres Tractor King, all sizes
- Nokian Tyres CT
- Nokian Tyres Country King
- Nokian Tyres ELS

REGROOVING OF NOKIAN TYRES TRUCK & BUS TIRES

INTRODUCTION

Tire regrooving extends the life cycle of Nokian Tyres steel radial tires for buses and trucks. Tire regrooving can be done on new tires by cutting into the tread as instructed by Nokian Tyres.

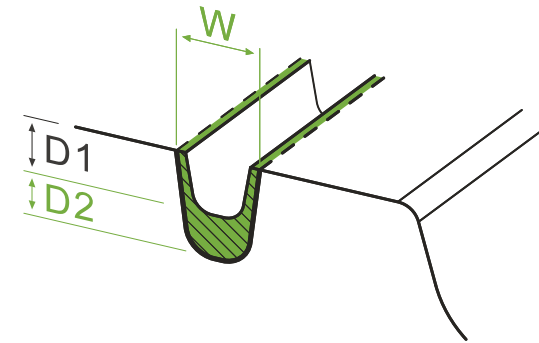
To ensure safety and minimize tire damages, the following should be taken into account:

- Only professional operators should perform the regrooving process.
- Only competent tools suitable for the process should be used with electrically heated blades.
- The blades in the cutter heads need to be set to the correct, specified depth.
- The blade setting depth for each individual tire must be determined by referring to the information charts presented in this technical manual in order to prevent the appearance of plies at the bottom of the tread and damage to the tire structure.
- The heating of the blade begins automatically when the blade pierces the rubber.
- The cutter must be held in a way that the underside of the cutting head is flat against the tread surface when regrooving.
- During the regrooving process, a minimum depth of leftover under-tread rubber is required to avoid injuries of the top steel belt, stone-chips as well as groove cracking that can cause rib tears.

GUIDELINES

- 1. Before regrooving, tires must be demounted from the wheel completely**
- 2. Inspections the tires must include following steps:**
 - Before regrooving, possible damages on any part of the tire must be checked carefully.
 - When selecting a tire for regrooving, special attention needs to be paid to the tire condition when the tread area is in any way damaged. This includes for example chipping, tearing and cutting due to abnormal operating conditions.
 - Stones and other foreign objects, such as nails and other sharp objects, that may have embedded into the tire grooves must be removed. If needed, the possible damages from the foreign objects must be repaired before starting the regrooving process.
 - When a tire is abnormally or intensely worn, regrooving the worn parts of the tire may still be possible if an adequate amount of the original groove is visible before regrooving.
- 3. The minimum remaining tread depth of the tire should be between 3-4 mm before regrooving.**
 - To find the minimum remaining depth, the tread depth must be measured carefully at 4 different places around the tire circumference.
 - The cutter blade needs to be set for the recommendations as shown in the information charts of this technical manual.
- 4. The regrooved tire should be free from all defects and injuries.**
 - To ensure complete safety, it is extremely important to confirm that the belts under the regrooved tread are not exposed in any parts.

EXAMPLE:



Minimum remaining tread depth = 3 mm (D1)

Recommended regrooving depth = 3 mm (D2)

Depth to which cutter blade is set = 6 mm (D1+D2)

Recommended regrooving width = W

REGROOVING RECOMMENDATIONS

THE MAXIMUM RECOMMENDED DEPTH IS THE INCREASING DEPTH.



NOKIAN TYRES HAKKAPELIITTA TRUCK E2

Tire size	Regrooving depth	Width of regrooving	Blade
275/70R22.5	2.5 mm	7-8 mm	R3
295/80R22.5	3.0 mm	7-8 mm	R3
315/70R22.5	2.5 mm	7-8 mm	R3
315/80R22.5	3.0 mm	7-8 mm	R3



NOKIAN TYRES HAKKAPELIITTA TRUCK F2

Tire size	Regrooving depth	Width of regrooving	Blade
295/80R22.5	3.0 mm	8-9 mm	R3
315/70R22.5	3.0 mm	8-9 mm	R3
315/80R22.5	3.0 mm	8-9 mm	R3
385/55R22.5	3.0 mm	8-9 mm	R3
385/65R22.5	3.0 mm	8-9 mm	R3



NOKIAN TYRES HAKKAPELIITTA TRUCK D

Tire size	Regrooving depth	Width of regrooving	Blade
275/70R22.5	2.5 mm	7-8 mm	R3
295/80R22.5	3.0 mm	7-8 mm	R3
315/70R22.5	2.5 mm	7-8 mm	R3
315/80R22.5	3.0 mm	7-8 mm	R3



NOKIAN TYRES HAKKA TRUCK DRIVE

Tire size	Regrooving depth	Width of regrooving	Blade
295/60R22.5	2.5 mm	7-8 mm	R3
315/60R22.5	2.5 mm	7-8 mm	R3
295/80R22.5	3.0 mm	7-8 mm	R3
315/70R22.5	3.0 mm	7-8 mm	R3
315/80R22.5	3.0 mm	7-8 mm	R3




NOKIAN TYRES HAKKA TRUCK COACH

Tire size	Regrooving depth	Width of regrooving	Blade
295/80R22.5	2.5 mm	6-7 mm	R3
315/80R22.5	2.5 mm	6-7 mm	R3




NOKIAN TYRES HAKKAPELIITTA CITY BUS

Tire size	Regrooving depth	Width of regrooving	Blade
275/70R22.5	3.0 mm	6-7 mm	R3
295/80R22.5	2.5 mm	6-7 mm	R3




NOKIAN TYRES HAKKA TRUCK STEER

Tire size	Regrooving depth	Width of regrooving	Blade
315/60R22.5	3.0 mm	8-9 mm	R3
295/80R22.5	3.0 mm	8-9 mm	R3
315/70R22.5	3.0 mm	8-9 mm	R3
315/80R22.5	3.0 mm	8-9 mm	R3
385/55R22.5	3.0 mm	8-9 mm	R3
385/65R22.5	3.0 mm	8-9 mm	R3




NOKIAN TYRES E-TRUCK TRAILER

Tire size	Regrooving depth	Width of regrooving	Blade
215/75R17.5	2.0 mm	6-7 mm	R3
235/75R17.5	2.0 mm	6-7 mm	R3
245/70R17.5	2.0 mm	6-7 mm	R3
265/70R19.5	2.5 mm	7-9 mm	R3
385/55R22.5	2.5 mm	7-9 mm	R3
385/65R22.5	2.5 mm	7-9 mm	R3




NOKIAN TYRES E-TRUCK STEER

Tire size	Regrooving depth	Width of regrooving	Blade
215/75R17.5	1.5 mm	6-7 mm	R3
235/75R17.5	1.5 mm	6-7 mm	R3
265/70R19.5	1.5 mm	7-8 mm	R3
285/70R19.5	1.5 mm	7-8 mm	R3
295/80R22.5	2.0 mm	8-9 mm	R3
315/70R22.5	2.0 mm	8-9 mm	R3
315/80R22.5	2.5 mm	8-9 mm	R3
385/65R22.5	2.0 mm	8-9 mm	R3
385/55R22.5	2.0 mm	8-9 mm	R3



NOKIAN TYRES HAKKA TRUCK TRAILER

Tire size	Regrooving depth	Width of regrooving	Blade
265/70R19.5	2.5 mm	7-8 mm	R3
275/70R22.5	3.0 mm	8-9 mm	R3
385/65R22.5	2.5 mm	8-9 mm	R3
385/55R22.5	2.0 mm	-9mm	R3




NOKIAN TYRES R-TRUCK TRAILER

Tire size	Regrooving depth	Width of regrooving	Blade
265/70R19.5	3.0 mm	7-8 mm	R3
285/70R19.5	3.0 mm	8-10 mm	R4
275/70R22.5	3.0 mm	8-10 mm	R4
385/65R22.5	3.0 mm	8-10 mm	R4




NOKIAN TYRES R-TRUCK STEER

Tire size	Regrooving depth	Width of regrooving	Blade
315/80R22.5	3.0 mm	8-10 mm	R4
385/65R22.5	3.0 mm	8-10 mm	R4



**NOKIAN TYRES HAKKA TRUCK 844/
844PLUS**

Tire size	Regrooving depth	Width of regrooving	Blade
265/70R19.5	2.5 mm	7-8 mm	R3
275/70R22.5	3.0 mm	8-9 mm	R3
385/55R22.5	3.0 mm	8-9 mm	R3



NOKIAN TYRES R-TRUCK DRIVE

Tire size	Regrooving depth	Width of regrooving	Blade
315/80R22.5	3.0 mm	8-10 mm	R4



NOKIAN TYRES E-TRUCK DRIVE


Tire size	Regrooving depth	Width of regrooving	Blade
215/75R17.5	1.5 mm	6-7 mm	R3
235/75R17.5	1.5 mm	6-7 mm	R3
265/70R19.5	1.5 mm	6-7 mm	R3
285/70R19.5	1.5 mm	6-7 mm	R3
295/80R22.5	2.5 mm	7-8 mm	R3
315/70R22.5	2.5 mm	7-8 mm	R3
315/80R22.5	2.5 mm	7-8 mm	R3

STUDDING OF NOKIAN TYRES HAKKAPELIITTA TRUCK BRANDED TIRES

Most of the Nokian Tyres Hakkapeliitta Truck branded tires have pre-marked stud places where the studs can be installed following the below instructions.


- Recommended stud for truck tires has a length of 15 mm and flange diameter of 11 mm. Recommended drilling diameter is 5 mm and drilling depth is 13 mm.
- It should be noted that there are national regulations about the maximum stud weight, which must be followed. For example, in Finland, the maximum stud weight for heavy vehicles (over 3,5 ton) is 5 g.

STUDDING PLAN BY TREAD DESIGN AND TIRE SIZE




HAKKAPELIITTA TRUCK F2

Tire size	Number of studs
295/80R22.5	158
315/70R22.5	152
315/80R22.5	160
385/55R22.5	136
385/65R22.5	142



HAKKAPELIITTA TRUCK E2

Tire size	Number of studs
275/70R22.5	150
295/80R22.5	168
315/70R22.5	162
315/80R22.5	174



HAKKAPELIITTA TRUCK D

Tire size	Number of studs
275/70R22.5	146



HAKKAPELIITTA TRUCK T



Tire size	Number of studs
275/70R22.5	114



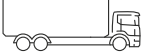





























AREAS OF USE AND EU LABEL INFO

EU TIRE LABELS FOR EASY COMPARISON

From May 1st 2021, also truck and bus tires must carry the EU tire label. The labels show important tire properties such as grip, fuel efficiency and noise level at a glance, making it easy to choose a safer, more eco-friendly tire.

You can find the EU label information on each Nokian Tyres product page by clicking on “Show more” under the size information. [NOKIANTYRES.COM/HEAVY/EU-LABELS](https://www.nokiantyres.com/heavy/eu-labels)

	Winter use	Long distance	Regional	Light & medium trucks	Timber transport	On/Off road	Long distance buses	City buses	3PMSF M+S markings
									
Steer									
Hakkapeliitta Truck F2	**	██████████			██████████	██████████	██████████	██████████	3PMSF, M+S
Hakka Truck Coach	**	██████████					██████████		3PMSF, M+S
Hakkapeliitta City Bus	**							██████████	3PMSF, M+S
Hakka Truck Steer	*	██████████					██████████	██████████	3PMSF, M+S
Hakka Truck 844PLUS	*		██████████					██████████	3PMSF, M+S
E-Truck Steer	*	██████████					██████████	██████████	3PMSF, M+S
E-Truck Steer 17.5"	*			██████████				██████████	3PMSF, M+S
E-Truck Steer 19.5"	*		██████████	██████████					3PMSF, M+S
R-Truck Steer	*				██████████	██████████			3PMSF, M+S
Drive									
Hakkapeliitta Truck D	**	██████████	██████████				██████████	██████████	3PMSF, M+S
Hakkapeliitta Truck E/E2	**	██████████	██████████		██████████	██████████	██████████	██████████	3PMSF, M+S
Hakka Truck Coach	**	██████████					██████████		3PMSF, M+S

	Winter use 	Long distance 	Regional 	Light & medium trucks 	Timber transport 	On/Off road 	Long distance buses 	City buses 	3PMSF M+S markings
Hakkapeliitta City Bus	**								3PMSF, M+S
Hakka Truck Drive	**								3PMSF, M+S
Hakkapeliitta Truck T	**								3PMSF, M+S
E-Truck Drive	*								3PMSF, M+S
E-Truck Drive 17.5"	*								3PMSF, M+S
E-Truck Drive 19.5"	*								3PMSF, M+S
R-Truck Drive	*								3PMSF, M+S
Trailer									
Hakkapeliitta Truck F2	**								3PMSF, M+S
Hakkapeliitta Truck T	**								3PMSF, M+S
Hakka Truck Trailer	**								3PMSF, M+S
Hakka Truck 844PLUS	*								3PMSF, M+S
Hakka Truck 844	*								3PMSF, M+S
E-Truck Trailer	*								3PMSF, M+S
R-Truck Trailer	*								3PMSF, M+S

** Excellent grip in severe winter conditions

* Good grip in normal winter road conditions

HOW TO USE LOAD CAPACITY TABLES?

Q: HOW TO FIND THE RIGHT INFLATION PRESSURE?

Tire: 650/65R26.5 174 D ELS
Load per tire: 7 000 kg / 15 432 lb
Max speed of vehicle: 40 km/h / 25 mph

A: Correct inflation pressure is 2.8 bar / 41 psi

SIZE 650/65R26.5 174 D

Constant		0.8 bar	12 psi	1.2 bar	17 psi	1.6 bar	23 psi	2.0 bar	29 psi	2.4 bar	35 psi	2.8 bar	41 psi	3.2 bar	46 psi	3.6 bar	53 psi	4.0 bar	58 psi
km/h	mph	kg	lbs	kg	lbs	kg	lbs	kg	lbs	kg	lbs	kg	lbs	kg	lbs	kg	lbs	kg	lbs
10	5	4 260	9 390	5 400	11 905	6 400	14 110	7 200	15 875	8 350	18 410	9 300	20 505	10 100	22 265	11 100	24 470	12 100	26 675
20	12.5	3 900	8 600	4 960	10 935	5 860	12 920	6 600	14 550	7 650	16 865	8 500	18 740	9 250	20 395	10 150	22 375	11 100	24 470
25	15	3 740	8 245	4 740	10 450	5 620	12 390	6 350	14 000	7 350	16 205	8 150	17 965	8 850	19 510	9 750	21 495	10 600	23 370
30	20	3 580	7 890	4 540	10 010	5 380	11 860	6 050	13 340	7 000	15 430	7 800	17 195	8 500	18 740	9 300	20 505	10 150	22 375
40	25	3 220	7 100	4 080	8 995	4 840	10 670	5 440	11 995	6 300	13 870	7 050	15 540	7 650	16 865	8 400	18 520	9 150	20 170
50	30	2 860	6 305	3 640	8 025	4 300	9 480	4 840	10 670	5 600	12 345	6 250	13 780	6 800	14 990	7 450	16 425	8 150	17 965
65	40	2 360	5 205	3 000	6 615	3 550	7 825	4 000	8 820	4 625	10 195	5 150	11 355	5 600	12 345	6 150	13 560	6 700	14 770

Q: HOW TO FIND A MAXIMUM SPEED FOR THE APPLICATION (HIGHEST SPEED WITH THE CHOSEN TIRE)?

Tire: 650/60R34 175 D
Load per tire: 10 000 kg / 22 046 lb
Inflation pressure: 4.0 bar / 58 psi. Use tire maximum inflation pressure to gain the highest speed value

A: Maximum speed is 30 km/h / 20 mph

SIZE 650/60R34 175 D

Constant		0.8 bar	12 psi	1.2 bar	17 psi	1.6 bar	23 psi	2.0 bar	29 psi	2.4 bar	35 psi	2.8 bar	41 psi	3.2 bar	46 psi	3.6 bar	53 psi	4.0 bar	58 psi
km/h	mph	kg	lbs	kg	lbs	kg	lbs	kg	lbs	kg	lbs	kg	lbs	kg	lbs	kg	lbs	kg	lbs
10	5	4 500	9 920	5 540	12 215	6 750	14 880	7 650	16 865	8 550	18 850	9 850	21 715	10 450	23 040	11 350	25 020	12 450	27 445
20	12.5	4 140	9 125	5 080	11 200	6 200	13 670	7 050	15 540	7 850	17 305	9 000	19 840	9 600	21 165	10 400	22 930	11 400	25 130
25	15	3 960	8 730	4 860	10 715	5 940	13 095	6 750	14 880	7 550	16 645	8 650	19 070	9 200	20 280	10 000	22 045	10 950	24 140
30	20	3 780	8 335	4 660	10 275	5 680	12 520	6 450	14 220	7 200	15 875	8 250	18 190	8 800	19 400	9 550	21 055	10 450	23 040
40	25	3 400	7 495	4 200	9 260	5 100	11 245	5 780	12 745	6 500	14 330	7 450	16 425	7 900	17 415	8 600	18 960	9 400	20 725
50	30	3 040	6 700	3 740	8 245	4 540	10 010	5 160	11 375	5 760	12 700	6 600	14 550	7 050	15 540	7 650	16 865	8 350	18 410
65	40	2 500	5 510	3 075	6 780	3 750	8 265	4 250	9 370	4 750	10 470	5 450	12 015	5 800	12 785	6 300	13 890	6 900	15 210

Notice!

Exceeding maximum speed leads to tire overheating resulting in premature break-up.

Q: FOR THE TIRE, WHAT ARE THE REQUIRED (MINIMUM) INFLATION PRESSURES WHEN:

- 1) Driving on the road?
- 2) Working on the field?

Tire: 710/55R34 177 D

Load per tire: 7 000 kg / 15 432 lb

A:

- 1) Vehicle keeps maximum speed in 50 km/h / 30 mph.

With this load the minimum inflation pressure is 2.8 bar/41 psi.

- 2) Maximum speed in field applications is 10 km/h / 5 mph.

With this load the minimum inflation pressure is 1.6 bar / 23 psi.

SIZE 710/55R34 177 D

	Constant	0.8 bar	12 psi	1.2 bar	17 psi	1.6 bar	23 psi	2.0 bar	29 psi	2.4 bar	35 psi	2.8 bar	41 psi	3.2 bar	46 psi	3.6 bar	53 psi	4.0 bar	58 psi	
	km/h	mph	kg	lbs	kg	lbs	kg	lbs	kg	lbs	kg	lbs	kg	lbs	kg	lbs	kg	lbs	kg	lbs
Field	10	5	4 780	10 540	5 860	12 920	7 200	15 875	8 100	17 855	9 300	20 505	10 450	23 040	11 100	24 470	12 100	26 675	13 150	28 990
	20	12.5	4 380	9 655	5 380	11 860	6 600	14 550	7 450	16 425	8 500	18 740	9 600	21 165	10 150	22 375	11 100	24 470	12 050	26 565
	25	15	4 200	9 260	5 140	11 330	6 350	14 000	7 150	15 765	8 150	17 965	9 200	20 280	9 750	21 495	10 600	23 370	11 550	25 465
	30	20	4 020	8 860	4 920	10 845	6 050	13 340	6 800	14 990	7 800	17 195	8 800	19 400	9 300	20 505	10 150	22 375	11 050	24 360
	40	25	3 620	7 980	4 420	9 745	5 440	11 995	6 150	13 560	7 050	15 540	7 900	17 415	8 400	18 520	9 150	20 170	9 950	21 935
Road	50	30	3 220	7 100	3 940	8 685	4 840	10 670	5 460	12 035	6 250	13 780	7 050	15 540	7 450	16 425	8 150	17 965	8 850	19 510
	65	40	2 650	5 840	3 250	7 165	4 000	8 820	4 500	9 920	5 150	11 355	5 800	12 785	6 150	13 560	6 700	14 770	7 300	16 095

LIMITED WARRANTY

READ OUR WARRANTIES ONLINE

Nokian Heavy Tyres limited warranty

Intuitu™ Sensor limited warranty

Extended warranty for users of the Intuitu mobile application

Go to nokiantyres.com/warrantyinfomation/ or click on the link in the Intuitu app.

Nokian Heavy Tyres' liability shall be limited to the aforesaid limited warranties and shall only be valid as stipulated in the limited warranties.

GENERAL TERMS OF DELIVERY

1. DEFINITIONS

1.1. The following definitions shall apply to these General Terms of Delivery and to any Agreement:

“Agreement” shall mean a signed document (including its appendices) referring to these General Terms of Delivery or to which these General Terms of Delivery are attached or any other agreement between the Parties concluded as stipulated in section 2.2.

“Buyer” shall mean a Party purchasing the Products.

“Force Majeure Event” shall mean events beyond the control of a Party which occur after the Agreement entered into force and which were not reasonably foreseeable at the time the Agreement entered into force and whose effects are not capable of being overcome without unreasonable expense and/or loss of time to the Party concerned. Events of Force Majeure will include (without being limited to) epidemic, pandemic, war, civil unrest, strikes, lockouts and other general labour disputes, acts of government, natural disasters, exceptional weather conditions, breakdown or general unavailability of transport facilities, accidents, fire, flood, explosions and general shortages of

energy.

“Intellectual Property Rights” shall mean patents (including petty patents and utility models), design patents, and designs (whether or not capable of registration), copyright, trademark, service mark, and any other form of statutory or common law intellectual property protection of any kind; and applications for any of the foregoing including without limitation reissues, divisions, or other continuations thereof, in all jurisdictions, where applicable.

“Party” shall mean either Nokian Tyres or the Buyer.

“Products” shall mean tires, tire sensors, studs and anti-slip devices, or other products developed and manufactured by or for Nokian Tyres. The Products shall be those specified in the Agreement or those agreed between the Parties from time to time.

“Nokian Tyres” shall mean Nokian Tyres plc and any of its affiliate companies.

“Restricted Person” shall mean a person, organization or entity that is:

(i) listed on a sanctions list, including but not limited to “Specifically Designated Nationals and Blocked Persons” maintained by OFAC in U.S., “Consolidated List of Financial Sanctions Targets in the UK” maintained by HMT in UK; (ii) located or resident in or incorporated under the laws of a country or territory that is, or whose government is, the target of a country-wide or territory-wide Trade Restriction; (iii) owned or controlled by a Restricted Person; or (iv) otherwise a target of a Trade Restriction.

“Trade Restrictions” shall mean export and import laws, orders, and licenses, embargoes, sanctions of an economic, commercial or financial nature, regulations on sectors subject to restrictions (such as use for military purposes), regulations concerning Restricted Persons and other restrictive measures of similar nature, as existing, amended, supplemented and substituted from time to time, administrated, enacted or enforced by United Nations, United States of America (including OFAC), European Union or any of its member states, countries of European Economic Area, United Kingdom (including HTM), any other competent jurisdiction or any competent authority of the above. Trade Restrictions also include any other restrictions that may have any direct or indirect impact of any nature on Nokian Tyres or its subsidiaries irrespective of the

country/government/ authority by which the Trade Restriction is administered, enacted or enforced.

2. ENTRY INTO FORCE OF AGREEMENT

2.1. The Agreement enters into force when signed by both Parties.

2.2. The Agreement enters also into force when the Buyer accepts in writing Nokian Tyres's tender regarding the delivery of the Products or when Nokian Tyres accepts the Buyer's purchase order regarding the delivery of the Products in writing or by delivering the Products specified in such purchase order.

2.3. No Buyer's terms in Buyer's request for tender, purchase order or any other document will form part of the Agreement unless specifically approved in writing by Nokian Tyres. The Buyer expressly waives any right to rely on such terms.

3. PRODUCTS AND SERVICES

3.1. Nokian Tyres reserves the right to apply quantity limits on any purchase order, to reject all or part of a purchase order, and to discontinue or make changes to Products without notice, even if Buyer has already placed a purchase order. Also,

even if a purchase order has been accepted, Nokian Tyres may subsequently cancel such purchase order in whole or in part due to product unavailability (including without limitation, any discontinuation of the Product).

3.2. Nokian Tyres may offer ancillary services related to the Products such as mobile applications for tire monitoring. Services are subject to separate terms and conditions with which Buyer undertakes to comply when using the services.

4. DELIVERY

4.1. The delivery term of the Products shall be FCA, premises named by Nokian Tyres (Incoterms 2020), unless otherwise agreed by the Parties.

4.2. The Buyer shall inspect the Products after the delivery. The delivery shall be deemed accepted if the Buyer has not presented Nokian Tyres with a written remark regarding the delivery of the Products within seven (7) days from the delivery date.

4.3. Nokian Tyres shall deliver the Products at the agreed time of delivery. If the time of delivery has not been agreed in writing, Nokian Tyres shall deliver the Products within a reasonable time from the entry into force of the Agreement provided that the Products are available or, if the Products are not available, within a reasonable

time after they become available. Even though Nokian Tyres agrees to take all commercially reasonable measures to meet the agreed delivery dates, the Buyer acknowledges and agrees that Nokian Tyres shall not be liable for its failure to meet the agreed delivery dates.

4.4. If Nokian Tyres has outstanding due receivables from the Buyer, Nokian Tyres has the right to refrain from delivering the Products until the Buyer has settled the due payments in full. In such an event, the agreed delivery time will be extended correspondingly.

4.5. Nokian Tyres shall be entitled to make also partial deliveries.

5. PRICE AND TERMS OF PAYMENT

5.1. The prices of the Products have been agreed in the Agreement. Unless otherwise agreed in writing, Nokian Tyres' price list in force at the time of entry into force of the Agreement shall be applied. Nokian Tyres can issue changes to applicable price lists with a prior notice of one (1) month. Prices do not include any value added or similar taxes, which shall be added to all prices according to the laws and regulations in force at the time of the delivery. All Products shall be invoiced and payments made in Euro currency (EUR).

5.2. When the amount of or basis for taxes or other public payments changes before the delivery of the Products, either due to regulation change or change in the practice, Nokian Tyres has the right to adjust the prices of the Products correspondingly.

5.3. Unless otherwise stipulated by Nokian Tyres in writing, any offer issued by Nokian Tyres to the Buyer is valid for three (3) months from the date of issuance of the offer.

5.4. Unless otherwise agreed in writing, the Products will be invoiced after the date of delivery. Payment shall be due within thirty (30) days of the date of the invoice. The Buyer is obliged to pay eleven and a half (11.5) percent of annual interest on overdue payments beginning from the due date.

5.5. If Nokian Tyres has agreed to grant credit to the Buyer for the payment of the Products, Buyer is upon Nokian Tyres' request obliged to provide Nokian Tyres all necessary financial information (including but not limited to financial statements of the company) that is needed to grant the credit and assess the creditworthiness of the Buyer during the credit period. The obligation to provide financial information to Nokian Tyres continues as long as there is any open credit i.e. unpaid receivables from Buyer. For sake of clarity, the granting of any credit is at the sole discretion of Nokian Tyres and subject to a separate

decision made by Nokian Tyres.

6. TRANSFER OF RISK AND TITLE

6.1. Products delivered shall remain, to the extent permitted by applicable law, the property of Nokian Tyres until the Buyer has paid the price of the Products and the value added or similar taxes related to the respective Products. The Buyer shall give Nokian Tyres all necessary assistance in taking any measures to protect Nokian Tyres' title to the Products.

6.2. Until the title to the Products passes to the Buyer in accordance with Section 5.1 above, the Buyer shall store the Products at no costs to Nokian Tyres separately from all other products in its possession and mark the Products so that they are clearly identified as Nokian Tyres' property.

6.3. Notwithstanding the fact that the Products remain the property of Nokian Tyres, the Buyer may sell or use the Products in the ordinary course of the Buyer's business at full market value for the account of Nokian Tyres. Any such sale or use shall be a sale or use of Nokian Tyres' property by the Buyer and the Buyer shall act as the principal when making such sales or dealings. Until the title to the Products passes from Nokian Tyres to the Buyer, the entire proceeds from the sale or other dealings of the Products shall be

held in trust for Nokian Tyres and shall not be mixed with other money or paid into any overdrawn bank account of the Buyer and shall be at all times identified as Nokian Tyres' money. Also, until the title to the Products passes from Nokian Tyres to the Buyer, the Buyer shall assign its outstanding claims arising from the resale of the Products to Nokian Tyres as a security for Nokian Tyres' claims.

6.4. Until the title to the Products passes from Nokian Tyres to the Buyer, the Buyer shall upon Nokian Tyres' request return the delivered and unsold Products to Nokian Tyres. If the Buyer fails to do so, Nokian Tyres may enter upon any premises owned or occupied or controlled by the Buyer where the Products are supposed to be situated and repossess the Products. Upon such repossession, the rights of the Buyer under the Agreement with respect to the Products in question shall terminate.

6.5. The Buyer shall not pledge any of the Products which are still owned by Nokian Tyres. Without prejudice to any other rights of Nokian Tyres, if the Buyer does so, all sums whatsoever owed by the Buyer to Nokian Tyres shall become immediately due and payable.

6.6. The Buyer shall insure and keep insured the Products to their full market value against all risks to the reasonable satisfaction of Nokian Tyres until the date when the title to the Products

passes from Nokian Tyres to the Buyer, and shall whenever requested by Nokian Tyres produce a copy of the respective insurance policy. Without prejudice to the other rights of Nokian Tyres, if the Buyer fails to do so, all sums whatsoever owed by the Buyer to Nokian Tyres shall become immediately due and payable.

6.7. Notwithstanding the fact that the title to the Products shall remain with Nokian Tyres in accordance with the above provisions, the risk of damage or loss of the Products shall pass to the Buyer at the following times: (a) in the case the Products are to be delivered at Nokian Tyres's premises, at the time when Nokian Tyres notifies the Buyer that the Products are available for collection; or (b) in the case the Products are to be delivered otherwise than at Nokian Tyres's premises, at the time determined in the applicable delivery term.

7. WARRANTIES

7.1. Nokian Tyres' warranty terms concerning the Products are set out in Nokian Heavy Tyres' limited warranty terms valid at the time of the delivery. EXCEPT AS SET FORTH IN SUCH WARRANTY TERMS, THERE ARE NO OTHER EXPRESS OR IMPLIED WARRANTIES, INCLUDING BUT NOT LIMITED TO ANY IMPLIED WARRANTIES OF MERCHANTABILITY OR FITNESS FOR A PARTICULAR PURPOSE. To the maximum extent permitted by the applicable law, Nokian Tyres

shall have no other obligations or liabilities with respect to any possible defect or deficiency in the Products delivered hereunder than as set forth in the above-mentioned warranty terms.

8. LIABILITY AND CLAIMS

8.1. To the extent permitted by the applicable law, under no circumstances shall Nokian Tyres' liability under this Agreement exceed the invoice price of any Products with respect to which a claim is made.

8.2. Under no circumstances shall Nokian Tyres be liable under this Agreement for any indirect or consequential damage or loss, including without limitation any increased costs or expenses, or loss of profit, business, contracts, revenues or anticipated savings.

8.3. When Nokian Tyres has expressly agreed with the Buyer on the return of any of the delivered Products to Nokian Tyres, the Buyer assumes full responsibility for ensuring that the Products are placed in Nokian Tyres' possession. Nokian Tyres shall not accept any liability for any loss of any Products in transit.

8.4. The Buyer acknowledges and agrees to that any data generated by Nokian Tyres' digital services regarding the use of Products can be used in processing of claims made by the Buyer towards Nokian Tyres.

9. SPECIFICATIONS AND INTELLECTUAL PROPERTY RIGHTS

9.1. The weights, dimensions, capacities, prices, performance ratings and other data included in catalogues, prospectuses, circulars, advertisements and price lists and other similar information regarding the Products, as expressed in Nokian Tyres' general product information, constitute an approximate guide. This data shall not be binding on Nokian Tyres, save to the extent that it is by reference expressly included in the Agreement.

9.2. No right or license is granted under the Agreement to the Buyer under any patent, trademark, copyright, registered design or other Intellectual Property Rights, except for the right to use or resell the Products.

9.3. All Products sold in retail packaging may be resold by the Buyer only in the packaging supplied by Nokian Tyres and in no case may any trademark other than those applied by Nokian Tyres be marked on or applied in relation to the Products.

10. CONFIDENTIALITY

10.1. The Buyer undertakes to keep confidential all terms and conditions of the Agreement and its appendices, as well as all information given on

Nokian Tyres' or its business partners' operations, products and services and any information regarded as trade secrets of Nokian Tyres. The Buyer shall not (and shall secure that its directors, agents and employees shall not) be entitled at any time without prior written consent of Nokian Tyres to disclose Nokian Tyres' confidential information to any third party or to use it whether directly or indirectly for other purposes than in accordance with the Agreement. The obligation of confidentiality shall survive the termination of the Agreement and remain in force for five (5) years thereafter.

10.2. The Section 10.1 shall not apply to any information which (i) the receiving Party can prove to have been in its possession at the date of receipt or (ii) which is or becomes public knowledge otherwise than through a breach of an obligation of confidentiality.

11. INTEGRITY AND CODE OF CONDUCT

11.1. The Nokian Tyres' Code of Conduct applies to the business relationship between the parties (available at Nokian Tyres' webpages). The Buyer agrees to comply with the principles set out therein, as amended from time to time. 11.2. The Buyer further warrants that the Buyer or any individuals or entities acting for or on behalf of the Buyer have not violated any applicable laws and regulations related to anti-trust and

competition, anti-corruption or money laundering and warrants that applicable anti-trust and competition, anti-corruption or money laundering laws and regulations are complied with in all its activities.

12. DATA PRIVACY

12.1. As a part of the cooperation under the Agreement, Nokian Tyres may collect and processes personal data about the representatives of the Buyer. Nokian Tyres processes the personal data in accordance with applicable data protection legislation. More information about for what purposes and how personal data is collected and processed by Nokian Tyres is available in Nokian Tyres' Privacy Statement, which is available at <https://www.nokiantyres.com/privacy-statement/>.

12.2. Unless otherwise agreed, the cooperation under the Agreement does not include any processing of personal data by one party on behalf of the other party, or any sharing or disclosure of personal data, and the parties agree that each party is independently responsible for complying with applicable data protection legislation with regard to the personal data they may process.

12.3. If the cooperation under the Agreement would include disclosing personal data from one party to another, but no party processes personal

data on behalf of the other party, the original controller of the personal data shall be responsible for ensuring that there is a legal basis for such disclosure.

13. TRADE RESTRICTIONS AND IMPORT/EXPORT CONTROLS

13.1. The Buyer warrants that it will comply in all respects with any Trade Restrictions for every Product delivered to the Buyer. The Buyer also assures that other individuals or entities acting for or on behalf of the Buyer comply with the Trade Restrictions.

13.2. The Buyer warrants that neither it nor any other Buyer belonging to same group of companies, nor any owner, beneficial owner, member of their board of directors nor any of their managing director nor any other director, employee, agent or representative or of any member of the group is currently a Restricted Person or have ever been a Restricted Person. The Buyer undertakes to inform Nokian Tyres without delay if any person or Buyer mentioned above shall become subject to a Trade Restriction.

13.3. Accordingly, the Buyer undertakes:

a) to obtain, at its own expense, any licenses, shipping documents and authorizations or

approvals to export or import the Products as may be required; and

b) not to advertise, market, promote, sell, lease or otherwise transfer the purchased Products to Restricted Person or to restricted countries/areas subject to Trade Restriction; and

c) not to advertise, market, promote, sell, lease or otherwise transfer the purchased Products for the purpose of using them in restricted sectors, insofar as the transfer is restricted according to a Trade Restriction and insofar as a license or approval has not been obtained; and

d) to comply with any applicable Trade Restrictions with regard to issuance of payments and finance associated with the Products.

13.4. The Buyer shall indemnify Nokian Tyres and hold Nokian Tyres harmless from and against any damages, liabilities or costs resulting from the Buyer's violation or alleged violation of the Trade Restrictions.

13.5. Nokian Tyres retains the right to cancel or delay delivery of any Product at any time without penalty or liability of any nature, as, at the sole discretion of Nokian Tyres, required with respect to a Trade Restrictions. The delivery may be delayed until a license, approval or similar is granted or for the duration of the restriction. If

purchased Products are transferred in violation of the Trade Restrictions, Nokian Tyres shall not be obligated to provide any warranty for the Products transferred.

13.6. Nokian Tyres is, at their sole discretion, also entitled to terminate the Agreement with immediate effect without penalty or liability of any nature if a delivery of any Product or any other performance of either Party under the Agreement may result in violation of any Trade Restriction.

13.7. Nokian Tyres shall be entitled to audit the Buyer's compliance with obligations relating to these matters. The Buyer shall supply on request all necessary information to verify compliance.

13.8. As a customer of Nokian Tyres, the Buyer may have been required to provide certain information of the Buyer to Nokian Tyres in accordance with Nokian Tyres' client onboarding process before the signing of this Agreement. The Buyer undertakes to inform Nokian Tyres immediately if there are any changes to the information provided as part of Nokian Tyres' customer onboarding process.

14. TERM AND TERMINATION

14.1. The Agreement shall be in full force and effect (i) until Parties' obligations under the

Agreement have been fulfilled or (ii) in case of a continuous agreement until terminated by either party for any reason with at least three (3) months prior written notice. Termination of a continuous Agreement in accordance with this section 14.1 shall not relieve neither Party from any obligations related to orders accepted before termination.

14.2. The Agreement may be terminated with immediate effect by the non-defaulting Party with a written notice to the other Party in the event that (a) the other Party commits a material breach of the Agreement and fails to remedy such breach (if capable of being remedied) within thirty (30) days after having been notified thereof in writing; or (b) the other Party commits an act of bankruptcy, is placed in liquidation or becomes otherwise incapable of fulfilling its financial obligations under the Agreement, or should it become apparent that any of the above occurrences shall take place.

14.3. Furthermore, the Agreement may be terminated with immediate effect with a written notice by Nokian Tyres to the Buyer in the event that (a) there is a direct or indirect change of ownership or control or other substantial change in the management, staff or the business operations of the Buyer which may adversely affect achieving the purpose of the Agreement; (b) Buyer violates any of its obligations under sections 9, 10, 11, 12 or 13; or (c) the Buyer enters

into an agreement with a third party or engages itself in any activity which prejudices the confidentiality of Nokian Tyres' confidential material or information.

14.4. Upon termination of the Agreement due to the Buyer's breach, Nokian Tyres shall have the right to do one or more of the following: (a) revoke any express or implied authority to sell, resell, use or consume any Products whose title has not passed to the Buyer and re-sell such Products; (b) suspend any deliveries to be made under any agreement with the Buyer; and/or (c) make claim against the Buyer for the price of the unpaid Products and/ or damages.

15. OTHER TERMS

15.1. In case of conflict, the Agreement shall take precedence over these General Terms of Delivery, and these General Terms of Delivery shall take precedence over any other appendices of the Agreement.

15.2. The Agreement constitutes the entire agreement between the parties with respect to the subject matter and supersedes all other prior agreements and understandings, both written and oral, between the parties with respect to the subject matter.

15.3. Neither Party shall be liable to the other Party for any delay or non-performance of its

obligations under the Agreement in the event and to the extent that such delay or non-performance is due to an Force Majeure Event.

15.4. The Agreement and these General Terms of Delivery shall be construed and enforced in accordance with the laws of Finland, excluding its choice of law provisions and Convention on Contracts for the International Sale of Goods (CISG). Any dispute, controversy or claim arising out of or relating to the Agreement, or the breach, termination or validity thereof, shall be finally settled in arbitration by one (1) arbitrator in accordance with the Arbitration Rules of the Central Chamber of Commerce of Finland. The arbitration shall be conducted in Helsinki.