



# TECHNICAL MANUAL

UPDATED: 2026-05-26

NOKIAN HEAVY TYRES

**nokian**<sup>®</sup>  
**TYRES**

# TABLE OF CONTENTS

<b>FORESTRY</b>	<b>4</b>	<b>COUNTRY KING G2</b>	<b>50</b>
FOREST KING F2	5	CT	52
FOREST KING TRS 2	7	ELS	54
FOREST KING TRS 2+	9	FLOAT KING VF	56
FOREST KING TRS L-2	11	<b>UNDERGROUND MINING</b>	<b>58</b>
NORDMAN FOREST ELS L-2	13	ARMOR GARD 2 MINE	59
NORDMAN FOREST F	15	MINE KING E-4	61
NORDMAN FOREST TRS L-2	17	MINE KING L-5S	63
FOREST KING TRS LS-2	19	MINE L-3S	65
LOGGER KING LS-2	21	NORDMAN MINE E-4	67
LOGGER KING LS-2 EXTREME	23	<b>PORTS AND TERMINALS</b>	<b>69</b>
FOREST KING T	25	HTS G2 E-4	70
TR FOREST 2	27	HTS G2 L-4S	72
TR MULTIPLUS	29	HTS G2 L-5S	74
TRACTOR KING	31	ARMOR GARD	76
<b>AGRICULTURAL AND CONTRACTING</b>	<b>33</b>	RTG	78
TR MULTIPLUS	34	HTS TUGGER	80
GROUND KING	36	ARMOR GARD 2	82
HAKKAPELIITTA TRI	38	<b>EARTHMOVING AND ROAD MAINTENANCE</b>	<b>84</b>
SOIL KING VF	41	GROUND KING LOADER	85
TRI 2	43	HAKKAPELIITTA LOADER	87
TRI STEEL	46		
COUNTRY KING	48		

LOADER GRIP	89	E-TRUCK STEER 17.5	125
LOADER GRIP 2	91	E-TRUCK STEER 19.5	127
GROUND KARE	93	R-TRUCK STEER	129
GROUND KARE SEMI-SLICK	95	HAKKAPELIITTA TRUCK D	131
ARMOR GARD 2	97	HAKKAPELIITTA TRUCK D2	133
EXCAVATOR	99	HAKKAPELIITTA TRUCK E2	135
<b>ALL TERRAIN TRUCKS AND MILITARY VEHICLES</b>	<b>101</b>	HAKKA TRUCK DRIVE	138
MPT AGILE	102	HAKKA TRUCK DRIVE 2	141
MPT AGILE 2	104	E-TRUCK DRIVE	143
<b>TRUCKS AND BUSES</b>	<b>106</b>	E-TRUCK DRIVE 17.5	146
HAKKAPELIITTA CITY BUS	107	E-TRUCK DRIVE 19.5	148
HAKKAPELIITTA TRUCK F2	110	R-TRUCK DRIVE	150
HAKKA CITY BUS	113	HAKKAPELIITTA TRUCK T	152
HAKKA TRUCK COACH	115	HAKKA TRUCK 844+	154
HAKKA TRUCK STEER	117	HAKKA TRUCK TRAILER	156
HAKKA TRUCK STEER 2	120	HAKKA TRUCK TRAILER 2	158
E-TRUCK STEER	122	E-TRUCK TRAILER	160
		R-TRUCK TRAILER	164

# FORESTRY TIRES

## FORWARDER AND HARVESTER



**5**  
Nokian Tyres  
Forest King F2



**17**  
Nokian Tyres  
Nordman  
Forest TRS L-2



**7**  
Nokian Tyres  
Forest King  
TRS 2



**9**  
Nokian Tyres  
Forest King  
TRS 2+



**11**  
Nokian Tyres  
Forest King  
TRS L-2



**13**  
Nokian Tyres  
Nordman  
Forest ELS L-2



**15**  
Nokian Tyres  
Nordman  
Forest F

## SKIDDER AND FELLER BUNCHER



**19**  
Nokian Tyres  
Forest King  
TRS LS-2



**21**  
Nokian Tyres  
Logger King  
LS-2



**23**  
Nokian Tyres  
Logger King  
LS-2 Extreme

## TRACTOR



**25**  
Nokian Tyres  
Forest King T



**27**  
Nokian Tyres  
TR Forest 2



**29**  
Nokian Tyres  
TR Multiplus



**31**  
Nokian Tyres  
Tractor King

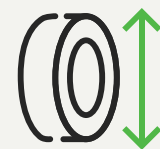
# NOKIAN TYRES FOREST KING F2

## TRACK TIRE FOR HARVESTERS AND FORWARDERS

- Protective tread design with strong shoulders gives excellent functionality in track and chain use.
- Strong diagonal structure with steel fortification gives excellent puncture protection. More protective compound in tread and especially in shoulder.
- High load-bearing capacity and comprehensive selection of sizes fills the needs of existing forest machinery – from smallest to heaviest.



2026-05-26



### AVAILABLE SIZES

- 600/50-22.5 - T445619
- 710/40-22.5 - T445608
- 710/40-24.5 - T445572
- 800/40-24.5 - T445717
- 600/55-26.5 - T445573
- 710/45-26.5 - T445589
- 710/45-26.5 - T445571
- 710/55-26.5 - T445800
- 750/55-26.5 - T445574
- 800/40-26.5 - T445603
- 710/55-28.5 - T445570
- 780/50-28.5 - T445537
- 780/55-30.5 - T445846

# NOKIAN TYRES FOREST KING F2

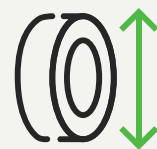
## ALL SIZES

Product code	Size	LI/SS	Ply rating	Reinforced code	TL/TT	Rim	Permitted rims	Width (in)	Diameter (in)	Loaded static radius (in)	Rolling circumference (in)	Pressure (psi)	Max. inflation pressure (psi)	Tread depth (1/32 in)	Tread code	Tube product code	Load capacity for forestry service (lt), lb	Load capacity for road, lb		
																	Speed (mph)	Speed (mph)		
																		5	12	17.5
T445619	600/50-22.5	159A8 (167A2)	20	SF	TT	AG20.00		23.8	45.9	21.2	139.5	73	80	38	LS-2	T55089	12015	11860	10320	9645
T445608	710/40-22.5	161A8 (168A2)	20	SF	TT	AG24.00		27.9	45.9	21.1	139.8	73	80	38	LS-2	T55092	12345	12545	10915	10195
T445572	710/40-24.5	163A8 (170A2)	20	SF	TT	AG24.00		27.5	48.4	22.4	147.2	73	80	44	LS-2	T545448	13230	13215	11495	10750
T445717	800/40-24.5	169A8 (176A2)	20	SF	TT	AG28.00		30.9	49.2	22.4	149.4	73	80	44	LS-2	T545448	15655	15730	13680	12785
T445573	600/55-26.5	165A8 (172A2)	20	SF	TT	AG20.00		23.7	52.8	24.3	160.3	73	80	44	LS-2	T55098	13890	13965	12145	11355
T445589	710/45-26.5	173A8 (180A2)	24	SF	TT	AG24.00		27.9	53	24.4	160.8	87	87	44	LS-2	T55099	17635	17625	15335	14330
T445571	710/45-26.5	168A8 (175A2)	20	SF	TT	AG24.00		27.8	53	24.5	160.8	73	80	44	LS-2	T55099	15210	15190	13205	12345
T445800	710/55-26.5	179A8 (186A2)	24	SF	TT	AG24.00	AG22.00	27.4	59.3	27	179.5	87	87	44	LS-2	T55102	20945	21020	18285	17085
T445574	750/55-26.5	182A8 (189A2)	24	SF	TT	AG24.00		30.3	58	26.5	176.6	87	87	44	LS-2	T55102	23370	23050	20050	18740
T445603	800/40-26.5	170A8 (177A2)	20	SF	TT	AG28.00		31.8	52.7	24.4	160.8	73	80	44	LS-2	T545312	16095	16270	14155	13230
T445570	710/55-28.5	180A8 (187A2)	24	SF	TT	AG24.00		28.3	59.6	27.4	181.8	87	87	44	LS-2	T545543	21495	21695	18870	17635
T445537	780/50-28.5	182A8 (190A2)	24	SF	TT	AG26.00		30.8	59.6	27.4	181.8	87	87	44	LS-2	T545543	23370	23050	20050	18740
T445846	780/55-30.5	187A8 (195A2)	24	SF	TT	AG26.00		30.7	64.2	29.3	195.8	87	87	44		T55891	26785	26445	23005	21495

# NOKIAN TYRES FOREST KING TRS 2

## TRACTION TIRE FOR HARVESTERS AND FORWARDERS

- Aggressive tread design, square shape, sharp shoulders and high tread depth provide superb traction and lateral grip.
- Wide lug ends, lifted groove bottom in shoulder and considered pitch length give good performance in track and chain use.
- Strong diagonal structure with steel fortification gives excellent puncture protection. More protective compound on shoulders.



## AVAILABLE SIZES

- 600/50-22.5 - T445618
- 710/40-22.5 - T445607
- 600/50-24.5 - T445639
- 710/40-24.5 - T445568
- 800/40-24.5 - T445718
- 600/55-26.5 - T445567
- 710/45-26.5 - T445566
- 710/45-26.5 - T445640
- 710/55-26.5 - T445801
- 750/55-26.5 - T445602
- 800/40-26.5 - T445594
- 710/55-28.5 - T445612
- 780/50-28.5 - T445581

# NOKIAN TYRES FOREST KING TRS 2

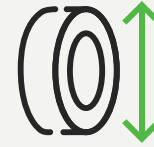
## ALL SIZES

Product code	Size	LI/SS	Ply rating	Reinforced code	TL/TT	Rim	Permitted rims	Width (in)	Diameter (in)	Loaded static radius (in)	Rolling circumference (in)	Pressure (psi)	Max. inflation pressure (psi)	Tread depth (1/32 in)	Tread code	Tube product code	Load capacity for forestry service (lt), lb	Load capacity for road, lb		
																	Speed (mph)	Speed (mph)		
																		5	12	17.5
T445618	600/50-22.5	159A8 (167A2)	20	SF	TT	AG20.00		23.5	46	21	139.8	73	80	53	LS-2	T55089	12015	11860	10320	9645
T445607	710/40-22.5	161A8 (168A2)	20	SF	TT	AG24.00		27.8	46.1	21.1	140.5	73	80	53	LS-2	T55092	12345	12545	10915	10195
T445639	600/50-24.5	164A8 (171A2)	20	SF	TT	AG20.00	AG22.00	23.7	48.4	22.3	147.2	80	80	60	LS-2	T545447	12345	12205	10615	9920
T445568	710/40-24.5	163A8 (170A2)	20	SF	TT	AG24.00		27.3	48.5	22.4	147.9	73	80	60	LS-2	T545448	13230	13215	11495	10750
T445718	800/40-24.5	169A8 (176A2)	20	SF	TT	AG28.00		30.9	49.3	22.3	149.9	73	80	60	LS-2	T545448	15655	15730	13680	12785
T445567	600/55-26.5	165A8 (172A2)	20	SF	TT	AG20.00		23.5	53	24.4	161.3	73	80	60	LS-2	T55098	13890	13965	12145	11355
T445566	710/45-26.5	168A8 (175A2)	20	SF	TT	AG24.00		27.7	52.9	24.3	161.5	73	80	60	LS-2	T55099	15210	15190	13205	12345
T445640	710/45-26.5	173A8 (180A2)	24	SF	TT	AG24.00		27.6	53	24.3	162	87	87	60	LS-2	T55099	17635	17625	15335	14330
T445801	710/55-26.5	179A8 (186A2)	24	SF	TT	AG24.00	AG22.00	27.4	59.2	27.1	179	87	87	62	LS-2	T55102	20945	21020	18285	17085
T445602	750/55-26.5	182A8 (189A2)	24	SF	TT	AG24.00		29.7	58.1	26.5	177.1	87	87	62	LS-2	T55102	23370	23050	20050	18740
T445594	800/40-26.5	170A8 (177A2)	20	SF	TT	AG28.00		31.4	52.9	24.4	161.3	73	80	60	LS-2	T545312	16095	16270	14155	13230
T445612	710/55-28.5	180A8 (187A2)	24	SF	TT	AG24.00		28	59.6	27.3	181.8	87	87	62	LS-2	T545543	21495	21695	18870	17635
T445581	780/50-28.5	182A8 (190A2)	24	SF	TT	AG26.00		30.8	59.6	27.2	181.5	87	87	62	LS-2	T545543	23370	23050	20050	18740

# NOKIAN TYRES FOREST KING TRS 2+

## TRACTION TIRE FOR 6WD HARVESTERS AND FORWARDERS

- Aggressive tread design, square shape, sharp shoulders and high tread depth provide superb traction and lateral grip
- Special tread design with extra wing bars give excellent support, traction and protection in chain and wheel track use
- Strong 24PR diagonal structure with steel fortification gives excellent puncture protection and impressive stability



### AVAILABLE SIZES

- 600/65-34 - T445714
- 710/70-34 - T445716
- 710/55-34 - T445715

# NOKIAN TYRES FOREST KING TRS 2+

## ALL SIZES

Product code	Size	LI/SS	Ply rating	Reinforced code	TL/TT	Rim	Permitted rims	Width (in)	Diameter (in)	Loaded static radius (in)	Rolling circumference (in)	Pressure (psi)	Max. inflation pressure (psi)	Tread depth (1/32 in)	Tread code	Tube product code	Load capacity for forestry service (lt), lb	Load capacity for road, lb				
																	Speed (mph)	Speed (mph)				
																		5	5	12	17.5	25
T445714	600/65-34	169A8 (176A2)	24	SF	TT	DW20B		24.2	64.5	29.3	195.4	58	58	63	LS-2	T55394	15655	19180	15730	13680	12785	11640
T445715	710/55-34	173A8 (180A2)	24	SF	TT	DW24B	DW23B	28.1	64.3	29.1	195.2	58	58	63	LS-2	T55394	17635	21495	17625	15335	14330	13040
T445716	710/70-34	181A8 (188A2)	24	SF	TT	DW23B	DW24B, DW25B	29.3	72.2	32.3	218.7	58	58	67	LS-2	T55892	22045	27280	22375	19465	18190	16555

# NOKIAN TYRES FOREST KING TRS L-2

## RELIABLE GRIP AND TRACTION

- Wide and high pattern lugs for good mobility and operating comfort
- Optimised lug angle and sharp tire shoulders providing excellent lateral grip
- Steel protection against punctures



2026-05-26



## AVAILABLE SIZES

- 650/60-26.5 - T445395

# NOKIAN TYRES FOREST KING TRS L-2

## ALL SIZES

Product code	Size	LI/SS	Ply rating	Reinforced code	TL/TT	Rim	Width (in)	Diameter (in)	Loaded static radius (in)	Rolling circumference (in)	Pressure (psi)	Max. inflation pressure (psi)	Tread depth (1/32 in)	Tread code	Tube product code	Load capacity for forestry service (lt, lb)	Load capacity for road, lb		
																Speed (mph)	Speed (mph)		
																5	12	17.5	25
T445395	650/60-26.5	172A8 (179A2)	20	SF	TT	AG20.00	25.8	58.2	26.6	175.9	73	80	63	L-2	T55102	17085	17085	14860	13890

# NOKIAN TYRES NORDMAN FOREST ELS L-2

## COST-EFFICIENT REPLACEMENT TIRE FOR HARVESTERS AND FORWARDERS

- Strong and reliable diagonal structure with steel fortification gives excellent puncture protection in demanding forestry conditions.
- The existing tracks designed for Forest King ELS L-2 are applicable to Nordman Forest ELS L-2, making it a perfect option as a replacement tire.
- The design of the tire provides good performance in track and chain use.



## AVAILABLE SIZES

- 600/50-22.5 - T445623

# NOKIAN TYRES NORDMAN FOREST ELS L-2

## ALL SIZES

Product code	Size	LI/SS	Ply rating	Reinforced code	TL/TT	Rim	Width (in)	Diameter (in)	Loaded static radius (in)	Rolling circumference (in)	Pressure (psi)	Max. inflation pressure (psi)	Tread depth (1/32 in)	Tread code	Tube product code	Load capacity for forestry service (lt), lb	Load capacity for road, lb		
																Speed (mph)	Speed (mph)		
																5	12	17.5	25
T445623	600/50-22.5	149A8 (156A2)	16	SF	TT	AG20.00	23.9	45.8	21.4	139.5	46	58	40	LS-2	T55089	8820	8820	7670	7165

# NOKIAN TYRES NORDMAN FOREST F

## COST-EFFICIENT REPLACEMENT TIRE FOR HARVESTERS AND FORWARDERS

- Strong and reliable diagonal structure with steel fortification gives excellent puncture protection in demanding forestry conditions.
- The design of the tire provides good performance in track and chain use.



### AVAILABLE SIZES

- 710/40-22.5 - T445625
- 710/40-24.5 - T445599
- 600/55-26.5 - T445598
- 710/45-26.5 - T445565
- 750/55-26.5 - T445597

# NOKIAN TYRES NORDMAN FOREST F

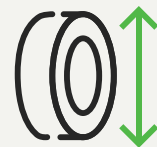
## ALL SIZES

Product code	Size	LI/SS	Ply rating	Reinforced code	TL/TT	Rim	Width (in)	Diameter (in)	Loaded static radius (in)	Rolling circumference (in)	Pressure (psi)	Max. inflation pressure (psi)	Tread depth (1/32 in)	Tread code	Tube product code	Load capacity for forestry service (lt, lb)			
																Speed (mph)			
																5	12	17.5	25
T445625	710/40-22.5	151A8 (158A2)	16	SF	TT	AG24.00	27.6	45.8	21.2	139.5	46	58	35	LS-2	T55092	9370	9360	8135	7605
T445599	710/40-24.5	163A8 (170A2)	20	SF	TT	AG24.00	27.8	48.1	22.6	146.8	73	80	37	LS-2	T545448	13230	13215	11495	10750
T445598	600/55-26.5	165A8 (172A2)	20	SF	TT	AG20.00	24.2	52.7	24.6	160	73	80	40	LS-2	T55098	13890	13965	12145	11355
T445565	710/45-26.5	168A8 (175A2)	20	SF	TT	AG24.00	28	53	24.5	159.3	73	80	38	LS-2	T55099	15210	15190	13205	12345
T445597	750/55-26.5	177A8 (184A2)	20	SF	TT	AG24.00	30	58.1	26.8	175.9	73	80	40	LS-2	T55102	19840	19800	17220	16095

# NOKIAN TYRES NORDMAN FOREST TRS L-2

## COST-EFFICIENT REPLACEMENT TIRE FOR HARVESTERS AND FORWARDERS

- Strong and reliable diagonal structure with steel fortification gives excellent puncture protection in demanding forestry conditions.
- The existing tracks designed for Forest King TRS L-2 are applicable to Nordman Forest TRS L-2, making it a perfect option as a replacement tire.
- Good terrain mobility due to aggressive tread design with high tread depth.



## AVAILABLE SIZES

- 600/50-22.5 - T445622
- 710/40-22.5 - T445624
- 600/55-26.5 - T445527
- 710/45-26.5 - T445541
- 750/55-26.5 - T445528
- 600/65-34 - T445475
- 700/55-34 - T445476
- 700/70-34 - T445596



# NOKIAN TYRES NORDMAN FOREST TRS L-2

## ALL SIZES

Product code	Size	LI/SS	Ply rating	Reinforced code	TL/TT	Rim	Permitted rims	Width (in)	Diameter (in)	Loaded static radius (in)	Rolling circumference (in)	Pressure (psi)	Max. inflation pressure (psi)	Tread depth (1/32 in)	Tread code	Tube product code	Load capacity for forestry service (lt, lb)	Load capacity for road, lb		
																	Speed (mph)	Speed (mph)		
																		5	12	17.5
T445622	600/50-22.5	149A8 (156A2)	16	SF	TT	AG20.00		23.8	46	21.5	139.5	46	58	53	LS-2	T55089	8820	8820	7670	7165
T445624	710/40-22.5	151A8 (158A2)	16	SF	TT	AG24.00		27.8	46	21.2	139.3	46	58	53	LS-2	T55092	9370	9360	8135	7605
T445527	600/55-26.5	165A8 (172A2)	20	SF	TT	AG20.00		24.1	53	24.3	160	73	80	60	LS-2	T55098	13890	13965	12145	11355
T445541	710/45-26.5	168A8 (175A2)	20	SF	TT	AG24.00		28	53	23.9	160.5	73	80	60	LS-2	T55099	15210	15190	13205	12345
T445528	750/55-26.5	177A8 (184A2)	20	SF	TT	AG24.00		29.6	58.3	26.5	175.6	73	80	63	LS-2	T55102	19840	19800	17220	16095
T445475	600/65-34	163A8 (170A2)	20	SF	TT	DW20B		24.2	64.7	29.7	195.4	46	52	64	LS-2	T55394	13230	13215	11495	10750
T445476	700/55-34	166A8 (173A2)	20	SF	TT	DW24B	DW23B	27.9	64.3	29.6	194.4	46	52	64	LS-2	T55394	14330	14375	12500	11685
T445596	700/70-34	173A8 (180A2)	20	SF	TT	DW20B	DW23B, DW24B	28.5	72.8	33.1	218.2	46	52	67	LS-2	T55892	17635	17625	15335	14330

# NOKIAN TYRES FOREST KING TRS LS-2

A FORESTRY AND EARTHMOVING MACHINE TRACTION TIRE WITH A STRONG TRACTION BAR AND EXCELLENT GRIP. WELLCLEANING, OPEN-CENTRE TREAD DESIGN. DURABLE SPECIAL RUBBER COMPOUND AND EFFICIENT STEEL FORTIFICATION

- Tires for log skidders, wide tread with high traction lugs
- Special cut and crack resistant compound
- Steel fortification against punctures



## AVAILABLE SIZES

- 28L-26 - T445516



# NOKIAN TYRES FOREST KING TRS LS-2

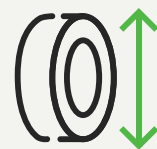
## ALL SIZES

Product code	Size	LI/SS	Ply rating	Reinforced code	TL/TT	Rim	Width (in)	Diameter (in)	Loaded static radius (in)	Rolling circumference (in)	Pressure (psi)	Max. inflation pressure (psi)	Tread depth (1/32 in)	Tread code	Tube product code	Load capacity for log skidder drive wheel for cable and grapple skidders forestry service, lb	Load capacity for log skidder drive wheel (other than on cable or grapple skidder) transport service, lb								
																Speed (mph)	Speed (mph)								
T445516	28L-26	173A6 (185A2)	26	SF	TL	DW25B	29.2	64.6	29.4	194.7	49	58	67	LS-2	T55101	20285	5	10	15	17.5	25	17195	15765	14330	12895

# NOKIAN TYRES LOGGER KING LS-2

## FORESTRY TIRE FOR FULL-TREE MACHINES, SUCH AS SKIDDERS AND WHEELED FELLER BUNCHERS

- Strong diagonal carcass with steel fortification layers covering the whole tread area and shoulders. Very thick layer of CCR rubber on top of steel fortification.
- More straight tread profile enables very wide contact to surface. Wide, open and aggressive tread design with “shovel” lug shape gives great traction and self-cleaning.
- In extreme versions there are added layers of carcass material and extra layers of steel in tread that give more load-bearing capacity and ultimate puncture resistance.



## AVAILABLE SIZES

- 23.1-26 - T445616
- 24.5-32 - T445614
- 28L-26 - T445615
- 30.5L-32 - T445621

# NOKIAN TYRES LOGGER KING LS-2

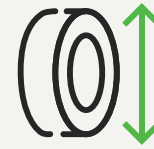
## ALL SIZES

Product code	Size	LI/SS	Ply rating	Reinforced code	TL/TT	Rim	Width (in)	Diameter (in)	Loaded static radius (in)	Rolling circumference (in)	Pressure (psi)	Max. inflation pressure (psi)	Tread depth (1/32 in)	Tread code	Tube product code	Load capacity for log skidder drive wheel for cable and grapple skidders forestry service, lb	Load capacity for log skidder drive wheel (other than on cable or grapple skidder) transport service, lb			
																Speed (mph)	Speed (mph)			
																5	10	15	17.5	25
T445616	23.1-26	160A6 (156A8)	16	SF	TL	DW20B	23.8	63.9	29.5	192.2	41	41	68	LS-2	T55102	13890	11905	10915	9920	8930
T445615	28L-26	165A6 (161A8)	20	SF	TL	DW25B	28.3	64.8	29.7	194.7	41	41	73	LS-2	T55101	15985	13670	12565	11355	10250
T445614	24.5-32	169A6 (167A8)	20	SF	TL	DH21	25.1	72	33.3	217.2	41	45	73	LS-2	T55393	18080	15430	14220	12895	11575
T445621	30.5L-32	170A6 (167A8)	20	SF	TL	DH27	30.4	72.6	33.6	218.2	35	35	84	LS-2	T55388	18520	15875	14550	13230	11905

# NOKIAN TYRES LOGGER KING LS-2 EXTREME

## TIRE FOR FULL-TREE MACHINES, I. A. SKIDDERS AND WHEELED FELLER BUNCHERS

- Strong diagonal carcass with steel fortification layers covering the whole tread area and shoulders. Very thick layer of CCR rubber on top of steel fortification.
- More straight tread profile enables very wide contact to surface. Wide, open and aggressive tread design with “shovel” lug shape gives great traction and self-cleaning.
- In extreme versions there are added layers of carcass material and extra layers of steel in tread that give more load-bearing capacity and ultimate puncture resistance.



### AVAILABLE SIZES

- 30.5L-32 - T445613
- 35.5L-32 - T445620



# NOKIAN TYRES LOGGER KING LS-2 EXTREME

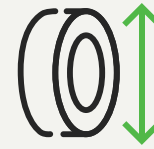
## ALL SIZES

Product code	Size	LI/SS	Ply rating	Reinforced code	TL/TT	Rim	Width (in)	Diameter (in)	Loaded static radius (in)	Rolling circumference (in)	Pressure (psi)	Max. inflation pressure (psi)	Tread depth (1/32 in)	Tread code	Tube product code	Load capacity for log skidder drive wheel for cable and grapple skidders forestry service, lb	Load capacity for log skidder drive wheel (other than on cable or grapple skidder) transport service, lb				
																Speed (mph)	Speed (mph)				
																5	5	10	15	17.5	25
T445613	30.5L-32	176A6 (172A8)	26	SF	TL	DH27	30.6	72.5	33.4	218.4	45	45	84	LS-2	T55388	22045	18850		17305	15655	14110
T445620	35.5L-32	183A6 (180A8)	26	SF	TL	DH31	36	79.1	36.2	238.7	41	41	84	LS-2	T55879	27005	23150	21275	19290	17305	

# NOKIAN TYRES FOREST KING T

FOR TRACTORS AND SKIDDERS USED IN FORESTRY, FOREST CLEARANCE OR ROAD CONSTRUCTION

- Strong and wide lugs enable good traction and tolerate high tractive forces.
- Steel fortifications together with strong diagonal construction give excellent puncture resistance.
- Stiff diagonal construction enables better stability.



## AVAILABLE SIZES

- 500/70-28 - T445335
- 540/70-30 - T445314
- 650/75-38 - T445313



# NOKIAN TYRES FOREST KING T

## ALL SIZES

Product code	Size	LI/SS	Reinforced code	TL/TT	Rim	Permitted rims	Width (in)	Diameter (in)	Loaded static radius (in)	Rolling circumference (in)	SRI	Pressure (psi)	Max. inflation pressure (psi)	Tread depth (1/32 in)	Tread code	Tube product code	Load capacity for forestry service (lt, lb)	Load capacity for road, lb				
																		Speed (mph)				
																		5	12	17.5	25	30
T445335	500/70-28	146A8	SF	TT	DW16L		20.1	55.2	25.6	167	675	35	41	62	LS-2	T545229	8045	9920	8135	7075	6615	6020
T445314	540/70-30	152A8 (149B)	SF	TT	DW16L	DW18B	21	59.8	27.8	177.4	725	35	41	63	LS-2	T55371	9645	11740	9625	8380	7825	7120
T445313	650/75-38	168A8 (165B)	SF	TT	DW20B	DW23B	25.5	77	35.4	231.9	925	35	41	67	LS-2	T55893	15210	18520	15190	13205	12345	11235

# NOKIAN TYRES TR FOREST 2

FOR SMALL AND MEDIUM SIZE  
TRACTORS USED IN VERSATILE TASKS  
F.EX IN FORESTRY

- Cut and crack resistant compound together with strong cross-ply construction to tolerate rough conditions.
- Stiff diagonal construction enables great stability.
- Tractive tread design with good self-cleaning properties.



## AVAILABLE SIZES

- 320/85-24 - T445784
- 340/85-24 - T445780
- 380/85-24 - T445778
- 340/85-28 - T445785
- 380/85-28 - T445790
- 420/85-28 - T445789
- 420/85-30 - T445786
- 420/85-34 - T445779
- 460/85-34 - T445777
- 420/85-38 - T445793
- 460/85-38 - T445788
- 520/85-38 - T445787

# NOKIAN TYRES TR FOREST 2

## ALL SIZES

Product code	Size	Equivalent size	LI/SS	Ply rating	TL/TT	Rim	Permitted rims	Width (in)	Diameter (in)	Loaded static radius (in)	Rolling circumference (in)	SRI	Pressure (psi)	Max. inflation pressure (psi)	Tread depth (1/32 in)	Tread code	Load capacity for tractor, lb					
																	Speed (mph)					
																	15	17.5	22.5	25	27.5	30
T445784	320/85-24	12.4-24	130A8 (127B)	16	TL	DW11	DW10	12.8	46.2	20.8	139.1	550	41	41	45	R-1	4650	4485	4310	4190	4025	3815
T445780	340/85-24	13.6-24	134A8 (131B)	16	TL	DW12	DW11	13.7	48.1	21.7	145	575	41	41	48	R-1	5190	5005	4815	4675	4485	4255
T445778	380/85-24	14.9-24	140A8 (137B)	16	TL	DW13	DW13L, DW11, DW12	15.4	49.8	22.3	150.1	600	41	41	53	R-1	6120	5895	5675	5510	5290	5015
T445785	340/85-28	13.6-28	136A8 (133B)	16	TL	DW12	DW11	13.9	51.5	23.3	155.4	625	41	41	53	R-1	5480	5280	5080	4940	4740	4495
T445790	380/85-28	14.9-28	142A8 (139B)	16	TL	DW13	DW13L, DW11, DW12	15.4	53.5	24.1	161.7	650	41	41	53	R-1	6480	6250	6020	5840	5610	5315
T445789	420/85-28	16.9-28	148A8 (145B)	16	TL	DW15L	DW14L, DW13L, DW13	17.1	56	25.2	169.7	675	41	41	58	R-1	7705	7430	7155	6945	6670	6315
T445786	420/85-30	16.9-30	149A8 (146B)	16	TL	DW15L	DW14L, DW13L, DW13	16.9	58.7	26.3	176.5	700	41	41	59	R-1	7960	7670	7385	7165	6880	6525
T445779	420/85-34	16.9-34	151A8 (148B)	16	TL	DW15L	DW14L, DW13L, DW13	16.9	62.1	27.8	186.8	750	41	41	59	R-1	8445	8135	7835	7605	7295	6925
T445777	460/85-34	18.4-34	155A8 (152B)	16	TL	DW16L	DW15L	18.3	64.5	29.8	194.9	775	41	41	63	R-1	9480	9140	8795	8545	8200	7770
T445793	420/85-38	16.9-38	152A8 (149B)	16	TL	DW15L	DW14L, DW13L, DW13	17	65.9	29.9	200	800	41	41	63	R-1	8685	8380	8060	7825	7520	7120
T445788	460/85-38	18.4-38	157A8 (154B)	16	TL	DW16L	DW15L	18.5	68.5	30.9	207.4	825	41	41	67	R-1	10095	9735	9370	9095	8730	8280
T445787	520/85-38	20.8-38	164A8 (160B)	16	TL	DW18L	DW16L	21.1	72.1	32.2	217.5	875	41	41	68	R-1	12235	11795	11355	11025	10580	10030

# NOKIAN TYRES TR MULTIPLUS

**FOR TRACTORS USED IN VERSATILE CONDITIONS LIKE FORESTRY, AGRICULTURAL WORK AND ROAD TRANSPORTS**

- Radial construction forms wide footprint together with deep and open tread design, enabling excellent traction properties.
- Radial construction enables durability and good driving properties in road transports.
- Strengthened sidewalls enable use in conditions where punctures and cuts are possible, such as stony fields or forests.



## AVAILABLE SIZES

- 500/65R24 - T445410
- 500/65R28 - T445411
- 540/65R28 - T445412
- 600/65R34 - T445413
- 600/65R38 - T445414
- 650/65R38 - T445415



# NOKIAN TYRES TR MULTIPLUS

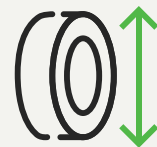
## ALL SIZES

Product code	Size	LI/SS	Reinforced code	TL/TT	Rim	Permitted rims	Width (in)	Diameter (in)	Loaded static radius (in)	Rolling circumference (in)	SRI	Pressure (psi)	Max. inflation pressure (psi)	Tread depth (1/32 in)	Tread code	Tube product code	Load capacity for tractor, lb					
																	Speed (mph)					
																	15	17.5	22.5	25	27.5	30
T445410	500/65R24	142A8 (139B)	SB	TL	DW15L	DW16L, W16L, W15L, W14L, DW13L, W13	19.3	48.9	22.6	147	600	35	46	60	R-1		6480	6250	6020	5840	5610	5370
T445411	500/65R28	144A8 (141B)	SB	TL	DW15L	DW16L, W16L, W15L, W14L, W13	19.3	52.8	24.5	159.6	650	35	46	60	R-1	T55097	6855	6605	6360	6175	5930	5670
T445412	540/65R28	149A8 (146B)	SB	TL	DW16	W15L, W16L, DW18L, W18L, DW16L	20.6	55.5	25.7	167.5	675	35	46	64	R-1	T545229	7960	7670	7385	7165	6880	6590
T445413	600/65R34	157A8 (154B)	SB	TL	DW18L	W16L, W18L, DW20B, DW16L	23	64.6	29.5	194.1	775	35	46	66	R-1	T55395	10095	9735	9370	9095	8730	8280
T445414	600/65R38	159A8 (156B)	SB	TL	DW18L	W16L, W18L, DW20B, DW16L	23	68.6	31.9	208.3	825	35	46	66	R-1		10705	10320	9930	9645	9260	8770
T445415	650/65R38	164A8 (160B)	SB	TL	DW20B	DW18	25.2	71.2	33	215.9	875	35	46	67	R-1	T545322	11925	11495	11065	10750	10320	9780

# NOKIAN TYRES TRACTOR KING

## VERSATILE HEAVY-DUTY RADIAL TRACTION TIRE FOR DEMANDING OFF-ROAD APPLICATIONS AND HIGH-SPEED ROAD TRANSITS

- Strong steel belted radial carcass strengthened with forest tread compound. 400 kPa max pressure enabling high load carrying capacity and stability.
- Wide tread and radically increased amount of tractive edges for supreme traction.
- Innovative tread design with even ground contact resulting in comfortable drive. Durability up to 65 km/h speeds.



### AVAILABLE SIZES

- 480/65R28 - T445806
- 500/65R28 - T445673
- 540/65R28 - T445674
- 600/60R28 - T445675
- 600/65R28 - T445851
- 540/65R30 - T445676
- 540/70R30 - T445677
- 600/70R30 - T445678
- 620/75R30 - T445679
- 600/65R34 - T445680
- 600/70R34 - T445681
- 600/65R38 - T445682
- 650/65R38 - T445683
- 650/75R38 - T445684
- 650/85R38 - T445685
- 710/70R38 - T445741
- 800/70R38 - T445852
- 650/65R42 - T445740
- 710/70R42 - T445686
- 710/75R42 - T445687

# NOKIAN TYRES TRACTOR KING

## ALL SIZES

Product code	Size	LI/SS	Reinforced code	TL/TT	Rim	Permitted rims	Width (in)	Diameter (in)	Loaded static radius (in)	Rolling circumference (in)	SRI	Pressure (psi)	Max. inflation pressure (psi)	Tread depth (1/32 in)	Tread code	Load capacity for tractor, lb					
																Speed (mph)					
																25	27.5	30	35	37.5	40
T445806	480/65R28	148D	SB	TL	DW15L	DW16L, DW14L, DW18L	19.2	53.5	24.8	161.5	650	46	58	60	R-1W	7605	7430	7295	7155	7045	6945
T445673	500/65R28	150D	SB	TL	DW16L	DW15L, DW18L	19.4	53.5	24.8	161.5	650	46	58	60	R-1W	8090	7905	7760	7605	7495	7385
T445674	540/65R28	154D	SB	TL	DW18L	DW16L	21.3	55.5	25.6	167.2	675	46	58	60	R-1W	9050	8850	8685	8520	8390	8265
T445675	600/60R28	157D	SB	TL	DW18L	DW20B	23	56	24.3	167.5	675	46	58	62	R-1W	9955	9735	9545	9370	9225	9095
T445851	600/65R28	160D	SB	TL	DW20B	DW18L	23.9	59.1	27.2	178.3	700	46	58	63	R-1W	10870	10615	10415	10220	10075	9920
T445676	540/65R30	155D	SB	TL	DW18L	DW16L	21.1	57.6	26.7	174.3	700	46	58	62	R-1W	9360	9140	8975	8795	8675	8545
T445677	540/70R30	159D	SB	TL	DW18L	DW16L	21.4	59.3	27.3	178.7	725	46	58	63	R-1W	10560	10320	10130	9930	9790	9645
T445678	600/70R30	165D	SB	TL	DW18L	DW20B	22.8	63.1	28.7	190	750	46	58	64	R-1W	12435	12145	11925	11695	11520	11355
T445679	620/75R30	169D	SB	TL	DW20B		24.6	66.5	30.3	200.7	800	46	58	66	R-1	14000	13680	13425	13175	12975	12785
T445680	600/65R34	163D	SB	TL	DW18L	DW20B	22.9	64.6	29.7	195.3	775	46	58	66	R-1W	11775	11495	11290	11065	10915	10750
T445681	600/70R34	167D	SB	TL	DW18L	DW20B	23	67	30.5	202.3	800	46	58	66	R-1W	13160	12855	12620	12380	12190	12015
T445682	600/65R38	165D	SB	TL	DW18L	DW20B	22.8	68.7	31.7	208	825	46	58	67	R-1W	12435	12145	11925	11695	11520	11355
T445683	650/65R38	169D	SB	TL	DW20B		24.9	71.3	32.7	215.7	875	46	58	67	R-1W	14000	13680	13425	13175	12975	12785
T445684	650/75R38	175D	SB	TL	DW20B	DW23B, DW21B	25.4	76.5	34.6	232	925	46	58	69	R-1W	16655	16280	15975	15665	15445	15210
T445685	650/85R38	178D	SB	TL	DW20B	DW23B, DW21B	25.3	81.3	37	246.9	975	46	58	69	R-1	18110	17690	17360	17030	16790	16535
T445741	710/70R38	177D	SB	TL	DW23B	DW25B	28.2	77	35	233.1	925	46	58	69	R-1W	17625	17220	16900	16580	16335	16095
T445852	800/70R38	183D	SB	TL	DW27B	DW25B	32.5	82	37.4	248	975	46	58	71	R-1	21120	20645	20260	19875	19575	19290
T445740	650/65R42	170D	SB	TL	DW20B	DW21B, DW23B	24.9	75.3	34.7	228.3	925	46	58	69	R-1W	14485	14155	13890	13625	13425	13230
T445686	710/70R42	179D	SB	TL	DW23B	DW25B	28.2	81.1	37.1	245.5	975	46	58	71	R-1W	18705	18285	17945	17605	17340	17085
T445687	710/75R42	181D	SB	TL	DW23B	DW25B	28.2	83.9	38.3	254.3	1000	46	58	72	R-1W	19920	19465	19105	18740	18465	18190

# AGRICULTURAL AND CONTRACTING TIRES

## TRACTOR



**34**  
**Nokian Tyres  
TR Multiplus**



**36**  
**Nokian Tyres  
Ground King**



**38**  
**Nokian Tyres  
Hakkapeliitta  
TRI**



**41**  
**Nokian Tyres  
Soil King VF**



**43**  
**Nokian Tyres  
TRI 2**



**46**  
**Nokian Tyres  
TRI Steel**

## TRAILER



**48**  
**Nokian Tyres  
Country King**



**50**  
**Nokian Tyres  
Country King  
G2**



**52**  
**Nokian Tyres  
CT**



**54**  
**Nokian Tyres  
ELS**



**56**  
**Nokian Tyres  
Float King VF**

## WHEEL LOADER

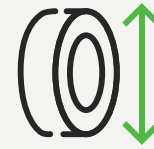


**38**  
**Nokian Tyres  
Hakkapeliitta  
TRI**

# NOKIAN TYRES TR MULTIPLUS

FOR TRACTORS USED IN VERSATILE CONDITIONS LIKE FORESTRY, AGRICULTURAL WORK AND ROAD TRANSPORTS

- Radial construction forms wide footprint together with deep and open tread design, enabling excellent traction properties.
- Radial construction enables durability and good driving properties in road transports.
- Strengthened sidewalls enable use in conditions where punctures and cuts are possible, such as stony fields or forests.



## AVAILABLE SIZES

- 500/65R24 - T445410
- 500/65R28 - T445411
- 540/65R28 - T445412
- 600/65R34 - T445413
- 600/65R38 - T445414
- 650/65R38 - T445415



# NOKIAN TYRES TR MULTIPLUS

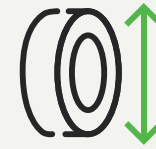
## ALL SIZES

Product code	Size	LI/SS	Reinforced code	TL/TT	Rim	Permitted rims	Width (in)	Diameter (in)	Loaded static radius (in)	Rolling circumference (in)	SRI	Pressure (psi)	Max. inflation pressure (psi)	Tread depth (1/32 in)	Tread code	Tube product code	Load capacity for tractor, lb					
																	Speed (mph)					
																	15	17.5	22.5	25	27.5	30
T445410	500/65R24	142A8 (139B)	SB	TL	DW15L	DW16L, W16L, W15L, W14L, DW13L, W13	19.3	48.9	22.6	147	600	35	46	60	R-1		6480	6250	6020	5840	5610	5370
T445411	500/65R28	144A8 (141B)	SB	TL	DW15L	DW16L, W16L, W15L, W14L, W13	19.3	52.8	24.5	159.6	650	35	46	60	R-1	T55097	6855	6605	6360	6175	5930	5620
T445412	540/65R28	149A8 (146B)	SB	TL	DW16	W15L, W16L, DW18L, W18L, DW16L	20.6	55.5	25.7	167.5	675	35	46	64	R-1	T545229	7960	7670	7385	7165	6880	6520
T445413	600/65R34	157A8 (154B)	SB	TL	DW18L	W16L, W18L, DW20B, DW16L	23	64.6	29.5	194.1	775	35	46	66	R-1	T55395	10095	9735	9370	9095	8730	8280
T445414	600/65R38	159A8 (156B)	SB	TL	DW18L	W16L, W18L, DW20B, DW16L	23	68.6	31.9	208.3	825	35	46	66	R-1		10705	10320	9930	9645	9260	8770
T445415	650/65R38	164A8 (160B)	SB	TL	DW20B	DW18	25.2	71.2	33	215.9	875	35	46	67	R-1	T545322	11925	11495	11065	10750	10320	9780

# NOKIAN TYRES GROUND KING

## CROSSOVER TIRE FOR MIXED AGRICULTURAL WORK

- Advanced alternative for the lug pattern traction tire that combines the features and benefits of two pattern types.
- Solid performance on fields and roads with traction, multi-directional grip and continuous contact.
- Supports the versatile use of implements with stability, high strength and load capacity.



## AVAILABLE SIZES

- 420/70R28 - T445733
- 480/65R28 - T445764
- 480/70R28 - T445735
- 540/65R28 - T445737
- 600/65R28 - T445762
- 600/70R28 - T445763
- 540/65R30 - T445728
- 600/70R30 - T445726
- 600/65R34 - T445729
- 600/70R34 - T445730
- 650/65R34 - T445731
- 520/70R38 - T445732
- 580/70R38 - T445734
- 600/65R38 - T445765
- 650/65R38 - T445738
- 650/85R38 - T445743
- 710/70R38 - T445744
- 650/65R42 - T445727
- 710/70R42 - T445725
- 710/75R42 - T445722

# NOKIAN TYRES GROUND KING

## ALL SIZES

Product code	Size	LI/SS	Reinforced code	TL/TT	Rim	Permitted rims	Width (in)	Diameter (in)	Loaded static radius (in)	Rolling circumference (in)	SRI	Pressure (psi)	Max. inflation pressure (psi)	Tread depth (1/32 in)	Tread code	M+S	Load capacity for tractor, lb					
																	Speed (mph)					
																	27.5	30	35	37.5	40	42.5
T445733	420/70R28	144D (141E)	SB	TL	DW13	DW14L, DW12	16.1	53.2	24.4	161.5	650	46	46	58	R-1W	Yes	6605	6480	6360	6260	6175	5620
T445764	480/65R28	148D (145E)	SB	TL	DW15L	DW14L	18.7	53.1	24.3	161.1	650	46	46	57	R-1W	Yes	7430	7295	7155	7045	6945	6315
T445735	480/70R28	151D (148E)	SB	TL	DW15L	DW16L, DW14L	18.5	55.5	25.3	168.1	675	46	46	60	R-1W	Yes	8135	7990	7835	7715	7605	6925
T445737	540/65R28	154D (151E)	SB	TL	DW18L	DW16L	21.1	55.2	25.1	167.1	675	46	46	63	R-1W	Yes	8850	8685	8520	8390	8265	7530
T445762	600/65R28	160D (156E)	SB	TL	DW20B	DW18L	23.6	59.3	26.9	179.7	700	46	46	69	R-1W	Yes	10615	10415	10220	10075	9920	9030
T445763	600/70R28	164D (160E)	SB	TL	DW20B	DW18L	23.7	61.5	27.9	187.2	725	46	46	69	R-1W	Yes	11795	11575	11355	11190	11025	10030
T445728	540/65R30	155D (152E)	SB	TL	DW18L	DW16L	21.1	58.1	26.7	175.2	700	46	46	63	R-1W	Yes	9140	8975	8795	8675	8545	7770
T445726	600/70R30	165D (161E)	SB	TL	DW20B	DW18L	23.6	62.5	28.1	189.8	750	46	46	69	R-1W	Yes	12145	11925	11695	11520	11355	10330
T445729	600/65R34	163D (159E)	SB	TL	DW20B	DW18L	23.6	64.7	29.6	197.5	775	46	46	69	R-1W	Yes	11495	11290	11065	10915	10750	9780
T445730	600/70R34	167D (163E)	SB	TL	DW20B	DW18L	23.4	67	30.4	203.5	800	46	46	69	R-1W	Yes	12855	12620	12380	12190	12015	10935
T445731	650/65R34	167D (164E)	SB	TL	DW20B		24.9	66.9	30.3	203.7	825	46	46	69	R-1W	Yes	12855	12620	12380	12190	12015	10935
T445732	520/70R38	160D (157E)	SB	TL	DW16L	DW18L, DW15L	20.3	69	31.6	210.3	825	46	46	69	R-1W	Yes	10615	10415	10220	10075	9920	9030
T445734	580/70R38	166D (163E)	SB	TL	DW18L		22.7	72	32.9	219.4	875	46	46	71	R-1W	Yes	12500	12270	12035	11860	11685	10635
T445765	600/65R38	165D (161E)	SB	TL	DW20B	DW18L	23.7	68.7	31.4	209.5	825	46	46	69	R-1W	Yes	12145	11925	11695	11520	11355	10330
T445738	650/65R38	169D (166E)	SB	TL	DW20B		25	71.7	32.6	218.1	875	46	46	74	R-1W	Yes	13680	13425	13175	12975	12785	11640
T445743	650/85R38	178D (175E)	SB	TL	DW20B	DW21B, DW23B	25.4	81.5	36.7	246.9	975	46	46	79	R-1W	Yes	17690	17360	17030	16790	16535	15045
T445744	710/70R38	177D (174E)	SB	TL	DW23B	DW25B	27.8	76.9	34.8	233.6	925	46	46	78	R-1W	Yes	17220	16900	16580	16335	16095	14650
T445727	650/65R42	170D (167E)	SB	TL	DW20B		25	75.3	34.3	228.8	925	46	46	74	R-1W	Yes	14155	13890	13625	13425	13230	12035
T445725	710/70R42	179D (175E)	SB	TL	DW23B		27.8	81.1	36.7	245.9	975	46	46	78	R-1W	Yes	18285	17945	17605	17340	17085	15555
T445722	710/75R42	181D (178E)	SB	TL	DW23B		27.7	83.9	38	255	1000	46	46	78	R-1W	Yes	19465	19105	18740	18465	18190	16555

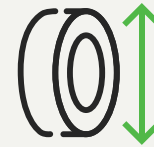
# NOKIAN TYRES HAKKAPELIITTA TRI

## A M+S BLOCK PATTERNED TIRE WITH SUPERIOR WINTER GRIP FOR YEAR- ROUND WORK IN BUILT ENVIRONMENTS

- Safety and effectivity with siped M+S block pattern and all-season grip compound.
- High level comfort due to low noise and vibration design.
- Use economy in year round use with long service life tread compound and energy efficiency.



2026-05-26



## AVAILABLE SIZES

- 250/75R16 - T845540
- 250/80R16 - T845541
- 340/80R18 - T445665
- 400/60R18 - T445667
- 400/70R18 - T445832
- 360/70R20 - T445756
- 360/80R20 - T445666
- 400/70R20 - T445636
- 300/80R24 - T445757
- 340/80R24 - T445753
- 360/80R24 - T445587
- 400/80R24 - T445582
- 420/65R24 - T445586
- 440/80R24 - T445634
- 460/70R24 - T445669
- 500/70R24 - T445671
- 540/70R24 - T445672
- 360/80R28 - T445752
- 400/80R28 - T445584
- 440/80R28 - T445563
- 540/65R28 - T445772
- 440/80R30 - T445758
- 480/80R30 - T445754
- 540/65R30 - T445609
- 540/65R30 - T445736
- 600/70R30 - T445848
- 440/80R34 - T445588
- 480/80R34 - T445583
- 600/70R34 - T445700
- 480/80R38 - T445585
- 540/80R38 - T445564
- 650/65R38 - T445773
- 650/65R42 - T445595
- 710/70R42 - T445847

# NOKIAN TYRES HAKKAPELIITTA TRI

## ALL SIZES FOR TRACTOR

Product code	Size	Equivalent size	LI/SS	Reinforced code	TL/TT	Rim	Permitted rims	Width (in)	Diameter (in)	Loaded static radius (in)	Rolling circumference (in)	SRI	Pressure (psi)	Max. inflation pressure (psi)	Tread depth (1/32 in)	Tread code	M+S	Load capacity for constant load, lb					
																		Speed (mph)					
																		25	27.5	30	35	37.5	40
T845540	250/75R16		120G		TL	8	W7, 7, 7J, W8, 8J, W9, 9, 9J	10.2	30.8	14.3	94.1	370	65	65	20	R-4	Yes	3680	3585	3450	3360	3295	3195
T845541	250/80R16	7.5R16	119G		TL	8	W7, 7, 7J, W8, 8J, W9, 9, 9J	10.8	32.2	14.8	98.2	390	65	65	21	R-4	Yes	3935	3825	3695	3595	3515	3415
T445667	400/60R18		148A8 (143D)	SB	TL	13		15.7	37.4	16.8	113	450	73	73	33	R-4	Yes	6910	6725	6495	6305	6185	6010
T445756	360/70R20		136A8 (131D)	SB	TL	W11	10, W10, 12, W12	13.5	40.5	18.3	122.5	475	46	46	30	R-4	Yes	4950	4815	4640	4520	4430	4300
T445757	300/80R24	11.2R24	133A8 (128D)	SB	TL	DW10	W9, W10, W11, DW11	11.9	42.4	19.4	128.3	525	46	46	30	R-4	Yes	4565	4440	4290	4165	4090	3970
T445753	340/80R24	12.4R24	140A8 (135D)	SB	TL	DW11	DW10, DW12	13.1	44.8	20.4	135.6	550	46	46	30	R-4	Yes	5525	5380	5190	5050	4950	4805
T445587	360/80R24	13.6R24	143A8 (138D)	SB	TL	DW11	DW10, DW12, DW13	14.1	46.7	21.4	141.7	575	46	46	30	R-4	Yes	6160	5995	5785	5620	5525	5355
T445582	400/80R24	14.9R24	149A8 (144D)	SB	TL	DW13	DW12, DW14L	15.7	49.1	22.3	148.4	600	46	46	31	R-4	Yes	7100	6910	6670	6480	6360	6175
T445634	440/80R24	16.9R24	154A8 (149D)	SB	TL	DW14L	DW15L	17.1	50.9	23	154.4	625	46	46	33	R-4	Yes	8245	8025	7740	7530	7385	7165
T445752	360/80R28	13.6R28	146A8 (142D)	SB	TL	DW11	DW12, DW13	13.7	51.6	23.4	157.4	625	46	46	30	R-4	Yes	6525	6360	6130	5965	5840	5675
T445584	400/80R28	14.9R28	151A8 (146D)	SB	TL	DW13	DW12, DW14L	15.7	53.2	24.3	161.5	650	46	46	31	R-4	Yes	7795	7595	7320	7120	6980	6780
T445563	440/80R28	16.9R28	156A8 (151D)	SB	TL	DW14L	DW15L, DW16L	17.3	55.7	25.2	168.7	675	46	46	33	R-4	Yes	9005	8765	8455	8225	8060	7825
T445772	540/65R28		160A8 (155D)	SB	TL	DW18L	DW16L	21.1	55	25	167	675	46	46	35	R-4	Yes	9820	9570	9225	8975	8795	8545
T445758	440/80R30	16.9R30	157A8 (153D)	SB	TL	DW14L	DW15L, W16L	17.1	57.3	25.9	174.3	700	46	46	33	R-4	Yes	9260	9015	8685	8455	8290	8045
T445754	480/80R30	18.4R30	162A8 (157D)	SB	TL	DW15L	DW16L, DW18L	18.3	60.5	27.2	183.9	725	46	46	34	R-4	Yes	10460	10185	9820	9545	9370	9095
T445609	540/65R30		161A8 (156D)	SB	TL	DW18L	DW16L	20.9	57.6	26.2	174.4	700	46	46	35	R-4	Yes	10140	9875	9525	9260	9085	8820
T445736	540/65R30		171A8 (166D)	SB	TL	DW18L	DW16L	21	57.5	26.3	174.9	700	65	65	35	R-4	Yes	13435	13085	12620	12270	12035	11685
T445848	600/70R30		171A8 (166D)	SB	TL	DW20B	DW18L	23.7	62.2	27.9	187.9	750	46	46	38	R-4	Yes	13435	13085	12620	12270	12035	11685
T445588	440/80R34	16.9R34	159A8 (155D)	SB	TL	DW14L	DW15L, DW16L	17.4	61.8	28.3	187.5	750	46	46	33	R-4	Yes	9820	9570	9225	8975	8795	8545
T445583	480/80R34	18.4R34	164A8 (159D)	SB	TL	DW15L	DW16L, DW18L	19	64.2	29.3	195.4	775	46	46	34	R-4	Yes	11090	10805	10415	10130	9930	9645
T445700	600/70R34		172A8 (168D)	SB	TL	DW20B	DW18L	23.3	66	29.7	200.9	800	46	46	35	R-4	Yes	14200	13825	13340	12965	12720	12345
T445585	480/80R38	18.4R38	166A8 (161D)	SB	TL	DW15L	DW16L, DW18L	18.8	68.2	31.2	208	825	46	46	34	R-4	Yes	11730	11420	11010	10705	10505	10195
T445564	540/80R38		172A8 (167D)	SB	TL	DW18L	DW16L	21.9	72.2	32.8	219.1	875	46	46	34	R-4	Yes	14200	13825	13340	12965	12720	12345
T445773	650/65R38		175A8 (170D)	SB	TL	DW20B	DW21B, DW23B	24.6	71.7	32.5	218.7	875	46	46	39	R-4	Yes	15210	14815	14285	13890	13625	13230
T445595	650/65R42		176A8 (171D)	SB	TL	DW20B	DW18L	24.7	75.3	34.3	229.8	925	46	46	39	R-4	Yes	15600	15190	14640	14240	13965	13560
T445847	710/70R42		185A8 (180D)	SB	TL	DW23B	DW25B	27.7	81.3	33.7	246.1	975	46	46	44	R-4	Yes	20285	19755	19050	18520	18165	17635

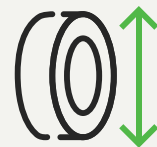
## ALL SIZES FOR WHEEL LOADER

Product code	Size	Equivalent size	LI/SS	Reinforced code	TL/TT	Rim	Permitted rims	Width (in)	Diameter (in)	Loaded static radius (in)	Rolling circumference (in)	SRI	Pressure (psi)	Max. inflation pressure (psi)	Tread depth (1/32 in)	Tread code	Tube product code	M+S	Load capacity for constant load, lb					
																			Speed (mph)					
																			25	27.5	30	35	37.5	40
T445665	340/80R18	12.5R18	143A8 (138D)	SB	TL	11	W11, 10, W10, 12, W12	12.9	39.4	17.8	119.3	475	58	58	30	R-4		Yes	5985	5830	5620	5465	5355	5205
T445832	400/70R18	16.0/70R18	147A8 (143D)	SB	TL	13	W13, 12, W12	15.7	40.1	18	120.8	475	58	58	33	R-4		Yes	6910	6725	6495	6305	6185	6010
T445666	360/80R20	13.6R20	148A8 (143D)	SB	TL	11	W11, 10, W10, 12, W12	14.2	43	19.4	130.4	525	58	58	30	R-4		Yes	6910	6725	6495	6305	6185	6010
T445636	400/70R20	16.0/70R20	149A8 (144D)	SB	TL	13		15.5	42.2	19.1	127.2	500	58	58	33	R-4		Yes	7100	6910	6670	6480	6360	6175
T445586	420/65R24		151A8 (146D)	SB	TL	DW13	DW12, DW14L, DW15L	15.8	45.6	20.5	137.3	550	58	58	31	R-4	T55112	Yes	7605	7410	7145	6945	6810	6615
T445669	460/70R24	17.5LR24	166A8 (161D)	SB	TL	DW14L	DW15L	18.1	49.4	21.9	149.3	600	73	73	38	R-4	T55112	Yes	11730	11420	11010	10705	10505	1019
T445671	500/70R24	19.5LR24	171A8 (166D)	SB	TL	DW16L	DW15L, DW18L	19.7	51.7	22.8	156.3	625	73	73	38	R-4		Yes	13435	13085	12620	12270	12035	1168
T445672	540/70R24	21LR24	175A8 (170D)	SB	TL	DW18L	DW16L	21.3	53.8	23.7	163.1	650	73	73	38	R-4		Yes	15210	14815	14285	13890	13625	1323

# NOKIAN TYRES SOIL KING VF

## ADVANCED TRACTION TIRE WITH HIGHLY EFFICIENT GROUND CONTACT FOR HIGH-POWER TRACTORS IN FARMING

- Flexforce VF construction combines strength with high flexibility to produce an effective XXL-sized ground contact
- Deep and extra wide pattern, provides big and powerful traction surface
- The center-zone pattern featuring extended and laterally supported lug tips balances behaviour and reduces loss of power on field and on road



### AVAILABLE SIZES

- VF540/65R28 - T445885
- VF600/65R28 - T445809
- VF600/70R28 - T445813
- VF540/65R30 - T445811
- VF600/60R30 - T445861
- VF600/70R30 - T445769
- VF600/70R34 - T445760
- VF650/60R34 - T445815
- VF650/65R34 - T445830
- VF710/60R34 - T445864
- VF650/65R38 - T445884
- VF650/85R38 - T445808
- VF710/70R38 - T445812
- VF650/65R42 - T445810
- VF710/60R42 - T445873
- VF710/70R42 - T445768
- VF710/75R42 - T445759

# NOKIAN TYRES SOIL KING VF

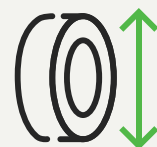
## ALL SIZES

Product code	Size	LI/SS	Reinforced code	TL/TT	Rim	Permitted rims	Width (in)	Diameter (in)	Loaded static radius (in)	Rolling circumference (in)	SRI	Pressure (psi)	Max. inflation pressure (psi)	Tread depth (1/32 in)	Tread code	Min. dual spacing (in)	Load capacity, lb					
																	Speed (mph)					
																	25	30	35	37.5	40	42.5
T445885	VF540/65R28	157D (154E)	SB	TL	DW20B	DW18L, DW16L	22	55.9	25	166.7	675	29	41	69	R-1W	28.4	9095	9095	9095	9095	9095	8280
T445809	VF600/65R28	163D (160E)	SB	TL	DW21B	DW20B, DW18L	23.8	59.6	26.5	177.8	700	29	41	69	R-1W	30.6	10750	10750	10750	10750	10750	9780
T445813	VF600/70R28	167D (164E)	SB	TL	DW21B	DW20B, DW18L	24.2	62.2	27	185.2	725	29	41	69	R-1W	31	12015	12015	12015	12015	12015	10935
T445811	VF540/65R30	158D (155E)	SB	TL	DW20B	DW18L, DW16L	22	58.6	26.2	175	700	29	41	69	R-1W	28.4	9370	9370	9370	9370	9370	8530
T445861	VF600/60R30	162D (158E)	SB	TL	DW20B	DW21B, DW18L	23.1	58.7	25.8	174.9	700	29	41	69	R-1W	29.8	10470	10470	10470	10470	10470	9535
T445769	VF600/70R30	168D (165E)	SB	TL	DW21B	DW18L, DW20B	24.2	62.9	27.4	189.6	750	29	41	69	R-1W	31.1	12345	12345	12345	12345	12345	11235
T445760	VF600/70R34	170D (167E)	SB	TL	DW21B	DW20B, DW18L	24.1	67.7	29.7	202.4	800	29	41	73	R-1W	31	13230	13230	13230	13230	13230	12035
T445815	VF650/60R34	168D (165E)	SB	TL	DW23B	DW21B, DW20B	25.9	65.6	28.9	196	775	29	41	73	R-1W	33.1	12345	12345	12345	12345	12345	11235
T445830	VF650/65R34	170D (167E)	SB	TL	DW23B	DW21B, DW20B	26	67.7	29.9	203.1	825	29	41	73	R-1W	33.2	13230	13230	13230	13230	13230	12035
T445864	VF710/60R34	173D (170E)	SB	TL	DW25B	DW24B	28	68	29.9	203.5	825	29	41	73	R-1W	35.6	14330	14330	14330	14330	14330	13040
T445884	VF650/65R38	172D (169E)	SB	TL	DW23B	DW21B, DW20B	25.9	72.2	32.4	216.9	875	29	41	74	R-1W	33.1	13890	13890	13890	13890	13890	12645
T445808	VF650/85R38	182D (179E)	SB	TL	DW23B	DW21B, DW20B	26.3	81.3	35.4	243.7	975	29	41	79	R-1W	33.6	18740	18740	18740	18740	18740	17055
T445812	VF710/70R38	181D (178E)	SB	TL	DW25B	DW24B, DW23B	28.4	77.1	33.9	231.7	925	29	41	79	R-1W	36.1	18190	18190	18190	18190	18190	16555
T445810	VF650/65R42	174D (170E)	SB	TL	DW23B	DW21B, DW20B	25.9	75.7	33.7	227.2	925	29	41	74	R-1W	33.1	14770	14770	14770	14770	14770	13435
T445873	VF710/60R42	176D (173E)	SB	TL	DW25B	DW24B, DW23B	28.2	76	33.9	228.2	925	29	41	79	R-1W	35.9	15655	15655	15655	15655	15655	14240
T445768	VF710/70R42	182D (179E)	SB	TL	DW25B	DW23B, DW24B	28.7	81.7	35.7	247	975	29	41	79	R-1W	36.5	18740	18740	18740	18740	18740	17055
T445759	VF710/75R42	184D (181E)	SB	TL	DW25B	DW23B, DW24B	28.6	84.6	37.1	253.9	1000	29	41	83	R-1W	36.3	19840	19840	19840	19840	19840	18055

# NOKIAN TYRES TRI 2

**A M+S BLOCK PATTERNED TIRE FOR  
WORK ON HARD GROUNDS AND ROADS  
IN ALL SEASONS**

- Use economy with durable long service life block pattern and energy efficiency.
- Reliable grip and comfortable handling also in varying weather conditions.
- Use of heavy implements enabled by high load capacity and strength of steel belted construction.



## AVAILABLE SIZES

- 250/75R16 - T845539
- 250/80R16 - T845495
- 340/80R18 - T445391
- 360/70R20 - T445569
- 360/80R20 - T445389
- 300/80R24 - T445419
- 340/80R24 - T445376
- 360/80R24 - T445378
- 400/80R24 - T445372
- 420/65R24 - T445392
- 440/80R24 - T445385
- 460/65R24 - T445393
- 500/70R24 - T445467
- 540/65R24 - T445420
- 320/85R28 - T445579
- 360/80R28 - T445550
- 400/80R28 - T445383
- 440/80R28 - T445337
- 480/65R28 - T445444
- 540/65R28 - T445442
- 440/80R30 - T445384
- 480/80R30 - T445386
- 540/65R30 - T445371
- 600/70R30 - T445657
- 440/80R34 - T445369
- 480/80R34 - T445370
- 600/65R34 - T445656
- 480/80R38 - T445377
- 540/80R38 - T445338
- 600/65R38 - T445445
- 650/65R38 - T445443
- 620/80R42 - T445518
- 650/65R42 - T445390
- 710/70R42 - T445655

# NOKIAN TYRES TRI 2

## ALL SIZES

Product code	Size	Equivalent size	LI/SS	Reinforced code	TL/TT	Rim	Permitted rims	Width (in)	Diameter (in)	Loaded static radius (in)	Rolling circumference (in)	SRI	Pressure (psi)	Max. inflation pressure (psi)	Tread depth (1/32 in)	Tread code	Tube product code	M+S	Load capacity for constant load, lb				
																			Speed (mph)				
																			25	27.5	30	35	37.5
T845539	250/75R16		120G	SB	TL	8	W7, 7, 7J, W8, 8J, W9, 9, 9J	10.2	30.8	14.3	94.1	370	65	65	20	R-4		Yes	3680	3585	3450	3360	3295
T845495	250/80R16	7.5R16	119G	SB	TL	8	W7, 7, 7J, W8, 8J, W9, 9, 9J	10.8	32.2	14.8	98.2	390	65	65	21	R-4		Yes	3935	3825	3695	3595	3515
T445391	340/80R18	12.5R18	143A8 (138D)	SB	TL	11	W11, 10, W10, 12, W12	13.4	39.4	17.8	118.5	475	58	58	31	R-4		Yes	5985	5830	5620	5465	5355
T445569	360/70R20		136A8 (131D)	SB	TL	11	W11, 10, W10, 12, W12	13.4	40.6	18.5	122.2	500	46	46	33	R-4		Yes	4950	4815	4640	4520	4430
T445389	360/80R20	13.6R20	147A8 (143D)	SB	TL	11	W11, 10, W11, 12, W12	14	43.1	19.5	129.4	500	58	58	33	R-4		Yes	6910	6725	6495	6305	6185
T445419	300/80R24	11.2R24	133A8 (128D)	SB	TL	DW10	W9, W10, W11, DW11	11.6	42.9	19.8	129.8	525	46	46	30	R-4		Yes	4565	4440	4290	4165	4090
T445376	340/80R24	12.4R24	140A8 (135D)	SB	TL	DW11	DW10, DW12	13	45.4	20.5	137.3	550	46	46	31	R-4		Yes	5525	5380	5190	5050	4950
T445378	360/80R24	13.6R24	143A8 (138D)	SB	TL	DW11	DW10, DW12	13.7	46.6	21.2	140.7	575	46	46	33	R-4		Yes	6160	5995	5785	5620	5525
T445372	400/80R24	14.9R24	149A8 (144D)	SB	TL	DW13	DW12, DW14L	15.6	49.1	22	148.1	600	46	46	34	R-4	T55112	Yes	7100	6910	6670	6480	6360
T445392	420/65R24		151A8 (146D)	SB	TL	DW13	DW12, DW14, DW15L	15.8	45.5	20.7	137.5	550	58	58	33	R-4	T55112	Yes	7605	7410	7145	6945	6810
T445385	440/80R24	16.9R24	154A8 (149D)	SB	TL	DW14L	DW15L	16.9	51.7	23	155.8	625	46	46	35	R-4	T55112	Yes	8245	8025	7740	7530	7385
T445393	460/65R24		156A8 (151D)	SB	TL	DW14L	DW15L, DW16L	17.3	47.4	21.3	143.5	575	58	58	35	R-4	T55112	Yes	8750	8520	8210	7990	7835
T445467	500/70R24	19.5LR24	164A8 (159D)	SB	TL	DW16L	DW15L, DW18L	20.3	51.5	23	155.8	625	58	58	35	R-4		Yes	11090	10805	10415	10130	9930
T445420	540/65R24		158A8 (154D)	SB	TL	DW18L	DW16L	21.1	51.5	22.9	156.1	625	46	46	35	R-4		Yes	9260	9015	8685	8455	8290
T445579	320/85R28	12.4R28	141A8 (136D)	SB	TL	DW10	W9, DW11, W10	12.3	49.2	22.6	149.1	600	46	46	30	R-4		Yes	5830	5675	5480	5325	5225
T445550	360/80R28	13.6R28	146A8 (142D)	SB	TL	DW11	DW12, DW13	13.9	51.3	23.4	155.4	625	46	46	33	R-4		Yes	6525	6360	6130	5965	5840
T445383	400/80R28	14.9R28	151A8 (146D)	SB	TL	DW13	DW12, DW14L	15.6	53.2	24.4	160.6	650	46	46	34	R-4		Yes	7795	7595	7320	7120	6980
T445337	440/80R28	16.9R28	156A8 (151D)	SB	TL	DW14L	DW15L, DW16L	17	55.6	25.4	168	675	46	46	35	R-4		Yes	9005	8765	8455	8225	8060
T445444	480/65R28		154A8 (149D)	SB	TL	DW15L	DW14L, DW16L	18.3	52.6	23.8	158.5	650	46	46	35	R-4	T55097	Yes	8245	8025	7740	7530	7385
T445442	540/65R28		160A8 (155D)	SB	TL	DW18L	DW16L	20.9	55.6	25.2	167.2	675	46	46	35	R-4	T545229	Yes	9820	9570	9225	8975	8795
T445384	440/80R30	16.9R30	157A8 (153D)	SB	TL	DW14L	DW15L, DW16L	16.9	57.6	26	175.1	700	46	46	35	R-4	T55371	Yes	9260	9015	8685	8455	8290
T445386	480/80R30	18.4R30	162A8 (157D)	SB	TL	DW15L	DW16L, DW18L	18.6	60.1	26.9	182.5	725	46	46	37	R-4	T55371	Yes	10460	10185	9820	9545	9370
T445371	540/65R30		161A8 (156D)	SB	TL	DW18L	DW16L	20.9	57.5	25.4	173.3	700	46	46	38	R-4	T55371	Yes	10140	9875	9525	9260	9085
T445657	600/70R30		171A8 (166D)	SB	TL	DW20B	DW18L	23.8	61.6	27.6	187.2	750	46	46	40	R-4		Yes	13435	13085	12620	12270	12035
T445369	440/80R34	16.9R34	159A8 (155D)	SB	TL	DW14L	DW15L, DW16L	16.8	61.7	28.2	187	750	46	46	35	R-4	T55391	Yes	9820	9570	9225	8975	8795
T445370	480/80R34	18.4R34	164A8 (159D)	SB	TL	DW15L	DW16L, DW18L	18.6	64.2	28.9	194.9	775	46	46	37	R-4	T55391	Yes	11090	10805	10415	10130	9930
T445656	600/65R34		169A8 (164D)	SB	TL	DW20B	DW18L	23.4	63.7	29	194.3	775	46	46	40	R-4		Yes	12675	12345	11905	11575	11355
T445377	480/80R38	18.4R38	166A8 (161D)	SB	TL	DW15L	DW16L, DW18L	18.3	68.2	31.2	206.9	825	46	46	37	R-4		Yes	11730	11420	11010	10705	10505
T445338	540/80R38	20.8R28	172A8 (167D)	SB	TL	DW18L	DW16L	21.8	71.9	32.8	217.4	875	46	46	38	R-4		Yes	14200	13825	13340	12965	12720

Product code	Size	Equivalent size	LI/SS	Reinforced code	TL/TT	Rim	Permitted rims	Width (in)	Diameter (in)	Loaded static radius (in)	Rolling circumference (in)	SRI	Pressure (psi)	Max. inflation pressure (psi)	Tread depth (1/32 in)	Tread code	Tube product code	M+S	Load capacity for constant load, lb				
																			Speed (mph)				
																			25	27.5	30	35	37.5
T445445	600/65R38		170A8 (166D)	SB	TL	DW18L	DW20B	23	68.5	31.1	208.3	825	46	46	38	R-4		Yes	13435	13085	12620	12270	12035
T445443	650/65R38		175A8 (170D)	SB	TL	DW20B	DW18L, DW23B	25	71.3	32.2	216.9	875	46	46	42	R-4		Yes	15210	14815	14285	13890	13625
T445518	620/80R42		181A8 (177D)	SB	TL	DW20B	DW23B	24.6	81.1	36.4	247.6	975	46	46	44	R-4		Yes	18510	18025	17385	16900	16580
T445390	650/65R42		176A8 (171D)	SB	TL	DW20B	DW18L, DW23B	24.3	75.3	33.4	228	925	46	46	42	R-4		Yes	15600	15190	14640	14240	13965
T445655	710/70R42		185A8 (180D)	SB	TL	DW23B		28.2	80.5	36.3	246.3	975	46	46	47	R-4		Yes	20285	19755	19050	18520	18165

# NOKIAN TYRES TRI STEEL

## PUNCTURE PROTECTION FOR SPECIAL APPLICATIONS

- A special loader tire with a puncture-resisting block pattern.
- Steel fortification for extra durability.
- Suitable for waste treatment, recycling plants and for industrial use.



2026-05-26



## AVAILABLE SIZES

- 460/65R24 - T445245
- 480/65R24 - T445222

# NOKIAN TYRES TRI STEEL

## ALL SIZES

Product code	Size	LI/SS	TL/TT	Rim	Permitted rims	Width (in)	Diameter (in)	Loaded static radius (in)	Rolling circumference (in)	SRI	Pressure (psi)	Max. inflation pressure (psi)	Tread depth (1/32 in)	Tread code	Load capacity for constant load, lb					
															Speed (mph)					
															25	27.5	30	35	37.5	40
T445245	460/65R24	156A8 (151D)	TL	DW13	W13, DW13L, W14L, DW14L, W15L, DW15L	16.8	46.6	21.5	141	575	58	58	34	R-4	8750	8520	8210	7990	7835	7605
T445222	480/65R24	151A8 (146D)	TL	DW14L	W14L, W15L, DW15L, W16L, DW16L	18.4	48.7	22.2	147.2	600	46	46	35	R-4	7605	7410	7145	6945	6810	6615

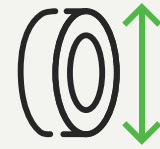
# NOKIAN TYRES COUNTRY KING

## EFFICIENT RADIAL FLOTATION TIRE FOR AGRICULTURAL TRANSPORTATIONS ON ROAD AND FIELD

- Durability and low rolling resistance due to high positive pattern ratio and special tread compound.
- Soil and crop damage prevention with large pattern contact and rounded shoulder design.
- Directional stability and controlled handling performance with high strength steel belted construction.



2026-05-26



### AVAILABLE SIZES

- 500/60R22.5 - T445453
- 560/45R22.5 - T445402
- 560/60R22.5 - T445401
- 580/65R22.5 - T445405
- 600/50R22.5 - T445441
- 650/50R22.5 - T445407
- 710/35R22.5 - T445542
- 710/45R22.5 - T445496
- 600/55R26.5 - T445653
- 620/60R26.5 - T445404
- 650/65R26.5 - T445440
- 710/50R26.5 - T445406
- 800/45R26.5 - T445600
- 650/65R30.5 - T445611
- 750/60R30.5 - T445610

# NOKIAN TYRES COUNTRY KING

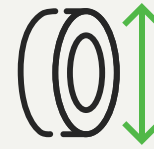
## ALL SIZES

Product code	Size	LI/SS	Reinforced code	TL/TT	Rim	Permitted rims	Width (in)	Diameter (in)	Loaded static radius (in)	Rolling circumference (in)	SRI	Pressure (psi)	Max. inflation pressure (psi)	Tread depth (1/32 in)	Tube product code	Load capacity for mixed, lb					
																Speed (mph)					
																25	27.5	30	35	37.5	40
T445453	500/60R22.5	155D	SB	TL	AG16.00		20.1	46.1	20.5	141	550	58	58	21	T55096	11620	11025	10340	9745	9140	8545
T445402	560/45R22.5	152D	SB	TL	AG16.00		21.2	42.4	18.7	129.1	525	58	58	20	T56435	10650	10095	9470	8920	8380	7825
T445401	560/60R22.5	161D	SB	TL	AG16.00	AG18.00, AG20.00	22.3	48.7	21.9	148.2	600	58	58	23	T55089	13865	13150	12335	11630	10915	10195
T445405	580/65R22.5	166D	SB	TL	AG16.00	AG18.00	23	51.1	23.1	156.6	625	58	58	24	T55089	15895	15070	14145	13315	12500	11685
T445441	600/50R22.5	159D	SB	TL	AG20.00		23.4	46.1	21	140.7	550	58	58	23	T55089	13120	12445	11675	11000	10320	9645
T445407	650/50R22.5	163D	SB	TL	AG20.00		25.4	48.6	22.2	149.2	575	58	58	23	T55089	14615	13865	13005	12260	11495	10750
T445542	710/35R22.5	157D	SB	TL	AG24.00		27.4	42.1	19.1	127.9	525	58	58	28		12370	11730	11000	10375	9735	9095
T445496	710/45R22.5	165D	SB	TL	AG24.00		27.4	47.8	21.5	145.5	575	58	58	24	T55092	15445	14650	13735	12940	12145	11355
T445653	600/55R26.5	165D	SB	TL	AG20.00		23.7	52.6	23.8	160.3	625	58	58	28	T55098	15445	14650	13735	12940	12145	11355
T445404	620/60R26.5	169D	SB	TL	AG20.00		24.9	55.2	25.2	168.9	675	58	58	25	T55098	17395	16490	15475	14575	13680	12785
T445440	650/65R26.5	174D	SB	TL	AG20.00		25.8	59.8	27.1	183.3	725	58	58	25	T55102	20085	19060	17870	16845	15805	14770
T445406	710/50R26.5	170D	SB	TL	AG24.00		29.1	55.3	25.4	169.4	650	58	58	26	T55102	18440	17495	16400	15455	14505	13560
T445600	800/45R26.5	174D	SB	TL	AG28.00	AG24.00	30.3	54.9	24.5	166.9	675	58	58	33	T55102	20085	19060	17870	16845	15805	14770
T445611	650/65R30.5	176D	SB	TL	AG20.00		25.5	63.9	29	195.6	775	58	58	33		21285	20195	18940	17845	16745	15655
T445610	750/60R30.5	181D	SB	TL	AG24.00		29.9	66.1	29.8	202.5	800	58	58	33		24735	23470	22015	20735	19465	18190

# NOKIAN TYRES COUNTRY KING G2

## PREMIUM FLOTATION TIRE FOR HIGH-PERFORMANCE AGRICULTURAL TRANSPORT

- Deep tread offers long-lasting performance and excellent value in transport use
- Dual-purpose tread pattern design delivers performance and reduces loss of power on both on-road transport and field conditions
- Large pattern contact and rounded shoulder design for advanced soil and crop damage prevention



### AVAILABLE SIZES

- 560/60R22.5 - T445876
- 600/50R22.5 - T445877
- 650/50R22.5 - T445878
- 710/45R22.5 - T445879
- VF600/55R26.5 - T445880
- VF620/60R26.5 - T445888
- VF650/55R26.5 - T445881



# NOKIAN TYRES COUNTRY KING G2

## ALL SIZES

Product code	Size	LI/SS	Reinforced code	TL/TT	Rim	Permitted rims	Width (in)	Diameter (in)	Loaded static radius (in)	Rolling circumference (in)	SRI	Pressure (psi)	Max. inflation pressure (psi)	Tread depth (1/32 in)	Load capacity for mixed, lb					
															Speed (mph)					
															25	27.5	30	35	37.5	40
T445876	560/60R22.5	161D	SB	TL	AG18.00	AG16.00, AG20.00	22	49.4	22.4	150.2	600	58	58	28	13865	13150	12335	11630	10915	10195
T445877	600/50R22.5	159D	SB	TL	AG20.00		24.1	46.1	21	140.4	550	58	58	28	13120	12445	11675	11000	10320	9645
T445878	650/50R22.5	163D	SB	TL	AG20.00		25.4	48.5	21.9	147.4	575	58	58	28	14615	13865	13005	12260	11495	10750
T445879	710/45R22.5	165D	SB	TL	AG24.00		28.9	48.1	21.7	146.6	575	58	58	28	15445	14650	13735	12940	12145	11355
T445880	VF600/55R26.5	167D	SB	TL	AG20.00		24.4	53.3	23.5	161.6	625	41	58	30	15500	14780	14055	13340	12730	12015
T445888	VF620/60R26.5	171D	SB	TL	AG20.00		24.4	56.7	24.8	171.9	650	41	58	30	17495	16680	15860	15045	14375	13560
T445881	VF650/55R26.5	171D	SB	TL	AG20.00		25.7	55.6	24.2	168.5	650	41	58	30	17495	16680	15860	15045	14375	13560

# NOKIAN TYRES CT

## EARTHMOVING GRADE RADIAL FLOTATION TIRE FOR HEAVY TRANSPORTATIONS

- Exceptional mileage provided by dense and thick heavy-duty block pattern.
- Special puncture damage resistance with three layers of steel reinforcements in the tread area.
- Stable load-bearing provided by the extra-strength multilayer construction.



### AVAILABLE SIZES

- 560/60R22.5 - T445626
- 600/50R22.5 - T445627
- 600/55R26.5 - T445782
- 650/55R26.5 - T445556
- 600/60R30.5 - T445629

# NOKIAN TYRES CT

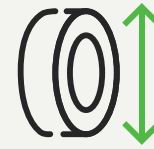
## ALL SIZES

Product code	Size	LI/SS	Reinforced code	TL/TT	Rim	Permitted rims	Width (in)	Diameter (in)	Loaded static radius (in)	Rolling circumference (in)	SRI	Pressure (psi)	Max. inflation pressure (psi)	Tread depth (1/32 in)	Tube product code	Load capacity for mixed, lb					
																Speed (mph)					
																25	27.5	30	35	37.5	40
T445626	560/60R22.5	165D	SB	TL	AG18.00	AG16.00	22	49	21.9	150	600	73	73	28	T55098	15445	14650	13735	12940	12145	11355
T445627	600/50R22.5	163D	SB	TL	AG20.00		23.5	46.2	20.8	140.7	550	73	73	28	T55089	14615	13865	13005	12260	11495	10750
T445782	600/55R26.5	173D	SB	TL	AG20.00		23.7	52.6	24.1	161.3	625	87	87	30	T55098	19490	18485	17340	16335	15335	14330
T445556	650/55R26.5	177D	SB	TL	AG20.00	AG22.00	24.9	54.7	25	167.9	725	87	87	34	T55098	21890	20755	19480	18340	17220	16095
T445629	600/60R30.5	173D	SB	TL	AG20.00		23.9	58.9	26.8	179.9	725	73	73	33	T55098	19490	18485	17340	16335	15335	14330

# NOKIAN TYRES ELS

## RADIAL TRACTION FLOTATION TIRE FOR AGRICULTURAL OPERATIONS IN CHALLENGING SOIL CONDITIONS

- Reliable grip due to open, well cleaning traction pattern.
- Soil and crop damage prevention with large pattern contact and rounded shoulder design.
- Directional stability and controlled handling performance with high strength steel belted construction.



### AVAILABLE SIZES

- 600/50R22.5 - T445292
- 600/50R22.5 - T445708
- 710/45R22.5 - T445659
- 600/55R26.5 - T445654
- 650/65R26.5 - T445465
- 700/50R26.5 - T445641
- 750/55R26.5 - T445601
- 850/50R30.5 - T445499
- 710/55R34 - T445470
- 800/50R34 - T445469
- 800/60R34 - T445500

# NOKIAN TYRES ELS

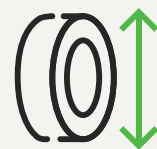
## ALL SIZES

Product code	Size	LI/SS	Reinforced code	TL/TT	Rim	Permitted rims	Width (in)	Diameter (in)	Loaded static radius (in)	Rolling circumference (in)	SRI	Pressure (psi)	Max. inflation pressure (psi)	Tread depth (1/32 in)	Tube product code	Load capacity for mixed, lb					
																Speed (mph)					
																25	27.5	30	35	37.5	40
T445292	600/50R22.5	156D		TL	AG20.00	20.00	24.6	46.1	20.9	140.3	550	52	52	24		11995	11375	10670	10055	9435	8820
T445708	600/50R22.5	159D	SB	TL	AG20.00		23.6	45.8	20.6	140	550	58	58	24	T55089	13120	12445	11675	11000	10320	9645
T445659	710/45R22.5	165D	SB	TL	AG24.00		27.2	47.4	21.2	144.8	575	58	58	25	T55092	15445	14650	13735	12940	12145	11355
T445654	600/55R26.5	165D	SB	TL	AG20.00		23.4	52.3	23.5	160.3	625	58	58	28	T55098	15445	14650	13735	12940	12145	11355
T445465	650/65R26.5	174D	SB	TL	AG20.00		25.4	59.6	26.8	181.8	725	58	58	30	T55102	20085	19060	17870	16845	15805	14770
T445641	700/50R26.5	170D	SB	TL	AG24.00	AG20.00	27	53.9	24.2	165.3	650	58	58	28	T55099	17990	17065	16005	15080	14155	13230
T445601	750/55R26.5	177D	SB	TL	AG24.00		29.1	58.8	26.4	179.3	700	58	58	30	T55102	21890	20755	19480	18340	17220	16095
T445499	850/50R30.5	182D	SB	TL	AG28.00	AG27.00, AG30.00	34.7	64	28.9	194.3	775	58	58	34		25485	24175	22675	21365	20050	18740
T445470	710/55R34	177D	SB	TL	DW24B	DW20B, DW23B	27.8	64.6	29.4	196.7	775	58	58	33	T55394	21890	20755	19480	18340	17220	16095
T445469	800/50R34	181D	SB	TL	DW25B	DW23B, DW24B, DW28B	31.1	64.5	29.2	196.4	800	58	58	33	T55394	24735	23470	22015	20735	19465	18190
T445500	800/60R34	186D	SB	TL	DW25B	DW23B, DW24B, DW28B	31.5	71.4	32	218.2	875	58	58	38		28485	27020	25340	23875	22410	20945

# NOKIAN TYRES FLOAT KING VF

## NEXT-LEVEL FLOTATION FOR HIGH-CAPACITY AGRICULTURAL TRAILERS AND TANKERS IN FARMING

- Flexforce VF construction combines strength with high flexibility to produce an effective XXL-sized ground contact
- The grip pattern works great in challenging soil conditions and on road
- The center-zone pattern with continuous contact balances behaviour and reduces loss of power on field and on road



### AVAILABLE SIZES

- VF600/55R26.5 - T445824
- VF620/60R26.5 - T445825
- VF650/55R26.5 - T445823
- VF650/65R26.5 - T445826
- VF710/50R26.5 - T445822
- VF750/60R30.5 - T445739
- VF850/50R30.5 - T445821
- VF800/60R32 - T445819
- VF710/55R34 - T445818
- VF800/50R34 - T445820



# NOKIAN TYRES FLOAT KING VF

## ALL SIZES

Product code	Size	LI/SS	Reinforced code	TL/TT	Rim	Permitted rims	Width (in)	Diameter (in)	Loaded static radius (in)	Rolling circumference (in)	SRI	Pressure (psi)	Max. inflation pressure (psi)	Tread depth (1/32 in)	Load capacity for mixed, lb					
															Speed (mph)					
															25	27.5	30	35	37.5	40
T445824	VF600/55R26.5	167D	SB	TL	AG20.00		24.1	53.3	23.4	161.6	625	41	41	33	15500	14780	14055	13340	12730	12015
T445825	VF620/60R26.5	171D	SB	TL	AG20.00		24.7	56.7	24.8	172.2	675	41	41	33	17495	16680	15860	15045	14375	13560
T445823	VF650/55R26.5	171D	SB	TL	AG20.00		25.6	55.7	24.1	168.6	650	41	41	33	17495	16680	15860	15045	14375	13560
T445826	VF650/65R26.5	176D	SB	TL	AG20.00		25.3	60.9	26.5	185	725	41	41	33	20195	19255	18310	17370	16590	15655
T445822	VF710/50R26.5	173D	SB	TL	AG24.00		29.2	55.4	24	167.8	650	41	41	33	18485	17625	16765	15905	15190	14330
T445739	VF750/60R30.5	183D	SB	TL	AG24.00		30	66.4	28.3	202.5	800	41	41	35	24890	23735	22575	21420	20450	19290
T445821	VF850/50R30.5	184D	SB	TL	AG28.00		34.8	65.1	28	197.4	775	41	41	35	25595	24405	23215	22025	21030	19840
T445819	VF800/60R32	188D	SB	TL	DW27B	DW25B	32.8	71	30.7	216	850	41	41	35	28440	27115	25795	24470	23370	22045
T445818	VF710/55R34	179D	SB	TL	DW23B	DW24B	28.7	65.8	28.9	200.7	775	41	41	35	22045	21020	19995	18970	18110	17085
T445820	VF800/50R34	183D	SB	TL	DW25B	DW24B, DW28B	31.7	66.5	28.8	202.3	800	41	41	35	24890	23735	22575	21420	20450	19290

# UNDERGROUND MINING TIRES

## DRILL RIGS AND OTHER MINING MACHINES



**59**  
**Nokian Tyres  
Armor Gard 2  
Mine**



**61**  
**Nokian Tyres  
MINE KING E-4**

## UNDERGROUND LOADER



**63**  
**Nokian Tyres  
MINE KING  
L-5S**



**65**  
**Nokian Tyres  
MINE L-3S**

## WHEEL LOADER



**67**  
**Nokian Tyres  
Nordman MINE  
E-4**

# NOKIAN TYRES ARMOR GARD 2 MINE

**STRONG TIRE FOR DRILL RIGS WITH MINING COMPOUND AND IMPROVED, WIDER TREAD**

- New, improved tread lowers the contact pressure and improves service life, providing excellent cut resistance.
- Stable, accurate driving response for predictable handling and a high load-bearing capacity.
- Groove depth indicator helps monitor your tire condition.



## AVAILABLE SIZES

- 9.00-20 - T445836
- 10.00-20 - T445770

# NOKIAN TYRES ARMOR GARD 2 MINE

## ALL SIZES

Product code	Size	LI/SS	Ply rating	TL/TT	Rim	Permitted rims	Width (in)	Diameter (in)	Loaded static radius (in)	Rolling circumference (in)	Pressure (psi)	Max. inflation pressure (psi)	Tread depth (1/32 in)	Tread code	Tube product code	Min. dual spacing (in)	Load capacity, lb					
																	Speed (mph)					
																	0	creep	2.5	5	12	15
T445836	9.00-20	162A5	16	TT	7.0	7.5	10.6	40.9	18.9	123.4	145	145	23	E-2	T52520	12.2	15820	13615	13615	13615	10470	10470
T445770	10.00-20	164A5	16	TT	7.5	8.0	11.2	42.1	19.1	126.3	131	131	26	E-2	T52620	13.1	16645	14330	14330	14330	11025	11025

# NOKIAN TYRES MINE KING E-4

## PURPOSE DESIGNED AND BUILT SPECIAL TIRE FOR DRILL RIGS AND UTILITY VEHICLES

- Strong carcass with a maximum operating pressure of 10 bars, giving a solid foundation for your drill rig.
- Deep grooves with a solid middle section for good puncture resistance and a long tire service life.
- Sharp shoulders and large contact area for better grip.



### AVAILABLE SIZES

- 12.00-20 - T445712
- 14.00-20 - T445617
- 14.00-24 - T445709

# NOKIAN TYRES MINE KING E-4

## ALL SIZES

Product code	Size	LI/SS	Ply rating	TL/TT	Rim	Permitted rims	Width (in)	Diameter (in)	Loaded static radius (in)	Rolling circumference (in)	Pressure (psi)	Max. inflation pressure (psi)	Tread depth (1/32 in)	Tread code	Tube product code	Min. dual spacing (in)	Load capacity, lb					
																	Speed (mph)					
																	0	creep	2.5	5	12	15
T445712	12.00-20	176A5	20	TT	8.5	9.0, 8.0	13	45.2	20.5	135.8	145	145	44	E-4	T52810	14.9	23635	20350	20350	20350	15655	15655
T445617	14.00-20	185A2	20	TT	10.0	9.0	14.6	48.2	22	144.4	145	145	50	E-4	T52920	17.7	26510	23250	20395	17745	17130	16315
T445709	14.00-24	188A2	28	TL	10.00WA	10.00VA	15.1	54.8	24.8	163.5	134	145	58	E-4	T55767	17.7	28660	25135	22045	19180	18520	17635

# NOKIAN TYRES MINE KING L-5S

## FOR EXTREME UNDERGROUND LOADING APPLICATIONS

- More strengthening layers to ensure tire safety in demanding applications.
- High load capacity, enabling use in heavier, more effective machines.
- Cut and crack resistant tread provides a long service life.



## AVAILABLE SIZES

- 12.00-20 - T445544
- 17.5-25 - T445540
- 17.5-25 - T445580
- 18.00-25 - T445545
- 26.5-25 - T445546
- 29.5-29 - T445547

# NOKIAN TYRES MINE KING L-5S

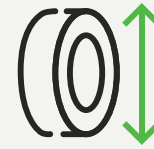
## ALL SIZES

Product code	Size	LI/SS	Ply rating	TL/TT	Rim	Permitted rims	Width (in)	Diameter (in)	Loaded static radius (in)	Rolling circumference (in)	Pressure (psi)	Max. inflation pressure (psi)	Tread depth (1/32 in)	Tread code	Tube product code	Min. dual spacing (in)	Load capacity, lb			
																	Speed (mph)			
																	0	creep	2.5	5
T445544	12.00-20	173A2	20	TT	8.5	9.0	13.5	46.4	21.7	141	123	145	45	L-5S	T52810	14.9	22930	18630	16335	14330
T445540	17.5-25	184A2	24	TL	14.00/1.5	14.00/1.3	17.5	55.1	26	168.9	98	116	83	L-5S	T55867	21	31745	25795	22620	19840
T445580	17.5-25	188A2	34	TL	14.00/1.5	14.00/1.3	17.9	55.7	26.1	169.6	116	145	83	L-5S	T55867	21	35275	28660	25135	22045
T445545	18.00-25	202A2	32	TL	13.00/2.5	15.00/2.5, 13.00/2.5 IF	20.7	65.9	30.4	201.6	109	116	100	L-5S	T55831	23.5	52910	42990	37700	33070
T445546	26.5-25	209A2	36	TL	22.00/3.0	22.00/3.0IF	26.9	70.5	32.6	216.7	91	116	113	L-5S		31.8	65255	53020	46495	40785
T445547	29.5-29	218A2	40	TL	25.00/3.5	24.00/3.5	30.2	79.5	36.4	241.9	91	116	123	L-5S		35.4	83245	67640	59315	52030

# NOKIAN TYRES MINE L-3S

THE FIRST UNDERGROUND LOADER TIRE THAT IS READY FOR PROTECTIVE CHAINS

- Strong, stable tire for extreme conditions.
- Supports the chains in an optimal way and can be set instantly – no modification is needed.
- With chains compatible with the chainless L-5S tires.



## AVAILABLE SIZES

- 26.5-25 - T445522

# NOKIAN TYRES MINE L-3S

## ALL SIZES

Product code	Size	LI/SS	Ply rating	TL/TT	Rim	Permitted rims	Width (in)	Diameter (in)	Loaded static radius (in)	Rolling circumference (in)	Pressure (psi)	Max. inflation pressure (psi)	Tread depth (1/32 in)	Tread code	Min. dual spacing (in)	Load capacity, lb			
																Speed (mph)			
																0	creep	2.5	5
T445522	26.5-25	209A2	36	TL	22.00/3.0	22.00/3.0IF	26	67.2	30.5	202.2	91	116	53	L-3S	31.8	65255	53020	46495	40785

# NOKIAN TYRES NORDMAN MINE E-4

## DURABILITY FOR ARTICULATED DUMP TRUCKS

- Durable radial all-steel structure
- Excellent choice for rough conditions in quarries
- Cost effective mine tire - EUR/h



## AVAILABLE SIZES

- 26.5R25 - T845483
- 29.5R25 - T845482

# NOKIAN TYRES NORDMAN MINE E-4

## ALL SIZES

Product code	Size	LI/SS	TL/TT	Rim	Permitted rims	Width (in)	Diameter (in)	Loaded static radius (in)	Rolling circumference (in)	Pressure (psi)	Max. inflation pressure (psi)	Tread depth (1/32 in)	Tread code	Min. dual spacing (in)	Load capacity, lb					
															Speed (mph)					
															12	15	17.5	22.5	25	30
T845483	26.5R25	209A2 (193B)	TL	22.00/3.0	22.00/3.0IF	26.9	70.8	30.3	210.7	83	102	69	E-4	31.8	34260	32630	31405	30180	28550	25695
T845482	29.5R25	216A2 (200B)	TL	25.00/3.5	25.00/3.5IF	30.2	75.6	32.2	226.3	83	102	76	E-4	35.4	41480	39505	38030	36540	34570	31105

# PORTS AND TERMINALS TIRES

## REACH STACKER



70  
Nokian Tyres  
HTS G2 E-4



72  
Nokian Tyres  
HTS G2 L-4S

## WHEELED EXCAVATOR



82  
Nokian Tyres  
Armor Gard 2

## REACH STACKER LOAD AXLE USE



74  
Nokian Tyres  
HTS G2 L-5S

## FORK LIFT



76  
Nokian Tyres  
Armor Gard

## RTG



78  
Nokian Tyres  
RTG

## TERMINAL TRACTOR

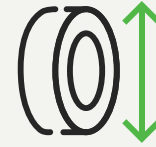


80  
Nokian Tyres  
HTS Tugger

# NOKIAN TYRES HTS G2 E-4

## KEEP THE GOODS MOVING – EFFICIENTLY AND ECONOMICALLY

- Supported blocks with chamfered edges improve tire cooling and turning properties.
- Bias carcass structure improves the tire stability and enables effective loading operations.
- Harbour-specific tread compound enables excellent service life.



### AVAILABLE SIZES

- 14.00-24 - T445710
- 16.00-25 - T445711
- 18.00-25 - T445637
- 18.00-33 - T445662

# NOKIAN TYRES HTS G2 E-4

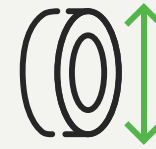
## ALL SIZES

Product code	Size	LI/SS	Ply rating	TL/TT	Rim	Permitted rims	Width (in)	Diameter (in)	Loaded static radius (in)	Rolling circumference (in)	Pressure (psi)	Max. inflation pressure (psi)	Tread depth (1/32 in)	Tread code	Tube product code	Min. dual spacing (in)	Load capacity for load wheel, lb					
																	Speed (mph)					
																	0	creep	2.5	5	12	15
T445710	14.00-24	188A5	28	TL	10.00WA	10.00VA	15.4	55	25.2	165.2	145	145	60	E-4	T55767	17.7	33070	28660	28660	28660	28660	28660
T445711	16.00-25	199A5	36	TL	11.25/2.0	11.25/2.0 IF, 13.00/2.0	17.8	60.5	27.3	181.3	145	145	72	E-4	T55810	20.4	44975	38980	38980	38980	38980	38980
T445637	18.00-25	207A5	40	TL	13.00/2.5	13.00/2.5 IF, 15.00/2.5	21.2	65.6	30.1	200.8	145	145	73	E-4	T55831	23.5	57870	50155	50155	50155	50155	50155
T445662	18.00-33	214A5	40	TL	13.00/2.5	13.00/2.5 IF	20.2	73.5	33.4	222.4	145	145	88	E-4		23.5	70105	60760	60760	60760	60760	60760

# NOKIAN TYRES HTS G2 L-4S

## HARD-WEARING REACH STACKER TIRE WITH SLICK, SMOOTH TREAD

- Deep, long-lasting smooth tread for extensive tire service life and puncture resistance.
- Bias carcass structure improves the tire stability and enables effective loading operations.
- Harbour-specific tread compound enables excellent service life.



## AVAILABLE SIZES

- 18.00-25 - T445638
- 18.00-33 - T445663

# NOKIAN TYRES HTS G2 L-4S

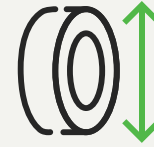
## ALL SIZES

Product code	Size	LI/SS	Ply rating	TL/TT	Rim	Permitted rims	Width (in)	Diameter (in)	Loaded static radius (in)	Rolling circumference (in)	Pressure (psi)	Max. inflation pressure (psi)	Tread depth (1/32 in)	Tread code	Tube product code	Min. dual spacing (in)	Load capacity for load wheel, lb					
																	Speed (mph)					
																	0	creep	2.5	5	12	15
T445638	18.00-25	207A5	40	TL	13.00/2.5	13.00/2.5 IF, 15.00/2.5	21.2	65.6	30.3	196.9	145	145	74	L-4S	T55831	23.5	57870	50155	50155	50155	50155	50155
T445663	18.00-33	214A5	40	TL	13.00/2.5	13.00/2.5 IF	20.4	73.2	33.4	223.1	145	145	76	L-4S		23.5	70105	60760	60760	60760	60760	60760

# NOKIAN TYRES HTS G2 L-5S

**LONG-LASTING FRONT TIRE FOR REACH STACKERS – THE SMOOTH, EXTRA-DEEP TREAD OFFERS MORE WORKING HOURS**

- Extra-deep, long-lasting smooth tread increases tread durability and puncture resistance.
- Bias carcass structure improves the tire stability and enables effective loading operations.
- Harbour-specific tread compound enables excellent service life.



## AVAILABLE SIZES

- 18.00-25 - T445805



# NOKIAN TYRES HTS G2 L-5S

## ALL SIZES

Product code	Size	LI/SS	Ply rating	TL/TT	Rim	Permitted rims	Width (in)	Diameter (in)	Loaded static radius (in)	Rolling circumference (in)	Pressure (psi)	Max. inflation pressure (psi)	Tread depth (1/32 in)	Tread code	Tube product code	Min. dual spacing (in)	Load capacity for load wheel, lb					
																	Speed (mph)					
																	0	creep	2.5	5	12	15
T445805	18.00-25	207A5	40	TL	13.00/2.5	13.00/2.5 IF, 15.00/2.5	20.6	65.7	29.3	198.1	145	145	100	L-5S	T55831	23.5	57870	50155	50155	50155	50155	50155

# NOKIAN TYRES ARMOR GARD

## LONG SERVICE LIFE FOR MATERIAL HANDLING MACHINES AND LOADERS

- Strong tire carcass enables precise steering and stability.
- Special rubber compound optimized for harbor use gives an excellent service life.
- Sturdy structure enables long service life as well as great retreading properties.



2026-05-26



## AVAILABLE SIZES

- 12.00-20 - T445459

# NOKIAN TYRES ARMOR GARD

## ALL SIZES

Product code	Size	LI/SS	Ply rating	TL/TT	Rim	Permitted rims	Width (in)	Diameter (in)	Loaded static radius (in)	Rolling circumference (in)	Pressure (psi)	Max. inflation pressure (psi)	Tread depth (1/32 in)	Tread code	Tube product code	Min. dual spacing (in)	Load capacity for load wheel, lb					
																	Speed (mph)					
																	0	creep	2.5	5	12	15
T445459	12.00-20	176A5 (176A5)	20	TT	8.5	9.0	13	45.2	20.5	135.1	145	145	32	E-2	T52810	14.9	23635	20350	20350	20350	20350	20350

# NOKIAN TYRES RTG

## MORE AGILITY AND DURABILITY FOR THE RTG CRANES

- Tread pattern and tire shape that allow the wheel to turn more easily.
- Low heat build-up slows down tire wear and gives it more operating hours.
- Special rubber compound optimized for harbour use.



### AVAILABLE SIZES

- 14.00-24 - T445471

# NOKIAN TYRES RTG

## ALL SIZES

Product code	Size	LI/SS	Ply rating	TL/TT	Rim	Permitted rims	Width (in)	Diameter (in)	Loaded static radius (in)	Rolling circumference (in)	Pressure (psi)	Max. inflation pressure (psi)	Tread depth (1/32 in)	Tread code	Tube product code	Min. dual spacing (in)	Load capacity, lb				
																	Speed (mph)				
																	0	2.5	5	12	15
T445471	14.00-24	188A5	28	TL	10.00W	10.00WA, 10.00VA	15.4	53.7	24.8	163.3	145	145	29	E-2	T55767	17.7	33070	28660	28660	28660	28660

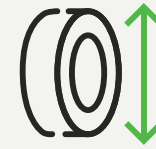
# NOKIAN TYRES HTS TUGGER

## MASSIVE LOAD CAPACITY FOR TERMINAL TRACTORS

- Sturdy multi-layer structure enables exceptional load-bearing capacity.
- Optimized for predictable handling.
- Designed to be as low as possible without compromising other qualities, making it ideal for terminal tractor use.



2026-05-26



## AVAILABLE SIZES

- 315/60R22.5 - T445221

# NOKIAN TYRES HTS TUGGER

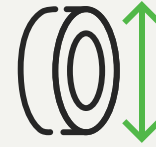
## ALL SIZES

Product code	Size	LI/SS	Reinforced code	TL/TT	Rim	Permitted rims	Width (in)	Diameter (in)	Loaded static radius (in)	Rolling circumference (in)	Pressure (psi)	Max. inflation pressure (psi)	Tread depth (1/32 in)	Tread code	Min. dual spacing (in)	Load capacity, lb					
																Speed (mph)					
																creep	2.5	5	12	15	22.5
T445221	315/60R22.5	174A5	SB	TL	9.00	9.75	11.9	37.3	16.7	113.8	145	145	26	IND-3	14.8	19200	19200	19200	16625	16625	14770

# NOKIAN TYRES ARMOR GARD 2

## PREMIUM STABILITY FOR URBAN EXCAVATION

- Strong tire carcass enables precise steering and stability by absorbing shocks and swings.
- Long service life due to wider, improved tread pattern.
- The sharp shoulders and straight sidewalls prevent sidewall damages.



## AVAILABLE SIZES

- 10.00-20 - T445649
- 11.00-20 - T445650

# NOKIAN TYRES ARMOR GARD 2

## ALL SIZES

Product code	Size	LI/SS	Ply rating	TL/TT	Rim	Permitted rims	Width (in)	Diameter (in)	Loaded static radius (in)	Rolling circumference (in)	Pressure (psi)	Max. inflation pressure (psi)	Tread depth (1/32 in)	Tread code	Tube product code	Min. dual spacing (in)	Load capacity, lb					
																	Speed (mph)					
																	15	17.5	22.5	25	27.5	30
T445649	10.00-20	148B (164A5)	16	TT	7.5	8.0	11.1	42	19.7	124.9	109	131	26	E-2	T52620	13.1	8820	8475	8125	7705	7365	6945
T445650	11.00-20	151B (170A5)	16	TT	8.0	8.5	12	43.5	20.4	132.3	109	131	29	E-2	T52720	13.9	9655	9280	8895	8445	8060	7605

# EARTHMOVING AND ROAD MAINTENANCE TIRES

## WHEEL LOADER



85  
Nokian Tyres  
Ground King  
Loader



87  
Nokian Tyres  
Hakkapeliitta  
Loader



89  
Nokian Tyres  
Loader Grip



91  
Nokian Tyres  
Loader Grip 2

## BACKHOE LOADER



93  
Nokian Tyres  
Ground Kare



95  
Nokian Tyres  
Ground Kare  
Semi-Slick

## ROAD GRADER



87  
Nokian Tyres  
Hakkapeliitta  
Loader

## WHEELED EXCAVATOR



97  
Nokian Tyres  
Armor Gard 2



99  
Nokian Tyres  
Excavator

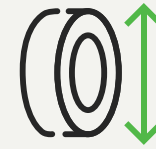


93  
Nokian Tyres  
Ground Kare

# NOKIAN TYRES GROUND KING LOADER

## STABLE AND VERSATILE LOADER TIRE WITH EXCELLENT SOFT SOIL GRIP AND ROAD HANDLING

- The Hybrilug™ technology combines the advantages of block and lug pattern, enabling smooth and silent ride on various terrains.
- Excellent self-cleaning properties improve grip for increased productivity on soft soil.
- Accurate, stable and comfortable working is ensured by the strong radial carcass with tough shoulders.



### AVAILABLE SIZES

- 20.5R25 - T445796

# NOKIAN TYRES GROUND KING LOADER

## ALL SIZES

Product code	Size	LI/SS	Ply rating	Reinforced code	TL/TT	Rim	Permitted rims	Width (in)	Diameter (in)	Loaded static radius (in)	Rolling circumference (in)	Pressure (psi)	Max. inflation pressure (psi)	Tread depth (1/32 in)	Tread code	Min. dual spacing (in)	Load capacity, lb					
																	Speed (mph)					
																	12	15	17.5	22.5	25	30
T445796	20.5R25	186A2	★	SB	TL	17.00/2.0	17.00/2.0IF, 17.00/1.7	20.3	58.6	25.4	177.4	65	65	60	L-3	24.6	17595	16755	16125	15500	14660	13195

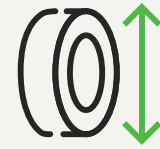
# NOKIAN TYRES HAKKAPELIITTA LOADER

## ALL-SEASON WHEEL LOADER TIRE WITH GREAT WINTER GRIP

- Aggressive tread design with dense siping gives you the best possible grip on snow and ice.
- All-new rubber compound and non-directional tire tread design ensure long service life and even wear.
- Re-designed carcass structure gives more lifetime and better stability.



2026-05-26



### AVAILABLE SIZES

- 14.00R24 - T445691
- 17.5R25 - T445590
- 20.5R25 - T445591
- 23.5R25 - T445592

# NOKIAN TYRES HAKKAPELIITTA LOADER

## ALL SIZES FOR ROAD GRADER

Product code	Size	LI/SS	Ply rating	Reinforced code	TL/TT	Rim	Permitted rims	Width (in)	Diameter (in)	Loaded static radius (in)	Rolling circumference (in)	Pressure (psi)	Max. inflation pressure (psi)	Tread depth (1/32 in)	Tread code	Tube product code	Min. dual spacing (in)	M+S	Load capacity, lb				
																			Speed (mph)				
																			0	5	12	17.5	25
T445691	14.00R24	153A8 (176A2)	★	SB	TL	8.00TG	10.00VA, 10.00WA, 10.00W	15	53.7	24.6	163.7	54	80	30	L-2	T55767	17.1	Yes	8045	8045	8045	8045	8045

## ALL SIZES FOR WHEEL LOADER

Product code	Size	LI/SS	Ply rating	Reinforced code	TL/TT	Rim	Permitted rims	Width (in)	Diameter (in)	Loaded static radius (in)	Rolling circumference (in)	Pressure (psi)	Max. inflation pressure (psi)	Tread depth (1/32 in)	Tread code	Tube product code	Min. dual spacing (in)	M+S	Load capacity, lb				
																			Speed (mph)				
																			12	15	17.5	22.5	25
T445590	17.5R25	176A2 (153A8)	★	SB	TL	14.00/1.5	14.00/1.3 DC, 13.00/1.4 DC	17.3	52.9	23.3	160.6	65	65	35	L-2	T55867	21	Yes	13150	12520	12050	11585	10955
T445591	20.5R25	186A2 (168B)	★	SB	TL	17.00/2.0	17.00/2.0IF, 17.00/1.7	21.2	58.5	25.6	177.5	65	65	40	L-2		24.6	Yes	17595	16755	16125	15500	14660
T445592	23.5R25	195A2 (176B)	★	SB	TL	19.50/2.5	19.50/2.5IF	24.2	63.4	27.4	190.9	65	65	44	L-2		28.2	Yes	22500	21430	20625	19820	18750

# NOKIAN TYRES LOADER GRIP

## STURDY GRIP FOR WHEEL LOADERS AND EARTHMOVING MACHINES

- Sturdy, hard-wearing structure for excellent mileage.
- Comfortable driving response for efficient working.
- Good winter grip makes the tire highly suitable for year-round use.



### AVAILABLE SIZES

- 17.5R25 - T445255
- 20.5R25 - T445171
- 23.5R25 - T445223



# NOKIAN TYRES LOADER GRIP

## ALL SIZES

Product code	Size	LI/SS	Ply rating	Reinforced code	TL/TT	Rim	Permitted rims	Width (in)	Diameter (in)	Loaded static radius (in)	Rolling circumference (in)	Pressure (psi)	Max. inflation pressure (psi)	Tread depth (1/32 in)	Tread code	Tube product code	Min. dual spacing (in)	M+S	Load capacity, lb					
																			Speed (mph)					
																			12	15	17.5	22.5	25	30
T445255	17.5R25	176A2 (157B)	★	SB	TL	14.00/1.5	14.00/1.3 DC, 13.00/1.4 DC	17.7	52.8	23.4	159.8	65	65	35	L-3	T55867	21	Yes	13150	12520	12050	11585	10955	9800
T445171	20.5R25	186A2 (168B)	★	SB	TL	17.00/2.0	17.00/2.0IF, 17.00/1.7	20.9	58.8	25.5	177.2	65	65	39	L-3		24.6	Yes	17595	16755	16125	15500	14660	13100
T445223	23.5R25	195A2 (176B)	★	SB	TL	19.50/2.5	19.50/2.5IF	24.8	63.3	27.6	192.1	65	65	43	L-3		28.2	Yes	22500	21430	20625	19820	18750	16600

# NOKIAN TYRES LOADER GRIP 2

## ABSOLUTE GRIP AND DURABILITY FOR WHEEL LOADERS AND ADT MACHINES

- Specially for wheel loaders designed tread blocks create traction on soft gravel and on icy, slippery roads.
- Excellent mileage and sidewall protection against sidewall slashes and abrasions.
- Stability on every terrain due to wide tire contact area and the block-patterned tread.



### AVAILABLE SIZES

- 15.5R25 - T445463



# NOKIAN TYRES LOADER GRIP 2

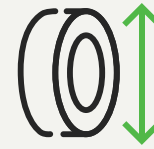
## ALL SIZES

Product code	Size	LI/SS	Ply rating	Reinforced code	TL/TT	Rim	Permitted rims	Width (in)	Diameter (in)	Loaded static radius (in)	Rolling circumference (in)	Pressure (psi)	Max. inflation pressure (psi)	Tread depth (1/32 in)	Tread code	Min. dual spacing (in)	M+S	Load capacity, lb					
																		Speed (mph)					
																		12	15	17.5	22.5	25	30
T445463	15.5R25	169A2 (152B)	★	SB	TL	12.00/1.3	13.00/1.4 (DC)	15.2	50.4	22.4	153	65	65	29	L-3	18.6	Yes	10735	10230	9845	9460	8950	8060

# NOKIAN TYRES GROUND KARE

## EXCAVATOR AND BACKHOE LOADER TIRE FOR VERSATILE CONTRACTING WORK

- The tread design enables low surface pressure, great traction and smooth, comfortable driving on road.
- The high load-bearing capacity enables the use of heavy auxiliary equipment.
- The special design adds stability by absorbing swings and shocks.



### AVAILABLE SIZES

- 500/45-22.5 - T445868
- 600/40-22.5 - T445828
- 600/50-22.5 - T445798
- 650/45-22.5 - T445664
- 710/40-22.5 - T445799
- 620/60B30 - T445802
- 620/60B34 - T445668



# NOKIAN TYRES GROUND KARE

## ALL SIZES FOR WHEELED EXCAVATOR

Product code	Size	LI/SS	Ply rating	Reinforced code	TL/TT	Rim	Permitted rims	Width (in)	Diameter (in)	Loaded static radius (in)	Rolling circumference (in)	SRI	Pressure (psi)	Max. inflation pressure (psi)	Tread depth (1/32 in)	Tube product code	Min. dual spacing (in)	Load capacity for constant load, lb					
																		Speed (mph)					
																		15	17.5	22.5	25	27.5	30
T445868	500/45-22.5	160A8	24	SF	TL	AG16.00	AG18.00	19.6	40.8	18.6	123.1	500	87	87	30	T56435	22.3	10515	10320	10120	9920	9525	9030
T445828	600/40-22.5	167A8	24	SF	TL	AG20.00		23	41.9	19.1	126.2	500	87	87	31	T55089	28.4	12730	12500	12260	12015	11530	10935
T445798	600/50-22.5	173A8	24	SF	TL	AG20.00		23.7	45.5	20.1	137.6	550	87	87	33	T55089	28.4	15190	14905	14615	14330	13755	13040
T445664	650/45-22.5	175A8	24	SF	TL	AG22.00	AG20.00	26.1	45.1	20.6	137.5	550	87	87	33	T55092	30.5	16125	15820	15520	15210	14605	13845
T445799	710/40-22.5	173A8	24	SF	TL	AG24.00		27.5	45.1	19.9	136.9	550	80	80	33	T55092	34.3	15190	14905	14615	14330	13755	13040

## ALL SIZES FOR BACKHOE LOADER

Product code	Size	LI/SS	Reinforced code	TL/TT	Rim	Permitted rims	Width (in)	Diameter (in)	Loaded static radius (in)	Rolling circumference (in)	Pressure (psi)	Max. inflation pressure (psi)	Tread depth (1/32 in)	Tube product code	Load capacity for constant load, lb					
															Speed (mph)					
															15	17.5	22.5	25	27.5	30
T445802	620/60B30	176A8 (173B)	SB	TL	DW20B	DW18L	24.5	59.1	26.3	179.5	65	65	31	T55371	16590	16280	15960	15655	15025	14240
T445668	620/60B34	178A8 (175B)	SB	TL	DW20B	DW18L	24.8	63.3	29.5	193.2	65	65	31	T55395	17525	17195	16865	16535	15875	15045

# NOKIAN TYRES GROUND KARE SEMI-SLICK

## EXTENDED SERVICE LIFE AND STABILITY FOR RAILWAY USE

- The unique structure of the Nokian Tyres Ground Kare Semi-Slick tire has been optimized to offer a much longer service life than regular backhoe loader tires.
- With stable, shock absorbing structure and high load-bearing capacity, Nokian Tyres Ground Kare Semi-Slick tire gives digging work a stable foundation and enables the use of heavy work attachments.
- Its tread pattern with larger blocks in the center makes driving more comfortable, and the stable structure improves the overall handling of the backhoe loader.



## AVAILABLE SIZES

- 620/60B34 - T445688



# NOKIAN TYRES GROUND KARE SEMI-SLICK

## ALL SIZES

Product code	Size	LI/SS	Reinforced code	TL/TT	Rim	Permitted rims	Width (in)	Diameter (in)	Loaded static radius (in)	Rolling circumference (in)	Pressure (psi)	Max. inflation pressure (psi)	Tread depth (1/32 in)	Tube product code	Load capacity for constant load, lb					
															Speed (mph)					
															15	17.5	22.5	25	27.5	30
T445688	620/60B34	178A8 (175B)	SB	TL	DW20B	DW18L	24.8	63.3	29.5	193	65	65	31	T55395	17525	17195	16865	16535	15875	15045

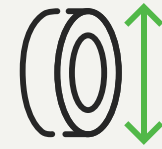
# NOKIAN TYRES ARMOR GARD 2

## PREMIUM STABILITY FOR URBAN EXCAVATION

- Strong tire carcass enables precise steering and stability by absorbing shocks and swings.
- Long service life due to wider, improved tread pattern.
- The sharp shoulders and straight sidewalls prevent sidewall damages.



2026-05-26



## AVAILABLE SIZES

- 10.00-20 - T445649
- 11.00-20 - T445650

# NOKIAN TYRES ARMOR GARD 2

## ALL SIZES

Product code	Size	LI/SS	Ply rating	TL/TT	Rim	Permitted rims	Width (in)	Diameter (in)	Loaded static radius (in)	Rolling circumference (in)	Pressure (psi)	Max. inflation pressure (psi)	Tread depth (1/32 in)	Tread code	Tube product code	Min. dual spacing (in)	Load capacity, lb					
																	Speed (mph)					
																	15	17.5	22.5	25	27.5	30
T445649	10.00-20	148B (164A5)	16	TT	7.5	8.0	11.1	42	19.7	124.9	109	131	26	E-2	T52620	13.1	8820	8475	8125	7705	7365	6945
T445650	11.00-20	151B (170A5)	16	TT	8.0	8.5	12	43.5	20.4	132.3	109	131	29	E-2	T52720	13.9	9655	9280	8895	8445	8060	7605

# NOKIAN TYRES EXCAVATOR

## EXCAVATOR TIRE FOR SOFT SURFACES

- Excellent self-cleaning properties with curvy lug design improve traction on soft surfaces.
- High load-bearing capacity and improved stability.
- Steel fortified against punctures with a reinforced shoulder for a long service life.



## AVAILABLE SIZES

- 600/50-22.5 - T445604
- 710/40-22.5 - T445606
- 650/45-22.5 - T445605

# NOKIAN TYRES EXCAVATOR

## ALL SIZES

Product code	Size	LI/SS	Ply rating	Reinforced code	TL/TT	Rim	Permitted rims	Width (in)	Diameter (in)	Loaded static radius (in)	Rolling circumference (in)	SRI	Pressure (psi)	Max. inflation pressure (psi)	Tread depth (1/32 in)	Tube product code	Min. dual spacing (in)	Load capacity for constant load, lb					
																		Speed (mph)					
																		15	17.5	22.5	25	27.5	30
T445604	600/50-22.5	173A8	24	SF	TL	AG20.00		23	45.2	20.4	139	550	87	87	50	T55089	28.4	15190	14905	14615	14330	13755	13040
T445605	650/45-22.5	175A8	24	SF	TL	AG22.00	AG20.00	25.3	45.2	20.3	138.8	550	87	87	50	T55092	30.5	16125	15820	15520	15210	14605	13845
T445606	710/40-22.5	173A8	24	SF	TL	AG24.00		27	45.4	20.4	138.8	550	80	80	50	T55092	34.3	15190	14905	14615	14330	13755	13040

# ALL TERRAIN TRUCKS AND MILITARY VEHICLES TIRES

## ALL-TERRAIN TRUCK, MILITARY VEHICLE



102

**Nokian Tyres  
MPT Agile**



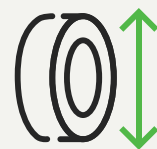
104

**Nokian Tyres  
MPT Agile 2**

# NOKIAN TYRES MPT AGILE

## ON AND OFF ROAD AGILITY

- The open arrow-shaped tread pattern ensures good self-cleaning, ensuring grip under demanding circumstances.
- Improved grip on soft surfaces such as mud and snow.
- Exceptional mobility.



## AVAILABLE SIZES

- 365/80R20 - T445431

# NOKIAN TYRES MPT AGILE

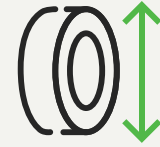
## ALL SIZES

Product code	Size	LI/SS	Reinforced code	TL/TT	Rim	Permitted rims	Width (in)	Diameter (in)	Loaded static radius (in)	Rolling circumference (in)	Pressure (psi)	Max. inflation pressure (psi)	Tread depth (1/32 in)	M+S	Load capacity for highway service, lb					
															Speed (mph)					
															25	30	37.5	42.5	50	55
T445431	365/80R20	152G	SB	TL	11	11 SDC, 12, 12 SDC	14.2	43	19.9	131.6	91	91	25	Yes	8380	8225	8225	8225	8135	7825

# NOKIAN TYRES MPT AGILE 2

## NEW GENERATION TIRE FOR SPECIAL ON AND OFF ROAD VEHICLES

- Improved grip on soft surfaces such as mud and snow.
- Good steering response and stable handling on different terrains and speeds.
- Symmetrical tread pattern is designed to perform equally well regardless of the tires' rotational direction.



### AVAILABLE SIZES

- 14.00R20 - T445651

# NOKIAN TYRES MPT AGILE 2

## ALL SIZES

Product code	Size	LI/SS	Reinforced code	TL/TT	Rim	Permitted rims	Width (in)	Diameter (in)	Loaded static radius (in)	Rolling circumference (in)	Pressure (psi)	Max. inflation pressure (psi)	Tread depth (1/32 in)	Tube product code	M+S	Load capacity for highway service, lb					
																Speed (mph)					
																25	30	37.5	42.5	50	55
T445651	14.00R20	164G	SB	TL	10.00V	10.00W	15.7	49.8	23.1	157	110	110	31	T52920	Yes	11795	11575	11575	11575	11465	11025

# TRUCKS AND BUSES TIRES

## STEER



**107**  
Nokian Tyres  
Hakkapeliitta  
City Bus



**110**  
Nokian Tyres  
Hakkapeliitta  
Truck F2



**113**  
Nokian Tyres  
Hakka City Bus



**115**  
Nokian Tyres  
Hakka Truck  
Coach



**117**  
Nokian Tyres  
Hakka Truck  
Steer



**120**  
Nokian Tyres  
Hakka Truck  
Steer 2



**122**  
Nokian Tyres  
E-Truck Steer



**125**  
Nokian Tyres  
E-Truck Steer  
17.5



**127**  
Nokian Tyres  
E-Truck Steer  
19.5



**129**  
Nokian Tyres  
R-Truck Steer

## DRIVE



**131**  
Nokian Tyres  
Hakkapeliitta  
Truck D



**133**  
Nokian Tyres  
Hakkapeliitta  
Truck D2



**135**  
Nokian Tyres  
Hakkapeliitta  
Truck E2



**138**  
Nokian Tyres  
Hakka Truck  
Drive



**141**  
Nokian Tyres  
Hakka Truck  
Drive 2



**143**  
Nokian Tyres  
E-Truck Drive



**146**  
Nokian Tyres  
E-Truck Drive  
17.5



**148**  
Nokian Tyres  
E-Truck Drive  
19.5



**150**  
Nokian Tyres  
R-Truck Drive

## TRAILER



**152**  
Nokian Tyres  
Hakkapeliitta  
Truck T



**154**  
Nokian Tyres  
Hakka Truck  
844+



**156**  
Nokian Tyres  
Hakka Truck  
Trailer



**158**  
Nokian Tyres  
Hakka Truck  
Trailer 2



**160**  
Nokian Tyres  
E-Truck  
Trailer



**164**  
Nokian Tyres  
R-Truck  
Trailer

# NOKIAN TYRES HAKKAPELIITTA CITY BUS

## WINTER TIRE FOR CITY BUSES – DURABILITY AND EXCELLENT GRIP IN URBAN WINTER CONDITIONS

- Excellent winter grip in urban conditions.
- Reinforced sidewalls protect the tire against curbs.
- Siping designed for minimal heel/toe wear.



### AVAILABLE SIZES

- 275/70R22.5 - T675218
- 275/70R22.5 - T675330
- 295/80R22.5 - T675240
- 295/80R22.5 - T675356

# NOKIAN TYRES HAKKAPELIITTA CITY BUS

## ALL SIZES

Product code	Size	LI/SS	TL/TT	Rim	Permitted rims	Width (in)	Diameter (in)	Loaded static radius (in)	Rolling circumference (in)	Pressure (psi)	Tread depth (1/32 in)	Min. dual spacing (in)	Rolling resistance	Wet grip	Noise class	Noise (dB)	M+S	Snow grip marking (3PMSF)
T675218	275/70R22.5	150/148J (152/148E)	TL	8.25	7.50	10.8	38.1	17.9	115.9	131	26	12.2	D	B	B	72	Yes	Yes
T675330	275/70R22.5	152/149J (150/148K)	TL	8.25	7.50	11.1	38.2	17.7	115	131	26	12.2	D	B	A	70	Yes	Yes
T675240	295/80R22.5	152/148J (154/150E)	TL	9.00	8.25	11.7	41.1	19.3	126.1	123	21	13.2	D	B	B	75	Yes	Yes
T675356	295/80R22.5	154/149J	TL	9.00	8.25	11.9	41.6	19.3	125.4	123	23	13.2	C	B	B	72	Yes	Yes

## LOAD CAPACITIES

Product code	Size	Fitting	Reference speed mph	Maximum load capacity per axle (lb) at various cold inflation pressures (psi)										
				94	98	102	105	109	112	116	120	123	127	131
T675218	275/70R22.5	Single	42.5	12060	12435	12810	13160	13535	13890	14240	14595	14945	15300	15655
		Dual	42.5	21405	22070	22730	23370	24010	24650	25285	25905	26545	27160	27780
		Single	62.5	11375	11730	12080	12435	12765	13095	13450	13780	14110	14440	14770
		Dual	62.5	21405	22070	22730	23370	24010	24650	25285	25905	26545	27160	27780
T675330	275/70R22.5	Single	62.5	12060	12435	12810	13160	13535	13890	14240	14595	14945	15300	15655
		Dual	62.5	22090	22775	23435	24120	24780	25420	26080	26740	27380	28020	28660
		Single	67.5	11375	11730	12080	12435	12765	13095	13450	13780	14110	14440	14770
		Dual	67.5	21405	22070	22730	23370	24010	24650	25285	25905	26545	27160	27780
T675240	295/80R22.5	Single	42.5	13340	13755	14155	14550	14970	15365	15740	16140	16535		
		Dual	42.5	23830	24560	25285	26015	26720	27450	28155	28835	29540		
		Single	62.5	12630	13005	13405	13780	14155	14530	14905	15280	15655		
		Dual	62.5	22420	23105	23790	24450	25135	25795	26455	27115	27780		
T675356	295/80R22.5	Single	62.5	13340	13755	14155	14550	14970	15365	15740	16140	16535		

Product code	Size	Fitting	Reference speed	Maximum load capacity per axle (lb) at various cold inflation pressures (psi)										
				94	98	102	105	109	112	116	120	123	127	131
		Dual	62.5 mph	23125	23830	24535	25245	25925	26610	27295	27975	28660		

Note! The inflation pressures given in the table are minimum values. It is recommended to use 0.5-1.0 bar higher values to compensate the effect of temperature variation and possible pressure gauge error, but not more than 9.0 bar should be used.

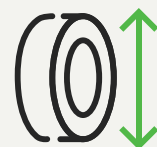
# NOKIAN TYRES HAKKAPELIITTA TRUCK F2

## WINTER STEER AXLE TIRE - GRIP FOR DEMANDING WINTER CONDITIONS IN REGIONAL AND LONG-DISTANCE TRANSPORT

- Aggressive pattern, deep grooves and a new shoulder design enable reference-level grip and good self-cleaning.
- Improved Spiral Sipe System keeps the siping effective even when the tire wears down.
- New, large stone ejectors protect the tire from stone trapping.



2026-05-26



## AVAILABLE SIZES

- 295/80R22.5 - T675041
- 295/80R22.5 - T675310
- 315/70R22.5 - T675040
- 315/70R22.5 - T675300
- 315/80R22.5 - T675039
- 315/80R22.5 - T675319
- 385/55R22.5 - T675276
- 385/55R22.5 - T675311
- 385/65R22.5 - T675038
- 385/65R22.5 - T675237
- 385/65R22.5 - T675291

# NOKIAN TYRES HAKKAPELIITTA TRUCK F2

## ALL SIZES

Product code	Size	LI/SS	TL/TT	Rim	Permitted rims	Width (in)	Diameter (in)	Loaded static radius (in)	Rolling circumference (in)	Pressure (psi)	Tread depth (1/32 in)	Min. dual spacing (in)	Rolling resistance	Wet grip	Noise class	Noise (dB)	M+S	Snow grip marking (3PMSF)
T675041	295/80R22.5	154/149M	TL	9.00	8.25	11.7	41.5	19.3	126.1	123	19	13.2	D	B	A	71	Yes	Yes
T675310	295/80R22.5	154/149M	TL	9.00	8.25	12	41.5	19.2	125.4	123	19	13.2	C	B	A	71	Yes	Yes
T675040	315/70R22.5	156/150L (154/150M)	TL	9.00	9.75	12.3	40.2	18.5	122.2	131	18	13.8	D	C	A	71	Yes	Yes
T675300	315/70R22.5	156/150L (154/150M)	TL	9.00	9.75	12.2	39.8	18.3	121.8	131	18	13.8	C	B	A	71	Yes	Yes
T675039	315/80R22.5	156/150L (154/150M)	TL	9.00	9.75	12.3	42.4	19.7	129	123	20	13.8	D	B	B	73	Yes	Yes
T675319	315/80R22.5	156/150L (154/150M)	TL	9.00	9.75	12.2	42.8	19.8	129.2	123	20	13.8	C	B	A	71	Yes	Yes
T675276	385/55R22.5	160K	TL	11.75	12.25	15	39.5	18.4	120	131	17		C	B	B	73	Yes	Yes
T675311	385/55R22.5	160K	TL	11.75	12.25	14.9	39.1	18	118.8	131	20		C	A	A	71	Yes	Yes
T675038	385/65R22.5	160K (158L)	TL	11.75	12.25	14.8	42.8	19.8	130	131	20		E	B	B	73	Yes	Yes
T675237	385/65R22.5	164K	TL	11.75	12.25	15	42.7	19.7	129.7	131	20		C	B	B	75	Yes	Yes
T675291	385/65R22.5	164K	TL	11.75	12.25	15.2	42.3	19.4	127.9	131	20		C	A	B	72	Yes	Yes

## LOAD CAPACITIES

Product code	Size	Fitting	Reference speed	Maximum load capacity per axle (lb) at various cold inflation pressures (psi)										
				mph	94	98	102	105	109	112	116	120	123	127
T675041	295/80R22.5	Single	80	13340	13755	14155	14550	14970	15365	15740	16140	16535		
		Dual	80	23125	23830	24535	25245	25925	26610	27295	27975	28660		
T675310	295/80R22.5	Single	80	13340	13755	14155	14550	14970	15365	15740	16140	16535		
		Dual	80	23125	23830	24535	25245	25925	26610	27295	27975	28660		
T675040	315/70R22.5	Single	75	13605	14020	14420	14835	15235	15655	16050	16445	16845	17240	17635
		Dual	75	22775	23480	24165	24845	25530	26215	26895	27560	28220	28880	29540
		Single	80	12745	13140	13515	13910	14285	14660	15060	15430	15785	16160	16535
		Dual	80	22775	23480	24165	24845	25530	26215	26895	27560	28220	28880	29540
T675300	315/70R22.5	Single	75	13605	14020	14420	14835	15235	15655	16050	16445	16845	17240	17635

Product code	Size	Fitting	Reference speed mph	Maximum load capacity per axle (lb) at various cold inflation pressures (psi)										
				94	98	102	105	109	112	116	120	123	127	131
		Dual	75	22775	23480	24165	24845	25530	26215	26895	27560	28220	28880	29540
		Single	80	13340	13755	14155	14550	14970	15365	15740	16140	16535		
		Dual	80	23830	24560	25285	26015	26720	27450	28155	28835	29540		
T675039	315/80R22.5	Single	75	14220	14660	15100	15520	15960	16380	16800	17220	17635		
		Dual	75	24405	25155	25905	26630	27380	28110	28815	29540			
		Single	80	13670	14090	14505	14905	15320	15720	16140	16535			
		Dual	80	24405	25155	25905	26630	27380	28110	28815	29540			
T675319	315/80R22.5	Single	75	14220	14660	15100	15520	15960	16380	16800	17220	17635		
		Dual	75	23830	24560	25285	26015	26720	27450	28155	28835	29540		
		Single	80	13670	14090	14505	14905	15320	15720	16140	16535			
		Dual	80	24405	25155	25905	26630	27380	28110	28815	29540			
T675276	385/55R22.5	Single	67.5	16005	16490	17000	17460	17945	18430	18895	19380	19840		
		Single	67.5	15300	15765	16225	16690	17150	17615	18055	18495	18960	19400	19840
T675311	385/55R22.5	Single	67.5	15300	15765	16225	16690	17150	17615	18055	18495	18960	19400	19840
T675038	385/65R22.5	Single	67.5	15300	15765	16225	16690	17150	17615	18055	18495	18960	19400	19840
		Single	75	15125	15585	16050	16490	16955	17395	17855	18300	18740		
T675237	385/65R22.5	Single	67.5	17000	17505	18035	18540	19050	19555	20060	20570	21055	21560	22045
T675291	385/65R22.5	Single	67.5	17000	17505	18035	18540	19050	19555	20060	20570	21055	21560	22045

Note! The inflation pressures given in the table are minimum values. It is recommended to use 0.5-1.0 bar higher values to compensate the effect of temperature variation and possible pressure gauge error, but not more than 9.0 bar should be used.

# NOKIAN TYRES HAKKA CITY BUS

## ALL-WEATHER TIRE FOR ALL AXLES – DURABILITY AND ALL-WEATHER PERFORMANCE FOR CITY BUSES

- Specifically designed for the modern urban needs. Increased load capacity.
- Reinforced sidewalls protect the tire against curb.
- Tread pattern for minimal heel/toe wear.



### AVAILABLE SIZES

- 275/70R22.5 - T675318

# NOKIAN TYRES HAKKA CITY BUS

## ALL SIZES

Product code	Size	LI/SS	TL/TT	Rim	Permitted rims	Width (in)	Diameter (in)	Loaded static radius (in)	Rolling circumference (in)	Pressure (psi)	Tread depth (1/32 in)	Min. dual spacing (in)	Rolling resistance	Wet grip	Noise class	Noise (dB)	M+S	Snow grip marking (3PMSF)
T675318	275/70R22.5	152/149J (150/148K)	TL	8.25	7.50	11	38.1	17.6	115	131	23	12.2	D	B	A	71	Yes	Yes

## LOAD CAPACITIES

Product code	Size	Fitting	Reference speed mph	Maximum load capacity per axle (lb) at various cold inflation pressures (psi)										
				94	98	102	105	109	112	116	120	123	127	131
T675318	275/70R22.5	Single	62.5	12060	12435	12810	13160	13535	13890	14240	14595	14945	15300	15655
		Dual	62.5	22090	22775	23435	24120	24780	25420	26080	26740	27380	28020	28660
		Single	67.5	11375	11730	12080	12435	12765	13095	13450	13780	14110	14440	14770
		Dual	67.5	21405	22070	22730	23370	24010	24650	25285	25905	26545	27160	27780

# NOKIAN TYRES HAKKA TRUCK COACH

## ALL-WEATHER TIRE FOR ALL AXLES – CONFIDENT GRIP AND COMFORT FOR LONG-DISTANCE BUSES

- Grip-improving siping with unique activators and optimized open pattern design.
- Rubber compound and tread pattern optimized for smooth, quiet rides.
- Long service life and even wear pattern. Rock Resistor grooves prevent stone trapping.



### AVAILABLE SIZES

- 295/80R22.5 - T675271
- 315/80R22.5 - T675272
- 295/80R22.5 - T675355



# NOKIAN TYRES HAKKA TRUCK COACH

## ALL SIZES

Product code	Size	LI/SS	TL/TT	Rim	Permitted rims	Width (in)	Diameter (in)	Loaded static radius (in)	Rolling circumference (in)	Pressure (psi)	Tread depth (1/32 in)	Min. dual spacing (in)	Rolling resistance	Wet grip	Noise class	Noise (dB)	M+S	Snow grip marking (3PMSF)
T675271	295/80R22.5	154/149M	TL	9.00	8.25	11.7	41.5	19.3	126.3	123	20	13.2	D	C	A	70	Yes	Yes
T675355	295/80R22.5	154/150M	TL	9.00	8.25	11.9	41.5	19.3	125.4	123	20	13.2	C	A	A	71	Yes	Yes
T675272	315/80R22.5	156/150L	TL	9.00	9.75	12.4	42.4	19.7	129	123	20	13.8	C	C	A	69	Yes	Yes

## LOAD CAPACITIES

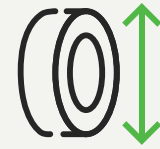
Product code	Size	Fitting	Reference speed mph	Maximum load capacity per axle (lb) at various cold inflation pressures (psi)								
				94	98	102	105	109	112	116	120	123
T675271	295/80R22.5	Single	80	13340	13755	14155	14550	14970	15365	15740	16140	16535
		Dual	80	23125	23830	24535	25245	25925	26610	27295	27975	28660
T675355	295/80R22.5	Single	80	13340	13755	14155	14550	14970	15365	15740	16140	16535
		Dual	80	23830	24560	25285	26015	26720	27450	28155	28835	29540
T675272	315/80R22.5	Single	75	14220	14660	15100	15520	15960	16380	16800	17220	17635
		Dual	75	23830	24560	25285	26015	26720	27450	28155	28835	29540

Note! The inflation pressures given in the table are minimum values. It is recommended to use 0.5-1.0 bar higher values to compensate the effect of temperature variation and possible pressure gauge error, but not more than 9.0 bar should be used.

# NOKIAN TYRES HAKKA TRUCK STEER

## ALL-WEATHER STEER AXLE TIRE - EXCELLENT MILEAGE FOR REGIONAL TRANSPORT

- Wide, slow-wearing tread for excellent mileage.
- New kind of sipe activators improve grip on snowy and wet surfaces.
- Stone ejectors protect the tire from stone trapping.



### AVAILABLE SIZES

- 295/80R22.5 - T675221
- 315/60R22.5 - T675249
- 315/70R22.5 - T675220
- 315/70R22.5 - T675302
- 315/80R22.5 - T675214
- 385/55R22.5 - T675241
- 385/65R22.5 - T675222

# NOKIAN TYRES HAKKA TRUCK STEER

## ALL SIZES

Product code	Size	LI/SS	TL/TT	Rim	Permitted rims	Width (in)	Diameter (in)	Loaded static radius (in)	Rolling circumference (in)	Pressure (psi)	Tread depth (1/32 in)	Min. dual spacing (in)	Rolling resistance	Wet grip	Noise class	Noise (dB)	M+S	Snow grip marking (3PMSF)
T675221	295/80R22.5	154/149M	TL	9.00	8.25	11.7	41.2	19.2	125.3	123	20	13.2	D	B	A	70	Yes	Yes
T675249	315/60R22.5	154/148L	TL	9.00	9.75	12.4	37.8	17.7	114.8	131	16	13.5	C	B	B	72	Yes	Yes
T675220	315/70R22.5	156/150L (154/150M)	TL	9.00	9.75	12.3	40.2	18.5	122.2	131	18	13.8	C	B	A	70	Yes	Yes
T675302	315/70R22.5	156/150L (154/150M)	TL	9.00	9.75	12.3	39.8	18.3	121.8	131	18	13.8	C	B	A	70	Yes	Yes
T675214	315/80R22.5	156/150L (154/150M)	TL	9.00	9.75	12.4	42.5	19.7	129.1	123	20	13.8	D	B	A	70	Yes	Yes
T675241	385/55R22.5	160K	TL	11.75	12.25	15.1	39.6	18.4	120.3	131	20		D	C	A	70	Yes	Yes
T675222	385/65R22.5	160K (158L)	TL	11.75	12.25	14.8	42.6	19.7	129.6	131	20		C	B	A	70	Yes	Yes

## LOAD CAPACITIES

Product code	Size	Fitting	Reference speed mph	Maximum load capacity per axle (lb) at various cold inflation pressures (psi)										
				94	98	102	105	109	112	116	120	123	127	131
T675221	295/80R22.5	Single	80	13340	13755	14155	14550	14970	15365	15740	16140	16535		
		Dual	80	23125	23830	24535	25245	25925	26610	27295	27975	28660		
T675249	315/60R22.5	Single	75	12745	13140	13515	13910	14285	14660	15060	15430	15785	16160	16535
		Dual	75	21405	22070	22730	23370	24010	24650	25285	25905	26545	27160	27780
T675220	315/70R22.5	Single	75	13605	14020	14420	14835	15235	15655	16050	16445	16845	17240	17635
		Dual	75	22775	23480	24165	24845	25530	26215	26895	27560	28220	28880	29540
		Single	80	12745	13140	13515	13910	14285	14660	15060	15430	15785	16160	16535
		Dual	80	22775	23480	24165	24845	25530	26215	26895	27560	28220	28880	29540
T675302	315/70R22.5	Single	75	13605	14020	14420	14835	15235	15655	16050	16445	16845	17240	17635
		Dual	75	22775	23480	24165	24845	25530	26215	26895	27560	28220	28880	29540
		Single	80	12745	13140	13515	13910	14285	14660	15060	15430	15785	16160	16535

Product code	Size	Fitting	Reference speed mph	Maximum load capacity per axle (lb) at various cold inflation pressures (psi)										
				94	98	102	105	109	112	116	120	123	127	131
		Dual	80	22775	23480	24165	24845	25530	26215	26895	27560	28220	28880	29540
T675214	315/80R22.5	Single	75	14220	14660	15100	15520	15960	16380	16800	17220	17635		
		Dual	75	24405	25155	25905	26630	27380	28110	28815	29540			
		Single	80	13670	14090	14505	14905	15320	15720	16140	16535			
		Dual	80	24405	25155	25905	26630	27380	28110	28815	29540			
T675241	385/55R22.5	Single	67.5	15300	15765	16225	16690	17150	17615	18055	18495	18960	19400	19840
T675222	385/65R22.5	Single	67.5	15300	15765	16225	16690	17150	17615	18055	18495	18960	19400	19840
		Single	75	15125	15585	16050	16490	16955	17395	17855	18300	18740		

Note! The inflation pressures given in the table are minimum values. It is recommended to use 0.5-1.0 bar higher values to compensate the effect of temperature variation and possible pressure gauge error, but not more than 9.0 bar should be used.

# NOKIAN TYRES HAKKA TRUCK STEER 2

**ALL-WEATHER STEER AXLE TIRE –  
EXCELLENT HANDLING AND MILEAGE  
FOR LONG DISTANCE AND REGIONAL  
TRANSPORT**

- New generation of the Hakka Truck range with improved mileage performance and low rolling resistance
- Unique center tread design with siping in two directions, even wear shape and excellent handling properties
- Deep siping in the center tread maintains grip when the tire wears down



## AVAILABLE SIZES

- 315/60R22.5 - T675325
- 315/70R22.5 - T675316
- 315/80R22.5 - T675348
- 385/55R22.5 - T675349
- 385/65R22.5 - T675354



2026-05-26

# NOKIAN TYRES HAKKA TRUCK STEER 2

## ALL SIZES

Product code	Size	LI/SS	TL/TT	Rim	Permitted rims	Width (in)	Diameter (in)	Loaded static radius (in)	Rolling circumference (in)	Pressure (psi)	Tread depth (1/32 in)	Min. dual spacing (in)	Rolling resistance	Wet grip	Noise class	Noise (dB)	M+S	Snow grip marking (3PMSF)
T675325	315/60R22.5	154/148L	TL	9.00	9.75	12.5	37.5	17.4	113.3	131	18	13.5	C	B	A	70	Yes	Yes
T675316	315/70R22.5	156/150L	TL	9.00	9.75	12.3	39.8	18.4	121.8	131	18	13.8	C	A	A	71	Yes	Yes
T675348	315/80R22.5	156/150L	TL	9.00	9.75	12.4	42.7	19.8	129.2	123	20	13.8	C	A	A	71	Yes	Yes
T675349	385/55R22.5	160K	TL	11.75	12.25	14.9	39	18	118.8	131	18		C	A	B	72	Yes	Yes
T675354	385/65R22.5	164K	TL	11.75	12.25	15.2	42.2	19.4	127.9	131	19		B	A	A	71	Yes	Yes

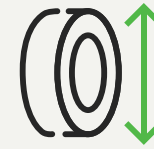
## LOAD CAPACITIES

Product code	Size	Fitting	Reference speed	Maximum load capacity per axle (lb) at various cold inflation pressures (psi)										
				mph	94	98	102	105	109	112	116	120	123	127
T675325	315/60R22.5	Single	75	12745	13140	13515	13910	14285	14660	15060	15430	15785	16160	16535
		Dual	75	21405	22070	22730	23370	24010	24650	25285	25905	26545	27160	27780
T675316	315/70R22.5	Single	75	13605	14020	14420	14835	15235	15655	16050	16445	16845	17240	17635
		Dual	75	22775	23480	24165	24845	25530	26215	26895	27560	28220	28880	29540
T675348	315/80R22.5	Single	75	14220	14660	15100	15520	15960	16380	16800	17220	17635		
		Dual	75	23830	24560	25285	26015	26720	27450	28155	28835	29540		
T675349	385/55R22.5	Single	67.5	15300	15765	16225	16690	17150	17615	18055	18495	18960	19400	19840
T675354	385/65R22.5	Single	67.5	17000	17505	18035	18540	19050	19555	20060	20570	21055	21560	22045

# NOKIAN TYRES E-TRUCK STEER

## ALL-SEASON STEER AXLE TIRE – GOOD GRIP AND MILEAGE FOR REGIONAL TRANSPORTS

- New type of zigzag-shaped grooves prevent stone trapping.
- Even wear pattern for good mileage.
- Spiral Sipe System adds grip on all roads.



### AVAILABLE SIZES

- 295/80R22.5 - T675226
- 295/80R22.5 - T675336
- 315/70R22.5 - T675223
- 315/70R22.5 - T675297
- 315/80R22.5 - T675219
- 315/80R22.5 - T675308
- 385/55R22.5 - T675248
- 385/55R22.5 - T675333
- 385/65R22.5 - T675247
- 385/65R22.5 - T675332

# NOKIAN TYRES E-TRUCK STEER

## ALL SIZES

Product code	Size	LI/SS	TL/TT	Rim	Permitted rims	Width (in)	Diameter (in)	Loaded static radius (in)	Rolling circumference (in)	Pressure (psi)	Tread depth (1/32 in)	Min. dual spacing (in)	Rolling resistance	Wet grip	Noise class	Noise (dB)	M+S	Snow grip marking (3PMSF)
T675226	295/80R22.5	152/148M	TL	9.00	8.25	11.7	41.1	19.2	124.9	123	17	13.2	C	B	A	70	Yes	Yes
T675336	295/80R22.5	154/149M	TL	9.00	8.25	11.9	41.3	18	126.5	123	18	13.2	C	B	A	71	Yes	Yes
T675223	315/70R22.5	154/150L (152/148M)	TL	9.00	9.75	12.5	40.1	18.6	121.9	131	17	13.8	C	A	A	70	Yes	Yes
T675297	315/70R22.5	156/150L	TL	9.00	9.75	12.2	40	18.5	121.9	131	20	13.8	C	B	A	71	Yes	Yes
T675219	315/80R22.5	156/150L (154/150M)	TL	9.00	9.75	12.4	42.2	19.6	128.1	123	18	13.8	C	A	A	69	Yes	Yes
T675308	315/80R22.5	156/150L	TL	9.00	9.75	12.4	42.4	19.7	129.8	123	19	13.8	B	B	A	71	Yes	Yes
T675248	385/55R22.5	160K	TL	11.75	12.25	15	39.3	18.3	119.6	131	16		B	B	A	68	Yes	Yes
T675333	385/55R22.5	160K	TL	11.75	12.25	14.8	39.1	18	119.7	131	18		B	B	A	70	Yes	Yes
T675247	385/65R22.5	160K	TL	11.75	12.25	14.9	42.4	19.6	129	131	17		C	B	A	71	Yes	Yes
T675332	385/65R22.5	164K	TL	11.75	12.25	14.8	42.2	19.4	129.2	131	18		C	B	A	70	Yes	Yes

## LOAD CAPACITIES

Product code	Size	Fitting	Reference speed mph	Maximum load capacity per axle (lb) at various cold inflation pressures (psi)										
				94	98	102	105	109	112	116	120	123	127	131
T675226	295/80R22.5	Single	80	12630	13005	13405	13780	14155	14530	14905	15280	15655		
		Dual	80	22420	23105	23790	24450	25135	25795	26455	27115	27780		
T675336	295/80R22.5	Single	80	13340	13755	14155	14550	14970	15365	15740	16140	16535		
		Dual	80	23125	23830	24535	25245	25925	26610	27295	27975	28660		
T675223	315/70R22.5	Single	75	12745	13140	13515	13910	14285	14660	15060	15430	15785	16160	16535
		Dual	75	22775	23480	24165	24845	25530	26215	26895	27560	28220	28880	29540
		Single	80	12630	13005	13405	13780	14155	14530	14905	15280	15655		
		Dual	80	22420	23105	23790	24450	25135	25795	26455	27115	27780		
T675297	315/70R22.5	Single	75	13605	14020	14420	14835	15235	15655	16050	16445	16845	17240	17635

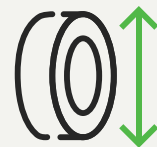
Product code	Size	Fitting	Reference speed mph	Maximum load capacity per axle (lb) at various cold inflation pressures (psi)										
				94	98	102	105	109	112	116	120	123	127	131
		Dual	75	22775	23480	24165	24845	25530	26215	26895	27560	28220	28880	29540
T675219	315/80R22.5	Single	75	14220	14660	15100	15520	15960	16380	16800	17220	17635		
		Dual	75	24405	25155	25905	26630	27380	28110	28815	29540			
		Single	80	13670	14090	14505	14905	15320	15720	16140	16535			
		Dual	80	24405	25155	25905	26630	27380	28110	28815	29540			
T675308	315/80R22.5	Single	75	14220	14660	15100	15520	15960	16380	16800	17220	17635		
		Dual	75	23830	24560	25285	26015	26720	27450	28155	28835	29540		
T675248	385/55R22.5	Single	67.5	15300	15765	16225	16690	17150	17615	18055	18495	18960	19400	19840
T675333	385/55R22.5	Single	67.5	15300	15765	16225	16690	17150	17615	18055	18495	18960	19400	19840
T675247	385/65R22.5	Single	67.5	15300	15765	16225	16690	17150	17615	18055	18495	18960	19400	19840
T675332	385/65R22.5	Single	67.5	17000	17505	18035	18540	19050	19555	20060	20570	21055	21560	22045

Note! The inflation pressures given in the table are minimum values. It is recommended to use 0.5-1.0 bar higher values to compensate the effect of temperature variation and possible pressure gauge error, but not more than 9.0 bar should be used.

# NOKIAN TYRES E-TRUCK STEER 17.5

## ALL-SEASON STEER AXLE TIRE - STABILITY FOR LIGHT AND MEDIUM TRANSPORT

- Robust pattern with good stability and handling properties.
- Special zigzag-shaped wide grooves effectively reduce stone trapping.
- Abrasion-resistant rubber compound provides good mileage.



### AVAILABLE SIZES

- 215/75R17.5 - T675252
- 235/75R17.5 - T675253
- 215/75R17.5 - T675338
- 235/75R17.5 - T675342

# NOKIAN TYRES E-TRUCK STEER 17.5

## ALL SIZES

Product code	Size	LI/SS	TL/TT	Rim	Permitted rims	Width (in)	Diameter (in)	Loaded static radius (in)	Rolling circumference (in)	Pressure (psi)	Tread depth (1/32 in)	Min. dual spacing (in)	Rolling resistance	Wet grip	Noise class	Noise (dB)	M+S	Snow grip marking (3PMSF)
T675252	215/75R17.5	126/124M	TL	6.00	6.75	8.4	30	14.1	91.1	102	15	9.4	C	C	A	70	Yes	Yes
T675338	215/75R17.5	126/124M	TL	6.00	6.75	8.3	30.4	14.1	93	102	16	9.4	C	B	A	71	Yes	Yes
T675253	235/75R17.5	132/130M	TL	6.75	7.50	9.4	31.1	14.6	94.6	112	15	10.3	C	B	A	67	Yes	Yes
T675342	235/75R17.5	132/130M	TL	6.75	7.50	8.9	31.3	14.5	95.7	112	16	10.3	C	B	A	71	Yes	Yes

## LOAD CAPACITIES

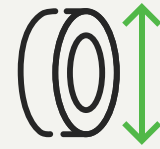
Product code	Size	Fitting	Reference speed mph	Maximum load capacity per axle (lb) at various cold inflation pressures (psi)														
				73	76	80	83	87	91	94	98	102	105	109	112			
T675252	215/75R17.5	Single	80	5730	5950	6175	6395	6635	6855	7055	7275	7495						
		Dual	80	10780	11200	11640	12060	12480	12895	13295	13715	14110						
T675338	215/75R17.5	Single	80	5730	5950	6175	6395	6635	6855	7055	7275	7495						
		Dual	80	10780	11200	11640	12060	12480	12895	13295	13715	14110						
T675253	235/75R17.5	Single	80			6700	6945	7185	7430	7650	7895	8135	8355	8600	8820			
		Dual	80			12745	13205	13645	14110	14550	14990	15455	15895	16315	16755			
T675342	235/75R17.5	Single	80			6700	6945	7185	7430	7650	7895	8135	8355	8600	8820			
		Dual	80			12745	13205	13645	14110	14550	14990	15455	15895	16315	16755			

Note! The inflation pressures given in the table are minimum values. It is recommended to use 0.5-1.0 bar higher values to compensate the effect of temperature variation and possible pressure gauge error, but not more than 9.0 bar should be used.

# NOKIAN TYRES E-TRUCK STEER 19.5

## ALL-SEASON STEER AXLE TIRE – STABILITY FOR LIGHT AND MEDIUM TRANSPORT

- Robust pattern with good stability and handling properties.
- Special zigzag-shaped wide grooves effectively reduce stone trapping.
- Abrasion-resistant rubber compound provides good mileage.



### AVAILABLE SIZES

- 265/70R19.5 - T675263
- 285/70R19.5 - T675262
- 265/70R19.5 - T675343
- 285/70R19.5 - T675344

# NOKIAN TYRES E-TRUCK STEER 19.5

## ALL SIZES

Product code	Size	LI/SS	TL/TT	Rim	Permitted rims	Width (in)	Diameter (in)	Loaded static radius (in)	Rolling circumference (in)	Pressure (psi)	Tread depth (1/32 in)	Min. dual spacing (in)	Rolling resistance	Wet grip	Noise class	Noise (dB)	M+S	Snow grip marking (3PMSF)
T675263	265/70R19.5	140/138M	TL	7.50	6.75, 8.25	9.9	33.8	15.7	102.8	112	16	11.6	C	B	A	68	Yes	Yes
T675343	265/70R19.5	140/138M	TL	7.50	6.75, 8.25	10.2	33.9	15.7	103.9	112	16	11.6	C	B	A	71	Yes	Yes
T675262	285/70R19.5	145/143M	TL	8.25	9.00	10.6	34.9	16.1	106.1	123	17	12.5	C	C	A	67	Yes	Yes
T675344	285/70R19.5	146/144L	TL	8.25	9.00	10.9	35.2	16.3	107.8	131	17	12.5	C	B	A	71	Yes	Yes

## LOAD CAPACITIES

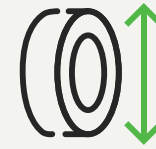
Product code	Size	Fitting	Reference speed mph	Maximum load capacity per axle (lb) at various cold inflation pressures (psi)														
				80	83	87	91	94	98	102	105	109	112	116	120	123	127	131
T675263	265/70R19.5	Single	80	8380	8685	8975	9280	9570	9875	10165	10450	10735	11025					
		Dual	80	15805	16380	16955	17525	18080	18630	19180	19730	20285	20810					
T675343	265/70R19.5	Single	80	8380	8685	8975	9280	9570	9875	10165	10450	10735	11025					
		Dual	80	15805	16380	16955	17525	18080	18630	19180	19730	20285	20810					
T675262	285/70R19.5	Single	80			9680	10010	10320	10625	10955	11265	11575	11885	12190	12480	12785		
		Dual	80			18190	18785	19380	19975	20570	21165	21740	22310	22885	23455	24030		
T675344	285/70R19.5	Single	75			9570	9875	10185	10515	10825	11135	11440	11730	12035	12345	12630	12940	13230
		Dual	75			17855	18455	19025	19620	20195	20770	21340	21915	22465	23040	23590	24140	24690

Note! The inflation pressures given in the table are minimum values. It is recommended to use 0.5-1.0 bar higher values to compensate the effect of temperature variation and possible pressure gauge error, but not more than 9.0 bar should be used.

# NOKIAN TYRES R-TRUCK STEER

## STEER AXLE TIRE – CONTROLLED STEERING FOR ON/OFF-ROAD USE

- Stone ejectors in the main grooves prolong operating life especially on rough surfaces.
- High quality rubber compound for a long service life.
- Low heat build-up means the tire wears evenly and retains its good properties throughout its lifetime.



## AVAILABLE SIZES

- 315/80R22.5 - T675238
- 315/80R22.5 - T675331
- 385/65R22.5 - T675239
- 385/65R22.5 - T675260
- 385/65R22.5 - T675313

# NOKIAN TYRES R-TRUCK STEER

## ALL SIZES

Product code	Size	LI/SS	TL/TT	Rim	Permitted rims	Width (in)	Diameter (in)	Loaded static radius (in)	Rolling circumference (in)	Pressure (psi)	Tread depth (1/32 in)	Min. dual spacing (in)	Rolling resistance	Wet grip	Noise class	Noise (dB)	M+S	Snow grip marking (3PMSF)
T675238	315/80R22.5	156/150K	TL	9.00	9.75	12.2	42.6	19.8	129.5	120	20	13.8	C	B	A	70	Yes	Yes
T675331	315/80R22.5	156/150K	TL	9.00	9.75	12.2	43.1	20	129.2	123	20	13.8	C	A	A	71	Yes	Yes
T675239	385/65R22.5	160K	TL	11.75	12.25	14.9	42.8	19.8	130	131	20		C	B	A	71	Yes	Yes
T675260	385/65R22.5	164K	TL	11.75	12.25	15	42.8	19.8	130	131	20		C	C	A	70	Yes	Yes
T675313	385/65R22.5	164K	TL	11.75	12.25	15.2	42.2	19.4	127.9	131	20		C	A	B	72	Yes	Yes

## LOAD CAPACITIES

Product code	Size	Fitting	Reference speed	Maximum load capacity per axle (lb) at various cold inflation pressures (psi)										
				mph	94	98	102	105	109	112	116	120	123	127
T675238	315/80R22.5	Single	67.5	14575	15015	15455	15895	16335	16775	17220	17635			
		Dual	67.5	24405	25155	25905	26630	27380	28110	28815	29540			
T675331	315/80R22.5	Single	67.5	14220	14660	15100	15520	15960	16380	16800	17220	17635		
		Dual	67.5	23830	24560	25285	26015	26720	27450	28155	28835	29540		
T675239	385/65R22.5	Single	67.5	15300	15765	16225	16690	17150	17615	18055	18495	18960	19400	19840
T675260	385/65R22.5	Single	67.5	17000	17505	18035	18540	19050	19555	20060	20570	21055	21560	22045
T675313	385/65R22.5	Single	67.5	17000	17505	18035	18540	19050	19555	20060	20570	21055	21560	22045

Note! The inflation pressures given in the table are minimum values. It is recommended to use 0.5-1.0 bar higher values to compensate the effect of temperature variation and possible pressure gauge error, but not more than 9.0 bar should be used.

# NOKIAN TYRES HAKKAPELIITTA TRUCK D

## SUPERIOR GRIP AND STABILITY IN THE LONG HAUL

- The deep 3D siping maintains grip even when the tire wears down.
- The patented Twin-Block pattern design ensures superior traction especially on packed snow and icy roads.
- New design with a lower rolling resistance saves fuel and the environment.



### AVAILABLE SIZES

- 275/70R22.5 - T675233
- 295/80R22.5 - T675031
- 315/70R22.5 - T675032
- 315/80R22.5 - T675030



# NOKIAN TYRES HAKKAPELIITTA TRUCK D

## ALL SIZES

Product code	Size	LI/SS	TL/TT	Rim	Permitted rims	Width (in)	Diameter (in)	Loaded static radius (in)	Rolling circumference (in)	Pressure (psi)	Tread depth (1/32 in)	Min. dual spacing (in)	Rolling resistance	Wet grip	Noise class	Noise (dB)	M+S	Snow grip marking (3PMSF)
T675233	275/70R22.5	148/145M	TL	8.25	7.50	10.9	37.7	17.5	114.6	131	20	12.2	D	B	B	75	Yes	Yes
T675031	295/80R22.5	152/148M	TL	9.00	8.25	11.7	41.9	19.5	127.2	123	25	13.2	D	C	B	74	Yes	Yes
T675032	315/70R22.5	152/148M (154/150L)	TL	9.00	9.75	12.4	40.6	18.7	123.5	123	25	13.8	D	C	A	73	Yes	Yes
T675030	315/80R22.5	154/150M (156/150L)	TL	9.00	9.75	12.3	42.8	19.8	130.1	120	25	13.8	D	D	B	76	Yes	Yes

## LOAD CAPACITIES

Product code	Size	Fitting	Reference speed mph	Maximum load capacity per axle (lb) at various cold inflation pressures (psi)										
				94	98	102	105	109	112	116	120	123	127	131
T675233	275/70R22.5	Single	80	10715	11025	11355	11685	11995	12325	12630	12965	13270	13580	13890
		Dual	80	19710	20325	20920	21515	22110	22685	23280	23855	24425	25000	25575
T675031	295/80R22.5	Single	80	12630	13005	13405	13780	14155	14530	14905	15280	15655		
		Dual	80	22420	23105	23790	24450	25135	25795	26455	27115	27780		
T675032	315/70R22.5	Single	75	12745	13140	13515	13910	14285	14660	15060	15430	15785	16160	16535
		Dual	75	22775	23480	24165	24845	25530	26215	26895	27560	28220	28880	29540
		Single	80	12630	13005	13405	13780	14155	14530	14905	15280	15655		
		Dual	80	22420	23105	23790	24450	25135	25795	26455	27115	27780		
T675030	315/80R22.5	Single	75	14220	14660	15100	15520	15960	16380	16800	17220	17635		
		Dual	75	24405	25155	25905	26630	27380	28110	28815	29540			
		Single	80	13670	14090	14505	14905	15320	15720	16140	16535			
		Dual	80	24405	25155	25905	26630	27380	28110	28815	29540			

Note! The inflation pressures given in the table are minimum values. It is recommended to use 0.5-1.0 bar higher values to compensate the effect of temperature variation and possible pressure gauge error, but not more than 9.0 bar should be used.

# NOKIAN TYRES HAKKAPELIITTA TRUCK D2

## WINTER DRIVE AXLE TIRE – ENHANCED WEAR RESISTANCE AND GRIP ON WINTER ROADS

- Deeper reach, better worn grip and improved stability due to peg siping and open center tread design.
- Patented Twin-Block pattern design to achieve superior stability and traction especially on packed snow and icy roads.
- New generation of Hakkapeliitta Truck D family with better mileage performance.



## AVAILABLE SIZES

- 295/80R22.5 - T675320
- 315/80R22.5 - T675321
- 315/70R22.5 - T675301

# NOKIAN TYRES HAKKAPELIITTA TRUCK D2

## ALL SIZES

Product code	Size	LI/SS	TL/TT	Rim	Permitted rims	Width (in)	Diameter (in)	Loaded static radius (in)	Rolling circumference (in)	Pressure (psi)	Tread depth (1/32 in)	Min. dual spacing (in)	Rolling resistance	Wet grip	Noise class	Noise (dB)	M+S	Snow grip marking (3PMSF)
T675320	295/80R22.5	152/148M (154/150L)	TL	9.00	8.25	12	41.7	19.4	127.2	123	25	13.2	D	B	A	73	Yes	Yes
T675301	315/70R22.5	154/150L (152/148M)	TL	9.00	9.75	12.3	40.2	18.6	121.8	131	24	13.8	D	B	A	73	Yes	Yes
T675321	315/80R22.5	156/150L (154/150M)	TL	9.00	9.75	12.2	43	19.8	129.2	123	25	13.8	D	B	B	75	Yes	Yes

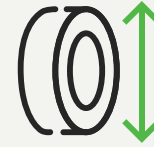
## LOAD CAPACITIES

Product code	Size	Fitting	Reference speed mph	Maximum load capacity per axle (lb) at various cold inflation pressures (psi)										
				94	98	102	105	109	112	116	120	123	127	131
T675320	295/80R22.5	Single	75	13340	13755	14155	14550	14970	15365	15740	16140	16535		
		Dual	75	23830	24560	25285	26015	26720	27450	28155	28835	29540		
		Single	80	12630	13005	13405	13780	14155	14530	14905	15280	15655		
		Dual	80	22420	23105	23790	24450	25135	25795	26455	27115	27780		
T675301	315/70R22.5	Single	75	12745	13140	13515	13910	14285	14660	15060	15430	15785	16160	16535
		Dual	75	22775	23480	24165	24845	25530	26215	26895	27560	28220	28880	29540
		Single	80	12630	13005	13405	13780	14155	14530	14905	15280	15655		
		Dual	80	22420	23105	23790	24450	25135	25795	26455	27115	27780		
T675321	315/80R22.5	Single	75	14220	14660	15100	15520	15960	16380	16800	17220	17635		
		Dual	75	23830	24560	25285	26015	26720	27450	28155	28835	29540		
		Single	80	13340	13755	14155	14550	14970	15365	15740	16140	16535		
		Dual	80	23830	24560	25285	26015	26720	27450	28155	28835	29540		

# NOKIAN TYRES HAKKAPELIITTA TRUCK E2

## WINTER DRIVE AXLE TIRE – SUPERIOR TRACTION AND OPTIMIZED PERFORMANCE ON SEVERE WINTER CONDITIONS

- Deeper reach, better grip when worn and improved stability due to peg siping.
- Consistent rigidity and even wear pattern brought by connected block system.
- Increased tire service life enabled by the open center tread design and extra deep-reaching center sipes.



### AVAILABLE SIZES

- 275/70R22.5 - T675274
- 275/70R22.5 - T675357
- 295/80R22.5 - T675259
- 295/80R22.5 - T675290
- 295/80R22.5 - T675368
- 315/70R22.5 - T675258
- 315/70R22.5 - T675309
- 315/80R22.5 - T675257
- 315/80R22.5 - T675289



# NOKIAN TYRES HAKKAPELIITTA TRUCK E2

## ALL SIZES

Product code	Size	LI/SS	TL/TT	Rim	Permitted rims	Width (in)	Diameter (in)	Loaded static radius (in)	Rolling circumference (in)	Pressure (psi)	Tread depth (1/32 in)	Min. dual spacing (in)	Rolling resistance	Wet grip	Noise class	Noise (dB)	M+S	Snow grip marking (3PMSF)
T675274	275/70R22.5	148/145M	TL	8.25	7.50	10.5	38.1	17.7	115.9	131	22	12.2	E	C	B	74	Yes	Yes
T675357	275/70R22.5	148/145M	TL	8.25	7.50	10.8	38.2	17.7	115	131	22	12.2	D	A	B	74	Yes	Yes
T675259	295/80R22.5	152/148M	TL	9.00	9.75	11.7	41.9	19.5	126.9	123	25	13.2	D	D	B	74	Yes	Yes
T675290	295/80R22.5	152/148M	TL	9.00	9.75	11.9	41.5	19.4	125.4	123	25	13.2	D	C	A	73	Yes	Yes
T675368	295/80R22.5	152/149M	TL	9.00	9.75	11.9	41.5	19.4	125.4	123	25	13.2	D	C	A	73	Yes	Yes
T675258	315/70R22.5	154/150L (152/148M)	TL	9.00	9.75	12.4	40.4	18.7	122.9	131	23	13.8	D	D	B	74	Yes	Yes
T675309	315/70R22.5	154/150L (152/148M)	TL	9.00	9.75	12.2	40.1	18.5	121.8	131	23	13.8	D	A	A	73	Yes	Yes
T675257	315/80R22.5	156/150L (154/150M)	TL	9.00	9.75	12.4	42.9	19.9	130.3	123	25	13.8	D	D	A	73	Yes	Yes
T675289	315/80R22.5	156/150L (154/150M)	TL	9.00	9.75	12.3	43.1	19.8	129.2	123	25	13.8	D	A	A	73	Yes	Yes

## LOAD CAPACITIES

Product code	Size	Fitting	Reference speed mph	Maximum load capacity per axle (lb) at various cold inflation pressures (psi)										
				94	98	102	105	109	112	116	120	123	127	131
T675274	275/70R22.5	Single	80	10715	11025	11355	11685	11995	12325	12630	12965	13270	13580	13890
		Dual	80	19710	20325	20920	21515	22110	22685	23280	23855	24425	25000	25575
T675357	275/70R22.5	Single	80	10715	11025	11355	11685	11995	12325	12630	12965	13270	13580	13890
		Dual	80	19710	20325	20920	21515	22110	22685	23280	23855	24425	25000	25575
T675259	295/80R22.5	Single	80	12630	13005	13405	13780	14155	14530	14905	15280	15655		
		Dual	80	22420	23105	23790	24450	25135	25795	26455	27115	27780		
T675290	295/80R22.5	Single	80	12630	13005	13405	13780	14155	14530	14905	15280	15655		
		Dual	80	22420	23105	23790	24450	25135	25795	26455	27115	27780		
T675368	295/80R22.5	Single	80	12630	13005	13405	13780	14155	14530	14905	15280	15655		
		Dual	80	23125	23830	24535	25245	25925	26610	27295	27975	28660		

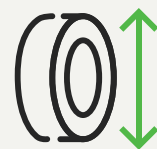
Product code	Size	Fitting	Reference speed mph	Maximum load capacity per axle (lb) at various cold inflation pressures (psi)										
				94	98	102	105	109	112	116	120	123	127	131
T675258	315/70R22.5	Single	75	12745	13140	13515	13910	14285	14660	15060	15430	15785	16160	16535
		Dual	75	22775	23480	24165	24845	25530	26215	26895	27560	28220	28880	29540
		Single	80	12630	13005	13405	13780	14155	14530	14905	15280	15655		
		Dual	80	22420	23105	23790	24450	25135	25795	26455	27115	27780		
T675309	315/70R22.5	Single	75	12745	13140	13515	13910	14285	14660	15060	15430	15785	16160	16535
		Dual	75	22775	23480	24165	24845	25530	26215	26895	27560	28220	28880	29540
		Single	80	12630	13005	13405	13780	14155	14530	14905	15280	15655		
		Dual	80	22420	23105	23790	24450	25135	25795	26455	27115	27780		
T675257	315/80R22.5	Single	75	14220	14660	15100	15520	15960	16380	16800	17220	17635		
		Dual	75	24405	25155	25905	26630	27380	28110	28815	29540			
		Single	80	13670	14090	14505	14905	15320	15720	16140	16535			
		Dual	80	24405	25155	25905	26630	27380	28110	28815	29540			
T675289	315/80R22.5	Single	75	14220	14660	15100	15520	15960	16380	16800	17220	17635		
		Dual	75	23830	24560	25285	26015	26720	27450	28155	28835	29540		

Note! The inflation pressures given in the table are minimum values. It is recommended to use 0.5-1.0 bar higher values to compensate the effect of temperature variation and possible pressure gauge error, but not more than 9.0 bar should be used.

# NOKIAN TYRES HAKKA TRUCK DRIVE

## ALL-WEATHER DRIVE AXLE TIRE - GRIP FOR REGIONAL TRANSPORT

- Open V-shaped tread design with good self-cleaning.
- Optimized tread pattern staggering ensures even wear pattern.
- Effective siping improves grip in both acceleration and braking.



### AVAILABLE SIZES

- 295/60R22.5 - T675250
- 295/80R22.5 - T675034
- 315/60R22.5 - T675251
- 315/70R22.5 - T675036
- 315/70R22.5 - T675303
- 315/80R22.5 - T675035



# NOKIAN TYRES HAKKA TRUCK DRIVE

## ALL SIZES

Product code	Size	LI/SS	TL/TT	Rim	Permitted rims	Width (in)	Diameter (in)	Loaded static radius (in)	Rolling circumference (in)	Pressure (psi)	Tread depth (1/32 in)	Min. dual spacing (in)	Rolling resistance	Wet grip	Noise class	Noise (dB)	M+S	Snow grip marking (3PMSF)
T675250	295/60R22.5	150/147L	TL	9.00	9.75	11.8	36.7	17.2	111.4	131	19	13	D	C	B	76	Yes	Yes
T675034	295/80R22.5	152/148M	TL	9.00	8.25	11.7	41.7	19.2	126.9	123	23	13.2	E	C	B	75	Yes	Yes
T675251	315/60R22.5	152/148L	TL	9.00	9.75	12.2	37.9	17.7	115.2	131	20	13.5	C	C	B	76	Yes	Yes
T675036	315/70R22.5	152/148M (154/150L)	TL	9.00	9.75	12.4	40.5	18.7	123.1	123	23	13.8	D	C	B	75	Yes	Yes
T675303	315/70R22.5	154/150L (152/148M)	TL	9.00	9.75	12.3	40	18.6	121.8	131	23	13.8	D	B	A	72	Yes	Yes
T675035	315/80R22.5	154/150M (156/150L)	TL	9.00	9.75	12.3	42.7	19.8	129.8	120	23	13.8	D	C	B	74	Yes	Yes

## LOAD CAPACITIES

Product code	Size	Fitting	Reference speed mph	Maximum load capacity per axle (lb) at various cold inflation pressures (psi)										
				94	98	102	105	109	112	116	120	123	127	131
T675250	295/60R22.5	Single	75	11375	11730	12080	12435	12765	13095	13450	13780	14110	14440	14770
		Dual	75	20900	21540	22180	22820	23435	24050	24670	25285	25905	26520	27115
T675034	295/80R22.5	Single	80	12630	13005	13405	13780	14155	14530	14905	15280	15655		
		Dual	80	22420	23105	23790	24450	25135	25795	26455	27115	27780		
T675251	315/60R22.5	Single	75	12060	12435	12810	13160	13535	13890	14240	14595	14945	15300	15655
		Dual	75	21405	22070	22730	23370	24010	24650	25285	25905	26545	27160	27780
T675036	315/70R22.5	Single	75	12745	13140	13515	13910	14285	14660	15060	15430	15785	16160	16535
		Dual	75	22775	23480	24165	24845	25530	26215	26895	27560	28220	28880	29540
		Single	80	12630	13005	13405	13780	14155	14530	14905	15280	15655		
		Dual	80	22420	23105	23790	24450	25135	25795	26455	27115	27780		
T675303	315/70R22.5	Single	75	12745	13140	13515	13910	14285	14660	15060	15430	15785	16160	16535
		Dual	75	22775	23480	24165	24845	25530	26215	26895	27560	28220	28880	29540

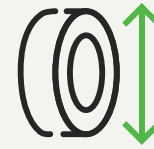
Product code	Size	Fitting	Reference speed mph	Maximum load capacity per axle (lb) at various cold inflation pressures (psi)										
				94	98	102	105	109	112	116	120	123	127	131
		Single	80	12630	13005	13405	13780	14155	14530	14905	15280	15655		
		Dual	80	22420	23105	23790	24450	25135	25795	26455	27115	27780		
T675035	315/80R22.5	Single	75	14220	14660	15100	15520	15960	16380	16800	17220	17635		
		Dual	75	24405	25155	25905	26630	27380	28110	28815	29540			
		Single	80	13670	14090	14505	14905	15320	15720	16140	16535			
		Dual	80	24405	25155	25905	26630	27380	28110	28815	29540			

Note! The inflation pressures given in the table are minimum values. It is recommended to use 0.5-1.0 bar higher values to compensate the effect of temperature variation and possible pressure gauge error, but not more than 9.0 bar should be used.

# NOKIAN TYRES HAKKA TRUCK DRIVE 2

**ALL-WEATHER DRIVE AXLE TIRE –  
ENHANCED GRIP AND EVEN WEAR FOR  
LONG DISTANCE AND REGIONAL  
TRANSPORT**

- New generation of the Hakka Truck range with improved mileage performance and low rolling resistance
- Effective deep self-generating siping improves grip in both acceleration and braking
- Optimized tread pattern staggering ensures even wear pattern



## AVAILABLE SIZES

- 295/60R22.5 - T675324
- 315/80R22.5 - T675350
- 315/70R22.5 - T675315



# NOKIAN TYRES HAKKA TRUCK DRIVE 2

## ALL SIZES

Product code	Size	LI/SS	TL/TT	Rim	Permitted rims	Width (in)	Diameter (in)	Loaded static radius (in)	Rolling circumference (in)	Pressure (psi)	Tread depth (1/32 in)	Min. dual spacing (in)	Rolling resistance	Wet grip	Noise class	Noise (dB)	M+S	Snow grip marking (3PMSF)
T675324	295/60R22.5	150/147L	TL	9.00	9.75	11.3	36.5	16.9	110.5	131	21	13	D	A	A	73	Yes	Yes
T675315	315/70R22.5	154/150L	TL	9.00	9.75	12.2	40.1	18.6	121.8	131	23	13.8	D	A	A	73	Yes	Yes
T675350	315/80R22.5	156/150L (154/150M)	TL	9.00	9.75	12.4	43	19.9	129.2	123	23	13.8	D	B	A	73	Yes	Yes

## LOAD CAPACITIES

Product code	Size	Fitting	Reference speed mph	Maximum load capacity per axle (lb) at various cold inflation pressures (psi)										
				94	98	102	105	109	112	116	120	123	127	131
T675324	295/60R22.5	Single	75	11375	11730	12080	12435	12765	13095	13450	13780	14110	14440	14770
		Dual	75	20900	21540	22180	22820	23435	24050	24670	25285	25905	26520	27115
T675315	315/70R22.5	Single	75	12745	13140	13515	13910	14285	14660	15060	15430	15785	16160	16535
		Dual	75	22775	23480	24165	24845	25530	26215	26895	27560	28220	28880	29540
T675350	315/80R22.5	Single	75	14220	14660	15100	15520	15960	16380	16800	17220	17635		
		Dual	75	23830	24560	25285	26015	26720	27450	28155	28835	29540		
		Single	80	13670	14090	14505	14905	15320	15720	16140	16535			
		Dual	80	24405	25155	25905	26630	27380	28110	28815	29540			

# NOKIAN TYRES E-TRUCK DRIVE

## ALL-SEASON DRIVE AXLE TIRE -RELIABLE TRACTION AND EVEN WEAR FOR REGIONAL TRANSPORT

- Effective block pattern and open center tread design ensure good traction.
- Even wear pattern for a long, trouble-free service life.
- Low rolling resistance and tire noise for fuel economy and comfort.



### AVAILABLE SIZES

- 295/80R22.5 - T675282
- 295/80R22.5 - T675335
- 315/70R22.5 - T675296
- 315/70R22.5 - T675367
- 315/80R22.5 - T675280
- 315/80R22.5 - T675307

# NOKIAN TYRES E-TRUCK DRIVE

## ALL SIZES

Product code	Size	LI/SS	TL/TT	Rim	Permitted rims	Width (in)	Diameter (in)	Loaded static radius (in)	Rolling circumference (in)	Pressure (psi)	Tread depth (1/32 in)	Min. dual spacing (in)	Rolling resistance	Wet grip	Noise class	Noise (dB)	M+S	Snow grip marking (3PMSF)
T675282	295/80R22.5	152/148M	TL	8.25		11.7	41.5	19.3	126.1	123	22	13.2	D	C	B	75	Yes	Yes
T675335	295/80R22.5	152/148M	TL	8.25		11.9	41.7	19.4	127.5	123	25	13.2	D	B	B	74	Yes	Yes
T675296	315/70R22.5	154/150L	TL	9.00	9.75	12.1	40.2	18.7	122.7	131	25	13.8	D	B	B	74	Yes	Yes
T675367	315/70R22.5	154/150L	TL	9.00	9.75	12.1	40.2	18.7	122.7	131	25	13.8	C	B	B	74	Yes	Yes
T675280	315/80R22.5	154/150M (156/150L)	TL	9.00	9.75	12.4	42.4	19.8	129.4	120	22	13.8	D	C	B	76	Yes	Yes
T675307	315/80R22.5	156/150L	TL	9.00	9.75	12.4	42.9	19.9	131.2	123	25	13.8	C	B	B	74	Yes	Yes

## LOAD CAPACITIES

Product code	Size	Fitting	Reference speed mph	Maximum load capacity per axle (lb) at various cold inflation pressures (psi)										
				94	98	102	105	109	112	116	120	123	127	131
T675282	295/80R22.5	Single	80	12630	13005	13405	13780	14155	14530	14905	15280	15655		
		Dual	80	22420	23105	23790	24450	25135	25795	26455	27115	27780		
T675335	295/80R22.5	Single	80	12630	13005	13405	13780	14155	14530	14905	15280	15655		
		Dual	80	22420	23105	23790	24450	25135	25795	26455	27115	27780		
T675296	315/70R22.5	Single	75	12745	13140	13515	13910	14285	14660	15060	15430	15785	16160	16535
		Dual	75	22775	23480	24165	24845	25530	26215	26895	27560	28220	28880	29540
T675367	315/70R22.5	Single	75	12745	13140	13515	13910	14285	14660	15060	15430	15785	16160	16535
		Dual	75	22775	23480	24165	24845	25530	26215	26895	27560	28220	28880	29540
T675280	315/80R22.5	Single	75	14220	14660	15100	15520	15960	16380	16800	17220	17635		
		Dual	75	24405	25155	25905	26630	27380	28110	28815	29540			
		Single	80	13670	14090	14505	14905	15320	15720	16140	16535			
		Dual	80	24405	25155	25905	26630	27380	28110	28815	29540			

Product code	Size	Fitting	Reference speed mph	Maximum load capacity per axle (lb) at various cold inflation pressures (psi)										
				94	98	102	105	109	112	116	120	123	127	131
T675307	315/80R22.5	Single	75	14220	14660	15100	15520	15960	16380	16800	17220	17635		
		Dual	75	23830	24560	25285	26015	26720	27450	28155	28835	29540		

Note! The inflation pressures given in the table are minimum values. It is recommended to use 0.5-1.0 bar higher values to compensate the effect of temperature variation and possible pressure gauge error, but not more than 9.0 bar should be used.

# NOKIAN TYRES E-TRUCK DRIVE 17.5

## ALL-SEASON DRIVE AXLE TIRE - DURABILITY FOR LIGHT AND MEDIUM TRANSPORT

- Open block design with semi-open shoulder design improves the grip in all weather conditions.
- Optimized tread block staggering enables even wear shape and a long tire life.
- Abrasion-resistant rubber compound provides good mileage.



### AVAILABLE SIZES

- 215/75R17.5 - T675255
- 235/75R17.5 - T675256
- 215/75R17.5 - T675337
- 235/75R17.5 - T675339

# NOKIAN TYRES E-TRUCK DRIVE 17.5

## ALL SIZES

Product code	Size	LI/SS	TL/TT	Rim	Permitted rims	Width (in)	Diameter (in)	Loaded static radius (in)	Rolling circumference (in)	Pressure (psi)	Tread depth (1/32 in)	Min. dual spacing (in)	Rolling resistance	Wet grip	Noise class	Noise (dB)	M+S	Snow grip marking (3PMSF)
T675255	215/75R17.5	126/124M	TL	6.00	6.75	8.4	30	14.1	91.3	102	17	9.4	D	D	A	72	Yes	Yes
T675337	215/75R17.5	126/124M	TL	6.00	6.75	8.2	30.5	14.2	93.2	102	18	9.4	D	B	B	74	Yes	Yes
T675256	235/75R17.5	132/130M	TL	6.75	7.50	9.4	31.1	14.6	94.6	112	17	10.3	D	C	A	72	Yes	Yes
T675339	235/75R17.5	132/130M	TL	6.75	7.50	9	31.5	14.6	96.3	112	18	10.3	D	B	B	74	Yes	Yes

## LOAD CAPACITIES

Product code	Size	Fitting	Reference speed mph	Maximum load capacity per axle (lb) at various cold inflation pressures (psi)														
				73	76	80	83	87	91	94	98	102	105	109	112			
T675255	215/75R17.5	Single	80	5730	5950	6175	6395	6635	6855	7055	7275	7495						
		Dual	80	10780	11200	11640	12060	12480	12895	13295	13715	14110						
T675337	215/75R17.5	Single	80	5730	5950	6175	6395	6635	6855	7055	7275	7495						
		Dual	80	10780	11200	11640	12060	12480	12895	13295	13715	14110						
T675256	235/75R17.5	Single	80			6700	6945	7185	7430	7650	7895	8135	8355	8600	8820			
		Dual	80			12745	13205	13645	14110	14550	14990	15455	15895	16315	16755			
T675339	235/75R17.5	Single	80			6700	6945	7185	7430	7650	7895	8135	8355	8600	8820			
		Dual	80			12745	13205	13645	14110	14550	14990	15455	15895	16315	16755			

Note! The inflation pressures given in the table are minimum values. It is recommended to use 0.5-1.0 bar higher values to compensate the effect of temperature variation and possible pressure gauge error, but not more than 9.0 bar should be used.

# NOKIAN TYRES E-TRUCK DRIVE 19.5

## ALL-SEASON DRIVE AXLE TIRE - DURABILITY FOR LIGHT AND MEDIUM TRANSPORT

- Open block design with semi-open shoulder design improves the grip in all weather conditions.
- Optimized tread block staggering enables even wear shape and long tire life.
- Abrasion-resistant rubber compound provides good mileage.



### AVAILABLE SIZES

- 265/70R19.5 - T675265
- 285/70R19.5 - T675264
- 265/70R19.5 - T675340
- 285/70R19.5 - T675341

# NOKIAN TYRES E-TRUCK DRIVE 19.5

## ALL SIZES

Product code	Size	LI/SS	TL/TT	Rim	Permitted rims	Width (in)	Diameter (in)	Loaded static radius (in)	Rolling circumference (in)	Pressure (psi)	Tread depth (1/32 in)	Min. dual spacing (in)	Rolling resistance	Wet grip	Noise class	Noise (dB)	M+S	Snow grip marking (3PMSF)
T675265	265/70R19.5	140/138M	TL	7.50	6.75, 8.25	9.9	34.1	15.7	103.5	112	19	11.6	D	C	A	72	Yes	Yes
T675340	265/70R19.5	140/138M	TL	7.50	6.75, 8.25	10.2	34.1	15.8	104.4	112	19	11.6	C	B	B	74	Yes	Yes
T675264	285/70R19.5	145/143M	TL	8.25	9.00	10.6	35	16.1	106.4	123	18	12.5	C	C	A	73	Yes	Yes
T675341	285/70R19.5	146/144L	TL	8.25	9.00	11	35.4	16.4	108.2	131	19	12.5	C	B	B	74	Yes	Yes

## LOAD CAPACITIES

Product code	Size	Fitting	Reference speed mph	Maximum load capacity per axle (lb) at various cold inflation pressures (psi)														
				80	83	87	91	94	98	102	105	109	112	116	120	123	127	131
T675265	265/70R19.5	Single	80	8380	8685	8975	9280	9570	9875	10165	10450	10735	11025					
		Dual	80	15805	16380	16955	17525	18080	18630	19180	19730	20285	20810					
T675340	265/70R19.5	Single	80	8380	8685	8975	9280	9570	9875	10165	10450	10735	11025					
		Dual	80	15805	16380	16955	17525	18080	18630	19180	19730	20285	20810					
T675264	285/70R19.5	Single	80			9680	10010	10320	10625	10955	11265	11575	11885	12190	12480	12785		
		Dual	80			18190	18785	19380	19975	20570	21165	21740	22310	22885	23455	24030		
T675341	285/70R19.5	Single	75			9570	9875	10185	10515	10825	11135	11440	11730	12035	12345	12630	12940	13230
		Dual	75			17855	18455	19025	19620	20195	20770	21340	21915	22465	23040	23590	24140	24690

Note! The inflation pressures given in the table are minimum values. It is recommended to use 0.5-1.0 bar higher values to compensate the effect of temperature variation and possible pressure gauge error, but not more than 9.0 bar should be used.

# NOKIAN TYRES R-TRUCK DRIVE

## DRIVE AXLE TIRE - DURABILITY FOR DEMANDING ON/OFF-ROAD USE

- Open tread pattern ensures good self-cleaning and grip in changing driving conditions.
- High quality rubber compound for a long service life.
- Low heat build-up means the tire wears evenly and retains its good properties throughout its lifetime.



## AVAILABLE SIZES

- 315/80R22.5 - T675235
- 315/80R22.5 - T675312

# NOKIAN TYRES R-TRUCK DRIVE

## ALL SIZES

Product code	Size	LI/SS	TL/TT	Rim	Permitted rims	Width (in)	Diameter (in)	Loaded static radius (in)	Rolling circumference (in)	Pressure (psi)	Tread depth (1/32 in)	Min. dual spacing (in)	Rolling resistance	Wet grip	Noise class	Noise (dB)	M+S	Snow grip marking (3PMSF)
T675235	315/80R22.5	156/150K	TL	9.00	9.75	12.3	42.4	19.7	128.8	120	26	13.8	D	C	B	75	Yes	Yes
T675312	315/80R22.5	156/150K	TL	9.00	9.75	12.2	43.1	20	129.2	123	27	13.8	D	B	B	75	Yes	Yes

## LOAD CAPACITIES

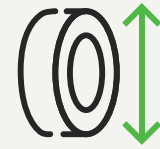
Product code	Size	Fitting	Reference speed mph	Maximum load capacity per axle (lb) at various cold inflation pressures (psi)								
				94	98	102	105	109	112	116	120	123
T675235	315/80R22.5	Single	67.5	14575	15015	15455	15895	16335	16775	17220	17635	
		Dual	67.5	24405	25155	25905	26630	27380	28110	28815	29540	
T675312	315/80R22.5	Single	67.5	14220	14660	15100	15520	15960	16380	16800	17220	17635
		Dual	67.5	23830	24560	25285	26015	26720	27450	28155	28835	29540

Note! The inflation pressures given in the table are minimum values. It is recommended to use 0.5-1.0 bar higher values to compensate the effect of temperature variation and possible pressure gauge error, but not more than 9.0 bar should be used.

# NOKIAN TYRES HAKKAPELIITTA TRUCK T

**WINTER TRAILER TIRE - STABLE  
PERFORMANCE AND SECURE TRACTION  
ON SNOW AND ICE**

- Wide zigzag-shape grooves improve self-cleaning and grip on snow.
- Strong shoulders resist wear even in tight cornering.
- Marked stud locations for effective studding.



## AVAILABLE SIZES

- 265/70R19.5 - T675232
- 265/70R19.5 - T675358

# NOKIAN TYRES HAKKAPELIITTA TRUCK T

## ALL SIZES

Product code	Size	LI/SS	TL/TT	Rim	Permitted rims	Width (in)	Diameter (in)	Loaded static radius (in)	Rolling circumference (in)	Pressure (psi)	Tread depth (1/32 in)	Min. dual spacing (in)	Rolling resistance	Wet grip	Noise class	Noise (dB)	M+S	Snow grip marking (3PMSF)
T675232	265/70R19.5	143/141J	TL	7.50	6.75, 8.25	10.3	34.1	16	103.7	123	18	11.6	D	C	B	72	Yes	Yes
T675358	265/70R19.5	143/141J	TL	7.50	6.75, 8.25	10.2	34.3	15.9	102.4	131	18	11.6	D	C	A	71	Yes	Yes

## LOAD CAPACITIES

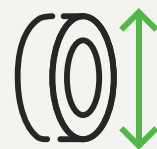
Product code	Size	Fitting	Reference speed mph	Maximum load capacity per axle (lb) at various cold inflation pressures (psi)										
				94	98	102	105	109	112	116	120	123	127	131
T675232	265/70R19.5	Single	62.5	9700	9985	10295	10580	10870	11155	11440	11730	12015		
		Dual	62.5	18320	18895	19445	19995	20545	21100	21625	22180	22710		
T675358	265/70R19.5	Single	62.5	9260	9545	9835	10095	10385	10670	10935	11200	11485	11750	12015
		Dual	62.5	17505	18035	18565	19090	19620	20150	20655	21185	21695	22200	22710

Note! The inflation pressures given in the table are minimum values. It is recommended to use 0.5-1.0 bar higher values to compensate the effect of temperature variation and possible pressure gauge error, but not more than 9.0 bar should be used.

# NOKIAN TYRES HAKKA TRUCK 844+

## STURDY TIRE FOR ALL SEASONS

- Belt structure ensures even wear and excellent mileage.
- The Spiral Sipe System maintains tire properties even when worn.
- Stone ejectors in the main grooves reduce stone trapping.



## AVAILABLE SIZES

- 275/70R22.5 - T675215

# NOKIAN TYRES HAKKA TRUCK 844+

## ALL SIZES

Product code	Size	LI/SS	TL/TT	Rim	Permitted rims	Width (in)	Diameter (in)	Loaded static radius (in)	Rolling circumference (in)	Pressure (psi)	Tread depth (1/32 in)	Min. dual spacing (in)	Rolling resistance	Wet grip	Noise class	Noise (dB)	M+S	Snow grip marking (3PMSF)
T675215	275/70R22.5	148/145L	TL	8.25	7.50	10.7	38	17.6	115.4	131	18	12.2	C	B	A	67	Yes	Yes

## LOAD CAPACITIES

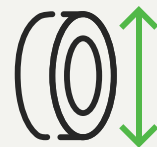
Product code	Size	Fitting	Reference speed mph	Maximum load capacity per axle (lb) at various cold inflation pressures (psi)										
				94	98	102	105	109	112	116	120	123	127	131
T675215	275/70R22.5	Single	75	10715	11025	11355	11685	11995	12325	12630	12965	13270	13580	13890
		Dual	75	19710	20325	20920	21515	22110	22685	23280	23855	24425	25000	25575

Note! The inflation pressures given in the table are minimum values. It is recommended to use 0.5-1.0 bar higher values to compensate the effect of temperature variation and possible pressure gauge error, but not more than 9.0 bar should be used.

# NOKIAN TYRES HAKKA TRUCK TRAILER

## ALL-WEATHER TRAILER TIRE – MILEAGE AND STABILITY FOR REGIONAL TRANSPORT

- New tread compound and tire construction for higher mileage and lower rolling resistance.
- Sturdy 5-rib open groove tread pattern with its dense, deep interlocking sipes ensures better grip.
- The wide shoulder design for improved stability and lateral grip as well as protection against lateral scrubbing.



### AVAILABLE SIZES

- 265/70R19.5 - T675268
- 275/70R22.5 - T675273
- 385/55R22.5 - T675267
- 385/55R22.5 - T675304
- 385/65R22.5 - T675266



# NOKIAN TYRES HAKKA TRUCK TRAILER

## ALL SIZES

Product code	Size	LI/SS	TL/TT	Rim	Permitted rims	Width (in)	Diameter (in)	Loaded static radius (in)	Rolling circumference (in)	Pressure (psi)	Tread depth (1/32 in)	Min. dual spacing (in)	Rolling resistance	Wet grip	Noise class	Noise (dB)	M+S	Snow grip marking (3PMSF)
T675268	265/70R19.5	143/141J	TL	7.50	6.75, 8.25	9.9	34.3	15.9	104.3	123	18	11.6	C	C	A	71	Yes	Yes
T675273	275/70R22.5	148/145L	TL	8.25	7.50	10.7	38.1	17.7	115.9	131	18	12.2	D	C	A	68	Yes	Yes
T675267	385/55R22.5	160K (158L)	TL	11.75	12.25	15	39.5	18.4	120	131	19		B	C	A	69	Yes	Yes
T675304	385/55R22.5	160K	TL	11.75	12.25	14.9	39.1	18	118.8	131	19		C	B	A	71	Yes	Yes
T675266	385/65R22.5	160K (158L)	TL	11.75	12.25	15	42.7	19.7	129.7	131	20		B	C	A	67	Yes	Yes

## LOAD CAPACITIES

Product code	Size	Fitting	Reference speed mph	Maximum load capacity per axle (lb) at various cold inflation pressures (psi)										
				94	98	102	105	109	112	116	120	123	127	131
T675268	265/70R19.5	Single	62.5	9700	9985	10295	10580	10870	11155	11440	11730	12015		
		Dual	62.5	18320	18895	19445	19995	20545	21100	21625	22180	22710		
T675273	275/70R22.5	Single	75	10715	11025	11355	11685	11995	12325	12630	12965	13270	13580	13890
		Dual	75	19710	20325	20920	21515	22110	22685	23280	23855	24425	25000	25575
T675267	385/55R22.5	Single	67.5	15300	15765	16225	16690	17150	17615	18055	18495	18960	19400	19840
		Single	75	15125	15585	16050	16490	16955	17395	17855	18300	18740		
T675304	385/55R22.5	Single	67.5	15300	15765	16225	16690	17150	17615	18055	18495	18960	19400	19840
T675266	385/65R22.5	Single	67.5	15300	15765	16225	16690	17150	17615	18055	18495	18960	19400	19840
		Single	75	15125	15585	16050	16490	16955	17395	17855	18300	18740		

Note! The inflation pressures given in the table are minimum values. It is recommended to use 0.5-1.0 bar higher values to compensate the effect of temperature variation and possible pressure gauge error, but not more than 9.0 bar should be used.

# NOKIAN TYRES HAKKA TRUCK TRAILER 2

## ALL-WEATHER TRAILER TIRE – IMPROVED MILEAGE AND STABILITY FOR LONG DISTANCE AND REGIONAL TRANSPORT

- New generation of the Hakka Truck range with improved mileage performance and low rolling resistance
- Sturdy tread pattern and deep tread with effective transverse sipes for better grip
- Wide shoulder design for improved stability and lateral grip as well as protection against lateral scrubbing



### AVAILABLE SIZES

- 265/70R19.5 - T675352
- 275/70R22.5 - T675353
- 435/50R19.5 - T675326
- 385/55R22.5 - T675317
- 445/45R19.5 - T675359
- 385/65R22.5 - T675351



2026-05-26

# NOKIAN TYRES HAKKA TRUCK TRAILER 2

## ALL SIZES

Product code	Size	LI/SS	TL/TT	Rim	Permitted rims	Width (in)	Diameter (in)	Loaded static radius (in)	Rolling circumference (in)	Pressure (psi)	Tread depth (1/32 in)	Min. dual spacing (in)	Rolling resistance	Wet grip	Noise class	Noise (dB)	M+S	Snow grip marking (3PMSF)
T675352	265/70R19.5	143/141J	TL	7.50	6.75, 8.25	10.2	34.3	15.9	102.4	123	18	11.6	C	A	A	71	Yes	Yes
T675326	435/50R19.5	164J	TL	14.00	15.00	16.9	36.4	16.5	111.1	131	16		C	A	A	71	Yes	Yes
T675359	445/45R19.5	164J	TL	14.00	15.00	17.2	35.4	16	106.8	131	16		C	A	B	72	Yes	Yes
T675353	275/70R22.5	148/145L	TL	8.25	7.50	10.8	38	17.6	115	131	18	12.2	C	A	A	70	Yes	Yes
T675317	385/55R22.5	160K	TL	11.75	12.25	14.9	39.1	18	118.8	131	19		B	A	A	70	Yes	Yes
T675351	385/65R22.5	164K	TL	11.75	12.25	15.2	42.2	19.5	127.9	131	20		B	A	A	71	Yes	Yes

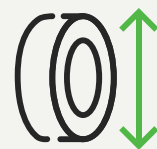
## LOAD CAPACITIES

Product code	Size	Fitting	Reference speed	Maximum load capacity per axle (lb) at various cold inflation pressures (psi)										
				mph	94	98	102	105	109	112	116	120	123	127
T675352	265/70R19.5	Single	62.5	9700	9985	10295	10580	10870	11155	11440	11730	12015		
		Dual	62.5	18320	18895	19445	19995	20545	21100	21625	22180	22710		
T675326	435/50R19.5	Single	62.5	17000	17505	18035	18540	19050	19555	20060	20570	21055	21560	22045
T675359	445/45R19.5	Single	62.5	17000	17505	18035	18540	19050	19555	20060	20570	21055	21560	22045
T675353	275/70R22.5	Single	75	10715	11025	11355	11685	11995	12325	12630	12965	13270	13580	13890
		Dual	75	19710	20325	20920	21515	22110	22685	23280	23855	24425	25000	25575
T675317	385/55R22.5	Single	67.5	15300	15765	16225	16690	17150	17615	18055	18495	18960	19400	19840
T675351	385/65R22.5	Single	67.5	17000	17505	18035	18540	19050	19555	20060	20570	21055	21560	22045

# NOKIAN TYRES E-TRUCK TRAILER

## ALL-SEASON TRAILER TIRE – STABILITY AND GRIP FOR REGIONAL TRANSPORT

- New zigzag-shaped grooves improve stability.
- Groove design reduces stone trapping, resulting in longer tire life.
- Good grip on main road use.



### AVAILABLE SIZES

- 215/75R17.5 - T675254
- 215/75R17.5 - T675334
- 235/75R17.5 - T675245
- 235/75R17.5 - T675327
- 245/70R17.5 - T675246
- 245/70R17.5 - T675328
- 265/70R19.5 - T675244
- 265/70R19.5 - T675329
- 385/55R22.5 - T675270
- 385/55R22.5 - T675306
- 385/65R22.5 - T675217
- 385/65R22.5 - T675275
- 385/65R22.5 - T675283
- 385/65R22.5 - T675305

# NOKIAN TYRES E-TRUCK TRAILER

## ALL SIZES

Product code	Size	LI/SS	TL/TT	Rim	Permitted rims	Width (in)	Diameter (in)	Loaded static radius (in)	Rolling circumference (in)	Pressure (psi)	Tread depth (1/32 in)	Min. dual spacing (in)	Rolling resistance	Wet grip	Noise class	Noise (dB)	M+S	Snow grip marking (3PMSF)
T675254	215/75R17.5	135/133J	TL	6.00	6.75	8.3	30.6	14.3	92.9	123	15	9.4	D	B	A	69	Yes	Yes
T675334	215/75R17.5	135/133J	TL	6.00	6.75	8.3	30.4	14	93	123	15	9.4	C	B	A	69	Yes	Yes
T675245	235/75R17.5	143/141J	TL	6.75	7.50	9.4	31.7	14.8	96.3	127	16	10.3	C	A	A	69	Yes	Yes
T675327	235/75R17.5	143/141J	TL	6.75	7.50	9	31.3	14.3	95.8	131	16	10.3	C	B	A	69	Yes	Yes
T675246	245/70R17.5	143/141J (146/146F)	TL	7.50	6.75	9.6	31.4	14.5	95.4	127	16	11	D	A	A	71	Yes	Yes
T675328	245/70R17.5	143/141J (146/146F)	TL	7.50	6.75	9.6	31.2	14.3	95.4	131	16	11	C	B	A	69	Yes	Yes
T675244	265/70R19.5	143/141J	TL	7.50	6.75, 8.25	9.8	34.3	15.9	104.3	123	17	11.6	D	A	A	71	Yes	Yes
T675329	265/70R19.5	143/141J	TL	7.50	6.75, 8.25	10.3	34.1	15.7	104.2	123	18	11.6	C	B	A	69	Yes	Yes
T675270	385/55R22.5	160K (158L)	TL	11.75	12.25	15	39.5	18.4	120	131	18		C	B	A	69	Yes	Yes
T675306	385/55R22.5	160K	TL	11.75	12.25	14.8	39.1	18	119.7	131	18		B	B	A	70	Yes	Yes
T675217	385/65R22.5	160K (158L)	TL	11.75	12.25	14.9	42.5	19.6	129.3	131	20		C	B	A	70	Yes	Yes
T675275	385/65R22.5	164K	TL	11.75	12.25	15	42.5	19.6	129.3	131	20		C	B	A	68	Yes	Yes
T675283	385/65R22.5	160K (158L)	TL	11.75	12.25	14.9	42.5	19.6	129.3	131	20		C	B	A	68	Yes	Yes
T675305	385/65R22.5	164K	TL	11.75	12.25	14.9	42.2	19.4	129.2	131	19		B	B	A	69	Yes	Yes

## LOAD CAPACITIES

Product code	Size	Fitting	Reference speed	Maximum load capacity per axle (lb) at various cold inflation pressures (psi)										
			mph	94	98	102	105	109	112	116	120	123	127	131
T675254	215/75R17.5	Single	62.5	7760	8005	8225	8465	8685	8930	9150	9390	9610		
		Dual	62.5	14660	15100	15545	16005	16425	16865	17305	17745	18165		
T675334	215/75R17.5	Single	62.5	7760	8005	8225	8465	8685	8930	9150	9390	9610		
		Dual	62.5	14660	15100	15545	16005	16425	16865	17305	17745	18165		
T675245	235/75R17.5	Single	62.5	9480	9765	10055	10340	10625	10915	11175	11465	11750	12015	
		Dual	62.5	17900	18455	19005	19535	20060	20615	21140	21670	22180	22710	

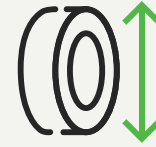
Product code	Size	Fitting	Reference speed mph	Maximum load capacity per axle (lb) at various cold inflation pressures (psi)										
				94	98	102	105	109	112	116	120	123	127	131
T675327	235/75R17.5	Single	62.5	9260	9545	9835	10095	10385	10670	10935	11200	11485	11750	12015
		Dual	62.5	17505	18035	18565	19090	19620	20150	20655	21185	21695	22200	22710
T675246	245/70R17.5	Single	50	10185	10515	10825	11135	11440	11730	12035	12345	12630	12940	13230
		Dual	50	20395	21010	21625	22245	22860	23480	24075	24670	25265	25860	26455
		Single	62.5	9480	9765	10055	10340	10625	10915	11175	11465	11750	12015	
		Dual	62.5	17900	18455	19005	19535	20060	20615	21140	21670	22180	22710	
T675328	245/70R17.5	Single	50	10185	10515	10825	11135	11440	11730	12035	12345	12630	12940	13230
		Dual	50	20395	21010	21625	22245	22860	23480	24075	24670	25265	25860	26455
		Single	62.5	9260	9545	9835	10095	10385	10670	10935	11200	11485	11750	12015
		Dual	62.5	17505	18035	18565	19090	19620	20150	20655	21185	21695	22200	22710
T675244	265/70R19.5	Single	62.5	9700	9985	10295	10580	10870	11155	11440	11730	12015		
		Dual	62.5	18320	18895	19445	19995	20545	21100	21625	22180	22710		
T675329	265/70R19.5	Single	62.5	9700	9985	10295	10580	10870	11155	11440	11730	12015		
		Dual	62.5	18320	18895	19445	19995	20545	21100	21625	22180	22710		
T675270	385/55R22.5	Single	67.5	15300	15765	16225	16690	17150	17615	18055	18495	18960	19400	19840
		Single	75	15125	15585	16050	16490	16955	17395	17855	18300	18740		
T675306	385/55R22.5	Single	67.5	15300	15765	16225	16690	17150	17615	18055	18495	18960	19400	19840
T675217	385/65R22.5	Single	67.5	15300	15765	16225	16690	17150	17615	18055	18495	18960	19400	19840
		Single	75	15125	15585	16050	16490	16955	17395	17855	18300	18740		
T675275	385/65R22.5	Single	67.5	17000	17505	18035	18540	19050	19555	20060	20570	21055	21560	22045
T675283	385/65R22.5	Single	67.5	15300	15765	16225	16690	17150	17615	18055	18495	18960	19400	19840
		Single	75	15125	15585	16050	16490	16955	17395	17855	18300	18740		
T675305	385/65R22.5	Single	67.5	17000	17505	18035	18540	19050	19555	20060	20570	21055	21560	22045

Note! The inflation pressures given in the table are minimum values. It is recommended to use 0.5-1.0 bar higher values to compensate the effect of temperature variation and possible pressure gauge error, but not more than 9.0 bar should be used.

# NOKIAN TYRES R-TRUCK TRAILER

## TRAILER TIRE – RELIABLE PERFORMANCE ON VARIABLE SURFACES FOR ON/OFF-ROAD USE

- Robust design ensures excellent mileage in addition to resistance to damage.
- Special rubber compound and low heat build-up means that tire wears evenly and retains its good properties throughout its lifetime.
- Strong shoulders withstand tight cornering and the staggered tread pattern wears evenly.



## AVAILABLE SIZES

- 265/70R19.5 - T675242
- 265/70R19.5 - T675295
- 285/70R19.5 - T675269
- 285/70R19.5 - T675360
- 275/70R22.5 - T675243
- 275/70R22.5 - T675345
- 385/65R22.5 - T675234
- 385/65R22.5 - T675314

# NOKIAN TYRES R-TRUCK TRAILER

## ALL SIZES

Product code	Size	LI/SS	TL/TT	Rim	Permitted rims	Width (in)	Diameter (in)	Loaded static radius (in)	Rolling circumference (in)	Pressure (psi)	Tread depth (1/32 in)	Min. dual spacing (in)	Rolling resistance	Wet grip	Noise class	Noise (dB)	M+S	Snow grip marking (3PMSF)
T675242	265/70R19.5	143/141J	TL	7.50	6.75, 8.25	9.9	34.5	15.9	105	123	19	11.6	E	B	B	73	Yes	Yes
T675295	265/70R19.5	143/141J	TL	7.50	6.75, 8.25	10.2	34.3	15.9	102.4	131	19	11.6	D	A	A	71	Yes	Yes
T675269	285/70R19.5	150/148J	TL	8.25	9.00	10.5	35.2	16.3	107.1	131	18	12.5	D	B	B	72	Yes	Yes
T675360	285/70R19.5	150/148J	TL	8.25	9.00	11	35.2	16.1	106.4	131	18	12.5	D	A	B	72	Yes	Yes
T675243	275/70R22.5	148/145K	TL	8.25	7.50	10.7	38.3	17.8	116.3	131	20	12.2	D	B	B	74	Yes	Yes
T675345	275/70R22.5	148/145K	TL	8.25	7.50	10.8	38.4	17.6	115	131	20	12.2	D	A	A	71	Yes	Yes
T675234	385/65R22.5	160K	TL	11.75	12.25	15.3	42.2	19.5	128.3	131	19		C	B	B	74	Yes	Yes
T675314	385/65R22.5	164K	TL	11.75	12.25	15.2	42.2	19.3	127.9	131	19		C	A	B	73	Yes	Yes

## LOAD CAPACITIES

Product code	Size	Fitting	Reference speed	Maximum load capacity per axle (lb) at various cold inflation pressures (psi)										
			mph	94	98	102	105	109	112	116	120	123	127	131
T675242	265/70R19.5	Single	62.5	9700	9985	10295	10580	10870	11155	11440	11730	12015		
		Dual	62.5	18320	18895	19445	19995	20545	21100	21625	22180	22710		
T675295	265/70R19.5	Single	62.5	9260	9545	9835	10095	10385	10670	10935	11200	11485	11750	12015
		Dual	62.5	17505	18035	18565	19090	19620	20150	20655	21185	21695	22200	22710
T675269	285/70R19.5	Single	62.5	11375	11730	12080	12435	12765	13095	13450	13780	14110	14440	14770
		Dual	62.5	21405	22070	22730	23370	24010	24650	25285	25905	26545	27160	27780
T675360	285/70R19.5	Single	62.5	11375	11730	12080	12435	12765	13095	13450	13780	14110	14440	14770
		Dual	62.5	21405	22070	22730	23370	24010	24650	25285	25905	26545	27160	27780
T675243	275/70R22.5	Single	67.5	10715	11025	11355	11685	11995	12325	12630	12965	13270	13580	13890
		Dual	67.5	19710	20325	20920	21515	22110	22685	23280	23855	24425	25000	25575
T675345	275/70R22.5	Single	67.5	10715	11025	11355	11685	11995	12325	12630	12965	13270	13580	13890

Product code	Size	Fitting	Reference speed mph	Maximum load capacity per axle (lb) at various cold inflation pressures (psi)										
				94	98	102	105	109	112	116	120	123	127	131
		Dual	67.5	19710	20325	20920	21515	22110	22685	23280	23855	24425	25000	25575
T675234	385/65R22.5	Single	67.5	15300	15765	16225	16690	17150	17615	18055	18495	18960	19400	19840
T675314	385/65R22.5	Single	67.5	17000	17505	18035	18540	19050	19555	20060	20570	21055	21560	22045

Note! The inflation pressures given in the table are minimum values. It is recommended to use 0.5-1.0 bar higher values to compensate the effect of temperature variation and possible pressure gauge error, but not more than 9.0 bar should be used.