



TECHNICAL MANUAL

UPDATED: 2026-07-07

NOKIAN HEAVY TYRES

nokian[®]
TYRES

TABLE OF CONTENTS

FORESTRY	5	COUNTRY KING G2	267
FOREST KING F2	7	CT	278
FOREST KING TRS 2	22	ELS	285
FOREST KING TRS 2+	37	FLOAT KING VF	298
FOREST KING TRS L-2	42	UNDERGROUND MINING	310
NORDMAN FOREST ELS L-2	45	ARMOR GARD 2 MINE	312
NORDMAN FOREST F	48	MINE KING E-4	316
NORDMAN FOREST TRS L-2	55	MINE KING L-5S	322
FOREST KING TRS LS-2	65	MINE L-3S	331
LOGGER KING LS-2	68	NORDMAN MINE E-4	335
LOGGER KING LS-2 EXTREME	74	PORTS AND TERMINALS	339
FOREST KING T	78	HTS G2 E-4	341
TR FOREST 2	83	HTS G2 L-4S	347
TR MULTIPLUS	97	HTS G2 L-5S	351
TRACTOR KING	105	ARMOR GARD	354
AGRICULTURAL AND CONTRACTING	127	RTG	357
TR MULTIPLUS	129	HTS TUGGER	360
GROUND KING	131	ARMOR GARD 2	363
HAKKAPELIITTA TRI	153	EARTHMOVING AND ROAD MAINTENANCE	367
SOIL KING VF	190	GROUND KING LOADER	369
TRI 2	209	HAKKAPELIITTA LOADER	373
TRI STEEL	246		
COUNTRY KING	250		

LOADER GRIP	379	E-TRUCK DRIVE	452
LOADER GRIP 2	384	E-TRUCK DRIVE 17.5	455
GROUND KARE	387	E-TRUCK DRIVE 19.5	457
GROUND KARE SEMI-SLICK	396	R-TRUCK DRIVE	459
ARMOR GARD 2	399	HAKKAPELIITTA TRUCK T	461
EXCAVATOR	401	HAKKA TRUCK 844+	463
ALL TERRAIN TRUCKS AND MILITARY VEHICLES	406	HAKKA TRUCK TRAILER	465
MPT AGILE	408	HAKKA TRUCK TRAILER 2	467
MPT AGILE 2	411	E-TRUCK TRAILER	469
TRUCKS AND BUSES	414	R-TRUCK TRAILER	473
HAKKAPELIITTA CITY BUS	416	GENERAL INFO	476
HAKKAPELIITTA TRUCK F2	419	TIRE MARKINGS	477
HAKKA CITY BUS	422	TIRE STRUCTURES	484
HAKKA TRUCK COACH	424	INFLATION PRESSURE	485
HAKKA TRUCK STEER	426	LIQUID AND SALT BALLASTING	487
HAKKA TRUCK STEER 2	429	TRACTOR AND LOADER TIRES FOR WINTER APPLICATION	488
E-TRUCK STEER	431	NON-SKID CHAINS	490
E-TRUCK STEER 17.5	434	TRACKS	491
E-TRUCK STEER 19.5	436	RIMS	492
R-TRUCK STEER	438		
HAKKAPELIITTA TRUCK D	440		
HAKKAPELIITTA TRUCK D2	442		
HAKKAPELIITTA TRUCK E2	444		
HAKKA TRUCK DRIVE	447		
HAKKA TRUCK DRIVE 2	450		

RIM MARKINGS	493	STUDS AND CHAINS	568
WHEEL STUD HOLES AND COUNTERSINKS	494	MPT AGILE STUD RECOMMENDATIONS	572
RIM CONTOURS	498	MOUNTING TIRES ON FOUR WHEEL DRIVE TRACTORS	573
WHEEL MAIN DIMENSIONS	499	MINE TIRE MAINTENANCE	575
WHEEL PARTS / COMPONENTS	500	HAKKAPELIITTA LOADER INFLATION PRESSURE RECOMMENDATIONS FOR DIFFERENT WHEEL LOADERS	576
FORESTRY RIMS	501	GROUND KARE AND EXCAVATOR MOUNTING RECOMMENDATIONS	579
KNURLING	502	NOKIAN TYRES INTUITU™ SMART TIRES	581
TUBELESS FORESTRY RIMS	503	REGROOVING OF NOKIAN TYRES TRUCK AND BUS TIRES	584
INDUSTRIAL AND EM MULTI-PIECE WHEELS	504	REGROOVING RECOMMENDATIONS	585
FLAPS AND O-RINGS	506	STUDDING OF NOKIAN TYRES HAKKAPELIITTA TRUCK BRANDED TIRES	588
INSPECTIONS ON RIMS	509	AREAS OF USE AND EU LABEL INFO	589
TIRE MOUNTING CLAMPS	510	HOW TO USE LOAD CAPACITY TABLES	591
TUBES AND VALVES	512	LIMITED WARRANTY	593
TIRE CHOICE AND INFLATION PRESSURES BY APPLICATION	513	GENERAL TERMS OF DELIVERY	594
GROUND CONTACT PRESSURE COMPARISON	559		
CONTACT AREAS ON A HARD DRIVING SURFACE	565		



FORESTRY

The unique qualities of Nokian forestry tires arise from decades of experience on the forestry machinery and the extreme working conditions. This continuous forefront product development is based on close dialogue with customers and the respect for the nature. Understanding the application leads to high quality products giving customers added value in safety, reliability and cost per hour.

nokian
TYRES

FORESTRY TIRES

FORWARDER AND HARVESTER



7
Nokian Tyres
Forest King F2



55
Nokian Tyres
Nordman
Forest TRS L-2



22
Nokian Tyres
Forest King
TRS 2



37
Nokian Tyres
Forest King
TRS 2+



42
Nokian Tyres
Forest King
TRS L-2



45
Nokian Tyres
Nordman
Forest ELS L-2



48
Nokian Tyres
Nordman
Forest F

SKIDDER AND FELLER BUNCHER



65
Nokian Tyres
Forest King
TRS LS-2



68
Nokian Tyres
Logger King
LS-2



74
Nokian Tyres
Logger King
LS-2 Extreme

TRACTOR



78
Nokian Tyres
Forest King T



83
Nokian Tyres
TR Forest 2



97
Nokian Tyres
TR Multiplus



105
Nokian Tyres
Tractor King

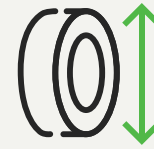
NOKIAN TYRES FOREST KING F2

TRACK TIRE FOR HARVESTERS AND FORWARDERS

- Protective tread design with strong shoulders gives excellent functionality in track and chain use.
- Strong diagonal structure with steel fortification gives excellent puncture protection. More protective compound in tread and especially in shoulder.
- High load-bearing capacity and comprehensive selection of sizes fills the needs of existing forest machinery – from smallest to heaviest.



2026-07-07



AVAILABLE SIZES

- 600/50-22.5 - T445619
- 710/40-22.5 - T445608
- 710/40-24.5 - T445572
- 800/40-24.5 - T445717
- 600/55-26.5 - T445573
- 710/45-26.5 - T445589
- 710/45-26.5 - T445571
- 710/55-26.5 - T445800
- 750/55-26.5 - T445574
- 800/40-26.5 - T445603
- 710/55-28.5 - T445570
- 780/50-28.5 - T445537
- 780/55-30.5 - T445846

NOKIAN TYRES FOREST KING F2

ALL SIZES

Product code	Size	LI/SS	Ply rating	Reinforced code	TL/TT	Rim	Permitted rims	Width (mm)	Diameter (mm)	Loaded static radius (mm)	Rolling circumference (mm)	Pressure (kPa)	Max. inflation pressure (kPa)	Tread depth (mm)	Tread code	Tube product code	Load capacity for forestry service (lt), kg	Load capacity for road, kg		
																	Speed (km/h)	Speed (km/h)		
																		10	20	30
T445619	600/50-22.5	159A8 (167A2)	20	SF	TT	AG20.00		605	1167	539	3544	500	550	30	LS-2	T55089	5450	5380	4680	4375
T445608	710/40-22.5	161A8 (168A2)	20	SF	TT	AG24.00		709	1167	537	3550	500	550	30	LS-2	T55092	5600	5690	4950	4625
T445572	710/40-24.5	163A8 (170A2)	20	SF	TT	AG24.00		699	1230	570	3738	500	550	35	LS-2	T545448	6000	5995	5215	4875
T445717	800/40-24.5	169A8 (176A2)	20	SF	TT	AG28.00		786	1250	569	3795	500	550	35	LS-2	T545448	7100	7135	6205	5800
T445573	600/55-26.5	165A8 (172A2)	20	SF	TT	AG20.00		602	1342	618	4071	500	550	35	LS-2	T55098	6300	6335	5510	5150
T445589	710/45-26.5	173A8 (180A2)	24	SF	TT	AG24.00		708	1345	621	4084	600	600	35	LS-2	T55099	8000	7995	6955	6500
T445571	710/45-26.5	168A8 (175A2)	20	SF	TT	AG24.00		705	1345	622	4084	500	550	35	LS-2	T55099	6900	6890	5990	5600
T445800	710/55-26.5	179A8 (186A2)	24	SF	TT	AG24.00	AG22.00	697	1505	686	4559	600	600	35	LS-2	T55102	9500	9535	8295	7750
T445574	750/55-26.5	182A8 (189A2)	24	SF	TT	AG24.00		769	1473	674	4486	600	600	35	LS-2	T55102	10600	10455	9095	8500
T445603	800/40-26.5	170A8 (177A2)	20	SF	TT	AG28.00		807	1339	620	4084	500	550	35	LS-2	T545312	7300	7380	6420	6000
T445570	710/55-28.5	180A8 (187A2)	24	SF	TT	AG24.00		719	1515	696	4618	600	600	35	LS-2	T545543	9750	9840	8560	8000
T445537	780/50-28.5	182A8 (190A2)	24	SF	TT	AG26.00		783	1515	697	4618	600	600	35	LS-2	T545543	10600	10455	9095	8500
T445846	780/55-30.5	187A8 (195A2)	24	SF	TT	AG26.00		780	1631	745	4974	600	600	35		T55891	12150	11995	10435	9750

NOKIAN TYRES FOREST KING F2 600/50-22.5 - T445619

Product code	Size	LI/SS	Ply rating	Reinforced code	TL/TT	Rim	Width (mm)	Diameter (mm)	Loaded static radius (mm)	Rolling circumference (mm)	Pressure (kPa)	Max. inflation pressure (kPa)	Tread depth (mm)	Tread code	Tube product code
T445619	600/50-22.5	159A8 (167A2)	20	SF	TT	AG20.00	605	1167	539	3544	500	550	30	LS-2	T55089

LOAD CAPACITY FOR FORWARDER AND HARVESTER, KG

Pressure (kPa)	Forestry service (LT)	Road		
	10 km/h	20 km/h	30 km/h	40 km/h
160	2725	2755	2395	2240
200	3075	3075	2675	2500
240	3350	3350	2915	2725
280	3750	3780	3290	3075
320	4000	4000	3480	3250
360	4375	4365	3800	3550
400	4750	4765	4145	3875
450	5000	5075	4415	4125
500	5450	5380	4680	4375

WATER AND SALT BALLASTING

Tire volume 100%		Water filling 75%		Water/salt filling (75% / -30°C)				Total weight increase	
Litres	Gallons	Litres	Gallons	Water		Salt		kg	lbs
				Litres	Gallons	kg	lbs		
320	85	240	63	197	52	100	221	297	655

(CaCl2, 75%, -30°C) Always use a tube when filled with water/salt.

TUBES AND VALVES

Tube product code	Tube valve
T55089	TR218A

NOKIAN TYRES FOREST KING F2 710/40-22.5 - T445608

Product code	Size	LI/SS	Ply rating	Reinforced code	TL/TT	Rim	Width (mm)	Diameter (mm)	Loaded static radius (mm)	Rolling circumference (mm)	Pressure (kPa)	Max. inflation pressure (kPa)	Tread depth (mm)	Tread code	Tube product code
T445608	710/40-22.5	161A8 (168A2)	20	SF	TT	AG24.00	709	1167	537	3550	500	550	30	LS-2	T55092

LOAD CAPACITY FOR FORWARDER AND HARVESTER, KG

Pressure (kPa)	Forestry service (LT)	Road		
	10 km/h	20 km/h	30 km/h	40 km/h
160	3000	2990	2600	2430
200	3250	3260	2835	2650
240	3550	3565	3105	2900
280	4000	4000	3480	3250
320	4250	4245	3690	3450
360	4625	4615	4015	3750
400	5000	5075	4415	4125
450	5450	5380	4680	4375
500	5600	5690	4950	4625

WATER AND SALT BALLASTING

Tire volume 100%		Water filling 75%		Water/salt filling (75% / -30°C)				Total weight increase	
Litres	Gallons	Litres	Gallons	Water		Salt		kg	lbs
				Litres	Gallons	kg	lbs		
400	106	300	79	246	65	125	277	371	818

(CaCl2, 75%, -30°C) Always use a tube when filled with water/salt.

TUBES AND VALVES

Tube product code	Tube valve
T55092	TR218A

NOKIAN TYRES FOREST KING F2 710/40-24.5 - T445572

Product code	Size	LI/SS	Ply rating	Reinforced code	TL/TT	Rim	Width (mm)	Diameter (mm)	Loaded static radius (mm)	Rolling circumference (mm)	Pressure (kPa)	Max. inflation pressure (kPa)	Tread depth (mm)	Tread code	Tube product code
T445572	710/40-24.5	163A8 (170A2)	20	SF	TT	AG24.00	699	1230	570	3738	500	550	35	LS-2	T545448

LOAD CAPACITY FOR FORWARDER AND HARVESTER, KG

Pressure (kPa)	Forestry service (LT)	Road		
	10 km/h	20 km/h	30 km/h	40 km/h
160	3075	3075	2675	2500
200	3450	3445	2995	2800
240	3650	3690	3210	3000
280	4250	4245	3690	3450
320	4375	4365	3800	3550
360	4750	4765	4145	3875
400	5300	5230	4550	4250
450	5600	5690	4950	4625
500	6000	5995	5215	4875

WATER AND SALT BALLASTING

Tire volume 100%		Water filling 75%		Water/salt filling (75% / -30°C)				Total weight increase	
Litres	Gallons	Litres	Gallons	Water		Salt		kg	lbs
				Litres	Gallons	kg	lbs		
384	101	288	76	236	62	120	266	356	785

(CaCl2, 75%, -30°C) Always use a tube when filled with water/salt.

TUBES AND VALVES

Tube product code T545448	Tube valve TR218A
-------------------------------------	-----------------------------

NOKIAN TYRES FOREST KING F2 800/40-24.5 - T445717

Product code	Size	LI/SS	Ply rating	Reinforced code	TL/TT	Rim	Width (mm)	Diameter (mm)	Loaded static radius (mm)	Rolling circumference (mm)	Pressure (kPa)	Max. inflation pressure (kPa)	Tread depth (mm)	Tread code	Tube product code
T445717	800/40-24.5	169A8 (176A2)	20	SF	TT	AG28.00	786	1250	569	3795	500	550	35	LS-2	T545448

LOAD CAPACITY FOR FORWARDER AND HARVESTER, KG

Pressure (kPa)	Forestry service (LT)	Road		
	10 km/h	20 km/h	30 km/h	40 km/h
160	3650	3690	3210	3000
200	4125	4120	3585	3350
240	4500	4490	3905	3650
280	5000	5075	4415	4125
320	5300	5230	4550	4250
360	5800	5845	5085	4750
400	6300	6335	5510	5150
450	6700	6705	5830	5450
500	7100	7135	6205	5800

WATER AND SALT BALLASTING

Tire volume 100%		Water filling 75%		Water/salt filling (75% / -30°C)				Total weight increase	
Litres	Gallons	Litres	Gallons	Water		Salt		kg	lbs
				Litres	Gallons	kg	lbs		
457	121	343	91	281	74	143	316	424	935

(CaCl2, 75%, -30°C) Always use a tube when filled with water/salt.

TUBES AND VALVES

Tube product code T545448	Tube valve TR218A
-------------------------------------	-----------------------------

NOKIAN TYRES FOREST KING F2 600/55-26.5 - T445573

Product code	Size	LI/SS	Ply rating	Reinforced code	TL/TT	Rim	Width (mm)	Diameter (mm)	Loaded static radius (mm)	Rolling circumference (mm)	Pressure (kPa)	Max. inflation pressure (kPa)	Tread depth (mm)	Tread code	Tube product code
T445573	600/55-26.5	165A8 (172A2)	20	SF	TT	AG20.00	602	1342	618	4071	500	550	35	LS-2	T55098

LOAD CAPACITY FOR FORWARDER AND HARVESTER, KG

Pressure (kPa)	Forestry service (LT)	Road		
	10 km/h	20 km/h	30 km/h	40 km/h
160	3250	3260	2835	2650
200	3550	3565	3105	2900
240	3875	3875	3370	3150
280	4375	4365	3800	3550
320	4625	4615	4015	3750
360	5000	5075	4415	4125
400	5600	5535	4815	4500
450	6000	5995	5215	4875
500	6300	6335	5510	5150

WATER AND SALT BALLASTING

Tire volume 100%		Water filling 75%		Water/salt filling (75% / -30°C)				Total weight increase	
Litres	Gallons	Litres	Gallons	Water		Salt		kg	lbs
				Litres	Gallons	kg	lbs		
430	114	323	85	265	70	135	297	400	882

(CaCl2, 75%, -30°C) Always use a tube when filled with water/salt.

TUBES AND VALVES

Tube product code	Tube valve
T55098	TR218A

NOKIAN TYRES FOREST KING F2 710/45-26.5 - T445589

Product code	Size	LI/SS	Ply rating	Reinforced code	TL/TT	Rim	Width (mm)	Diameter (mm)	Loaded static radius (mm)	Rolling circumference (mm)	Pressure (kPa)	Max. inflation pressure (kPa)	Tread depth (mm)	Tread code	Tube product code
T445589	710/45-26.5	173A8 (180A2)	24	SF	TT	AG24.00	708	1345	621	4084	600	600	35	LS-2	T55099

LOAD CAPACITY FOR FORWARDER AND HARVESTER, KG

Pressure (kPa)	Forestry service (LT)	Road		
	10 km/h	20 km/h	30 km/h	40 km/h
160	3550	3565	3105	2900
200	3875	3875	3370	3150
240	4250	4245	3690	3450
280	4750	4765	4145	3875
320	5000	5075	4415	4125
360	5600	5535	4815	4500
400	6000	5995	5215	4875
450	6500	6520	5670	5300
500	6900	6890	5990	5600
600	8000	7995	6955	6500

WATER AND SALT BALLASTING

Tire volume 100%		Water filling 75%		Water/salt filling (75% / -30°C)				Total weight increase	
Litres	Gallons	Litres	Gallons	Water		Salt		kg	lbs
				Litres	Gallons	kg	lbs		
500	132	375	99	308	81	157	346	465	1025

(CaCl2, 75%, -30°C) Always use a tube when filled with water/salt.

TUBES AND VALVES

Tube product code T55099	Tube valve TR218A
------------------------------------	-----------------------------

NOKIAN TYRES FOREST KING F2 710/45-26.5 - T445571

Product code	Size	LI/SS	Ply rating	Reinforced code	TL/TT	Rim	Width (mm)	Diameter (mm)	Loaded static radius (mm)	Rolling circumference (mm)	Pressure (kPa)	Max. inflation pressure (kPa)	Tread depth (mm)	Tread code	Tube product code
T445571	710/45-26.5	168A8 (175A2)	20	SF	TT	AG24.00	705	1345	622	4084	500	550	35	LS-2	T55099

LOAD CAPACITY FOR FORWARDER AND HARVESTER, KG

Pressure (kPa)	Forestry service (LT)	Road		
	10 km/h	20 km/h	30 km/h	40 km/h
160	3550	3565	3105	2900
200	3875	3875	3370	3150
240	4250	4245	3690	3450
280	4750	4765	4145	3875
320	5000	5075	4415	4125
360	5600	5535	4815	4500
400	6000	5995	5215	4875
450	6500	6520	5670	5300
500	6900	6890	5990	5600

WATER AND SALT BALLASTING

Tire volume 100%		Water filling 75%		Water/salt filling (75% / -30°C)				Total weight increase	
Litres	Gallons	Litres	Gallons	Water		Salt		kg	lbs
				Litres	Gallons	kg	lbs		
500	132	375	99	308	81	157	346	465	1025

(CaCl2, 75%, -30°C) Always use a tube when filled with water/salt.

TUBES AND VALVES

Tube product code	Tube valve
T55099	TR218A

NOKIAN TYRES FOREST KING F2 710/55-26.5 - T445800

Product code	Size	LI/SS	Ply rating	Reinforced code	TL/TT	Rim	Permitted rims	Width (mm)	Diameter (mm)	Loaded static radius (mm)	Rolling circumference (mm)	Pressure (kPa)	Max. inflation pressure (kPa)	Tread depth (mm)	Tread code	Tube product code
T445800	710/55-26.5	179A8 (186A2)	24	SF	TT	AG24.00	AG22.00	697	1505	686	4559	600	600	35	LS-2	T55102

LOAD CAPACITY FOR FORWARDER AND HARVESTER, KG

Pressure (kPa)	Forestry service (LT)	Road			
	10 km/h	20 km/h	30 km/h	40 km/h	
160	4250	4245	3690	3450	
200	4750	4765	4145	3875	
240	5000	5075	4415	4125	
280	5600	5690	4950	4625	
320	6000	5995	5215	4875	
360	6700	6705	5830	5450	
400	7300	7380	6420	6000	
450	7750	7750	6740	6300	
500	8250	8240	7170	6700	
600	9500	9535	8295	7750	

WATER AND SALT BALLASTING

Tire volume 100%		Water filling 75%		Water/salt filling (75% / -30°C)				Total weight increase	
Litres	Gallons	Litres	Gallons	Water		Salt		kg	lbs
				Litres	Gallons	kg	lbs		
654	173	491	130	402	106	205	452	607	1338

(CaCl2, 75%, -30°C) Always use a tube when filled with water/salt.

TUBES AND VALVES

Tube product code	Tube valve
T55102	TR218A

NOKIAN TYRES FOREST KING F2 750/55-26.5 - T445574

Product code	Size	LI/SS	Ply rating	Reinforced code	TL/TT	Rim	Width (mm)	Diameter (mm)	Loaded static radius (mm)	Rolling circumference (mm)	Pressure (kPa)	Max. inflation pressure (kPa)	Tread depth (mm)	Tread code	Tube product code
T445574	750/55-26.5	182A8 (189A2)	24	SF	TT	AG24.00	769	1473	674	4486	600	600	35	LS-2	T55102

LOAD CAPACITY FOR FORWARDER AND HARVESTER, KG

Pressure (kPa)	Forestry service (LT)	Road		
	10 km/h	20 km/h	30 km/h	40 km/h
160	4625	4615	4015	3750
200	5000	5075	4415	4125
240	5600	5535	4815	4500
280	6300	6335	5510	5150
320	6500	6520	5670	5300
360	7100	7135	6205	5800
400	8000	7995	6955	6500
450	8500	8485	7385	6900
500	9000	8980	7810	7300
600	10600	10455	9095	8500

WATER AND SALT BALLASTING

Tire volume 100%		Water filling 75%		Water/salt filling (75% / -30°C)				Total weight increase	
Litres	Gallons	Litres	Gallons	Water		Salt		kg	lbs
				Litres	Gallons	kg	lbs		
650	172	488	129	400	106	204	450	604	1332

(CaCl2, 75%, -30°C) Always use a tube when filled with water/salt.

TUBES AND VALVES

Tube product code	Tube valve
T55102	TR218A

NOKIAN TYRES FOREST KING F2 800/40-26.5 - T445603

Product code	Size	LI/SS	Ply rating	Reinforced code	TL/TT	Rim	Width (mm)	Diameter (mm)	Loaded static radius (mm)	Rolling circumference (mm)	Pressure (kPa)	Max. inflation pressure (kPa)	Tread depth (mm)	Tread code	Tube product code
T445603	800/40-26.5	170A8 (177A2)	20	SF	TT	AG28.00	807	1339	620	4084	500	550	35	LS-2	T545312

LOAD CAPACITY FOR FORWARDER AND HARVESTER, KG

Pressure (kPa)	Forestry service (LT)	Road		
	10 km/h	20 km/h	30 km/h	40 km/h
160	3875	3875	3370	3150
200	4250	4245	3690	3450
240	4625	4615	4015	3750
280	5300	5230	4550	4250
320	5450	5380	4680	4375
360	6000	5995	5215	4875
400	6500	6520	5670	5300
450	7100	7135	6205	5800
500	7300	7380	6420	6000

WATER AND SALT BALLASTING

Tire volume 100%		Water filling 75%		Water/salt filling (75% / -30°C)				Total weight increase	
Litres	Gallons	Litres	Gallons	Water		Salt		kg	lbs
				Litres	Gallons	kg	lbs		
580	153	435	115	357	94	182	401	539	1188

(CaCl2, 75%, -30°C) Always use a tube when filled with water/salt.

TUBES AND VALVES

Tube product code	Tube valve
T545312	TR218A

NOKIAN TYRES FOREST KING F2 710/55-28.5 - T445570

Product code	Size	LI/SS	Ply rating	Reinforced code	TL/TT	Rim	Width (mm)	Diameter (mm)	Loaded static radius (mm)	Rolling circumference (mm)	Pressure (kPa)	Max. inflation pressure (kPa)	Tread depth (mm)	Tread code	Tube product code
T445570	710/55-28.5	180A8 (187A2)	24	SF	TT	AG24.00	719	1515	696	4618	600	600	35	LS-2	T545543

LOAD CAPACITY FOR FORWARDER AND HARVESTER, KG

Pressure (kPa)	Forestry service (LT)	Road		
	10 km/h	20 km/h	30 km/h	40 km/h
160	4375	4365	3800	3550
200	4875	4920	4280	4000
240	5300	5230	4550	4250
280	6000	5995	5215	4875
320	6150	6150	5350	5000
360	6900	6890	5990	5600
400	7500	7565	6580	6150
450	8000	7995	6955	6500
500	8500	8485	7385	6900
600	9750	9840	8560	8000

WATER AND SALT BALLASTING

Tire volume 100%		Water filling 75%		Water/salt filling (75% / -30°C)				Total weight increase	
Litres	Gallons	Litres	Gallons	Water		Salt		kg	lbs
				Litres	Gallons	kg	lbs		
664	175	498	132	409	108	208	459	617	1360

(CaCl2, 75%, -30°C) Always use a tube when filled with water/salt.

TUBES AND VALVES

Tube product code T545543	Tube valve TR218A
-------------------------------------	-----------------------------

NOKIAN TYRES FOREST KING F2 780/50-28.5 - T445537

Product code	Size	LI/SS	Ply rating	Reinforced code	TL/TT	Rim	Width (mm)	Diameter (mm)	Loaded static radius (mm)	Rolling circumference (mm)	Pressure (kPa)	Max. inflation pressure (kPa)	Tread depth (mm)	Tread code	Tube product code
T445537	780/50-28.5	182A8 (190A2)	24	SF	TT	AG26.00	783	1515	697	4618	600	600	35	LS-2	T545543

LOAD CAPACITY FOR FORWARDER AND HARVESTER, KG

Pressure (kPa)	Forestry service (LT)	Road		
	10 km/h	20 km/h	30 km/h	40 km/h
160	4625	4615	4015	3750
200	5300	5230	4550	4250
240	5600	5535	4815	4500
280	6300	6335	5510	5150
320	6500	6520	5670	5300
360	7300	7380	6420	6000
400	8000	7995	6955	6500
450	8500	8485	7385	6900
500	9000	8980	7810	7300
600	10600	10455	9095	8500

WATER AND SALT BALLASTING

Tire volume 100%		Water filling 75%		Water/salt filling (75% / -30°C)				Total weight increase	
Litres	Gallons	Litres	Gallons	Water		Salt		kg	lbs
				Litres	Gallons	kg	lbs		
705	186	529	140	434	115	221	488	655	1444

(CaCl2, 75%, -30°C) Always use a tube when filled with water/salt.

TUBES AND VALVES

Tube product code	Tube valve
T545543	TR218A

NOKIAN TYRES FOREST KING F2 780/55-30.5 - T445846

Product code	Size	LI/SS	Ply rating	Reinforced code	TL/TT	Rim	Width (mm)	Diameter (mm)	Loaded static radius (mm)	Rolling circumference (mm)	Pressure (kPa)	Max. inflation pressure (kPa)	Tread depth (mm)	Tube product code
T445846	780/55-30.5	187A8 (195A2)	24	SF	TT	AG26.00	780	1631	745	4974	600	600	35	T55891

LOAD CAPACITY FOR FORWARDER AND HARVESTER, KG

Pressure (kPa)	Forestry service (LT)	Road		
	10 km/h	20 km/h	30 km/h	40 km/h
160	5300	5230	4550	4250
200	5800	5845	5085	4750
240	6300	6335	5510	5150
280	7100	7135	6205	5800
320	7300	7380	6420	6000
360	8250	8240	7170	6700
400	9000	8980	7810	7300
450	9500	9535	8295	7750
500	10000	10150	8830	8250
600	12150	11995	10435	9750

WATER AND SALT BALLASTING

Tire volume 100%		Water filling 75%		Water/salt filling (75% / -30°C)				Total weight increase	
Litres	Gallons	Litres	Gallons	Water		Salt		kg	lbs
				Litres	Gallons	kg	lbs		
806	213	605	160	496	131	253	557	749	1651

(CaCl2, 75%, -30°C) Always use a tube when filled with water/salt.

TUBES AND VALVES

Tube product code	Tube valve
T55891	TR218A

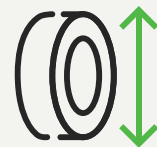
NOKIAN TYRES FOREST KING TRS 2

TRACTION TIRE FOR HARVESTERS AND FORWARDERS

- Aggressive tread design, square shape, sharp shoulders and high tread depth provide superb traction and lateral grip.
- Wide lug ends, lifted groove bottom in shoulder and considered pitch length give good performance in track and chain use.
- Strong diagonal structure with steel fortification gives excellent puncture protection. More protective compound on shoulders.



2026-07-07



AVAILABLE SIZES

- 600/50-22.5 - T445618
- 710/40-22.5 - T445607
- 600/50-24.5 - T445639
- 710/40-24.5 - T445568
- 800/40-24.5 - T445718
- 600/55-26.5 - T445567
- 710/45-26.5 - T445566
- 710/45-26.5 - T445640
- 710/55-26.5 - T445801
- 750/55-26.5 - T445602
- 800/40-26.5 - T445594
- 710/55-28.5 - T445612
- 780/50-28.5 - T445581

NOKIAN TYRES FOREST KING TRS 2

ALL SIZES

Product code	Size	LI/SS	Ply rating	Reinforced code	TL/TT	Rim	Permitted rims	Width (mm)	Diameter (mm)	Loaded static radius (mm)	Rolling circumference (mm)	Pressure (kPa)	Max. inflation pressure (kPa)	Tread depth (mm)	Tread code	Tube product code	Load capacity for forestry service (lt), kg	Load capacity for road, kg		
																		Speed (km/h)		
																		10	20	30
T445618	600/50-22.5	159A8 (167A2)	20	SF	TT	AG20.00		597	1168	533	3550	500	550	42	LS-2	T55089	5450	5380	4680	4375
T445607	710/40-22.5	161A8 (168A2)	20	SF	TT	AG24.00		705	1171	535	3569	500	550	42	LS-2	T55092	5600	5690	4950	4625
T445639	600/50-24.5	164A8 (171A2)	20	SF	TT	AG20.00	AG22.00	603	1230	566	3738	550	550	48	LS-2	T545447	5600	5535	4815	4500
T445568	710/40-24.5	163A8 (170A2)	20	SF	TT	AG24.00		694	1233	570	3757	500	550	48	LS-2	T545448	6000	5995	5215	4875
T445718	800/40-24.5	169A8 (176A2)	20	SF	TT	AG28.00		784	1251	566	3808	500	550	48	LS-2	T545448	7100	7135	6205	5800
T445567	600/55-26.5	165A8 (172A2)	20	SF	TT	AG20.00		598	1347	619	4096	500	550	48	LS-2	T55098	6300	6335	5510	5150
T445566	710/45-26.5	168A8 (175A2)	20	SF	TT	AG24.00		703	1344	618	4103	500	550	48	LS-2	T55099	6900	6890	5990	5600
T445640	710/45-26.5	173A8 (180A2)	24	SF	TT	AG24.00		702	1345	617	4115	600	600	48	LS-2	T55099	8000	7995	6955	6500
T445801	710/55-26.5	179A8 (186A2)	24	SF	TT	AG24.00	AG22.00	697	1503	688	4546	600	600	49	LS-2	T55102	9500	9535	8295	7750
T445602	750/55-26.5	182A8 (189A2)	24	SF	TT	AG24.00		755	1477	674	4499	600	600	49	LS-2	T55102	10600	10455	9095	8500
T445594	800/40-26.5	170A8 (177A2)	20	SF	TT	AG28.00		798	1343	619	4096	500	550	48	LS-2	T545312	7300	7380	6420	6000
T445612	710/55-28.5	180A8 (187A2)	24	SF	TT	AG24.00		711	1513	693	4618	600	600	49	LS-2	T545543	9750	9840	8560	8000
T445581	780/50-28.5	182A8 (190A2)	24	SF	TT	AG26.00		782	1513	691	4611	600	600	49	LS-2	T545543	10600	10455	9095	8500

NOKIAN TYRES FOREST KING TRS 2 600/50-22.5 - T445618

Product code	Size	LI/SS	Ply rating	Reinforced code	TL/TT	Rim	Width (mm)	Diameter (mm)	Loaded static radius (mm)	Rolling circumference (mm)	Pressure (kPa)	Max. inflation pressure (kPa)	Tread depth (mm)	Tread code	Tube product code
T445618	600/50-22.5	159A8 (167A2)	20	SF	TT	AG20.00	597	1168	533	3550	500	550	42	LS-2	T55089

LOAD CAPACITY FOR FORWARDER AND HARVESTER, KG

Pressure (kPa)	Forestry service (LT)		Road	
	10 km/h	20 km/h	30 km/h	40 km/h
160	2725	2755	2395	2240
200	3075	3075	2675	2500
240	3350	3350	2915	2725
280	3750	3780	3290	3075
320	4000	4000	3480	3250
360	4375	4365	3800	3550
400	4750	4765	4145	3875
450	5000	5075	4415	4125
500	5450	5380	4680	4375

WATER AND SALT BALLASTING

Tire volume 100%		Water filling 75%		Water/salt filling (75% / -30°C)				Total weight increase	
Litres	Gallons	Litres	Gallons	Water		Salt		kg	lbs
				Litres	Gallons	kg	lbs		
300	79	225	59	185	49	94	207	279	615

(CaCl₂, 75%, -30°C) Always use a tube when filled with water/salt.

TUBES AND VALVES

Tube product code	Tube valve
T55089	TR218A

NOKIAN TYRES FOREST KING TRS 2 710/40-22.5 - T445607

Product code	Size	LI/SS	Ply rating	Reinforced code	TL/TT	Rim	Width (mm)	Diameter (mm)	Loaded static radius (mm)	Rolling circumference (mm)	Pressure (kPa)	Max. inflation pressure (kPa)	Tread depth (mm)	Tread code	Tube product code
T445607	710/40-22.5	161A8 (168A2)	20	SF	TT	AG24.00	705	1171	535	3569	500	550	42	LS-2	T55092

LOAD CAPACITY FOR FORWARDER AND HARVESTER, KG

Pressure (kPa)	Forestry service (LT)	Road		
	10 km/h	20 km/h	30 km/h	40 km/h
160	3000	2990	2600	2430
200	3250	3260	2835	2650
240	3550	3565	3105	2900
280	4000	4000	3480	3250
320	4250	4245	3690	3450
360	4625	4615	4015	3750
400	5000	5075	4415	4125
450	5450	5380	4680	4375
500	5600	5690	4950	4625

WATER AND SALT BALLASTING

Tire volume 100%		Water filling 75%		Water/salt filling (75% / -30°C)				Total weight increase	
Litres	Gallons	Litres	Gallons	Water		Salt		kg	lbs
				Litres	Gallons	kg	lbs		
400	106	300	79	246	65	125	277	371	818

(CaCl₂, 75%, -30°C) Always use a tube when filled with water/salt.

TUBES AND VALVES

Tube product code	Tube valve
T55092	TR218A

NOKIAN TYRES FOREST KING TRS 2 600/50-24.5 - T445639

Product code	Size	LI/SS	Ply rating	Reinforced code	TL/TT	Rim	Permitted rims	Width (mm)	Diameter (mm)	Loaded static radius (mm)	Rolling circumference (mm)	Pressure (kPa)	Max. inflation pressure (kPa)	Tread depth (mm)	Tread code	Tube product code
T445639	600/50-24.5	164A8 (171A2)	20	SF	TT	AG20.00	AG22.00	603	1230	566	3738	550	550	48	LS-2	T545447

LOAD CAPACITY FOR FORWARDER AND HARVESTER, KG

Pressure (kPa)	Forestry service (LT)	Road			
	10 km/h	20 km/h	30 km/h	40 km/h	
160	2900	2905	2525	2360	
200	3150	3165	2755	2575	
240	3450	3445	2995	2800	
280	3875	3875	3370	3150	
320	4125	4120	3585	3350	
360	4500	4490	3905	3650	
400	4875	4920	4280	4000	
450	5300	5230	4550	4250	
500	5600	5535	4815	4500	

WATER AND SALT BALLASTING

Tire volume 100%		Water filling 75%		Water/salt filling (75% / -30°C)				Total weight increase	
Litres	Gallons	Litres	Gallons	Water		Salt		kg	lbs
				Litres	Gallons	kg	lbs		
320	85	240	63	197	52	100	221	297	655

(CaCl₂, 75%, -30°C) Always use a tube when filled with water/salt.

TUBES AND VALVES

Tube product code T545447	Tube valve TR218A
------------------------------	----------------------

NOKIAN TYRES FOREST KING TRS 2 710/40-24.5 - T445568

Product code	Size	LI/SS	Ply rating	Reinforced code	TL/TT	Rim	Width (mm)	Diameter (mm)	Loaded static radius (mm)	Rolling circumference (mm)	Pressure (kPa)	Max. inflation pressure (kPa)	Tread depth (mm)	Tread code	Tube product code
T445568	710/40-24.5	163A8 (170A2)	20	SF	TT	AG24.00	694	1233	570	3757	500	550	48	LS-2	T545448

LOAD CAPACITY FOR FORWARDER AND HARVESTER, KG

Pressure (kPa)	Forestry service (LT)	Road		
	10 km/h	20 km/h	30 km/h	40 km/h
160	3075	3075	2675	2500
200	3450	3445	2995	2800
240	3650	3690	3210	3000
280	4250	4245	3690	3450
320	4375	4365	3800	3550
360	4750	4765	4145	3875
400	5300	5230	4550	4250
450	5600	5690	4950	4625
500	6000	5995	5215	4875

WATER AND SALT BALLASTING

Tire volume 100%		Water filling 75%		Water/salt filling (75% / -30°C)				Total weight increase	
Litres	Gallons	Litres	Gallons	Water		Salt		kg	lbs
				Litres	Gallons	kg	lbs		
380	100	285	75	234	62	119	263	353	778

(CaCl₂, 75%, -30°C) Always use a tube when filled with water/salt.

TUBES AND VALVES

Tube product code T545448	Tube valve TR218A
-------------------------------------	-----------------------------

NOKIAN TYRES FOREST KING TRS 2 800/40-24.5 - T445718

Product code	Size	LI/SS	Ply rating	Reinforced code	TL/TT	Rim	Width (mm)	Diameter (mm)	Loaded static radius (mm)	Rolling circumference (mm)	Pressure (kPa)	Max. inflation pressure (kPa)	Tread depth (mm)	Tread code	Tube product code
T445718	800/40-24.5	169A8 (176A2)	20	SF	TT	AG28.00	784	1251	566	3808	500	550	48	LS-2	T545448

LOAD CAPACITY FOR FORWARDER AND HARVESTER, KG

Pressure (kPa)	Forestry service (LT)	Road		
	10 km/h	20 km/h	30 km/h	40 km/h
160	3650	3690	3210	3000
200	4125	4120	3585	3350
240	4500	4490	3905	3650
280	5000	5075	4415	4125
320	5300	5230	4550	4250
360	5800	5845	5085	4750
400	6300	6335	5510	5150
450	6700	6705	5830	5450
500	7100	7135	6205	5800

WATER AND SALT BALLASTING

Tire volume 100%		Water filling 75%		Water/salt filling (75% / -30°C)				Total weight increase	
Litres	Gallons	Litres	Gallons	Water		Salt		kg	lbs
				Litres	Gallons	kg	lbs		
435	115	326	86	268	71	136	301	404	891

(CaCl2, 75%, -30°C) Always use a tube when filled with water/salt.

TUBES AND VALVES

Tube product code T545448	Tube valve TR218A
-------------------------------------	-----------------------------

NOKIAN TYRES FOREST KING TRS 2 600/55-26.5 - T445567

Product code	Size	LI/SS	Ply rating	Reinforced code	TL/TT	Rim	Width (mm)	Diameter (mm)	Loaded static radius (mm)	Rolling circumference (mm)	Pressure (kPa)	Max. inflation pressure (kPa)	Tread depth (mm)	Tread code	Tube product code
T445567	600/55-26.5	165A8 (172A2)	20	SF	TT	AG20.00	598	1347	619	4096	500	550	48	LS-2	T55098

LOAD CAPACITY FOR FORWARDER AND HARVESTER, KG

Pressure (kPa)	Forestry service (LT)	Road		
	10 km/h	20 km/h	30 km/h	40 km/h
160	3250	3260	2835	2650
200	3550	3565	3105	2900
240	3875	3875	3370	3150
280	4375	4365	3800	3550
320	4625	4615	4015	3750
360	5000	5075	4415	4125
400	5600	5535	4815	4500
450	6000	5995	5215	4875
500	6300	6335	5510	5150

WATER AND SALT BALLASTING

Tire volume 100%		Water filling 75%		Water/salt filling (75% / -30°C)				Total weight increase	
Litres	Gallons	Litres	Gallons	Water		Salt		kg	lbs
				Litres	Gallons	kg	lbs		
386	102	290	76	238	63	121	267	359	791

(CaCl₂, 75%, -30°C) Always use a tube when filled with water/salt.

TUBES AND VALVES

Tube product code	Tube valve
T55098	TR218A

NOKIAN TYRES FOREST KING TRS 2 710/45-26.5 - T445566

Product code	Size	LI/SS	Ply rating	Reinforced code	TL/TT	Rim	Width (mm)	Diameter (mm)	Loaded static radius (mm)	Rolling circumference (mm)	Pressure (kPa)	Max. inflation pressure (kPa)	Tread depth (mm)	Tread code	Tube product code
T445566	710/45-26.5	168A8 (175A2)	20	SF	TT	AG24.00	703	1344	618	4103	500	550	48	LS-2	T55099

LOAD CAPACITY FOR FORWARDER AND HARVESTER, KG

Pressure (kPa)	Forestry service (LT)	Road		
	10 km/h	20 km/h	30 km/h	40 km/h
160	3550	3565	3105	2900
200	3875	3875	3370	3150
240	4250	4245	3690	3450
280	4750	4765	4145	3875
320	5000	5075	4415	4125
360	5600	5535	4815	4500
400	6000	5995	5215	4875
450	6500	6520	5670	5300
500	6900	6890	5990	5600

WATER AND SALT BALLASTING

Tire volume 100%		Water filling 75%		Water/salt filling (75% / -30°C)				Total weight increase	
Litres	Gallons	Litres	Gallons	Water		Salt		kg	lbs
				Litres	Gallons	kg	lbs		
490	129	368	97	302	80	154	339	456	1005

(CaCl₂, 75%, -30°C) Always use a tube when filled with water/salt.

TUBES AND VALVES

Tube product code	Tube valve
T55099	TR218A

NOKIAN TYRES FOREST KING TRS 2 710/45-26.5 - T445640

Product code	Size	LI/SS	Ply rating	Reinforced code	TL/TT	Rim	Width (mm)	Diameter (mm)	Loaded static radius (mm)	Rolling circumference (mm)	Pressure (kPa)	Max. inflation pressure (kPa)	Tread depth (mm)	Tread code	Tube product code
T445640	710/45-26.5	173A8 (180A2)	24	SF	TT	AG24.00	702	1345	617	4115	600	600	48	LS-2	T55099

LOAD CAPACITY FOR FORWARDER AND HARVESTER, KG

Pressure (kPa)	Forestry service (LT)	Road		
	10 km/h	20 km/h	30 km/h	40 km/h
160	3550	3565	3105	2900
200	3875	3875	3370	3150
240	4250	4245	3690	3450
280	4750	4765	4145	3875
320	5000	5075	4415	4125
360	5600	5535	4815	4500
400	6000	5995	5215	4875
450	6500	6520	5670	5300
500	6900	6890	5990	5600
600	8000	7995	6955	6500

WATER AND SALT BALLASTING

Tire volume 100%		Water filling 75%		Water/salt filling (75% / -30°C)				Total weight increase	
Litres	Gallons	Litres	Gallons	Water		Salt		kg	lbs
				Litres	Gallons	kg	lbs		
490	129	368	97	302	80	154	339	456	1005

(CaCl2, 75%, -30°C) Always use a tube when filled with water/salt.

TUBES AND VALVES

Tube product code T55099	Tube valve TR218A
------------------------------------	-----------------------------

NOKIAN TYRES FOREST KING TRS 2 710/55-26.5 - T445801

Product code	Size	LI/SS	Ply rating	Reinforced code	TL/TT	Rim	Permitted rims	Width (mm)	Diameter (mm)	Loaded static radius (mm)	Rolling circumference (mm)	Pressure (kPa)	Max. inflation pressure (kPa)	Tread depth (mm)	Tread code	Tube product code
T445801	710/55-26.5	179A8 (186A2)	24	SF	TT	AG24.00	AG22.00	697	1503	688	4546	600	600	49	LS-2	T55102

LOAD CAPACITY FOR FORWARDER AND HARVESTER, KG

Pressure (kPa)	Forestry service (LT)	Road			
	10 km/h	20 km/h	30 km/h	40 km/h	
160	4250	4245	3690	3450	
200	4750	4765	4145	3875	
240	5000	5075	4415	4125	
280	5600	5690	4950	4625	
320	6000	5995	5215	4875	
360	6700	6705	5830	5450	
400	7300	7380	6420	6000	
450	7750	7750	6740	6300	
500	8250	8240	7170	6700	
600	9500	9535	8295	7750	

WATER AND SALT BALLASTING

Tire volume 100%		Water filling 75%		Water/salt filling (75% / -30°C)				Total weight increase	
Litres	Gallons	Litres	Gallons	Water		Salt		kg	lbs
				Litres	Gallons	kg	lbs		
580	153	435	115	357	94	182	401	539	1188

(CaCl₂, 75%, -30°C) Always use a tube when filled with water/salt.

TUBES AND VALVES

Tube product code	Tube valve
T55102	TR218A

NOKIAN TYRES FOREST KING TRS 2 750/55-26.5 - T445602

Product code	Size	LI/SS	Ply rating	Reinforced code	TL/TT	Rim	Width (mm)	Diameter (mm)	Loaded static radius (mm)	Rolling circumference (mm)	Pressure (kPa)	Max. inflation pressure (kPa)	Tread depth (mm)	Tread code	Tube product code
T445602	750/55-26.5	182A8 (189A2)	24	SF	TT	AG24.00	755	1477	674	4499	600	600	49	LS-2	T55102

LOAD CAPACITY FOR FORWARDER AND HARVESTER, KG

Pressure (kPa)	Forestry service (LT)	Road		
	10 km/h	20 km/h	30 km/h	40 km/h
160	4625	4615	4015	3750
200	5000	5075	4415	4125
240	5600	5535	4815	4500
280	6300	6335	5510	5150
320	6500	6520	5670	5300
360	7100	7135	6205	5800
400	8000	7995	6955	6500
450	8500	8485	7385	6900
500	9000	8980	7810	7300
600	10600	10455	9095	8500

WATER AND SALT BALLASTING

Tire volume 100%		Water filling 75%		Water/salt filling (75% / -30°C)				Total weight increase	
Litres	Gallons	Litres	Gallons	Water		Salt		kg	lbs
				Litres	Gallons	kg	lbs		
620	164	465	123	382	101	195	429	577	1272

(CaCl2, 75%, -30°C) Always use a tube when filled with water/salt.

TUBES AND VALVES

Tube product code	Tube valve
T55102	TR218A

NOKIAN TYRES FOREST KING TRS 2 800/40-26.5 - T445594

Product code	Size	LI/SS	Ply rating	Reinforced code	TL/TT	Rim	Width (mm)	Diameter (mm)	Loaded static radius (mm)	Rolling circumference (mm)	Pressure (kPa)	Max. inflation pressure (kPa)	Tread depth (mm)	Tread code	Tube product code
T445594	800/40-26.5	170A8 (177A2)	20	SF	TT	AG28.00	798	1343	619	4096	500	550	48	LS-2	T545312

LOAD CAPACITY FOR FORWARDER AND HARVESTER, KG

Pressure (kPa)	Forestry service (LT)	Road		
	10 km/h	20 km/h	30 km/h	40 km/h
160	3875	3875	3370	3150
200	4250	4245	3690	3450
240	4625	4615	4015	3750
280	5300	5230	4550	4250
320	5450	5380	4680	4375
360	6000	5995	5215	4875
400	6500	6520	5670	5300
450	7100	7135	6205	5800
500	7300	7380	6420	6000

WATER AND SALT BALLASTING

Tire volume 100%		Water filling 75%		Water/salt filling (75% / -30°C)				Total weight increase	
Litres	Gallons	Litres	Gallons	Water		Salt		kg	lbs
				Litres	Gallons	kg	lbs		
570	151	428	113	351	93	179	394	530	1168

(CaCl2, 75%, -30°C) Always use a tube when filled with water/salt.

TUBES AND VALVES

Tube product code	Tube valve
T545312	TR218A

NOKIAN TYRES FOREST KING TRS 2 710/55-28.5 - T445612

Product code	Size	LI/SS	Ply rating	Reinforced code	TL/TT	Rim	Width (mm)	Diameter (mm)	Loaded static radius (mm)	Rolling circumference (mm)	Pressure (kPa)	Max. inflation pressure (kPa)	Tread depth (mm)	Tread code	Tube product code
T445612	710/55-28.5	180A8 (187A2)	24	SF	TT	AG24.00	711	1513	693	4618	600	600	49	LS-2	T545543

LOAD CAPACITY FOR FORWARDER AND HARVESTER, KG

Pressure (kPa)	Forestry service (LT)	Road		
	10 km/h	20 km/h	30 km/h	40 km/h
160	4375	4365	3800	3550
200	4875	4920	4280	4000
240	5300	5230	4550	4250
280	6000	5995	5215	4875
320	6150	6150	5350	5000
360	6900	6890	5990	5600
400	7500	7565	6580	6150
450	8000	7995	6955	6500
500	8500	8485	7385	6900
600	9750	9840	8560	8000

WATER AND SALT BALLASTING

Tire volume 100%		Water filling 75%		Water/salt filling (75% / -30°C)				Total weight increase	
Litres	Gallons	Litres	Gallons	Water		Salt		kg	lbs
				Litres	Gallons	kg	lbs		
620	164	465	123	382	101	195	429	577	1272

(CaCl2, 75%, -30°C) Always use a tube when filled with water/salt.

TUBES AND VALVES

Tube product code T545543	Tube valve TR218A
-------------------------------------	-----------------------------

NOKIAN TYRES FOREST KING TRS 2 780/50-28.5 - T445581

Product code	Size	LI/SS	Ply rating	Reinforced code	TL/TT	Rim	Width (mm)	Diameter (mm)	Loaded static radius (mm)	Rolling circumference (mm)	Pressure (kPa)	Max. inflation pressure (kPa)	Tread depth (mm)	Tread code	Tube product code
T445581	780/50-28.5	182A8 (190A2)	24	SF	TT	AG26.00	782	1513	691	4611	600	600	49	LS-2	T545543

LOAD CAPACITY FOR FORWARDER AND HARVESTER, KG

Pressure (kPa)	Forestry service (LT)	Road		
	10 km/h	20 km/h	30 km/h	40 km/h
160	4625	4615	4015	3750
200	5300	5230	4550	4250
240	5600	5535	4815	4500
280	6300	6335	5510	5150
320	6500	6520	5670	5300
360	7300	7380	6420	6000
400	8000	7995	6955	6500
450	8500	8485	7385	6900
500	9000	8980	7810	7300
600	10600	10455	9095	8500

WATER AND SALT BALLASTING

Tire volume 100%		Water filling 75%		Water/salt filling (75% / -30°C)				Total weight increase	
Litres	Gallons	Litres	Gallons	Water		Salt		kg	lbs
				Litres	Gallons	kg	lbs		
675	178	506	134	415	110	212	467	627	1382

(CaCl2, 75%, -30°C) Always use a tube when filled with water/salt.

TUBES AND VALVES

Tube product code T545543	Tube valve TR218A
-------------------------------------	-----------------------------

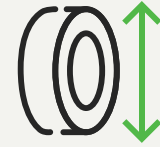
NOKIAN TYRES FOREST KING TRS 2+

TRACTION TIRE FOR 6WD HARVESTERS AND FORWARDERS

- Aggressive tread design, square shape, sharp shoulders and high tread depth provide superb traction and lateral grip
- Special tread design with extra wing bars give excellent support, traction and protection in chain and wheel track use
- Strong 24PR diagonal structure with steel fortification gives excellent puncture protection and impressive stability



2026-07-07



AVAILABLE SIZES

- 600/65-34 - T445714
- 710/70-34 - T445716
- 710/55-34 - T445715

NOKIAN TYRES FOREST KING TRS 2+

ALL SIZES

Product code	Size	LI/SS	Ply rating	Reinforced code	TL/TT	Rim	Permitted rims	Width (mm)	Diameter (mm)	Loaded static radius (mm)	Rolling circumference (mm)	Pressure (kPa)	Max. inflation pressure (kPa)	Tread depth (mm)	Tread code	Tube product code	Load capacity for forestry service (lt), kg	Load capacity for road, kg				
																		Speed (km/h)				
																		10	20	30	40	50
T445714	600/65-34	169A8 (176A2)	24	SF	TT	DW20B		615	1638	743	4964	400	400	50	LS-2	T55394	7100	8700	7135	6205	5800	5280
T445715	710/55-34	173A8 (180A2)	24	SF	TT	DW24B	DW23B	715	1634	740	4957	400	400	50	LS-2	T55394	8000	9750	7995	6955	6500	5915
T445716	710/70-34	181A8 (188A2)	24	SF	TT	DW23B	DW24B, DW25B	744	1833	821	5554	400	400	53	LS-2	T55892	10000	12375	10150	8830	8250	7510

NOKIAN TYRES FOREST KING TRS 2+ 600/65-34 - T445714

Product code	Size	LI/SS	Ply rating	Reinforced code	TL/TT	Rim	Width (mm)	Diameter (mm)	Loaded static radius (mm)	Rolling circumference (mm)	Pressure (kPa)	Max. inflation pressure (kPa)	Tread depth (mm)	Tread code	Tube product code
T445714	600/65-34	169A8 (176A2)	24	SF	TT	DW20B	615	1638	743	4964	400	400	50	LS-2	T55394

LOAD CAPACITY FOR FORWARDER AND HARVESTER, KG

Pressure (kPa)	Forestry service (LT)	Road				
	10 km/h	10 km/h	20 km/h	30 km/h	40 km/h	50 km/h
160	4375	5325	4365	3800	3550	3230
200	4750	5815	4765	4145	3875	3525
240	5000	6190	5075	4415	4125	3755
280	5600	6940	5690	4950	4625	4210
320	6000	7315	5995	5215	4875	4435
360	6500	7950	6520	5670	5300	4825
400	7100	8700	7135	6205	5800	5280

WATER AND SALT BALLASTING

Tire volume 100%		Water filling 75%		Water/salt filling (75% / -30°C)				Total weight increase	
Litres	Gallons	Litres	Gallons	Water		Salt		kg	lbs
				Litres	Gallons	kg	lbs		
565	149	424	112	348	92	177	391	525	1157

(CaCl₂, 75%, -30°C) Always use a tube when filled with water/salt.

TUBES AND VALVES

Tube product code	Tube valve
T55394	TR218A

NOKIAN TYRES FOREST KING TRS 2+ 710/55-34 - T445715

Product code	Size	LI/SS	Ply rating	Reinforced code	TL/TT	Rim	Permitted rims	Width (mm)	Diameter (mm)	Loaded static radius (mm)	Rolling circumference (mm)	Pressure (kPa)	Max. inflation pressure (kPa)	Tread depth (mm)	Tread code	Tube product code
T445715	710/55-34	173A8 (180A2)	24	SF	TT	DW24B	DW23B	715	1634	740	4957	400	400	50	LS-2	T55394

LOAD CAPACITY FOR FORWARDER AND HARVESTER, KG

Pressure (kPa)	Forestry service (LT)	Road				
	10 km/h	10 km/h	20 km/h	30 km/h	40 km/h	50 km/h
160	4750	5815	4765	4145	3875	3525
200	5300	6375	5230	4550	4250	3870
240	5600	6940	5690	4950	4625	4210
280	6500	7950	6520	5670	5300	4825
320	6700	8175	6705	5830	5450	4960
360	7300	9000	7380	6420	6000	5460
400	8000	9750	7995	6955	6500	5915

WATER AND SALT BALLASTING

Tire volume 100%		Water filling 75%		Water/salt filling (75% / -30°C)				Total weight increase	
Litres	Gallons	Litres	Gallons	Water		Salt		kg	lbs
				Litres	Gallons	kg	lbs		
673	178	505	133	414	109	211	465	625	1378

(CaCl₂, 75%, -30°C) Always use a tube when filled with water/salt.

TUBES AND VALVES

Tube product code	Tube valve
T55394	TR218A

NOKIAN TYRES FOREST KING TRS 2+ 710/70-34 - T445716

Product code	Size	LI/SS	Ply rating	Reinforced code	TL/TT	Rim	Permitted rims	Width (mm)	Diameter (mm)	Loaded static radius (mm)	Rolling circumference (mm)	Pressure (kPa)	Max. inflation pressure (kPa)	Tread depth (mm)	Tread code	Tube product code
T445716	710/70-34	181A8 (188A2)	24	SF	TT	DW23B	DW24B, DW25B	744	1833	821	5554	400	400	53	LS-2	T55892

LOAD CAPACITY FOR FORWARDER AND HARVESTER, KG

Pressure (kPa)	Forestry service (LT)	Road				
	10 km/h	10 km/h	20 km/h	30 km/h	40 km/h	50 km/h
160	6150	7500	6150	5350	5000	4550
200	6900	8400	6890	5990	5600	5095
240	7100	8700	7135	6205	5800	5280
280	8000	9750	7995	6955	6500	5915
320	8250	10050	8240	7170	6700	6095
360	9250	11250	9225	8025	7500	6825
400	10000	12375	10150	8830	8250	7510

WATER AND SALT BALLASTING

Tire volume 100%		Water filling 75%		Water/salt filling (75% / -30°C)				Total weight increase	
Litres	Gallons	Litres	Gallons	Water		Salt		kg	lbs
				Litres	Gallons	kg	lbs		
925	244	694	183	569	150	290	640	859	1894

(CaCl₂, 75%, -30°C) Always use a tube when filled with water/salt.

TUBES AND VALVES

Tube product code	Tube valve
T55892	TR218A

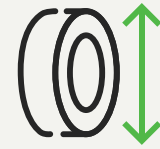
NOKIAN TYRES FOREST KING TRS L-2

RELIABLE GRIP AND TRACTION

- Wide and high pattern lugs for good mobility and operating comfort
- Optimised lug angle and sharp tire shoulders providing excellent lateral grip
- Steel protection against punctures



2026-07-07



AVAILABLE SIZES

- 650/60-26.5 - T445395

NOKIAN TYRES FOREST KING TRS L-2

ALL SIZES

Product code	Size	LI/SS	Ply rating	Reinforced code	TL/TT	Rim	Width (mm)	Diameter (mm)	Loaded static radius (mm)	Rolling circumference (mm)	Pressure (kPa)	Max. inflation pressure (kPa)	Tread depth (mm)	Tread code	Tube product code	Load capacity for forestry service (lt), kg			Load capacity for road, kg		
																Speed (km/h)			Speed (km/h)		
																10	20	30	40		
T445395	650/60-26.5	172A8 (179A2)	20	SF	TT	AG20.00	655	1479	676	4467	500	550	50	L-2	T55102	7750	7750	6740	6300		

NOKIAN TYRES FOREST KING TRS L-2 650/60-26.5 - T445395

Product code	Size	LI/SS	Ply rating	Reinforced code	TL/TT	Rim	Width (mm)	Diameter (mm)	Loaded static radius (mm)	Rolling circumference (mm)	Pressure (kPa)	Max. inflation pressure (kPa)	Tread depth (mm)	Tread code	Tube product code
T445395	650/60-26.5	172A8 (179A2)	20	SF	TT	AG20.00	655	1479	676	4467	500	550	50	L-2	T55102

LOAD CAPACITY FOR FORWARDER AND HARVESTER, KG

Pressure (kPa)	Forestry service (LT)	Road		
	10 km/h	20 km/h	30 km/h	40 km/h
160	4000	4000	3480	3250
200	4500	4490	3905	3650
240	4750	4765	4145	3875
280	5450	5380	4680	4375
320	5600	5690	4950	4625
360	6150	6150	5350	5000
400	6900	6890	5990	5600
450	7300	7380	6420	6000
500	7750	7750	6740	6300

WATER AND SALT BALLASTING

Tire volume 100%		Water filling 75%		Water/salt filling (75% / -30°C)				Total weight increase	
Litres	Gallons	Litres	Gallons	Water		Salt		kg	lbs
				Litres	Gallons	kg	lbs		
550	145	413	109	338	89	173	380	511	1127

(CaCl₂, 75%, -30°C) Always use a tube when filled with water/salt.

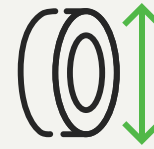
TUBES AND VALVES

Tube product code	Tube valve
T55102	TR218A

NOKIAN TYRES NORDMAN FOREST ELS L-2

COST-EFFICIENT REPLACEMENT TIRE FOR HARVESTERS AND FORWARDERS

- Strong and reliable diagonal structure with steel fortification gives excellent puncture protection in demanding forestry conditions.
- The existing tracks designed for Forest King ELS L-2 are applicable to Nordman Forest ELS L-2, making it a perfect option as a replacement tire.
- The design of the tire provides good performance in track and chain use.



AVAILABLE SIZES

- 600/50-22.5 - T445623

NOKIAN TYRES NORDMAN FOREST ELS L-2

ALL SIZES

Product code	Size	LI/SS	Ply rating	Reinforced code	TL/TT	Rim	Width (mm)	Diameter (mm)	Loaded static radius (mm)	Rolling circumference (mm)	Pressure (kPa)	Max. inflation pressure (kPa)	Tread depth (mm)	Tread code	Tube product code	Load capacity for forestry service (lt), kg			Load capacity for road, kg			
																Speed (km/h)			Speed (km/h)			
																10	20	30	40	20	30	40
T445623	600/50-22.5	149A8 (156A2)	16	SF	TT	AG20.00	606	1164	543	3544	320	400	32	LS-2	T55089	4000	4000	3480	3250			

NOKIAN TYRES NORDMAN FOREST ELS L-2 600/50-22.5 - T445623

Product code	Size	LI/SS	Ply rating	Reinforced code	TL/TT	Rim	Width (mm)	Diameter (mm)	Loaded static radius (mm)	Rolling circumference (mm)	Pressure (kPa)	Max. inflation pressure (kPa)	Tread depth (mm)	Tread code	Tube product code
T445623	600/50-22.5	149A8 (156A2)	16	SF	TT	AG20.00	606	1164	543	3544	320	400	32	LS-2	T55089

LOAD CAPACITY FOR FORWARDER AND HARVESTER, KG

Pressure (kPa)	Forestry service (LT)	Road		
	10 km/h	20 km/h	30 km/h	40 km/h
160	2725	2755	2395	2240
200	3075	3075	2675	2500
240	3350	3350	2915	2725
280	3750	3780	3290	3075
320	4000	4000	3480	3250

WATER AND SALT BALLASTING

Tire volume 100%		Water filling 75%		Water/salt filling (75% / -30°C)				Total weight increase	
Litres	Gallons	Litres	Gallons	Water		Salt		kg	lbs
				Litres	Gallons	kg	lbs		
350	92	263	69	215	57	110	242	325	717

(CaCl2, 75%, -30°C) Always use a tube when filled with water/salt.

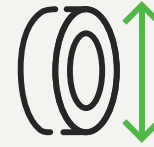
TUBES AND VALVES

Tube product code	Tube valve
T55089	TR218A

NOKIAN TYRES NORDMAN FOREST F

COST-EFFICIENT REPLACEMENT TIRE FOR HARVESTERS AND FORWARDERS

- Strong and reliable diagonal structure with steel fortification gives excellent puncture protection in demanding forestry conditions.
- The design of the tire provides good performance in track and chain use.



AVAILABLE SIZES

- 710/40-22.5 - T445625
- 710/40-24.5 - T445599
- 600/55-26.5 - T445598
- 710/45-26.5 - T445565
- 750/55-26.5 - T445597

NOKIAN TYRES NORDMAN FOREST F

ALL SIZES

Product code	Size	LI/SS	Ply rating	Reinforced code	TL/TT	Rim	Width (mm)	Diameter (mm)	Loaded static radius (mm)	Rolling circumference (mm)	Pressure (kPa)	Max. inflation pressure (kPa)	Tread depth (mm)	Tread code	Tube product code	Load capacity for forestry service (lt), kg				Load capacity for road, kg		
																Speed (km/h)				Speed (km/h)		
																10	20	30	40	20	30	40
T445625	710/40-22.5	151A8 (158A2)	16	SF	TT	AG24.00	701	1164	538	3544	320	400	28	LS-2	T55092	4250	4245	3690	3450			
T445599	710/40-24.5	163A8 (170A2)	20	SF	TT	AG24.00	706	1223	573	3729	500	550	29	LS-2	T545448	6000	5995	5215	4875			
T445598	600/55-26.5	165A8 (172A2)	20	SF	TT	AG20.00	615	1339	624	4065	500	550	32	LS-2	T55098	6300	6335	5510	5150			
T445565	710/45-26.5	168A8 (175A2)	20	SF	TT	AG24.00	711	1345	622	4046	500	550	30	LS-2	T55099	6900	6890	5990	5600			
T445597	750/55-26.5	177A8 (184A2)	20	SF	TT	AG24.00	762	1476	680	4467	500	550	32	LS-2	T55102	9000	8980	7810	7300			

NOKIAN TYRES NORDMAN FOREST F 710/40-22.5 - T445625

Product code	Size	LI/SS	Ply rating	Reinforced code	TL/TT	Rim	Width (mm)	Diameter (mm)	Loaded static radius (mm)	Rolling circumference (mm)	Pressure (kPa)	Max. inflation pressure (kPa)	Tread depth (mm)	Tread code	Tube product code
T445625	710/40-22.5	151A8 (158A2)	16	SF	TT	AG24.00	701	1164	538	3544	320	400	28	LS-2	T55092

LOAD CAPACITY FOR FORWARDER AND HARVESTER, KG

Pressure (kPa)	Forestry service (LT)	Road		
	10 km/h	20 km/h	30 km/h	40 km/h
160	3000	2990	2600	2430
200	3250	3260	2835	2650
240	3550	3565	3105	2900
280	4000	4000	3480	3250
320	4250	4245	3690	3450

WATER AND SALT BALLASTING

Tire volume 100%		Water filling 75%		Water/salt filling (75% / -30°C)				Total weight increase	
Litres	Gallons	Litres	Gallons	Water		Salt		kg	lbs
				Litres	Gallons	kg	lbs		
400	106	300	79	246	65	125	277	371	818

(CaCl2, 75%, -30°C) Always use a tube when filled with water/salt.

TUBES AND VALVES

Tube product code	Tube valve
T55092	TR218A

NOKIAN TYRES NORDMAN FOREST F 710/40-24.5 - T445599

Product code	Size	LI/SS	Ply rating	Reinforced code	TL/TT	Rim	Width (mm)	Diameter (mm)	Loaded static radius (mm)	Rolling circumference (mm)	Pressure (kPa)	Max. inflation pressure (kPa)	Tread depth (mm)	Tread code	Tube product code
T445599	710/40-24.5	163A8 (170A2)	20	SF	TT	AG24.00	706	1223	573	3729	500	550	29	LS-2	T545448

LOAD CAPACITY FOR FORWARDER AND HARVESTER, KG

Pressure (kPa)	Forestry service (LT)	Road		
	10 km/h	20 km/h	30 km/h	40 km/h
160	3075	3075	2675	2500
200	3450	3445	2995	2800
240	3650	3690	3210	3000
280	4250	4245	3690	3450
320	4375	4365	3800	3550
360	4750	4765	4145	3875
400	5300	5230	4550	4250
450	5600	5690	4950	4625
500	6000	5995	5215	4875

WATER AND SALT BALLASTING

Tire volume 100%		Water filling 75%		Water/salt filling (75% / -30°C)				Total weight increase	
Litres	Gallons	Litres	Gallons	Water		Salt		kg	lbs
				Litres	Gallons	kg	lbs		
384	101	288	76	236	62	120	266	356	785

(CaCl₂, 75%, -30°C) Always use a tube when filled with water/salt.

TUBES AND VALVES

Tube product code T545448	Tube valve TR218A
-------------------------------------	-----------------------------

NOKIAN TYRES NORDMAN FOREST F 600/55-26.5 - T445598

Product code	Size	LI/SS	Ply rating	Reinforced code	TL/ TT	Rim	Width (mm)	Diameter (mm)	Loaded static radius (mm)	Rolling circumference (mm)	Pressure (kPa)	Max. inflation pressure (kPa)	Tread depth (mm)	Tread code	Tube product code
T445598	600/55-26.5	165A8 (172A2)	20	SF	TT	AG20.00	615	1339	624	4065	500	550	32	LS-2	T55098

LOAD CAPACITY FOR FORWARDER AND HARVESTER, KG

Pressure (kPa)	Forestry service (LT)	Road		
	10 km/h	20 km/h	30 km/h	40 km/h
160	3250	3260	2835	2650
200	3550	3565	3105	2900
240	3875	3875	3370	3150
280	4375	4365	3800	3550
320	4625	4615	4015	3750
360	5000	5075	4415	4125
400	5600	5535	4815	4500
450	6000	5995	5215	4875
500	6300	6335	5510	5150

WATER AND SALT BALLASTING

Tire volume 100%		Water filling 75%		Water/salt filling (75% / -30°C)				Total weight increase	
Litres	Gallons	Litres	Gallons	Water		Salt		kg	lbs
				Litres	Gallons	kg	lbs		
430	114	323	85	265	70	135	297	400	882

(CaCl₂, 75%, -30°C) Always use a tube when filled with water/salt.

TUBES AND VALVES

Tube product code	Tube valve
T55098	TR218A

NOKIAN TYRES NORDMAN FOREST F 710/45-26.5 - T445565

Product code	Size	LI/SS	Ply rating	Reinforced code	TL/TT	Rim	Width (mm)	Diameter (mm)	Loaded static radius (mm)	Rolling circumference (mm)	Pressure (kPa)	Max. inflation pressure (kPa)	Tread depth (mm)	Tread code	Tube product code
T445565	710/45-26.5	168A8 (175A2)	20	SF	TT	AG24.00	711	1345	622	4046	500	550	30	LS-2	T55099

LOAD CAPACITY FOR FORWARDER AND HARVESTER, KG

Pressure (kPa)	Forestry service (LT)	Road		
	10 km/h	20 km/h	30 km/h	40 km/h
160	3550	3565	3105	2900
200	3875	3875	3370	3150
240	4250	4245	3690	3450
280	4750	4765	4145	3875
320	5000	5075	4415	4125
360	5600	5535	4815	4500
400	6000	5995	5215	4875
450	6500	6520	5670	5300
500	6900	6890	5990	5600

WATER AND SALT BALLASTING

Tire volume 100%		Water filling 75%		Water/salt filling (75% / -30°C)				Total weight increase	
Litres	Gallons	Litres	Gallons	Water		Salt		kg	lbs
				Litres	Gallons	kg	lbs		
500	132	375	99	308	81	157	346	465	1025

(CaCl₂, 75%, -30°C) Always use a tube when filled with water/salt.

TUBES AND VALVES

Tube product code	Tube valve
T55099	TR218A

NOKIAN TYRES NORDMAN FOREST F 750/55-26.5 - T445597

Product code	Size	LI/SS	Ply rating	Reinforced code	TL/TT	Rim	Width (mm)	Diameter (mm)	Loaded static radius (mm)	Rolling circumference (mm)	Pressure (kPa)	Max. inflation pressure (kPa)	Tread depth (mm)	Tread code	Tube product code
T445597	750/55-26.5	177A8 (184A2)	20	SF	TT	AG24.00	762	1476	680	4467	500	550	32	LS-2	T55102

LOAD CAPACITY FOR FORWARDER AND HARVESTER, KG

Pressure (kPa)	Forestry service (LT)	Road		
	10 km/h	20 km/h	30 km/h	40 km/h
160	4625	4615	4015	3750
200	5000	5075	4415	4125
240	5600	5535	4815	4500
280	6300	6335	5510	5150
320	6500	6520	5670	5300
360	7100	7135	6205	5800
400	8000	7995	6955	6500
450	8500	8485	7385	6900
500	9000	8980	7810	7300

WATER AND SALT BALLASTING

Tire volume 100%		Water filling 75%		Water/salt filling (75% / -30°C)				Total weight increase	
Litres	Gallons	Litres	Gallons	Water		Salt		kg	lbs
				Litres	Gallons	kg	lbs		
650	172	488	129	400	106	204	450	604	1332

(CaCl2, 75%, -30°C) Always use a tube when filled with water/salt.

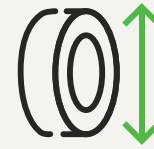
TUBES AND VALVES

Tube product code	Tube valve
T55102	TR218A

NOKIAN TYRES NORDMAN FOREST TRS L-2

COST-EFFICIENT REPLACEMENT TIRE FOR HARVESTERS AND FORWARDERS

- Strong and reliable diagonal structure with steel fortification gives excellent puncture protection in demanding forestry conditions.
- The existing tracks designed for Forest King TRS L-2 are applicable to Nordman Forest TRS L-2, making it a perfect option as a replacement tire.
- Good terrain mobility due to aggressive tread design with high tread depth.



AVAILABLE SIZES

- 600/50-22.5 - T445622
- 710/40-22.5 - T445624
- 600/55-26.5 - T445527
- 710/45-26.5 - T445541
- 750/55-26.5 - T445528
- 600/65-34 - T445475
- 700/55-34 - T445476
- 700/70-34 - T445596



NOKIAN TYRES NORDMAN FOREST TRS L-2

ALL SIZES

Product code	Size	LI/SS	Ply rating	Reinforced code	TL/TT	Rim	Permitted rims	Width (mm)	Diameter (mm)	Loaded static radius (mm)	Rolling circumference (mm)	Pressure (kPa)	Max. inflation pressure (kPa)	Tread depth (mm)	Tread code	Tube product code	Load capacity for forestry service (lt), kg	Load capacity for road, kg		
																	Speed (km/h)	Speed (km/h)		
																		10	20	30
T445622	600/50-22.5	149A8 (156A2)	16	SF	TT	AG20.00		605	1168	545	3544	320	400	42	LS-2	T55089	4000	4000	3480	3250
T445624	710/40-22.5	151A8 (158A2)	16	SF	TT	AG24.00		706	1169	539	3537	320	400	42	LS-2	T55092	4250	4245	3690	3450
T445527	600/55-26.5	165A8 (172A2)	20	SF	TT	AG20.00		613	1345	616	4065	500	550	48	LS-2	T55098	6300	6335	5510	5150
T445541	710/45-26.5	168A8 (175A2)	20	SF	TT	AG24.00		711	1345	608	4077	500	550	48	LS-2	T55099	6900	6890	5990	5600
T445528	750/55-26.5	177A8 (184A2)	20	SF	TT	AG24.00		752	1480	672	4461	500	550	50	LS-2	T55102	9000	8980	7810	7300
T445475	600/65-34	163A8 (170A2)	20	SF	TT	DW20B		615	1644	755	4964	320	360	51	LS-2	T55394	6000	5995	5215	4875
T445476	700/55-34	166A8 (173A2)	20	SF	TT	DW24B	DW23B	708	1634	751	4938	320	360	51	LS-2	T55394	6500	6520	5670	5300
T445596	700/70-34	173A8 (180A2)	20	SF	TT	DW20B	DW23B, DW24B	723	1848	840	5542	320	360	53	LS-2	T55892	8000	7995	6955	6500

NOKIAN TYRES NORDMAN FOREST TRS L-2 600/50-22.5 - T445622

Product code	Size	LI/SS	Ply rating	Reinforced code	TL/TT	Rim	Width (mm)	Diameter (mm)	Loaded static radius (mm)	Rolling circumference (mm)	Pressure (kPa)	Max. inflation pressure (kPa)	Tread depth (mm)	Tread code	Tube product code
T445622	600/50-22.5	149A8 (156A2)	16	SF	TT	AG20.00	605	1168	545	3544	320	400	42	LS-2	T55089

LOAD CAPACITY FOR FORWARDER AND HARVESTER, KG

Pressure (kPa)	Forestry service (LT)	Road		
	10 km/h	20 km/h	30 km/h	40 km/h
160	2725	2755	2395	2240
200	3075	3075	2675	2500
240	3350	3350	2915	2725
280	3750	3780	3290	3075
320	4000	4000	3480	3250

WATER AND SALT BALLASTING

Tire volume 100%		Water filling 75%		Water/salt filling (75% / -30°C)				Total weight increase	
Litres	Gallons	Litres	Gallons	Water		Salt		kg	lbs
				Litres	Gallons	kg	lbs		
335	88	251	66	206	54	105	232	311	686

(CaCl₂, 75%, -30°C) Always use a tube when filled with water/salt.

TUBES AND VALVES

Tube product code	Tube valve
T55089	TR218A

NOKIAN TYRES NORDMAN FOREST TRS L-2 710/40-22.5 - T445624

Product code	Size	LI/SS	Ply rating	Reinforced code	TL/TT	Rim	Width (mm)	Diameter (mm)	Loaded static radius (mm)	Rolling circumference (mm)	Pressure (kPa)	Max. inflation pressure (kPa)	Tread depth (mm)	Tread code	Tube product code
T445624	710/40-22.5	151A8 (158A2)	16	SF	TT	AG24.00	706	1169	539	3537	320	400	42	LS-2	T55092

LOAD CAPACITY FOR FORWARDER AND HARVESTER, KG

Pressure (kPa)	Forestry service (LT)	Road		
	10 km/h	20 km/h	30 km/h	40 km/h
160	3000	2990	2600	2430
200	3250	3260	2835	2650
240	3550	3565	3105	2900
280	4000	4000	3480	3250
320	4250	4245	3690	3450

WATER AND SALT BALLASTING

Tire volume 100%		Water filling 75%		Water/salt filling (75% / -30°C)				Total weight increase	
Litres	Gallons	Litres	Gallons	Water		Salt		kg	lbs
				Litres	Gallons	kg	lbs		
400	106	300	79	246	65	125	277	371	818

(CaCl₂, 75%, -30°C) Always use a tube when filled with water/salt.

TUBES AND VALVES

Tube product code	Tube valve
T55092	TR218A

NOKIAN TYRES NORDMAN FOREST TRS L-2 600/55-26.5 - T445527

Product code	Size	LI/SS	Ply rating	Reinforced code	TL/ TT	Rim	Width (mm)	Diameter (mm)	Loaded static radius (mm)	Rolling circumference (mm)	Pressure (kPa)	Max. inflation pressure (kPa)	Tread depth (mm)	Tread code	Tube product code
T445527	600/55-26.5	165A8 (172A2)	20	SF	TT	AG20.00	613	1345	616	4065	500	550	48	LS-2	T55098

LOAD CAPACITY FOR FORWARDER AND HARVESTER, KG

Pressure (kPa)	Forestry service (LT)	Road		
	10 km/h	20 km/h	30 km/h	40 km/h
160	3250	3260	2835	2650
200	3550	3565	3105	2900
240	3875	3875	3370	3150
280	4375	4365	3800	3550
320	4625	4615	4015	3750
360	5000	5075	4415	4125
400	5600	5535	4815	4500
450	6000	5995	5215	4875
500	6300	6335	5510	5150

WATER AND SALT BALLASTING

Tire volume 100%		Water filling 75%		Water/salt filling (75% / -30°C)				Total weight increase	
Litres	Gallons	Litres	Gallons	Water		Salt		kg	lbs
				Litres	Gallons	kg	lbs		
386	102	290	76	238	63	121	267	359	791

(CaCl2, 75%, -30°C) Always use a tube when filled with water/salt.

TUBES AND VALVES

Tube product code	Tube valve
T55098	TR218A

NOKIAN TYRES NORDMAN FOREST TRS L-2 710/45-26.5 - T445541

Product code	Size	LI/SS	Ply rating	Reinforced code	TL/TT	Rim	Width (mm)	Diameter (mm)	Loaded static radius (mm)	Rolling circumference (mm)	Pressure (kPa)	Max. inflation pressure (kPa)	Tread depth (mm)	Tread code	Tube product code
T445541	710/45-26.5	168A8 (175A2)	20	SF	TT	AG24.00	711	1345	608	4077	500	550	48	LS-2	T55099

LOAD CAPACITY FOR FORWARDER AND HARVESTER, KG

Pressure (kPa)	Forestry service (LT)	Road		
	10 km/h	20 km/h	30 km/h	40 km/h
160	3550	3565	3105	2900
200	3875	3875	3370	3150
240	4250	4245	3690	3450
280	4750	4765	4145	3875
320	5000	5075	4415	4125
360	5600	5535	4815	4500
400	6000	5995	5215	4875
450	6500	6520	5670	5300
500	6900	6890	5990	5600

WATER AND SALT BALLASTING

Tire volume 100%		Water filling 75%		Water/salt filling (75% / -30°C)				Total weight increase	
Litres	Gallons	Litres	Gallons	Water		Salt		kg	lbs
				Litres	Gallons	kg	lbs		
490	129	368	97	302	80	154	339	456	1005

(CaCl₂, 75%, -30°C) Always use a tube when filled with water/salt.

TUBES AND VALVES

Tube product code	Tube valve
T55099	TR218A

NOKIAN TYRES NORDMAN FOREST TRS L-2 750/55-26.5 - T445528

Product code	Size	LI/SS	Ply rating	Reinforced code	TL/TT	Rim	Width (mm)	Diameter (mm)	Loaded static radius (mm)	Rolling circumference (mm)	Pressure (kPa)	Max. inflation pressure (kPa)	Tread depth (mm)	Tread code	Tube product code
T445528	750/55-26.5	177A8 (184A2)	20	SF	TT	AG24.00	752	1480	672	4461	500	550	50	LS-2	T55102

LOAD CAPACITY FOR FORWARDER AND HARVESTER, KG

Pressure (kPa)	Forestry service (LT)	Road		
	10 km/h	20 km/h	30 km/h	40 km/h
160	4625	4615	4015	3750
200	5000	5075	4415	4125
240	5600	5535	4815	4500
280	6300	6335	5510	5150
320	6500	6520	5670	5300
360	7100	7135	6205	5800
400	8000	7995	6955	6500
450	8500	8485	7385	6900
500	9000	8980	7810	7300

WATER AND SALT BALLASTING

Tire volume 100%		Water filling 75%		Water/salt filling (75% / -30°C)				Total weight increase	
Litres	Gallons	Litres	Gallons	Water		Salt		kg	lbs
				Litres	Gallons	kg	lbs		
620	164	465	123	382	101	195	429	577	1272

(CaCl2, 75%, -30°C) Always use a tube when filled with water/salt.

TUBES AND VALVES

Tube product code	Tube valve
T55102	TR218A

NOKIAN TYRES NORDMAN FOREST TRS L-2 600/65-34 - T445475

Product code	Size	LI/SS	Ply rating	Reinforced code	TL/TT	Rim	Width (mm)	Diameter (mm)	Loaded static radius (mm)	Rolling circumference (mm)	Pressure (kPa)	Max. inflation pressure (kPa)	Tread depth (mm)	Tread code	Tube product code
T445475	600/65-34	163A8 (170A2)	20	SF	TT	DW20B	615	1644	755	4964	320	360	51	LS-2	T55394

LOAD CAPACITY FOR FORWARDER AND HARVESTER, KG

Pressure (kPa)	Forestry service (LT)	Road		
	10 km/h	20 km/h	30 km/h	40 km/h
160	4375	4365	3800	3550
200	4750	4765	4145	3875
240	5000	5075	4415	4125
280	5600	5690	4950	4625
320	6000	5995	5215	4875

WATER AND SALT BALLASTING

Tire volume 100%		Water filling 75%		Water/salt filling (75% / -30°C)				Total weight increase	
Litres	Gallons	Litres	Gallons	Water		Salt		kg	lbs
				Litres	Gallons	kg	lbs		
595	157	446	118	366	97	187	412	553	1219

(CaCl₂, 75%, -30°C) Always use a tube when filled with water/salt.

TUBES AND VALVES

Tube product code	Tube valve
T55394	TR218A

NOKIAN TYRES NORDMAN FOREST TRS L-2 700/55-34 - T445476

Product code	Size	LI/SS	Ply rating	Reinforced code	TL/TT	Rim	Permitted rims	Width (mm)	Diameter (mm)	Loaded static radius (mm)	Rolling circumference (mm)	Pressure (kPa)	Max. inflation pressure (kPa)	Tread depth (mm)	Tread code	Tube product code
T445476	700/55-34	166A8 (173A2)	20	SF	TT	DW24B	DW23B	708	1634	751	4938	320	360	51	LS-2	T55394

LOAD CAPACITY FOR FORWARDER AND HARVESTER, KG

Pressure (kPa)	Forestry service (LT)				Road			
	10 km/h		20 km/h		30 km/h		40 km/h	
160	4625		4615		4015		3750	
200	5000		5075		4415		4125	
240	5600		5535		4815		4500	
280	6300		6335		5510		5150	
320	6500		6520		5670		5300	

WATER AND SALT BALLASTING

Tire volume 100%		Water filling 75%		Water/salt filling (75% / -30°C)				Total weight increase	
				Water		Salt			
Litres	Gallons	Litres	Gallons	Litres	Gallons	kg	lbs	kg	lbs
700	185	525	139	431	114	220	484	651	1435

(CaCl2, 75%, -30°C) Always use a tube when filled with water/salt.

TUBES AND VALVES

Tube product code	Tube valve
T55394	TR218A

NOKIAN TYRES NORDMAN FOREST TRS L-2 700/70-34 - T445596

Product code	Size	LI/SS	Ply rating	Reinforced code	TL/TT	Rim	Permitted rims	Width (mm)	Diameter (mm)	Loaded static radius (mm)	Rolling circumference (mm)	Pressure (kPa)	Max. inflation pressure (kPa)	Tread depth (mm)	Tread code	Tube product code
T445596	700/70-34	173A8 (180A2)	20	SF	TT	DW20B	DW23B, DW24B	723	1848	840	5542	320	360	53	LS-2	T55892

LOAD CAPACITY FOR FORWARDER AND HARVESTER, KG

Pressure (kPa)	Forestry service (LT)	Road		
	10 km/h	20 km/h	30 km/h	40 km/h
160	6150	6150	5350	5000
200	6700	6705	5830	5450
240	6900	6890	5990	5600
280	7750	7750	6740	6300
320	8000	7995	6955	6500

WATER AND SALT BALLASTING

Tire volume 100%		Water filling 75%		Water/salt filling (75% / -30°C)				Total weight increase	
Litres	Gallons	Litres	Gallons	Water		Salt		kg	lbs
				Litres	Gallons	kg	lbs		
950	251	713	188	585	154	298	657	883	1947

(CaCl₂, 75%, -30°C) Always use a tube when filled with water/salt.

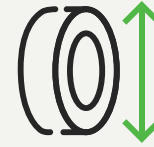
TUBES AND VALVES

Tube product code	Tube valve
T55892	TR218A

NOKIAN TYRES FOREST KING TRS LS-2

A FORESTRY AND EARTHMOVING MACHINE TRACTION TIRE WITH A STRONG TRACTION BAR AND EXCELLENT GRIP. WELLCLEANING, OPEN-CENTRE TREAD DESIGN. DURABLE SPECIAL RUBBER COMPOUND AND EFFICIENT STEEL FORTIFICATION

- Tires for log skidders, wide tread with high traction lugs
- Special cut and crack resistant compound
- Steel fortification against punctures



AVAILABLE SIZES

- 28L-26 - T445516



NOKIAN TYRES FOREST KING TRS LS-2

ALL SIZES

Product code	Size	LI/SS	Ply rating	Reinforced code	TL/TT	Rim	Width (mm)	Diameter (mm)	Loaded static radius (mm)	Rolling circumference (mm)	Pressure (kPa)	Max. inflation pressure (kPa)	Tread depth (mm)	Tread code	Tube product code	Load capacity for log skidder drive wheel for cable and grapple skidders forestry service, kg	Load capacity for log skidder drive wheel (other than on cable or grapple skidder) transport service, kg			
																Speed (km/h)	Speed (km/h)			
																10	15	25	30	40
T445516	28L-26	173A6 (185A2)	26	SF	TL	DW25B	741	1641	748	4945	340	400	53	LS-2	T55101	9200	7800	7150	6500	5850

NOKIAN TYRES FOREST KING TRS LS-2 28L-26 - T445516

Product code	Size	LI/SS	Ply rating	Reinforced code	TL/TT	Rim	Width (mm)	Diameter (mm)	Loaded static radius (mm)	Rolling circumference (mm)	Pressure (kPa)	Max. inflation pressure (kPa)	Tread depth (mm)	Tread code	Tube product code
T445516	28L-26	173A6 (185A2)	26	SF	TL	DW25B	741	1641	748	4945	340	400	53	LS-2	T55101

LOAD CAPACITY FOR SKIDDER AND FELLER BUNCHER, KG

Pressure (kPa)	Log Skidder Drive Wheel for Cable and Grapple Skidders Forestry Service		Log Skidder Drive wheel (other than on Cable or Grapple skidder) Transport Service			
	10 km/h		15 km/h	25 km/h	30 km/h	40 km/h
140			4500	4150	3750	3400
170	5300		5100	4700	4250	3850
210	6000		5700	5250	4750	4300
240	6700		6200	5650	5150	4650
280	7300					
340			7800	7150	6500	5850
380	9200					

WATER AND SALT BALLASTING

Tire volume 100%		Water filling 75%		Water/salt filling (75% / -30°C)				Total weight increase	
Litres	Gallons	Litres	Gallons	Water		Salt		kg	lbs
				Litres	Gallons	kg	lbs		
800	211	600	159	492	130	251	553	743	1638

(CaCl₂, 75%, -30°C) Always use a tube when filled with water/salt.

TUBES AND VALVES

Tube product code	Tube valve
T55101	TR218A
Tubeless valve	
TR618A	

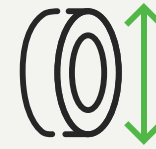
NOKIAN TYRES LOGGER KING LS-2

FORESTRY TIRE FOR FULL-TREE MACHINES, SUCH AS SKIDDERS AND WHEELED FELLER BUNCHERS

- Strong diagonal carcass with steel fortification layers covering the whole tread area and shoulders. Very thick layer of CCR rubber on top of steel fortification.
- More straight tread profile enables very wide contact to surface. Wide, open and aggressive tread design with “shovel” lug shape gives great traction and self-cleaning.
- In extreme versions there are added layers of carcass material and extra layers of steel in tread that give more load-bearing capacity and ultimate puncture resistance.



2026-07-07



AVAILABLE SIZES

- 23.1-26 - T445616
- 24.5-32 - T445614
- 28L-26 - T445615
- 30.5L-32 - T445621

NOKIAN TYRES LOGGER KING LS-2

ALL SIZES

Product code	Size	LI/SS	Ply rating	Reinforced code	TL/TT	Rim	Width (mm)	Diameter (mm)	Loaded static radius (mm)	Rolling circumference (mm)	Pressure (kPa)	Max. inflation pressure (kPa)	Tread depth (mm)	Tread code	Tube product code	Load capacity for log skidder drive wheel for cable and grapple skidders forestry service, kg	Load capacity for log skidder drive wheel (other than on cable or grapple skidder) transport service, kg			
																	Speed (km/h)			
																	10	15	25	30
T445616	23.1-26	160A6 (156A8)	16	SF	TL	DW20B	604	1623	749	4882	280	280	54	LS-2	T55102	6300	5400	4950	4500	4050
T445615	28L-26	165A6 (161A8)	20	SF	TL	DW25B	720	1647	754	4945	280	280	58	LS-2	T55101	7250	6200	5700	5150	4650
T445614	24.5-32	169A6 (167A8)	20	SF	TL	DH21	637	1829	846	5517	280	310	58	LS-2	T55393	8200	7000	6450	5850	5250
T445621	30.5L-32	170A6 (167A8)	20	SF	TL	DH27	773	1843	853	5542	240	240	67	LS-2	T55388	8400	7200	6600	6000	5400

NOKIAN TYRES LOGGER KING LS-2 23.1-26 - T445616

Product code	Size	LI/SS	Ply rating	Reinforced code	TL/TT	Rim	Width (mm)	Diameter (mm)	Loaded static radius (mm)	Rolling circumference (mm)	Pressure (kPa)	Max. inflation pressure (kPa)	Tread depth (mm)	Tread code	Tube product code
T445616	23.1-26	160A6 (156A8)	16	SF	TL	DW20B	604	1623	749	4882	280	280	54	LS-2	T55102

LOAD CAPACITY FOR SKIDDER AND FELLER BUNCHER, KG

Pressure (kPa)	Log Skidder Drive Wheel for Cable and Grapple Skidders Forestry Service	Log Skidder Drive wheel (other than on Cable or Grapple skidder) Transport Service			
	10 km/h	15 km/h	25 km/h	30 km/h	40 km/h
140		3900	3550	3250	2950
170	4550	4500	4100	3750	3400
210	5250	4950	4550	4150	3700
240	5750	5400	4950	4500	4050
280	6300				

WATER AND SALT BALLASTING

Tire volume 100%		Water filling 75%		Water/salt filling (75% / -30°C)				Total weight increase	
Litres	Gallons	Litres	Gallons	Water		Salt		kg	lbs
				Litres	Gallons	kg	lbs		
640	169	480	127	394	104	201	443	595	1312

(CaCl₂, 75%, -30°C) Always use a tube when filled with water/salt.

TUBES AND VALVES

Tube product code T55102	Tube valve TR218A
Tubeless valve TR618A	

NOKIAN TYRES LOGGER KING LS-2 28L-26 - T445615

Product code	Size	LI/SS	Ply rating	Reinforced code	TL/TT	Rim	Width (mm)	Diameter (mm)	Loaded static radius (mm)	Rolling circumference (mm)	Pressure (kPa)	Max. inflation pressure (kPa)	Tread depth (mm)	Tread code	Tube product code
T445615	28L-26	165A6 (161A8)	20	SF	TL	DW25B	720	1647	754	4945	280	280	58	LS-2	T55101

LOAD CAPACITY FOR SKIDDER AND FELLER BUNCHER, KG

Pressure (kPa)	Log Skidder Drive Wheel for Cable and Grapple Skidders Forestry Service	Log Skidder Drive wheel (other than on Cable or Grapple skidder) Transport Service			
	10 km/h	15 km/h	25 km/h	30 km/h	40 km/h
140		4500	4100	3750	3400
170	5250	5100	4650	4250	3800
210	5950	5700	5250	4750	4300
240	6650	6200	5700	5150	4650
280	7250				

WATER AND SALT BALLASTING

Tire volume 100%		Water filling 75%		Water/salt filling (75% / -30°C)				Total weight increase	
Litres	Gallons	Litres	Gallons	Water		Salt		kg	lbs
				Litres	Gallons	kg	lbs		
780	206	585	155	480	127	245	539	725	1598

(CaCl₂, 75%, -30°C) Always use a tube when filled with water/salt.

TUBES AND VALVES

Tube product code T55101	Tube valve TR218A
Tubeless valve TR618A	

NOKIAN TYRES LOGGER KING LS-2 24.5-32 - T445614

Product code	Size	LI/SS	Ply rating	Reinforced code	TL/TT	Rim	Width (mm)	Diameter (mm)	Loaded static radius (mm)	Rolling circumference (mm)	Pressure (kPa)	Max. inflation pressure (kPa)	Tread depth (mm)	Tread code	Tube product code
T445614	24.5-32	169A6 (167A8)	20	SF	TL	DH21	637	1829	846	5517	280	310	58	LS-2	T55393

LOAD CAPACITY FOR SKIDDER AND FELLER BUNCHER, KG

Pressure (kPa)	Log Skidder Drive Wheel for Cable and Grapple Skidders Forestry Service	Log Skidder Drive wheel (other than on Cable or Grapple skidder) Transport Service			
	10 km/h	15 km/h	25 km/h	30 km/h	40 km/h
140		4800	4400	4000	3600
170	5600	5400	4950	4500	4050
210	6300	6000	5500	5000	4500
240	7000	6550	6000	5450	4900
275		7000	6450	5850	5250
280	7600				
310	8200				

WATER AND SALT BALLASTING

Tire volume 100%		Water filling 75%		Water/salt filling (75% / -30°C)				Total weight increase	
Litres	Gallons	Litres	Gallons	Water		Salt		kg	lbs
				Litres	Gallons	kg	lbs		
820	217	615	162	505	133	257	567	762	1680

(CaCl₂, 75%, -30°C) Always use a tube when filled with water/salt.

TUBES AND VALVES

Tube product code	Tube valve
T55393	TR218A
Tubeless valve	
TR618A	

NOKIAN TYRES LOGGER KING LS-2 30.5L-32 - T445621

Product code	Size	LI/SS	Ply rating	Reinforced code	TL/TT	Rim	Width (mm)	Diameter (mm)	Loaded static radius (mm)	Rolling circumference (mm)	Pressure (kPa)	Max. inflation pressure (kPa)	Tread depth (mm)	Tread code	Tube product code
T445621	30.5L-32	170A6 (167A8)	20	SF	TL	DH27	773	1843	853	5542	240	240	67	LS-2	T55388

LOAD CAPACITY FOR SKIDDER AND FELLER BUNCHER, KG

Pressure (kPa)	Log Skidder Drive Wheel for Cable and Grapple Skidders Forestry Service	Log Skidder Drive wheel (other than on Cable or Grapple skidder) Transport Service			
	10 km/h	15 km/h	25 km/h	30 km/h	40 km/h
140		5700	5250	4750	4300
170	6650	6350	5850	5300	4800
210	7450	7200	6600	6000	5400
240	8400				

WATER AND SALT BALLASTING

Tire volume 100%		Water filling 75%		Water/salt filling (75% / -30°C)				Total weight increase	
Litres	Gallons	Litres	Gallons	Water		Salt		kg	lbs
				Litres	Gallons	kg	lbs		
1040	275	780	206	640	169	326	719	966	2130

(CaCl₂, 75%, -30°C) Always use a tube when filled with water/salt.

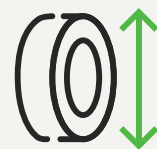
TUBES AND VALVES

Tube product code T55388	Tube valve TR218A
Tubeless valve TR618A	

NOKIAN TYRES LOGGER KING LS-2 EXTREME

TIRE FOR FULL-TREE MACHINES, I. A. SKIDDERS AND WHEELED FELLER BUNCHERS

- Strong diagonal carcass with steel fortification layers covering the whole tread area and shoulders. Very thick layer of CCR rubber on top of steel fortification.
- More straight tread profile enables very wide contact to surface. Wide, open and aggressive tread design with “shovel” lug shape gives great traction and self-cleaning.
- In extreme versions there are added layers of carcass material and extra layers of steel in tread that give more load-bearing capacity and ultimate puncture resistance.



AVAILABLE SIZES

- 30.5L-32 - T445613
- 35.5L-32 - T445620

NOKIAN TYRES LOGGER KING LS-2 EXTREME

ALL SIZES

Product code	Size	LI/SS	Ply rating	Reinforced code	TL/TT	Rim	Width (mm)	Diameter (mm)	Loaded static radius (mm)	Rolling circumference (mm)	Pressure (kPa)	Max. inflation pressure (kPa)	Tread depth (mm)	Tread code	Tube product code	Load capacity for log skidder drive wheel for cable and grapple skidders forestry service, kg	Load capacity for log skidder drive wheel (other than on cable or grapple skidder) transport service, kg				
																Speed (km/h)	Speed (km/h)				
																10	10	15	25	30	40
T445613	30.5L-32	176A6 (172A8)	26	SF	TL	DH27	778	1842	849	5548	310	310	67	LS-2	T55388	10000	8550		7850	7100	6400
T445620	35.5L-32	183A6 (180A8)	26	SF	TL	DH31	915	2009	920	6063	280	280	67	LS-2	T55879	12250	10500	9650	8750	7850	

NOKIAN TYRES LOGGER KING LS-2 EXTREME 30.5L-32 - T445613

Product code	Size	LI/SS	Ply rating	Reinforced code	TL/ TT	Rim	Width (mm)	Diameter (mm)	Loaded static radius (mm)	Rolling circumference (mm)	Pressure (kPa)	Max. inflation pressure (kPa)	Tread depth (mm)	Tread code	Tube product code
T445613	30.5L-32	176A6 (172A8)	26	SF	TL	DH27	778	1842	849	5548	310	310	67	LS-2	T55388

LOAD CAPACITY FOR SKIDDER AND FELLER BUNCHER, KG

Pressure (kPa)	Log Skidder Drive Wheel for Cable and Grapple Skidders Forestry Service	Log Skidder Drive wheel (other than on Cable or Grapple skidder) Transport Service				
	10 km/h	10 km/h	15 km/h	25 km/h	30 km/h	40 km/h
140			5700	5250	4750	4300
170	6650		6350	5850	5300	4800
210	7450		7200	6600	6000	5400
240	8400		7800	7150	6500	5850
275		8550		7850	7100	6400
280	9050					
310	10000					

WATER AND SALT BALLASTING

Tire volume 100%		Water filling 75%		Water/salt filling (75% / -30°C)				Total weight increase	
Litres	Gallons	Litres	Gallons	Water		Salt		kg	lbs
				Litres	Gallons	kg	lbs		
1040	275	780	206	640	169	326	719	966	2130

(CaCl2, 75%, -30°C) Always use a tube when filled with water/salt.

TUBES AND VALVES

Tube product code	Tube valve
T55388	TR218A
Tubeless valve	
TR618A	

NOKIAN TYRES LOGGER KING LS-2 EXTREME 35.5L-32 - T445620

Product code	Size	LI/SS	Ply rating	Reinforced code	TL/TT	Rim	Width (mm)	Diameter (mm)	Loaded static radius (mm)	Rolling circumference (mm)	Pressure (kPa)	Max. inflation pressure (kPa)	Tread depth (mm)	Tread code	Tube product code
T445620	35.5L-32	183A6 (180A8)	26	SF	TL	DH31	915	2009	920	6063	280	280	67	LS-2	T55879

LOAD CAPACITY FOR SKIDDER AND FELLER BUNCHER, KG

Pressure (kPa)	Log Skidder Drive Wheel for Cable and Grapple Skidders Forestry Service	Log Skidder Drive wheel (other than on Cable or Grapple skidder) Transport Service			
	10 km/h	15 km/h	25 km/h	30 km/h	40 km/h
140		7550	6950	6300	5650
170	8850	8750	8050	7300	6600
210	10200	9600	8800	8000	7200
240	11150	10500	9650	8750	7850
280	12250				

WATER AND SALT BALLASTING

Tire volume 100%		Water filling 75%		Water/salt filling (75% / -30°C)				Total weight increase	
Litres	Gallons	Litres	Gallons	Water		Salt		kg	lbs
				Litres	Gallons	kg	lbs		
1490	394	1118	295	917	242	467	1031	1384	3051

(CaCl₂, 75%, -30°C) Always use a tube when filled with water/salt.

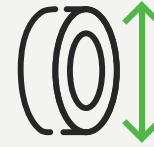
TUBES AND VALVES

Tube product code T55879	Tube valve TR218A
Tubeless valve TR618A	

NOKIAN TYRES FOREST KING T

FOR TRACTORS AND SKIDDERS USED IN FORESTRY, FOREST CLEARANCE OR ROAD CONSTRUCTION

- Strong and wide lugs enable good traction and tolerate high tractive forces.
- Steel fortifications together with strong diagonal construction give excellent puncture resistance.
- Stiff diagonal construction enables better stability.



AVAILABLE SIZES

- 500/70-28 - T445335
- 540/70-30 - T445314
- 650/75-38 - T445313



NOKIAN TYRES FOREST KING T

ALL SIZES

Product code	Size	LI/SS	Reinforced code	TL/TT	Rim	Permitted rims	Width (mm)	Diameter (mm)	Loaded static radius (mm)	Rolling circumference (mm)	SRI	Pressure (kPa)	Max. inflation pressure (kPa)	Tread depth (mm)	Tread code	Tube product code	Load capacity for forestry service (lt), kg	Load capacity for road, kg				
																		Speed (km/h)				
																		10	20	30	40	50
T445335	500/70-28	146A8	SF	TT	DW16L		510	1401	650	4241	675	240	280	49	LS-2	T545229	3650	4500	3690	3210	3000	2730
T445314	540/70-30	152A8 (149B)	SF	TT	DW16L	DW18B	534	1518	705	4505	725	240	280	50	LS-2	T55371	4375	5325	4365	3800	3550	3230
T445313	650/75-38	168A8 (165B)	SF	TT	DW20B	DW23B	647	1956	900	5890	925	240	280	53	LS-2	T55893	6900	8400	6890	5990	5600	5095

NOKIAN TYRES FOREST KING T 500/70-28 - T445335

Product code	Size	LI/SS	Reinforced code	TL/TT	Rim	Width (mm)	Diameter (mm)	Loaded static radius (mm)	Rolling circumference (mm)	SRI	Pressure (kPa)	Max. inflation pressure (kPa)	Tread depth (mm)	Tread code	Tube product code
T445335	500/70-28	146A8	SF	TT	DW16L	510	1401	650	4241	675	240	280	49	LS-2	T545229

LOAD CAPACITY FOR TRACTOR, KG

Pressure (kPa)	Forestry service (LT)	Road				
	10 km/h LT	10 km/h LT	20 km/h	30 km/h 10 HT	40 km/h	50 km/h
160	3350	4090	3350	2915	2725	2480
200	3550	4350	3565	3105	2900	2640
240-280	3650	4500	3690	3210	3000	2730

WATER AND SALT BALLASTING

Tire volume 100%		Water filling 75%		Water/salt filling (75% / -30°C)				Total weight increase	
Litres	Gallons	Litres	Gallons	Water		Salt		kg	lbs
				Litres	Gallons	kg	lbs		
340	90	255	67	209	55	107	235	316	697

(CaCl2, 75%, -30°C) Always use a tube when filled with water/salt.

TUBES AND VALVES

Tube product code	Tube valve
T545229	TR218A

STUDDABLE

Studdable	Number of studs
Yes	108 pcs

NOKIAN TYRES FOREST KING T 540/70-30 - T445314

Product code	Size	LI/SS	Reinforced code	TL/TT	Rim	Permitted rims	Width (mm)	Diameter (mm)	Loaded static radius (mm)	Rolling circumference (mm)	SRI	Pressure (kPa)	Max. inflation pressure (kPa)	Tread depth (mm)	Tread code	Tube product code
T445314	540/70-30	152A8 (149B)	SF	TT	DW16L	DW18B	534	1518	705	4505	725	240	280	50	LS-2	T55371

LOAD CAPACITY FOR TRACTOR, KG

Pressure (kPa)	Forestry service (LT)	Road				
	10 km/h LT	10 km/h LT	20 km/h	30 km/h 10 HT	40 km/h	50 km/h
160	3875	4725	3875	3370	3150	2865
200	4250	5175	4245	3690	3450	3140
240-280	4375	5325	4365	3800	3550	3230

WATER AND SALT BALLASTING

Tire volume 100%		Water filling 75%		Water/salt filling (75% / -30°C)				Total weight increase	
Litres	Gallons	Litres	Gallons	Water		Salt		kg	lbs
				Litres	Gallons	kg	lbs		
435	115	326	86	268	71	136	301	404	891

(CaCl2, 75%, -30°C) Always use a tube when filled with water/salt.

TUBES AND VALVES

Tube product code	Tube valve
T55371	TR218A

STUDDABLE

Studdable	Number of studs
Yes	114 pcs

NOKIAN TYRES FOREST KING T 650/75-38 - T445313

Product code	Size	LI/SS	Reinforced code	TL/TT	Rim	Permitted rims	Width (mm)	Diameter (mm)	Loaded static radius (mm)	Rolling circumference (mm)	SRI	Pressure (kPa)	Max. inflation pressure (kPa)	Tread depth (mm)	Tread code	Tube product code
T445313	650/75-38	168A8 (165B)	SF	TT	DW20B	DW23B	647	1956	900	5890	925	240	280	53	LS-2	T55893

LOAD CAPACITY FOR TRACTOR, KG

Pressure (kPa)	Forestry service (LT)	Road				
	10 km/h LT	10 km/h LT	20 km/h	30 km/h 10 HT	40 km/h	50 km/h
160	6000	7315	5995	5215	4875	4435
200	6700	8175	6705	5830	5450	4960
240-280	6900	8400	6890	5990	5600	5095

WATER AND SALT BALLASTING

Tire volume 100%		Water filling 75%		Water/salt filling (75% / -30°C)				Total weight increase	
Litres	Gallons	Litres	Gallons	Water		Salt		kg	lbs
				Litres	Gallons	kg	lbs		
905	239	679	179	557	147	284	626	841	1854

(CaCl2, 75%, -30°C) Always use a tube when filled with water/salt.

TUBES AND VALVES

Tube product code	Tube valve
T55893	TR218A

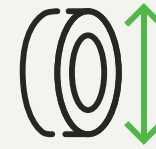
STUDDABLE

Studdable	Number of studs
Yes	120 pcs

NOKIAN TYRES TR FOREST 2

**FOR SMALL AND MEDIUM SIZE
TRACTORS USED IN VERSATILE TASKS
F.EX IN FORESTRY**

- Cut and crack resistant compound together with strong cross-ply construction to tolerate rough conditions.
- Stiff diagonal construction enables great stability.
- Tractive tread design with good self-cleaning properties.



AVAILABLE SIZES

- 320/85-24 - T445784
- 340/85-24 - T445780
- 380/85-24 - T445778
- 340/85-28 - T445785
- 380/85-28 - T445790
- 420/85-28 - T445789
- 420/85-30 - T445786
- 420/85-34 - T445779
- 460/85-34 - T445777
- 420/85-38 - T445793
- 460/85-38 - T445788
- 520/85-38 - T445787

NOKIAN TYRES TR FOREST 2

ALL SIZES

Product code	Size	Equivalent size	LI/SS	Ply rating	TL/TT	Rim	Permitted rims	Width (mm)	Diameter (mm)	Loaded static radius (mm)	Rolling circumference (mm)	SRI	Pressure (kPa)	Max. inflation pressure (kPa)	Tread depth (mm)	Tread code	Load capacity for tractor, kg					
																	Speed (km/h)					
																	25	30	35	40	45	50
T445784	320/85-24	12.4-24	130A8 (127B)	16	TL	DW11	DW10	326	1174	529	3534	550	280	280	36	R-1	2110	2035	1955	1900	1825	1730
T445780	340/85-24	13.6-24	134A8 (131B)	16	TL	DW12	DW11	348	1223	552	3682	575	280	280	38	R-1	2355	2270	2185	2120	2035	1930
T445778	380/85-24	14.9-24	140A8 (137B)	16	TL	DW13	DW13L, DW11, DW12	390	1266	566	3813	600	280	280	42	R-1	2775	2675	2575	2500	2400	2275
T445785	340/85-28	13.6-28	136A8 (133B)	16	TL	DW12	DW11	352	1308	591	3947	625	280	280	42	R-1	2485	2395	2305	2240	2150	2040
T445790	380/85-28	14.9-28	142A8 (139B)	16	TL	DW13	DW13L, DW11, DW12	392	1359	613	4107	650	280	280	42	R-1	2940	2835	2730	2650	2545	2410
T445789	420/85-28	16.9-28	148A8 (145B)	16	TL	DW15L	DW14L, DW13L, DW13	435	1423	639	4310	675	280	280	46	R-1	3495	3370	3245	3150	3025	2865
T445786	420/85-30	16.9-30	149A8 (146B)	16	TL	DW15L	DW14L, DW13L, DW13	430	1490	668	4482	700	280	280	47	R-1	3610	3480	3350	3250	3120	2960
T445779	420/85-34	16.9-34	151A8 (148B)	16	TL	DW15L	DW14L, DW13L, DW13	429	1577	707	4744	750	280	280	47	R-1	3830	3690	3555	3450	3310	3140
T445777	460/85-34	18.4-34	155A8 (152B)	16	TL	DW16L	DW15L	465	1638	756	4951	775	280	280	50	R-1	4300	4145	3990	3875	3720	3525
T445793	420/85-38	16.9-38	152A8 (149B)	16	TL	DW15L	DW14L, DW13L, DW13	431	1673	759	5081	800	280	280	50	R-1	3940	3800	3655	3550	3410	3230
T445788	460/85-38	18.4-38	157A8 (154B)	16	TL	DW16L	DW15L	471	1740	785	5267	825	280	280	53	R-1	4580	4415	4250	4125	3960	3755
T445787	520/85-38	20.8-38	164A8 (160B)	16	TL	DW18L	DW16L	536	1832	817	5524	875	280	280	54	R-1	5550	5350	5150	5000	4800	4550

NOKIAN TYRES TR FOREST 2 320/85-24 - T445784

Product code	Size	Equivalent size	LI/SS	Ply rating	TL/TT	Rim	Permitted rims	Width (mm)	Diameter (mm)	Loaded static radius (mm)	Rolling circumference (mm)	SRI	Pressure (kPa)	Max. inflation pressure (kPa)	Tread depth (mm)	Tread code
T445784	320/85-24	12.4-24	130A8 (127B)	16	TL	DW11	DW10	326	1174	529	3534	550	280	280	36	R-1

LOAD CAPACITY FOR TRACTOR, KG

Pressure (kPa)	Tractor										
	0 km/h	5 km/h	10 km/h LT	15 km/h	20 km/h	25 km/h	30 km/h 10 HT	35 km/h	40 km/h	45 km/h	50 km/h
120	2795	2065	1825	1630	1495	1350	1300	1250	1215	1165	1105
160	3450	2550	2250	2010	1845	1665	1605	1545	1500	1440	1365
200	3795	2805	2475	2210	2030	1830	1765	1700	1650	1585	1500
240	4025	2975	2625	2345	2155	1945	1875	1805	1750	1680	1595
280	4370	3230	2850	2545	2335	2110	2035	1955	1900	1825	1730

WATER AND SALT BALLASTING

Tire volume 100%		Water filling 75%		Water/salt filling (75% / -30°C)				Total weight increase	
Litres	Gallons	Litres	Gallons	Water		Salt		kg	lbs
				Litres	Gallons	kg	lbs		
153	41	115	30	94	25	48	106	142	313

(CaCl2, 75%, -30°C) Always use a tube when filled with water/salt.

TUBES AND VALVES

Tubeless valve TR618A

STUDDABLE

Studdable Yes	Number of studs 120 pcs
-------------------------	-----------------------------------

NOKIAN TYRES TR FOREST 2 340/85-24 - T445780

Product code	Size	Equivalent size	LI/SS	Ply rating	TL/TT	Rim	Permitted rims	Width (mm)	Diameter (mm)	Loaded static radius (mm)	Rolling circumference (mm)	SRI	Pressure (kPa)	Max. inflation pressure (kPa)	Tread depth (mm)	Tread code
T445780	340/85-24	13.6-24	134A8 (131B)	16	TL	DW12	DW11	348	1223	552	3682	575	280	280	38	R-1

LOAD CAPACITY FOR TRACTOR, KG

Pressure (kPa)	Tractor										
	0 km/h	5 km/h	10 km/h LT	15 km/h	20 km/h	25 km/h	30 km/h 10 HT	35 km/h	40 km/h	45 km/h	50 km/h
120	3130	2310	2040	1820	1675	1510	1455	1400	1360	1305	1240
160	3795	2805	2475	2210	2030	1830	1765	1700	1650	1585	1500
200	4140	3060	2700	2410	2215	2000	1925	1855	1800	1730	1640
240	4370	3230	2850	2545	2335	2110	2035	1955	1900	1825	1730
280	4875	3605	3180	2840	2610	2355	2270	2185	2120	2035	1930

WATER AND SALT BALLASTING

Tire volume 100%		Water filling 75%		Water/salt filling (75% / -30°C)				Total weight increase	
Litres	Gallons	Litres	Gallons	Water		Salt		kg	lbs
				Litres	Gallons	kg	lbs		
183	48	137	36	113	30	57	127	170	375

(CaCl2, 75%, -30°C) Always use a tube when filled with water/salt.

TUBES AND VALVES

Tubeless valve TR618A

STUDDABLE

Studdable Yes	Number of studs 120 pcs
-------------------------	-----------------------------------

NOKIAN TYRES TR FOREST 2 380/85-24 - T445778

Product code	Size	Equivalent size	LI/SS	Ply rating	TL/TT	Rim	Permitted rims	Width (mm)	Diameter (mm)	Loaded static radius (mm)	Rolling circumference (mm)	SRI	Pressure (kPa)	Max. inflation pressure (kPa)	Tread depth (mm)	Tread code
T445778	380/85-24	14.9-24	140A8 (137B)	16	TL	DW13	DW13L, DW11, DW12	390	1266	566	3813	600	280	280	42	R-1

LOAD CAPACITY FOR TRACTOR, KG

Pressure (kPa)	Tractor										
	0 km/h	5 km/h	10 km/h LT	15 km/h	20 km/h	25 km/h	30 km/h 10 HT	35 km/h	40 km/h	45 km/h	50 km/h
120	3680	2720	2400	2145	1970	1775	1710	1650	1600	1535	1455
160	4485	3315	2925	2615	2400	2165	2085	2010	1950	1870	1775
200	4875	3605	3180	2840	2610	2355	2270	2185	2120	2035	1930
240	5290	3910	3450	3080	2830	2555	2460	2370	2300	2210	2095
280	5750	4250	3750	3350	3075	2775	2675	2575	2500	2400	2275

WATER AND SALT BALLASTING

Tire volume 100%		Water filling 75%		Water/salt filling (75% / -30°C)				Total weight increase	
Litres	Gallons	Litres	Gallons	Water		Salt		kg	lbs
				Litres	Gallons	kg	lbs		
223	59	168	44	138	36	70	155	208	459

(CaCl2, 75%, -30°C) Always use a tube when filled with water/salt.

TUBES AND VALVES

Tubeless valve TR618A

STUDDABLE

Studdable Yes	Number of studs 114 pcs
-------------------------	-----------------------------------

NOKIAN TYRES TR FOREST 2 340/85-28 - T445785

Product code	Size	Equivalent size	LI/SS	Ply rating	TL/ TT	Rim	Permitted rims	Width (mm)	Diameter (mm)	Loaded static radius (mm)	Rolling circumference (mm)	SRI	Pressure (kPa)	Max. inflation pressure (kPa)	Tread depth (mm)	Tread code
T445785	340/85-28	13.6-28	136A8 (133B)	16	TL	DW12	DW11	352	1308	591	3947	625	280	280	42	R-1

LOAD CAPACITY FOR TRACTOR, KG

Pressure (kPa)	Tractor										
	0 km/h	5 km/h	10 km/h LT	15 km/h	20 km/h	25 km/h	30 km/h 10 HT	35 km/h	40 km/h	45 km/h	50 km/h
120	3335	2465	2175	1945	1785	1610	1550	1495	1450	1390	1320
160	4025	2975	2625	2345	2155	1945	1875	1805	1750	1680	1595
200	4485	3315	2925	2615	2400	2165	2085	2010	1950	1870	1775
240	4740	3500	3090	2760	2535	2285	2205	2120	2060	1980	1875
280	5150	3810	3360	3000	2755	2485	2395	2305	2240	2150	2040

WATER AND SALT BALLASTING

Tire volume 100%		Water filling 75%		Water/salt filling (75% / -30°C)				Total weight increase	
Litres	Gallons	Litres	Gallons	Water		Salt		kg	lbs
				Litres	Gallons	kg	lbs		
196	52	148	39	121	32	62	136	183	403

(CaCl₂, 75%, -30°C) Always use a tube when filled with water/salt.

TUBES AND VALVES

Tubeless valve TR618A

STUDDABLE

Studdable Yes	Number of studs 114 pcs
-------------------------	-----------------------------------

NOKIAN TYRES TR FOREST 2 380/85-28 - T445790

Product code	Size	Equivalent size	LI/SS	Ply rating	TL/TT	Rim	Permitted rims	Width (mm)	Diameter (mm)	Loaded static radius (mm)	Rolling circumference (mm)	SRI	Pressure (kPa)	Max. inflation pressure (kPa)	Tread depth (mm)	Tread code
T445790	380/85-28	14.9-28	142A8 (139B)	16	TL	DW13	DW13L, DW11, DW12	392	1359	613	4107	650	280	280	42	R-1

LOAD CAPACITY FOR TRACTOR, KG

Pressure (kPa)	Tractor										
	0 km/h	5 km/h	10 km/h LT	15 km/h	20 km/h	25 km/h	30 km/h 10 HT	35 km/h	40 km/h	45 km/h	50 km/h
120	3910	2890	2550	2280	2090	1885	1820	1750	1700	1630	1545
160	4740	3500	3090	2760	2535	2285	2205	2120	2060	1980	1875
200	5290	3910	3450	3080	2830	2555	2460	2370	2300	2210	2095
240	5590	4130	3645	3255	2990	2695	2600	2505	2430	2335	2210
280	6095	4505	3975	3550	3260	2940	2835	2730	2650	2545	2410

WATER AND SALT BALLASTING

Tire volume 100%		Water filling 75%		Water/salt filling (75% / -30°C)				Total weight increase	
Litres	Gallons	Litres	Gallons	Water		Salt		kg	lbs
				Litres	Gallons	kg	lbs		
248	66	187	49	153	40	78	172	231	509

(CaCl2, 75%, -30°C) Always use a tube when filled with water/salt.

TUBES AND VALVES

Tubeless valve TR618A

STUDDABLE

Studdable Yes	Number of studs 114 pcs
-------------------------	-----------------------------------

NOKIAN TYRES TR FOREST 2 420/85-28 - T445789

Product code	Size	Equivalent size	LI/SS	Ply rating	TL/TT	Rim	Permitted rims	Width (mm)	Diameter (mm)	Loaded static radius (mm)	Rolling circumference (mm)	SRI	Pressure (kPa)	Max. inflation pressure (kPa)	Tread depth (mm)	Tread code
T445789	420/85-28	16.9-28	148A8 (145B)	16	TL	DW15L	DW14L, DW13L, DW13	435	1423	639	4310	675	280	280	46	R-1

LOAD CAPACITY FOR TRACTOR, KG

Pressure (kPa)	Tractor										
	0 km/h	5 km/h	10 km/h LT	15 km/h	20 km/h	25 km/h	30 km/h 10 HT	35 km/h	40 km/h	45 km/h	50 km/h
120	4600	3400	3000	2680	2460	2220	2140	2060	2000	1920	1820
160	5590	4130	3645	3255	2990	2695	2600	2505	2430	2335	2210
200	6095	4505	3975	3550	3260	2940	2835	2730	2650	2545	2410
240	6440	4760	4200	3750	3445	3110	2995	2885	2800	2690	2550
280	7245	5355	4725	4220	3875	3495	3370	3245	3150	3025	2865

WATER AND SALT BALLASTING

Tire volume 100%		Water filling 75%		Water/salt filling (75% / -30°C)				Total weight increase	
Litres	Gallons	Litres	Gallons	Water		Salt		kg	lbs
				Litres	Gallons	kg	lbs		
320	85	240	63	197	52	100	221	297	655

(CaCl2, 75%, -30°C) Always use a tube when filled with water/salt.

TUBES AND VALVES

Tubeless valve TR618A

STUDDABLE

Studdable Yes	Number of studs 120 pcs
-------------------------	-----------------------------------

NOKIAN TYRES TR FOREST 2 420/85-30 - T445786

Product code	Size	Equivalent size	LI/SS	Ply rating	TL/TT	Rim	Permitted rims	Width (mm)	Diameter (mm)	Loaded static radius (mm)	Rolling circumference (mm)	SRI	Pressure (kPa)	Max. inflation pressure (kPa)	Tread depth (mm)	Tread code
T445786	420/85-30	16.9-30	149A8 (146B)	16	TL	DW15L	DW14L, DW13L, DW13	430	1490	668	4482	700	280	280	47	R-1

LOAD CAPACITY FOR TRACTOR, KG

Pressure (kPa)	Tractor										
	0 km/h	5 km/h	10 km/h LT	15 km/h	20 km/h	25 km/h	30 km/h 10 HT	35 km/h	40 km/h	45 km/h	50 km/h
120	4740	3500	3090	2760	2535	2285	2205	2120	2060	1980	1875
160	5750	4250	3750	3350	3075	2775	2675	2575	2500	2400	2275
200	6270	4635	4090	3650	3350	3025	2915	2805	2725	2615	2480
240	6670	4930	4350	3885	3565	3220	3105	2985	2900	2785	2640
280	7475	5525	4875	4355	4000	3610	3480	3350	3250	3120	2960

WATER AND SALT BALLASTING

Tire volume 100%		Water filling 75%		Water/salt filling (75% / -30°C)				Total weight increase	
Litres	Gallons	Litres	Gallons	Water		Salt		kg	lbs
				Litres	Gallons	kg	lbs		
338	89	254	67	208	55	106	234	314	692

(CaCl2, 75%, -30°C) Always use a tube when filled with water/salt.

TUBES AND VALVES

Tubeless valve TR618A

STUDDABLE

Studdable Yes	Number of studs 120 pcs
-------------------------	-----------------------------------

NOKIAN TYRES TR FOREST 2 420/85-34 - T445779

Product code	Size	Equivalent size	LI/SS	Ply rating	TL/TT	Rim	Permitted rims	Width (mm)	Diameter (mm)	Loaded static radius (mm)	Rolling circumference (mm)	SRI	Pressure (kPa)	Max. inflation pressure (kPa)	Tread depth (mm)	Tread code
T445779	420/85-34	16.9-34	151A8 (148B)	16	TL	DW15L	DW14L, DW13L, DW13	429	1577	707	4744	750	280	280	47	R-1

LOAD CAPACITY FOR TRACTOR, KG

Pressure (kPa)	Tractor										
	0 km/h	5 km/h	10 km/h LT	15 km/h	20 km/h	25 km/h	30 km/h 10 HT	35 km/h	40 km/h	45 km/h	50 km/h
120	5015	3705	3270	2920	2680	2420	2335	2245	2180	2095	1985
160	6095	4505	3975	3550	3260	2940	2835	2730	2650	2545	2410
200	6670	4930	4350	3885	3565	3220	3105	2985	2900	2785	2640
240	7075	5230	4615	4120	3780	3415	3290	3165	3075	2950	2800
280	7935	5865	5175	4625	4245	3830	3690	3555	3450	3310	3140

WATER AND SALT BALLASTING

Tire volume 100%		Water filling 75%		Water/salt filling (75% / -30°C)				Total weight increase	
Litres	Gallons	Litres	Gallons	Water		Salt		kg	lbs
				Litres	Gallons	kg	lbs		
351	93	264	70	216	57	110	243	326	719

(CaCl2, 75%, -30°C) Always use a tube when filled with water/salt.

TUBES AND VALVES

Tubeless valve TR618A

STUDDABLE

Studdable Yes	Number of studs 126 pcs
-------------------------	-----------------------------------

NOKIAN TYRES TR FOREST 2 460/85-34 - T445777

Product code	Size	Equivalent size	LI/SS	Ply rating	TL/ TT	Rim	Permitted rims	Width (mm)	Diameter (mm)	Loaded static radius (mm)	Rolling circumference (mm)	SRI	Pressure (kPa)	Max. inflation pressure (kPa)	Tread depth (mm)	Tread code
T445777	460/85-34	18.4-34	155A8 (152B)	16	TL	DW16L	DW15L	465	1638	756	4951	775	280	280	50	R-1

LOAD CAPACITY FOR TRACTOR, KG

Pressure (kPa)	Tractor										
	0 km/h	5 km/h	10 km/h LT	15 km/h	20 km/h	25 km/h	30 km/h 10 HT	35 km/h	40 km/h	45 km/h	50 km/h
120	5750	4250	3750	3350	3075	2775	2675	2575	2500	2400	2275
160	7075	5230	4615	4120	3780	3415	3290	3165	3075	2950	2800
200	7705	5695	5025	4490	4120	3720	3585	3450	3350	3215	3050
240	8165	6035	5325	4755	4365	3940	3800	3655	3550	3410	3230
280	8915	6590	5815	5195	4765	4300	4145	3990	3875	3720	3525

WATER AND SALT BALLASTING

Tire volume 100%		Water filling 75%		Water/salt filling (75% / -30°C)				Total weight increase	
				Water		Salt			
Litres	Gallons	Litres	Gallons	Litres	Gallons	kg	lbs	kg	lbs
429	114	322	85	264	70	135	297	399	880

(CaCl2, 75%, -30°C) Always use a tube when filled with water/salt.

TUBES AND VALVES

Tubeless valve TR618A

STUDDABLE

Studdable Yes	Number of studs 126 pcs
-------------------------	-----------------------------------

NOKIAN TYRES TR FOREST 2 420/85-38 - T445793

Product code	Size	Equivalent size	LI/SS	Ply rating	TL/TT	Rim	Permitted rims	Width (mm)	Diameter (mm)	Loaded static radius (mm)	Rolling circumference (mm)	SRI	Pressure (kPa)	Max. inflation pressure (kPa)	Tread depth (mm)	Tread code
T445793	420/85-38	16.9-38	152A8 (149B)	16	TL	DW15L	DW14L, DW13L, DW13	431	1673	759	5081	800	280	280	50	R-1

LOAD CAPACITY FOR TRACTOR, KG

Pressure (kPa)	Tractor										
	0 km/h	5 km/h	10 km/h LT	15 km/h	20 km/h	25 km/h	30 km/h 10 HT	35 km/h	40 km/h	45 km/h	50 km/h
120	5290	3910	3450	3080	2830	2555	2460	2370	2300	2210	2095
160	6440	4760	4200	3750	3445	3110	2995	2885	2800	2690	2550
200	7075	5230	4615	4120	3780	3415	3290	3165	3075	2950	2800
240	7475	5525	4875	4355	4000	3610	3480	3350	3250	3120	2960
280	8165	6035	5325	4755	4365	3940	3800	3655	3550	3410	3230

WATER AND SALT BALLASTING

Tire volume 100%		Water filling 75%		Water/salt filling (75% / -30°C)				Total weight increase	
Litres	Gallons	Litres	Gallons	Water		Salt		kg	lbs
				Litres	Gallons	kg	lbs		
384	101	288	76	236	62	121	266	357	787

(CaCl2, 75%, -30°C) Always use a tube when filled with water/salt.

TUBES AND VALVES

Tubeless valve TR618A

STUDDABLE

Studdable Yes	Number of studs 126 pcs
-------------------------	-----------------------------------

NOKIAN TYRES TR FOREST 2 460/85-38 - T445788

Product code	Size	Equivalent size	LI/SS	Ply rating	TL/TT	Rim	Permitted rims	Width (mm)	Diameter (mm)	Loaded static radius (mm)	Rolling circumference (mm)	SRI	Pressure (kPa)	Max. inflation pressure (kPa)	Tread depth (mm)	Tread code
T445788	460/85-38	18.4-38	157A8 (154B)	16	TL	DW16L	DW15L	471	1740	785	5267	825	280	280	53	R-1

LOAD CAPACITY FOR TRACTOR, KG

Pressure (kPa)	Tractor										
	0 km/h	5 km/h	10 km/h LT	15 km/h	20 km/h	25 km/h	30 km/h 10 HT	35 km/h	40 km/h	45 km/h	50 km/h
120	6095	4505	3975	3550	3260	2940	2835	2730	2650	2545	2410
160	7475	5525	4875	4355	4000	3610	3480	3350	3250	3120	2960
200	8165	6035	5325	4755	4365	3940	3800	3655	3550	3410	3230
240	8625	6375	5625	5025	4615	4165	4015	3865	3750	3600	3415
280	9490	7015	6190	5530	5075	4580	4415	4250	4125	3960	3755

WATER AND SALT BALLASTING

Tire volume 100%		Water filling 75%		Water/salt filling (75% / -30°C)				Total weight increase	
				Water		Salt			
Litres	Gallons	Litres	Gallons	Litres	Gallons	kg	lbs	kg	lbs
478	126	359	95	294	78	150	331	444	979

(CaCl2, 75%, -30°C) Always use a tube when filled with water/salt.

TUBES AND VALVES

Tubeless valve TR618A

STUDDABLE

Studdable Yes	Number of studs 126 pcs
------------------	----------------------------

NOKIAN TYRES TR FOREST 2 520/85-38 - T445787

Product code	Size	Equivalent size	LI/SS	Ply rating	TL/ TT	Rim	Permitted rims	Width (mm)	Diameter (mm)	Loaded static radius (mm)	Rolling circumference (mm)	SRI	Pressure (kPa)	Max. inflation pressure (kPa)	Tread depth (mm)	Tread code
T445787	520/85-38	20.8-38	164A8 (160B)	16	TL	DW18L	DW16L	536	1832	817	5524	875	280	280	54	R-1

LOAD CAPACITY FOR TRACTOR, KG

Pressure (kPa)	Tractor										
	0 km/h	5 km/h	10 km/h LT	15 km/h	20 km/h	25 km/h	30 km/h 10 HT	35 km/h	40 km/h	45 km/h	50 km/h
120	7245	5355	4725	4220	3875	3495	3370	3245	3150	3025	2865
160	8915	6590	5815	5195	4765	4300	4145	3990	3875	3720	3525
200	9775	7225	6375	5695	5230	4720	4550	4380	4250	4080	3870
240	10350	7650	6750	6030	5535	4995	4815	4635	4500	4320	4095
280	11500	8500	7500	6700	6150	5550	5350	5150	5000	4800	4550

WATER AND SALT BALLASTING

Tire volume 100%		Water filling 75%		Water/salt filling (75% / -30°C)				Total weight increase	
Litres	Gallons	Litres	Gallons	Water		Salt		kg	lbs
				Litres	Gallons	kg	lbs		
635	168	477	126	391	103	199	440	590	1301

(CaCl2, 75%, -30°C) Always use a tube when filled with water/salt.

TUBES AND VALVES

Tubeless valve TR618A

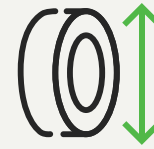
STUDDABLE

Studdable Yes	Number of studs 126 pcs
-------------------------	-----------------------------------

NOKIAN TYRES TR MULTIPLUS

FOR TRACTORS USED IN VERSATILE CONDITIONS LIKE FORESTRY, AGRICULTURAL WORK AND ROAD TRANSPORTS

- Radial construction forms wide footprint together with deep and open tread design, enabling excellent traction properties.
- Radial construction enables durability and good driving properties in road transports.
- Strengthened sidewalls enable use in conditions where punctures and cuts are possible, such as stony fields or forests.



AVAILABLE SIZES

- 500/65R24 - T445410
- 500/65R28 - T445411
- 540/65R28 - T445412
- 600/65R34 - T445413
- 600/65R38 - T445414
- 650/65R38 - T445415



NOKIAN TYRES TR MULTIPLUS

ALL SIZES

Product code	Size	LI/SS	Reinforced code	TL/TT	Rim	Permitted rims	Width (mm)	Diameter (mm)	Loaded static radius (mm)	Rolling circumference (mm)	SRI	Pressure (kPa)	Max. inflation pressure (kPa)	Tread depth (mm)	Tread code	Tube product code	Load capacity for tractor, kg					
																	Speed (km/h)					
																	25	30	35	40	45	50
T445410	500/65R24	142A8 (139B)	SB	TL	DW15L	DW16L, W16L, W15L, W14L, DW13L, W13	489	1242	575	3735	600	240	320	48	R-1		2940	2835	2730	2650	2545	2410
T445411	500/65R28	144A8 (141B)	SB	TL	DW15L	DW16L, W16L, W15L, W14L, W13	491	1341	622	4055	650	240	320	48	R-1	T55097	3110	2995	2885	2800	2690	2550
T445412	540/65R28	149A8 (146B)	SB	TL	DW16	W15L, W16L, DW18L, W18L, DW16L	522	1409	653	4254	675	240	320	51	R-1	T545229	3610	3480	3350	3250	3120	2960
T445413	600/65R34	157A8 (154B)	SB	TL	DW18L	W16L, W18L, DW20B, DW16L	585	1640	750	4930	775	240	320	52	R-1	T55395	4580	4415	4250	4125	3960	3755
T445414	600/65R38	159A8 (156B)	SB	TL	DW18L	W16L, W18L, DW20B, DW16L	584	1743	809	5290	825	240	320	52	R-1		4855	4680	4505	4375	4200	3980
T445415	650/65R38	164A8 (160B)	SB	TL	DW20B	DW18	641	1808	838	5485	875	240	320	53	R-1	T545322	5410	5215	5020	4875	4680	4435

NOKIAN TYRES TR MULTIPLUS 500/65R24 - T445410

Product code	Size	LI/SS	Reinforced code	TL/TT	Rim	Permitted rims	Width (mm)	Diameter (mm)	Loaded static radius (mm)	Rolling circumference (mm)	SRI	Pressure (kPa)	Max. inflation pressure (kPa)	Tread depth (mm)	Tread code
T445410	500/65R24	142A8 (139B)	SB	TL	DW15L	DW16L, W16L, W15L, W14L, DW13L, W13	489	1242	575	3735	600	240	320	48	R-1

LOAD CAPACITY FOR TRACTOR, KG

Pressure (kPa)	Tractor										
	0 km/h	5 km/h	10 km/h LT	15 km/h	20 km/h	25 km/h	30 km/h 10 HT	35 km/h	40 km/h	45 km/h	50 km/h
120	4255	3145	2775	2480	2275	2055	1980	1905	1850	1775	1685
160	5150	3810	3360	3000	2755	2485	2395	2305	2240	2150	2040
200	5590	4130	3645	3255	2990	2695	2600	2505	2430	2335	2210
240-320	6095	4505	3975	3550	3260	2940	2835	2730	2650	2545	2410

WATER AND SALT BALLASTING

Tire volume 100%		Water filling 75%		Water/salt filling (75% / -30°C)				Total weight increase	
Litres	Gallons	Litres	Gallons	Water		Salt		kg	lbs
				Litres	Gallons	kg	lbs		
270	71	203	53	166	44	85	187	251	553

(CaCl2, 75%, -30°C) Always use a tube when filled with water/salt.

TUBES AND VALVES

Tube valve	Tubeless valve
TR218A	TR618A

STUDDABLE

Studdable	Number of studs
Yes	102 pcs

NOKIAN TYRES TR MULTIPLUS 500/65R28 - T445411

Product code	Size	LI/SS	Reinforced code	TL/TT	Rim	Permitted rims	Width (mm)	Diameter (mm)	Loaded static radius (mm)	Rolling circumference (mm)	SRI	Pressure (kPa)	Max. inflation pressure (kPa)	Tread depth (mm)	Tread code	Tube product code
T445411	500/65R28	144A8 (141B)	SB	TL	DW15L	DW16L, W16L, W15L, W14L, W13	491	1341	622	4055	650	240	320	48	R-1	T55097

LOAD CAPACITY FOR TRACTOR, KG

Pressure (kPa)	Tractor										
	0 km/h	5 km/h	10 km/h LT	15 km/h	20 km/h	25 km/h	30 km/h 10 HT	35 km/h	40 km/h	45 km/h	50 km/h
120	4600	3400	3000	2680	2460	2220	2140	2060	2000	1920	1820
160	5430	4010	3540	3160	2905	2620	2525	2430	2360	2265	2150
200	6095	4505	3975	3550	3260	2940	2835	2730	2650	2545	2410
240-320	6440	4760	4200	3750	3445	3110	2995	2885	2800	2690	2550

WATER AND SALT BALLASTING

Tire volume 100%		Water filling 75%		Water/salt filling (75% / -30°C)				Total weight increase	
Litres	Gallons	Litres	Gallons	Water		Salt		kg	lbs
				Litres	Gallons	kg	lbs		
315	83	236	62	194	51	99	218	293	646

(CaCl2, 75%, -30°C) Always use a tube when filled with water/salt.

TUBES AND VALVES

Tube product code T55097	Tube valve TR218A
Tubeless valve TR618A	

STUDDABLE

Studdable Yes	Number of studs 108 pcs
-------------------------	-----------------------------------

NOKIAN TYRES TR MULTIPLUS 540/65R28 - T445412

Product code	Size	LI/SS	Reinforced code	TL/TT	Rim	Permitted rims	Width (mm)	Diameter (mm)	Loaded static radius (mm)	Rolling circumference (mm)	SRI	Pressure (kPa)	Max. inflation pressure (kPa)	Tread depth (mm)	Tread code	Tube product code
T445412	540/65R28	149A8 (146B)	SB	TL	DW16	W15L, W16L, DW18L, W18L, DW16L	522	1409	653	4254	675	240	320	51	R-1	T545229

LOAD CAPACITY FOR TRACTOR, KG

Pressure (kPa)	Tractor										
	0 km/h	5 km/h	10 km/h LT	15 km/h	20 km/h	25 km/h	30 km/h 10 HT	35 km/h	40 km/h	45 km/h	50 km/h
120	5150	3810	3360	3000	2755	2485	2395	2305	2240	2150	2040
160	6095	4505	3975	3550	3260	2940	2835	2730	2650	2545	2410
200	6900	5100	4500	4020	3690	3330	3210	3090	3000	2880	2730
240-320	7475	5525	4875	4355	4000	3610	3480	3350	3250	3120	2960

WATER AND SALT BALLASTING

Tire volume 100%		Water filling 75%		Water/salt filling (75% / -30°C)				Total weight increase	
Litres	Gallons	Litres	Gallons	Water		Salt		kg	lbs
				Litres	Gallons	kg	lbs		
390	103	293	77	240	63	122	270	362	798

(CaCl2, 75%, -30°C) Always use a tube when filled with water/salt.

TUBES AND VALVES

Tube product code T545229	Tube valve TR218A
Tubeless valve TR618A	

STUDDABLE

Studdable Yes	Number of studs 108 pcs
-------------------------	-----------------------------------

NOKIAN TYRES TR MULTIPLUS 600/65R34 - T445413

Product code	Size	LI/SS	Reinforced code	TL/TT	Rim	Permitted rims	Width (mm)	Diameter (mm)	Loaded static radius (mm)	Rolling circumference (mm)	SRI	Pressure (kPa)	Max. inflation pressure (kPa)	Tread depth (mm)	Tread code	Tube product code
T445413	600/65R34	157A8 (154B)	SB	TL	DW18L	W16L, W18L, DW20B, DW16L	585	1640	750	4930	775	240	320	52	R-1	T55395

LOAD CAPACITY FOR TRACTOR, KG

Pressure (kPa)	Tractor										
	0 km/h	5 km/h	10 km/h LT	15 km/h	20 km/h	25 km/h	30 km/h 10 HT	35 km/h	40 km/h	45 km/h	50 km/h
120	6670	4930	4350	3885	3565	3220	3105	2985	2900	2785	2640
160	7935	5865	5175	4625	4245	3830	3690	3555	3450	3310	3140
200	8915	6590	5815	5195	4765	4300	4145	3990	3875	3720	3525
240-320	9490	7015	6190	5530	5075	4580	4415	4250	4125	3960	3755

WATER AND SALT BALLASTING

Tire volume 100%		Water filling 75%		Water/salt filling (75% / -30°C)				Total weight increase	
Litres	Gallons	Litres	Gallons	Water		Salt		kg	lbs
				Litres	Gallons	kg	lbs		
575	152	431	114	354	93	180	398	534	1177

(CaCl2, 75%, -30°C) Always use a tube when filled with water/salt.

TUBES AND VALVES

Tube product code T55395	Tube valve TR218A
Tubeless valve TR618A	

STUDDABLE

Studdable Yes	Number of studs 108 pcs
-------------------------	-----------------------------------

NOKIAN TYRES TR MULTIPLUS 600/65R38 - T445414

Product code	Size	LI/SS	Reinforced code	TL/TT	Rim	Permitted rims	Width (mm)	Diameter (mm)	Loaded static radius (mm)	Rolling circumference (mm)	SRI	Pressure (kPa)	Max. inflation pressure (kPa)	Tread depth (mm)	Tread code
T445414	600/65R38	159A8 (156B)	SB	TL	DW18L	W16L, W18L, DW20B, DW16L	584	1743	809	5290	825	240	320	52	R-1

LOAD CAPACITY FOR TRACTOR, KG

Pressure (kPa)	Tractor										
	0 km/h	5 km/h	10 km/h LT	15 km/h	20 km/h	25 km/h	30 km/h 10 HT	35 km/h	40 km/h	45 km/h	50 km/h
120	7075	5230	4615	4120	3780	3415	3290	3165	3075	2950	2800
160	8395	6205	5475	4890	4490	4050	3905	3760	3650	3505	3320
200	9200	6800	6000	5360	4920	4440	4280	4120	4000	3840	3640
240-320	10065	7440	6565	5865	5380	4855	4680	4505	4375	4200	3980

WATER AND SALT BALLASTING

Tire volume 100%		Water filling 75%		Water/salt filling (75% / -30°C)				Total weight increase	
Litres	Gallons	Litres	Gallons	Water		Salt		kg	lbs
				Litres	Gallons	kg	lbs		
640	169	480	127	394	104	201	443	595	1312

(CaCl2, 75%, -30°C) Always use a tube when filled with water/salt.

TUBES AND VALVES

Tube valve	Tubeless valve
TR218A	TR618A

STUDDABLE

Studdable	Number of studs
Yes	114 pcs

NOKIAN TYRES TR MULTIPLUS 650/65R38 - T445415

Product code	Size	LI/SS	Reinforced code	TL/TT	Rim	Permitted rims	Width (mm)	Diameter (mm)	Loaded static radius (mm)	Rolling circumference (mm)	SRI	Pressure (kPa)	Max. inflation pressure (kPa)	Tread depth (mm)	Tread code	Tube product code
T445415	650/65R38	164A8 (160B)	SB	TL	DW20B	DW18	641	1808	838	5485	875	240	320	53	R-1	T545322

LOAD CAPACITY FOR TRACTOR, KG

Pressure (kPa)	Tractor										
	0 km/h	5 km/h	10 km/h LT	15 km/h	20 km/h	25 km/h	30 km/h 10 HT	35 km/h	40 km/h	45 km/h	50 km/h
120	7935	5865	5175	4625	4245	3830	3690	3555	3450	3310	3140
160	9490	7015	6190	5530	5075	4580	4415	4250	4125	3960	3755
200	10350	7650	6750	6030	5535	4995	4815	4635	4500	4320	4095
240-320	11215	8290	7315	6535	5995	5410	5215	5020	4875	4680	4435

WATER AND SALT BALLASTING

Tire volume 100%		Water filling 75%		Water/salt filling (75% / -30°C)				Total weight increase	
Litres	Gallons	Litres	Gallons	Water		Salt		kg	lbs
				Litres	Gallons	kg	lbs		
775	205	581	154	477	126	243	536	720	1587

(CaCl2, 75%, -30°C) Always use a tube when filled with water/salt.

TUBES AND VALVES

Tube product code T545322	Tube valve TR218A
Tubeless valve TR618A	

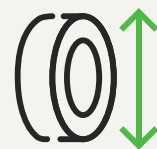
STUDDABLE

Studdable Yes	Number of studs 114 pcs
-------------------------	-----------------------------------

NOKIAN TYRES TRACTOR KING

VERSATILE HEAVY-DUTY RADIAL TRACTION TIRE FOR DEMANDING OFF-ROAD APPLICATIONS AND HIGH-SPEED ROAD TRANSITS

- Strong steel belted radial carcass strengthened with forest tread compound. 400 kPa max pressure enabling high load carrying capacity and stability.
- Wide tread and radically increased amount of tractive edges for supreme traction.
- Innovative tread design with even ground contact resulting in comfortable drive. Durability up to 65 km/h speeds.



AVAILABLE SIZES

- 480/65R28 - T445806
- 500/65R28 - T445673
- 540/65R28 - T445674
- 600/60R28 - T445675
- 600/65R28 - T445851
- 540/65R30 - T445676
- 540/70R30 - T445677
- 600/70R30 - T445678
- 620/75R30 - T445679
- 600/65R34 - T445680
- 600/70R34 - T445681
- 600/65R38 - T445682
- 650/65R38 - T445683
- 650/75R38 - T445684
- 650/85R38 - T445685
- 710/70R38 - T445741
- 800/70R38 - T445852
- 650/65R42 - T445740
- 710/70R42 - T445686
- 710/75R42 - T445687

NOKIAN TYRES TRACTOR KING

ALL SIZES

Product code	Size	LI/SS	Reinforced code	TL/TT	Rim	Permitted rims	Width (mm)	Diameter (mm)	Loaded static radius (mm)	Rolling circumference (mm)	SRI	Pressure (kPa)	Max. inflation pressure (kPa)	Tread depth (mm)	Tread code	Load capacity for tractor, kg					
																Speed (km/h)					
																40	45	50	55	60	65
T445806	480/65R28	148D	SB	TL	DW15L	DW16L, DW14L, DW18L	487	1359	629	4103	650	320	400	48	R-1W	3450	3370	3310	3245	3195	3150
T445673	500/65R28	150D	SB	TL	DW16L	DW15L, DW18L	494	1358	629	4103	650	320	400	48	R-1W	3670	3585	3520	3450	3400	3350
T445674	540/65R28	154D	SB	TL	DW18L	DW16L	542	1409	650	4248	675	320	400	48	R-1W	4105	4015	3940	3865	3805	3750
T445675	600/60R28	157D	SB	TL	DW18L	DW20B	584	1423	617	4255	675	320	400	49	R-1W	4515	4415	4330	4250	4185	4125
T445851	600/65R28	160D	SB	TL	DW20B	DW18L	606	1502	692	4530	700	320	400	50	R-1W	4930	4815	4725	4635	4570	4500
T445676	540/65R30	155D	SB	TL	DW18L	DW16L	537	1463	677	4427	700	320	400	49	R-1W	4245	4145	4070	3990	3935	3875
T445677	540/70R30	159D	SB	TL	DW18L	DW16L	543	1506	693	4539	725	320	400	50	R-1W	4790	4680	4595	4505	4440	4375
T445678	600/70R30	165D	SB	TL	DW18L	DW20B	579	1602	730	4826	750	320	400	51	R-1W	5640	5510	5410	5305	5225	5150
T445679	620/75R30	169D	SB	TL	DW20B		624	1688	770	5097	800	320	400	52	R-1	6350	6205	6090	5975	5885	5800
T445680	600/65R34	163D	SB	TL	DW18L	DW20B	581	1641	754	4960	775	320	400	52	R-1W	5340	5215	5120	5020	4950	4875
T445681	600/70R34	167D	SB	TL	DW18L	DW20B	585	1703	775	5138	800	320	400	52	R-1W	5970	5830	5725	5615	5530	5450
T445682	600/65R38	165D	SB	TL	DW18L	DW20B	579	1744	805	5282	825	320	400	53	R-1W	5640	5510	5410	5305	5225	5150
T445683	650/65R38	169D	SB	TL	DW20B		632	1811	830	5479	875	320	400	53	R-1W	6350	6205	6090	5975	5885	5800
T445684	650/75R38	175D	SB	TL	DW20B	DW23B, DW21B	644	1943	880	5894	925	320	400	55	R-1W	7555	7385	7245	7105	7005	6900
T445685	650/85R38	178D	SB	TL	DW20B	DW23B, DW21B	642	2066	941	6272	975	320	400	55	R-1	8215	8025	7875	7725	7615	7500
T445741	710/70R38	177D	SB	TL	DW23B	DW25B	716	1955	890	5921	925	320	400	55	R-1W	7995	7810	7665	7520	7410	7300
T445852	800/70R38	183D	SB	TL	DW27B	DW25B	825	2083	951	6300	975	320	400	56	R-1	9580	9365	9190	9015	8880	8750
T445740	650/65R42	170D	SB	TL	DW20B	DW21B, DW23B	633	1913	881	5799	925	320	400	55	R-1W	6570	6420	6300	6180	6090	6000
T445686	710/70R42	179D	SB	TL	DW23B	DW25B	716	2061	943	6235	975	320	400	56	R-1W	8485	8295	8140	7985	7865	7750
T445687	710/75R42	181D	SB	TL	DW23B	DW25B	716	2131	972	6458	1000	320	400	57	R-1W	9035	8830	8665	8500	8375	8250

NOKIAN TYRES TRACTOR KING 480/65R28 - T445806

Product code	Size	LI/SS	Reinforced code	TL/TT	Rim	Permitted rims	Width (mm)	Diameter (mm)	Loaded static radius (mm)	Rolling circumference (mm)	SRI	Pressure (kPa)	Max. inflation pressure (kPa)	Tread depth (mm)	Tread code
T445806	480/65R28	148D	SB	TL	DW15L	DW16L, DW14L, DW18L	487	1359	629	4103	650	320	400	48	R-1W

LOAD CAPACITY FOR TRACTOR, KG

Pressure (kPa)	Tractor												
	5 km/h	10 km/h LT	15 km/h	20 km/h	25 km/h	30 km/h 10 HT	35 km/h	40 km/h	45 km/h	50 km/h	55 km/h	60 km/h	65 km/h
80	2465	2175	1945	1785	1720	1670	1625	1590	1550	1525	1495	1470	1450
120	3230	2850	2545	2335	2250	2185	2130	2080	2035	1995	1955	1930	1900
160	3810	3360	3000	2755	2655	2575	2510	2455	2395	2350	2305	2275	2240
200	4250	3750	3350	3075	2965	2875	2800	2740	2675	2625	2575	2540	2500
240	4505	3975	3550	3260	3140	3050	2970	2900	2835	2785	2730	2690	2650
280	4930	4350	3885	3565	3435	3335	3250	3175	3105	3045	2985	2945	2900
320-400	5355	4725	4220	3875	3735	3625	3530	3450	3370	3310	3245	3195	3150

WATER AND SALT BALLASTING

Tire volume 100%		Water filling 75%		Water/salt filling (75% / -30°C)				Total weight increase	
Litres	Gallons	Litres	Gallons	Water		Salt		kg	lbs
				Litres	Gallons	kg	lbs		
334	88	251	66	206	54	105	231	311	686

(CaCl2, 75%, -30°C) Always use a tube when filled with water/salt.

TUBES AND VALVES

Tubeless valve TR618A

STUDDABLE

Studdable Yes	Number of studs 144 pcs
Marked stud positions on tread	

NOKIAN TYRES TRACTOR KING 500/65R28 - T445673

Product code	Size	LI/SS	Reinforced code	TL/TT	Rim	Permitted rims	Width (mm)	Diameter (mm)	Loaded static radius (mm)	Rolling circumference (mm)	SRI	Pressure (kPa)	Max. inflation pressure (kPa)	Tread depth (mm)	Tread code
T445673	500/65R28	150D	SB	TL	DW16L	DW15L, DW18L	494	1358	629	4103	650	320	400	48	R-1W

LOAD CAPACITY FOR TRACTOR, KG

Pressure (kPa)	Tractor												
	5 km/h	10 km/h LT	15 km/h	20 km/h	25 km/h	30 km/h 10 HT	35 km/h	40 km/h	45 km/h	50 km/h	55 km/h	60 km/h	65 km/h
80	2635	2325	2075	1905	1835	1785	1735	1695	1660	1630	1595	1575	1550
120	3400	3000	2680	2460	2370	2300	2240	2190	2140	2100	2060	2030	2000
160	4010	3540	3160	2905	2795	2715	2645	2585	2525	2480	2430	2395	2360
200	4505	3975	3550	3260	3140	3050	2970	2900	2835	2785	2730	2690	2650
240	4760	4200	3750	3445	3320	3220	3135	3065	2995	2940	2885	2840	2800
280	5355	4725	4220	3875	3735	3625	3530	3450	3370	3310	3245	3195	3150
320-400	5695	5025	4490	4120	3970	3855	3750	3670	3585	3520	3450	3400	3350

WATER AND SALT BALLASTING

Tire volume 100%		Water filling 75%		Water/salt filling (75% / -30°C)				Total weight increase	
Litres	Gallons	Litres	Gallons	Water		Salt		kg	lbs
				Litres	Gallons	kg	lbs		
334	88	251	66	206	54	105	231	311	686

(CaCl2, 75%, -30°C) Always use a tube when filled with water/salt.

TUBES AND VALVES

Tubeless valve TR618A

STUDDABLE

Studdable Yes	Number of studs 144 pcs
Marked stud positions on tread	

NOKIAN TYRES TRACTOR KING 540/65R28 - T445674

Product code	Size	LI/SS	Reinforced code	TL/TT	Rim	Permitted rims	Width (mm)	Diameter (mm)	Loaded static radius (mm)	Rolling circumference (mm)	SRI	Pressure (kPa)	Max. inflation pressure (kPa)	Tread depth (mm)	Tread code
T445674	540/65R28	154D	SB	TL	DW18L	DW16L	542	1409	650	4248	675	320	400	48	R-1W

LOAD CAPACITY FOR TRACTOR, KG

Pressure (kPa)	Tractor												
	5 km/h	10 km/h LT	15 km/h	20 km/h	25 km/h	30 km/h 10 HT	35 km/h	40 km/h	45 km/h	50 km/h	55 km/h	60 km/h	65 km/h
80	2975	2625	2345	2155	2075	2015	1960	1915	1875	1840	1805	1775	1750
120	3810	3360	3000	2755	2655	2575	2510	2455	2395	2350	2305	2275	2240
160	4505	3975	3550	3260	3140	3050	2970	2900	2835	2785	2730	2690	2650
200	5100	4500	4020	3690	3555	3450	3360	3285	3210	3150	3090	3045	3000
240	5525	4875	4355	4000	3850	3740	3640	3560	3480	3415	3350	3300	3250
280	6035	5325	4755	4365	4205	4085	3975	3885	3800	3730	3655	3605	3550
320-400	6375	5625	5025	4615	4445	4315	4200	4105	4015	3940	3865	3805	3750

WATER AND SALT BALLASTING

Tire volume 100%		Water filling 75%		Water/salt filling (75% / -30°C)				Total weight increase	
				Water		Salt			
Litres	Gallons	Litres	Gallons	Litres	Gallons	kg	lbs	kg	lbs
417	110	313	83	257	68	131	288	388	855

(CaCl2, 75%, -30°C) Always use a tube when filled with water/salt.

TUBES AND VALVES

Tubeless valve TR618A

STUDDABLE

Studdable Yes	Number of studs 144 pcs
Marked stud positions on tread	

NOKIAN TYRES TRACTOR KING 600/60R28 - T445675

Product code	Size	LI/SS	Reinforced code	TL/TT	Rim	Permitted rims	Width (mm)	Diameter (mm)	Loaded static radius (mm)	Rolling circumference (mm)	SRI	Pressure (kPa)	Max. inflation pressure (kPa)	Tread depth (mm)	Tread code
T445675	600/60R28	157D	SB	TL	DW18L	DW20B	584	1423	617	4255	675	320	400	49	R-1W

LOAD CAPACITY FOR TRACTOR, KG

Pressure (kPa)	Tractor												
	5 km/h	10 km/h LT	15 km/h	20 km/h	25 km/h	30 km/h 10 HT	35 km/h	40 km/h	45 km/h	50 km/h	55 km/h	60 km/h	65 km/h
80	3145	2775	2480	2275	2190	2130	2070	2025	1980	1945	1905	1880	1850
120	4130	3645	3255	2990	2880	2795	2720	2660	2600	2550	2505	2465	2430
160	4930	4350	3885	3565	3435	3335	3250	3175	3105	3045	2985	2945	2900
200	5525	4875	4355	4000	3850	3740	3640	3560	3480	3415	3350	3300	3250
240	6035	5325	4755	4365	4205	4085	3975	3885	3800	3730	3655	3605	3550
280	6590	5815	5195	4765	4590	4455	4340	4245	4145	4070	3990	3935	3875
320-400	7015	6190	5530	5075	4890	4745	4620	4515	4415	4330	4250	4185	4125

WATER AND SALT BALLASTING

Tire volume 100%		Water filling 75%		Water/salt filling (75% / -30°C)				Total weight increase	
				Water		Salt			
Litres	Gallons	Litres	Gallons	Litres	Gallons	kg	lbs	kg	lbs
450	119	338	89	277	73	141	311	418	922

(CaCl2, 75%, -30°C) Always use a tube when filled with water/salt.

TUBES AND VALVES

Tubeless valve TR618A

STUDDABLE

Studdable Yes	Number of studs 136 pcs
Marked stud positions on tread	

NOKIAN TYRES TRACTOR KING 600/65R28 - T445851

Product code	Size	LI/SS	Reinforced code	TL/TT	Rim	Permitted rims	Width (mm)	Diameter (mm)	Loaded static radius (mm)	Rolling circumference (mm)	SRI	Pressure (kPa)	Max. inflation pressure (kPa)	Tread depth (mm)	Tread code
T445851	600/65R28	160D	SB	TL	DW20B	DW18L	606	1502	692	4530	700	320	400	50	R-1W

LOAD CAPACITY FOR TRACTOR, KG

Pressure (kPa)	Tractor												
	5 km/h	10 km/h LT	15 km/h	20 km/h	25 km/h	30 km/h 10 HT	35 km/h	40 km/h	45 km/h	50 km/h	55 km/h	60 km/h	65 km/h
80	3500	3090	2760	2535	2440	2370	2305	2255	2205	2165	2120	2090	2060
120	4505	3975	3550	3260	3140	3050	2970	2900	2835	2785	2730	2690	2650
160	5355	4725	4220	3875	3735	3625	3530	3450	3370	3310	3245	3195	3150
200	6035	5325	4755	4365	4205	4085	3975	3885	3800	3730	3655	3605	3550
240	6375	5625	5025	4615	4445	4315	4200	4105	4015	3940	3865	3805	3750
280	7015	6190	5530	5075	4890	4745	4620	4515	4415	4330	4250	4185	4125
320-400	7650	6750	6030	5535	5335	5175	5040	4930	4815	4725	4635	4570	4500

WATER AND SALT BALLASTING

Tire volume 100%		Water filling 75%		Water/salt filling (75% / -30°C)				Total weight increase	
Litres	Gallons	Litres	Gallons	Water		Salt		kg	lbs
				Litres	Gallons	kg	lbs		
518	137	389	103	319	84	163	358	482	1063

(CaCl2, 75%, -30°C) Always use a tube when filled with water/salt.

TUBES AND VALVES

Tubeless valve TR618A

STUDDABLE

Studdable Yes	Number of studs 144 pcs
Marked stud positions on tread	

NOKIAN TYRES TRACTOR KING 540/65R30 - T445676

Product code	Size	LI/SS	Reinforced code	TL/TT	Rim	Permitted rims	Width (mm)	Diameter (mm)	Loaded static radius (mm)	Rolling circumference (mm)	SRI	Pressure (kPa)	Max. inflation pressure (kPa)	Tread depth (mm)	Tread code
T445676	540/65R30	155D	SB	TL	DW18L	DW16L	537	1463	677	4427	700	320	400	49	R-1W

LOAD CAPACITY FOR TRACTOR, KG

Pressure (kPa)	Tractor												
	5 km/h	10 km/h LT	15 km/h	20 km/h	25 km/h	30 km/h 10 HT	35 km/h	40 km/h	45 km/h	50 km/h	55 km/h	60 km/h	65 km/h
80	3060	2700	2410	2215	2135	2070	2015	1970	1925	1890	1855	1825	1800
120	3910	3450	3080	2830	2725	2645	2575	2520	2460	2415	2370	2335	2300
160	4635	4090	3650	3350	3230	3135	3050	2985	2915	2860	2805	2765	2725
200	5230	4615	4120	3780	3645	3535	3445	3365	3290	3230	3165	3120	3075
240	5695	5025	4490	4120	3970	3855	3750	3670	3585	3520	3450	3400	3350
280	6205	5475	4890	4490	4325	4200	4090	3995	3905	3835	3760	3705	3650
320-400	6590	5815	5195	4765	4590	4455	4340	4245	4145	4070	3990	3935	3875

WATER AND SALT BALLASTING

Tire volume 100%		Water filling 75%		Water/salt filling (75% / -30°C)				Total weight increase	
				Water		Salt			
Litres	Gallons	Litres	Gallons	Litres	Gallons	kg	lbs	kg	lbs
437	115	328	87	269	71	137	302	406	895

(CaCl2, 75%, -30°C) Always use a tube when filled with water/salt.

TUBES AND VALVES

Tubeless valve TR618A

STUDDABLE

Studdable Yes	Number of studs 144 pcs
Marked stud positions on tread	

NOKIAN TYRES TRACTOR KING 540/70R30 - T445677

Product code	Size	LI/SS	Reinforced code	TL/TT	Rim	Permitted rims	Width (mm)	Diameter (mm)	Loaded static radius (mm)	Rolling circumference (mm)	SRI	Pressure (kPa)	Max. inflation pressure (kPa)	Tread depth (mm)	Tread code
T445677	540/70R30	159D	SB	TL	DW18L	DW16L	543	1506	693	4539	725	320	400	50	R-1W

LOAD CAPACITY FOR TRACTOR, KG

Pressure (kPa)	Tractor												
	5 km/h	10 km/h LT	15 km/h	20 km/h	25 km/h	30 km/h 10 HT	35 km/h	40 km/h	45 km/h	50 km/h	55 km/h	60 km/h	65 km/h
80	3400	3000	2680	2460	2370	2300	2240	2190	2140	2100	2060	2030	2000
120	4380	3865	3450	3165	3050	2960	2885	2820	2755	2705	2650	2615	2575
160	5355	4725	4220	3875	3735	3625	3530	3450	3370	3310	3245	3195	3150
200	5865	5175	4625	4245	4090	3970	3865	3780	3690	3625	3555	3500	3450
240	6205	5475	4890	4490	4325	4200	4090	3995	3905	3835	3760	3705	3650
280	6800	6000	5360	4920	4740	4600	4480	4380	4280	4200	4120	4060	4000
320-400	7440	6565	5865	5380	5185	5030	4900	4790	4680	4595	4505	4440	4375

WATER AND SALT BALLASTING

Tire volume 100%		Water filling 75%		Water/salt filling (75% / -30°C)				Total weight increase	
				Water		Salt			
Litres	Gallons	Litres	Gallons	Litres	Gallons	kg	lbs	kg	lbs
482	127	362	95	297	78	151	333	448	988

(CaCl2, 75%, -30°C) Always use a tube when filled with water/salt.

TUBES AND VALVES

Tubeless valve TR618A

STUDDABLE

Studdable Yes	Number of studs 152 pcs
Marked stud positions on tread	

NOKIAN TYRES TRACTOR KING 600/70R30 - T445678

Product code	Size	LI/SS	Reinforced code	TL/TT	Rim	Permitted rims	Width (mm)	Diameter (mm)	Loaded static radius (mm)	Rolling circumference (mm)	SRI	Pressure (kPa)	Max. inflation pressure (kPa)	Tread depth (mm)	Tread code
T445678	600/70R30	165D	SB	TL	DW18L	DW20B	579	1602	730	4826	750	320	400	51	R-1W

LOAD CAPACITY FOR TRACTOR, KG

Pressure (kPa)	Tractor												
	5 km/h	10 km/h LT	15 km/h	20 km/h	25 km/h	30 km/h 10 HT	35 km/h	40 km/h	45 km/h	50 km/h	55 km/h	60 km/h	65 km/h
80	4010	3540	3160	2905	2795	2715	2645	2585	2525	2480	2430	2395	2360
120	5100	4500	4020	3690	3555	3450	3360	3285	3210	3150	3090	3045	3000
160	6205	5475	4890	4490	4325	4200	4090	3995	3905	3835	3760	3705	3650
200	6800	6000	5360	4920	4740	4600	4480	4380	4280	4200	4120	4060	4000
240	7225	6375	5695	5230	5035	4890	4760	4655	4550	4465	4380	4315	4250
280	8075	7125	6365	5845	5630	5465	5320	5200	5085	4990	4895	4820	4750
320-400	8755	7725	6900	6335	6105	5925	5770	5640	5510	5410	5305	5225	5150

WATER AND SALT BALLASTING

Tire volume 100%		Water filling 75%		Water/salt filling (75% / -30°C)				Total weight increase	
				Water		Salt			
Litres	Gallons	Litres	Gallons	Litres	Gallons	kg	lbs	kg	lbs
600	159	450	119	369	98	188	415	557	1228

(CaCl2, 75%, -30°C) Always use a tube when filled with water/salt.

TUBES AND VALVES

Tubeless valve TR618A

STUDDABLE

Studdable Yes	Number of studs 152 pcs
Marked stud positions on tread	

NOKIAN TYRES TRACTOR KING 620/75R30 - T445679

Product code	Size	LI/SS	Reinforced code	TL/TT	Rim	Width (mm)	Diameter (mm)	Loaded static radius (mm)	Rolling circumference (mm)	SRI	Pressure (kPa)	Max. inflation pressure (kPa)	Tread depth (mm)	Tread code
T445679	620/75R30	169D	SB	TL	DW20B	624	1688	770	5097	800	320	400	52	R-1

LOAD CAPACITY FOR TRACTOR, KG

Pressure (kPa)	Tractor												
	5 km/h	10 km/h LT	15 km/h	20 km/h	25 km/h	30 km/h 10 HT	35 km/h	40 km/h	45 km/h	50 km/h	55 km/h	60 km/h	65 km/h
80	4505	3975	3550	3260	3140	3050	2970	2900	2835	2785	2730	2690	2650
120	5695	5025	4490	4120	3970	3855	3750	3670	3585	3520	3450	3400	3350
160	7015	6190	5530	5075	4890	4745	4620	4515	4415	4330	4250	4185	4125
200	7650	6750	6030	5535	5335	5175	5040	4930	4815	4725	4635	4570	4500
240	8290	7315	6535	5995	5775	5605	5460	5340	5215	5120	5020	4950	4875
280	9010	7950	7100	6520	6280	6095	5935	5805	5670	5565	5460	5380	5300
320-400	9860	8700	7770	7135	6875	6670	6495	6350	6205	6090	5975	5885	5800

WATER AND SALT BALLASTING

Tire volume 100%		Water filling 75%		Water/salt filling (75% / -30°C)				Total weight increase	
Litres	Gallons	Litres	Gallons	Water		Salt		kg	lbs
				Litres	Gallons	kg	lbs		
751	198	563	149	462	122	236	519	698	1539

(CaCl2, 75%, -30°C) Always use a tube when filled with water/salt.

TUBES AND VALVES

Tubeless valve TR618A

STUDDABLE

Studdable Yes	Number of studs 152 pcs
Marked stud positions on tread	

NOKIAN TYRES TRACTOR KING 600/65R34 - T445680

Product code	Size	LI/SS	Reinforced code	TL/TT	Rim	Permitted rims	Width (mm)	Diameter (mm)	Loaded static radius (mm)	Rolling circumference (mm)	SRI	Pressure (kPa)	Max. inflation pressure (kPa)	Tread depth (mm)	Tread code
T445680	600/65R34	163D	SB	TL	DW18L	DW20B	581	1641	754	4960	775	320	400	52	R-1W

LOAD CAPACITY FOR TRACTOR, KG

Pressure (kPa)	Tractor												
	5 km/h	10 km/h LT	15 km/h	20 km/h	25 km/h	30 km/h 10 HT	35 km/h	40 km/h	45 km/h	50 km/h	55 km/h	60 km/h	65 km/h
80	3810	3360	3000	2755	2655	2575	2510	2455	2395	2350	2305	2275	2240
120	4930	4350	3885	3565	3435	3335	3250	3175	3105	3045	2985	2945	2900
160	5865	5175	4625	4245	4090	3970	3865	3780	3690	3625	3555	3500	3450
200	6590	5815	5195	4765	4590	4455	4340	4245	4145	4070	3990	3935	3875
240	7015	6190	5530	5075	4890	4745	4620	4515	4415	4330	4250	4185	4125
280	7650	6750	6030	5535	5335	5175	5040	4930	4815	4725	4635	4570	4500
320-400	8290	7315	6535	5995	5775	5605	5460	5340	5215	5120	5020	4950	4875

WATER AND SALT BALLASTING

Tire volume 100%		Water filling 75%		Water/salt filling (75% / -30°C)				Total weight increase	
Litres	Gallons	Litres	Gallons	Water		Salt		kg	lbs
				Litres	Gallons	kg	lbs		
592	156	444	117	364	96	186	409	550	1213

(CaCl2, 75%, -30°C) Always use a tube when filled with water/salt.

TUBES AND VALVES

Tubeless valve TR618A

STUDDABLE

Studdable Yes	Number of studs 152 pcs
Marked stud positions on tread	

NOKIAN TYRES TRACTOR KING 600/70R34 - T445681

Product code	Size	LI/SS	Reinforced code	TL/TT	Rim	Permitted rims	Width (mm)	Diameter (mm)	Loaded static radius (mm)	Rolling circumference (mm)	SRI	Pressure (kPa)	Max. inflation pressure (kPa)	Tread depth (mm)	Tread code
T445681	600/70R34	167D	SB	TL	DW18L	DW20B	585	1703	775	5138	800	320	400	52	R-1W

LOAD CAPACITY FOR TRACTOR, KG

Pressure (kPa)	Tractor												
	5 km/h	10 km/h LT	15 km/h	20 km/h	25 km/h	30 km/h 10 HT	35 km/h	40 km/h	45 km/h	50 km/h	55 km/h	60 km/h	65 km/h
80	4250	3750	3350	3075	2965	2875	2800	2740	2675	2625	2575	2540	2500
120	5355	4725	4220	3875	3735	3625	3530	3450	3370	3310	3245	3195	3150
160	6590	5815	5195	4765	4590	4455	4340	4245	4145	4070	3990	3935	3875
200	7225	6375	5695	5230	5035	4890	4760	4655	4550	4465	4380	4315	4250
240	7650	6750	6030	5535	5335	5175	5040	4930	4815	4725	4635	4570	4500
280	8500	7500	6700	6150	5925	5750	5600	5475	5350	5250	5150	5075	5000
320-400	9265	8175	7305	6705	6460	6270	6105	5970	5830	5725	5615	5530	5450

WATER AND SALT BALLASTING

Tire volume 100%		Water filling 75%		Water/salt filling (75% / -30°C)				Total weight increase	
				Water		Salt			
Litres	Gallons	Litres	Gallons	Litres	Gallons	kg	lbs	kg	lbs
667	176	500	132	410	108	209	461	619	1365

(CaCl2, 75%, -30°C) Always use a tube when filled with water/salt.

TUBES AND VALVES

Tubeless valve TR618A

STUDDABLE

Studdable Yes	Number of studs 160 pcs
Marked stud positions on tread	

NOKIAN TYRES TRACTOR KING 600/65R38 - T445682

Product code	Size	LI/SS	Reinforced code	TL/TT	Rim	Permitted rims	Width (mm)	Diameter (mm)	Loaded static radius (mm)	Rolling circumference (mm)	SRI	Pressure (kPa)	Max. inflation pressure (kPa)	Tread depth (mm)	Tread code
T445682	600/65R38	165D	SB	TL	DW18L	DW20B	579	1744	805	5282	825	320	400	53	R-1W

LOAD CAPACITY FOR TRACTOR, KG

Pressure (kPa)	Tractor												
	5 km/h	10 km/h LT	15 km/h	20 km/h	25 km/h	30 km/h 10 HT	35 km/h	40 km/h	45 km/h	50 km/h	55 km/h	60 km/h	65 km/h
80	4010	3540	3160	2905	2795	2715	2645	2585	2525	2480	2430	2395	2360
120	5230	4615	4120	3780	3645	3535	3445	3365	3290	3230	3165	3120	3075
160	6205	5475	4890	4490	4325	4200	4090	3995	3905	3835	3760	3705	3650
200	6800	6000	5360	4920	4740	4600	4480	4380	4280	4200	4120	4060	4000
240	7440	6565	5865	5380	5185	5030	4900	4790	4680	4595	4505	4440	4375
280	8075	7125	6365	5845	5630	5465	5320	5200	5085	4990	4895	4820	4750
320-400	8755	7725	6900	6335	6105	5925	5770	5640	5510	5410	5305	5225	5150

WATER AND SALT BALLASTING

Tire volume 100%		Water filling 75%		Water/salt filling (75% / -30°C)				Total weight increase	
Litres	Gallons	Litres	Gallons	Water		Salt		kg	lbs
				Litres	Gallons	kg	lbs		
632	167	474	125	389	103	198	437	587	1294

(CaCl2, 75%, -30°C) Always use a tube when filled with water/salt.

TUBES AND VALVES

Tubeless valve TR618A

STUDDABLE

Studdable Yes	Number of studs 160 pcs
Marked stud positions on tread	

NOKIAN TYRES TRACTOR KING 650/65R38 - T445683

Product code	Size	LI/SS	Reinforced code	TL/TT	Rim	Width (mm)	Diameter (mm)	Loaded static radius (mm)	Rolling circumference (mm)	SRI	Pressure (kPa)	Max. inflation pressure (kPa)	Tread depth (mm)	Tread code
T445683	650/65R38	169D	SB	TL	DW20B	632	1811	830	5479	875	320	400	53	R-1W

LOAD CAPACITY FOR TRACTOR, KG

Pressure (kPa)	Tractor												
	5 km/h	10 km/h LT	15 km/h	20 km/h	25 km/h	30 km/h 10 HT	35 km/h	40 km/h	45 km/h	50 km/h	55 km/h	60 km/h	65 km/h
80	4505	3975	3550	3260	3140	3050	2970	2900	2835	2785	2730	2690	2650
120	5865	5175	4625	4245	4090	3970	3865	3780	3690	3625	3555	3500	3450
160	7015	6190	5530	5075	4890	4745	4620	4515	4415	4330	4250	4185	4125
200	7650	6750	6030	5535	5335	5175	5040	4930	4815	4725	4635	4570	4500
240	8290	7315	6535	5995	5775	5605	5460	5340	5215	5120	5020	4950	4875
280	9010	7950	7100	6520	6280	6095	5935	5805	5670	5565	5460	5380	5300
320-400	9860	8700	7770	7135	6875	6670	6495	6350	6205	6090	5975	5885	5800

WATER AND SALT BALLASTING

Tire volume 100%		Water filling 75%		Water/salt filling (75% / -30°C)				Total weight increase	
Litres	Gallons	Litres	Gallons	Water		Salt		kg	lbs
				Litres	Gallons	kg	lbs		
801	212	601	159	493	130	251	554	744	1640

(CaCl2, 75%, -30°C) Always use a tube when filled with water/salt.

TUBES AND VALVES

Tubeless valve TR618A

STUDDABLE

Studdable Yes	Number of studs 152 pcs
Marked stud positions on tread	

NOKIAN TYRES TRACTOR KING 650/75R38 - T445684

Product code	Size	LI/SS	Reinforced code	TL/TT	Rim	Permitted rims	Width (mm)	Diameter (mm)	Loaded static radius (mm)	Rolling circumference (mm)	SRI	Pressure (kPa)	Max. inflation pressure (kPa)	Tread depth (mm)	Tread code
T445684	650/75R38	175D	SB	TL	DW20B	DW23B, DW21B	644	1943	880	5894	925	320	400	55	R-1W

LOAD CAPACITY FOR TRACTOR, KG

Pressure (kPa)	Tractor												
	5 km/h	10 km/h LT	15 km/h	20 km/h	25 km/h	30 km/h 10 HT	35 km/h	40 km/h	45 km/h	50 km/h	55 km/h	60 km/h	65 km/h
80	5355	4725	4220	3875	3735	3625	3530	3450	3370	3310	3245	3195	3150
120	6800	6000	5360	4920	4740	4600	4480	4380	4280	4200	4120	4060	4000
160	8290	7315	6535	5995	5775	5605	5460	5340	5215	5120	5020	4950	4875
200	9265	8175	7305	6705	6460	6270	6105	5970	5830	5725	5615	5530	5450
240	9860	8700	7770	7135	6875	6670	6495	6350	6205	6090	5975	5885	5800
280	10710	9450	8440	7750	7465	7245	7055	6900	6740	6615	6490	6395	6300
320-400	11730	10350	9245	8485	8175	7935	7730	7555	7385	7245	7105	7005	6900

WATER AND SALT BALLASTING

Tire volume 100%		Water filling 75%		Water/salt filling (75% / -30°C)				Total weight increase	
Litres	Gallons	Litres	Gallons	Water		Salt		kg	lbs
				Litres	Gallons	kg	lbs		
987	261	740	196	607	160	310	683	917	2022

(CaCl2, 75%, -30°C) Always use a tube when filled with water/salt.

TUBES AND VALVES

Tubeless valve TR618A

STUDDABLE

Studdable Yes	Number of studs 168 pcs
Marked stud positions on tread	

NOKIAN TYRES TRACTOR KING 650/85R38 - T445685

Product code	Size	LI/SS	Reinforced code	TL/TT	Rim	Permitted rims	Width (mm)	Diameter (mm)	Loaded static radius (mm)	Rolling circumference (mm)	SRI	Pressure (kPa)	Max. inflation pressure (kPa)	Tread depth (mm)	Tread code
T445685	650/85R38	178D	SB	TL	DW20B	DW23B, DW21B	642	2066	941	6272	975	320	400	55	R-1

LOAD CAPACITY FOR TRACTOR, KG

Pressure (kPa)	Tractor												
	5 km/h	10 km/h LT	15 km/h	20 km/h	25 km/h	30 km/h 10 HT	35 km/h	40 km/h	45 km/h	50 km/h	55 km/h	60 km/h	65 km/h
80	6035	5325	4755	4365	4205	4085	3975	3885	3800	3730	3655	3605	3550
120	7650	6750	6030	5535	5335	5175	5040	4930	4815	4725	4635	4570	4500
160	9265	8175	7305	6705	6460	6270	6105	5970	5830	5725	5615	5530	5450
200	10200	9000	8040	7380	7110	6900	6720	6570	6420	6300	6180	6090	6000
240	11050	9750	8710	7995	7705	7475	7280	7120	6955	6825	6695	6600	6500
280	12070	10650	9515	8735	8415	8165	7950	7775	7595	7455	7315	7205	7100
320-400	12750	11250	10050	9225	8890	8625	8400	8215	8025	7875	7725	7615	7500

WATER AND SALT BALLASTING

Tire volume 100%		Water filling 75%		Water/salt filling (75% / -30°C)				Total weight increase	
Litres	Gallons	Litres	Gallons	Water		Salt		kg	lbs
				Litres	Gallons	kg	lbs		
1176	311	882	233	724	191	369	813	1093	2410

(CaCl2, 75%, -30°C) Always use a tube when filled with water/salt.

TUBES AND VALVES

Tubeless valve
TR618A

STUDDABLE

Studdable	Number of studs
Yes	176 pcs
Marked stud positions on tread	

NOKIAN TYRES TRACTOR KING 710/70R38 - T445741

Product code	Size	LI/SS	Reinforced code	TL/TT	Rim	Permitted rims	Width (mm)	Diameter (mm)	Loaded static radius (mm)	Rolling circumference (mm)	SRI	Pressure (kPa)	Max. inflation pressure (kPa)	Tread depth (mm)	Tread code
T445741	710/70R38	177D	SB	TL	DW23B	DW25B	716	1955	890	5921	925	320	400	55	R-1W

LOAD CAPACITY FOR TRACTOR, KG

Pressure (kPa)	Tractor												
	5 km/h	10 km/h LT	15 km/h	20 km/h	25 km/h	30 km/h 10 HT	35 km/h	40 km/h	45 km/h	50 km/h	55 km/h	60 km/h	65 km/h
80	5695	5025	4490	4120	3970	3855	3750	3670	3585	3520	3450	3400	3350
120	7440	6565	5865	5380	5185	5030	4900	4790	4680	4595	4505	4440	4375
160	9010	7950	7100	6520	6280	6095	5935	5805	5670	5565	5460	5380	5300
200	9860	8700	7770	7135	6875	6670	6495	6350	6205	6090	5975	5885	5800
240	10455	9225	8240	7565	7290	7075	6890	6735	6580	6460	6335	6240	6150
280	11730	10350	9245	8485	8175	7935	7730	7555	7385	7245	7105	7005	6900
320-400	12410	10950	9780	8980	8650	8395	8175	7995	7810	7665	7520	7410	7300

WATER AND SALT BALLASTING

Tire volume 100%		Water filling 75%		Water/salt filling (75% / -30°C)				Total weight increase	
				Water		Salt			
Litres	Gallons	Litres	Gallons	Litres	Gallons	kg	lbs	kg	lbs
1063	281	797	211	654	173	333	735	987	2176

(CaCl₂, 75%, -30°C) Always use a tube when filled with water/salt.

TUBES AND VALVES

Tubeless valve TR618A

STUDDABLE

Studdable Yes	Number of studs 160 pcs
Marked stud positions on tread	

NOKIAN TYRES TRACTOR KING 800/70R38 - T445852

Product code	Size	LI/SS	Reinforced code	TL/TT	Rim	Permitted rims	Width (mm)	Diameter (mm)	Loaded static radius (mm)	Rolling circumference (mm)	SRI	Pressure (kPa)	Max. inflation pressure (kPa)	Tread depth (mm)	Tread code
T445852	800/70R38	183D	SB	TL	DW27B	DW25B	825	2083	951	6300	975	320	400	56	R-1

LOAD CAPACITY FOR TRACTOR, KG

Pressure (kPa)	Tractor												
	5 km/h	10 km/h LT	15 km/h	20 km/h	25 km/h	30 km/h 10 HT	35 km/h	40 km/h	45 km/h	50 km/h	55 km/h	60 km/h	65 km/h
80	7015	6190	5530	5075	4890	4745	4620	4515	4415	4330	4250	4185	4125
120	9010	7950	7100	6520	6280	6095	5935	5805	5670	5565	5460	5380	5300
160	11050	9750	8710	7995	7705	7475	7280	7120	6955	6825	6695	6600	6500
200	12070	10650	9515	8735	8415	8165	7950	7775	7595	7455	7315	7205	7100
240	12750	11250	10050	9225	8890	8625	8400	8215	8025	7875	7725	7615	7500
280	14025	12375	11055	10150	9775	9490	9240	9035	8830	8665	8500	8375	8250
320-400	14875	13125	11725	10765	10370	10065	9800	9580	9365	9190	9015	8880	8750

WATER AND SALT BALLASTING

Tire volume 100%		Water filling 75%		Water/salt filling (75% / -30°C)				Total weight increase	
				Water		Salt			
Litres	Gallons	Litres	Gallons	Litres	Gallons	kg	lbs	kg	lbs
1462	386	1097	290	900	238	459	1011	1359	2996

(CaCl2, 75%, -30°C) Always use a tube when filled with water/salt.

TUBES AND VALVES

Tubeless valve TR618A

STUDDABLE

Studdable Yes	Number of studs 160 pcs
Marked stud positions on tread	

NOKIAN TYRES TRACTOR KING 650/65R42 - T445740

Product code	Size	LI/SS	Reinforced code	TL/TT	Rim	Permitted rims	Width (mm)	Diameter (mm)	Loaded static radius (mm)	Rolling circumference (mm)	SRI	Pressure (kPa)	Max. inflation pressure (kPa)	Tread depth (mm)	Tread code
T445740	650/65R42	170D	SB	TL	DW20B	DW21B, DW23B	633	1913	881	5799	925	320	400	55	R-1W

LOAD CAPACITY FOR TRACTOR, KG

Pressure (kPa)	Tractor												
	5 km/h	10 km/h LT	15 km/h	20 km/h	25 km/h	30 km/h 10 HT	35 km/h	40 km/h	45 km/h	50 km/h	55 km/h	60 km/h	65 km/h
80	4760	4200	3750	3445	3320	3220	3135	3065	2995	2940	2885	2840	2800
120	6205	5475	4890	4490	4325	4200	4090	3995	3905	3835	3760	3705	3650
160	7225	6375	5695	5230	5035	4890	4760	4655	4550	4465	4380	4315	4250
200	8075	7125	6365	5845	5630	5465	5320	5200	5085	4990	4895	4820	4750
240	8755	7725	6900	6335	6105	5925	5770	5640	5510	5410	5305	5225	5150
280	9520	8400	7505	6890	6635	6440	6270	6130	5990	5880	5770	5685	5600
320-400	10200	9000	8040	7380	7110	6900	6720	6570	6420	6300	6180	6090	6000

WATER AND SALT BALLASTING

Tire volume 100%		Water filling 75%		Water/salt filling (75% / -30°C)				Total weight increase	
Litres	Gallons	Litres	Gallons	Water		Salt		kg	lbs
				Litres	Gallons	kg	lbs		
835	221	626	165	514	136	262	578	776	1711

(CaCl2, 75%, -30°C) Always use a tube when filled with water/salt.

TUBES AND VALVES

Tubeless valve
TR618A

STUDDABLE

Studdable
Yes

Number of studs
160 pcs

Marked stud positions on tread

NOKIAN TYRES TRACTOR KING 710/70R42 - T445686

Product code	Size	LI/SS	Reinforced code	TL/TT	Rim	Permitted rims	Width (mm)	Diameter (mm)	Loaded static radius (mm)	Rolling circumference (mm)	SRI	Pressure (kPa)	Max. inflation pressure (kPa)	Tread depth (mm)	Tread code
T445686	710/70R42	179D	SB	TL	DW23B	DW25B	716	2061	943	6235	975	320	400	56	R-1W

LOAD CAPACITY FOR TRACTOR, KG

Pressure (kPa)	Tractor												
	5 km/h	10 km/h LT	15 km/h	20 km/h	25 km/h	30 km/h 10 HT	35 km/h	40 km/h	45 km/h	50 km/h	55 km/h	60 km/h	65 km/h
80	6035	5325	4755	4365	4205	4085	3975	3885	3800	3730	3655	3605	3550
120	7650	6750	6030	5535	5335	5175	5040	4930	4815	4725	4635	4570	4500
160	9520	8400	7505	6890	6635	6440	6270	6130	5990	5880	5770	5685	5600
200	10455	9225	8240	7565	7290	7075	6890	6735	6580	6460	6335	6240	6150
240	11050	9750	8710	7995	7705	7475	7280	7120	6955	6825	6695	6600	6500
280	12070	10650	9515	8735	8415	8165	7950	7775	7595	7455	7315	7205	7100
320-400	13175	11625	10385	9535	9185	8915	8680	8485	8295	8140	7985	7865	7750

WATER AND SALT BALLASTING

Tire volume 100%		Water filling 75%		Water/salt filling (75% / -30°C)				Total weight increase	
				Water		Salt			
Litres	Gallons	Litres	Gallons	Litres	Gallons	kg	lbs	kg	lbs
1199	317	899	238	738	195	376	829	1114	2456

(CaCl2, 75%, -30°C) Always use a tube when filled with water/salt.

TUBES AND VALVES

Tubeless valve TR618A

STUDDABLE

Studdable Yes	Number of studs 168 pcs
Marked stud positions on tread	

NOKIAN TYRES TRACTOR KING 710/75R42 - T445687

Product code	Size	LI/SS	Reinforced code	TL/TT	Rim	Permitted rims	Width (mm)	Diameter (mm)	Loaded static radius (mm)	Rolling circumference (mm)	SRI	Pressure (kPa)	Max. inflation pressure (kPa)	Tread depth (mm)	Tread code
T445687	710/75R42	181D	SB	TL	DW23B	DW25B	716	2131	972	6458	1000	320	400	57	R-1W

LOAD CAPACITY FOR TRACTOR, KG

Pressure (kPa)	Tractor												
	5 km/h	10 km/h LT	15 km/h	20 km/h	25 km/h	30 km/h 10 HT	35 km/h	40 km/h	45 km/h	50 km/h	55 km/h	60 km/h	65 km/h
80	6375	5625	5025	4615	4445	4315	4200	4105	4015	3940	3865	3805	3750
120	8290	7315	6535	5995	5775	5605	5460	5340	5215	5120	5020	4950	4875
160	10200	9000	8040	7380	7110	6900	6720	6570	6420	6300	6180	6090	6000
200	11050	9750	8710	7995	7705	7475	7280	7120	6955	6825	6695	6600	6500
240	11730	10350	9245	8485	8175	7935	7730	7555	7385	7245	7105	7005	6900
280	12750	11250	10050	9225	8890	8625	8400	8215	8025	7875	7725	7615	7500
320-400	14025	12375	11055	10150	9775	9490	9240	9035	8830	8665	8500	8375	8250

WATER AND SALT BALLASTING

Tire volume 100%		Water filling 75%		Water/salt filling (75% / -30°C)				Total weight increase	
				Water		Salt			
Litres	Gallons	Litres	Gallons	Litres	Gallons	kg	lbs	kg	lbs
1329	351	997	263	818	216	417	919	1235	2723

(CaCl₂, 75%, -30°C) Always use a tube when filled with water/salt.

TUBES AND VALVES

Tubeless valve TR618A

STUDDABLE

Studdable Yes	Number of studs 168 pcs
Marked stud positions on tread	



AGRICULTURAL AND CONTRACTING

Tractors and other agricultural machines are getting bigger and also faster in transition driving and other such situations. Consequently, low soil compaction and fuel costs are particular focus areas. In response to the quickly changing demands of farming, we are developing new radial products alongside the traditional cross-ply tires. Our extensive range of special agricultural tires provides farmers and the environment with controlled power and gentle efficiency throughout the year, every year.

nokian[®]
TYRES

AGRICULTURAL AND CONTRACTING TIRES

TRACTOR



129
Nokian Tyres
TR Multiplus



131
Nokian Tyres
Ground King



153
Nokian Tyres
Hakkapeliitta
TRI



190
Nokian Tyres
Soil King VF



209
Nokian Tyres
TRI 2



246
Nokian Tyres
TRI Steel

TRAILER



250
Nokian Tyres
Country King



267
Nokian Tyres
Country King
G2



278
Nokian Tyres
CT



285
Nokian Tyres
ELS



298
Nokian Tyres
Float King VF

WHEEL LOADER

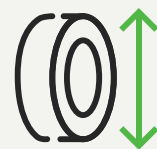


153
Nokian Tyres
Hakkapeliitta
TRI

NOKIAN TYRES TR MULTIPLUS

FOR TRACTORS USED IN VERSATILE CONDITIONS LIKE FORESTRY, AGRICULTURAL WORK AND ROAD TRANSPORTS

- Radial construction forms wide footprint together with deep and open tread design, enabling excellent traction properties.
- Radial construction enables durability and good driving properties in road transports.
- Strengthened sidewalls enable use in conditions where punctures and cuts are possible, such as stony fields or forests.



AVAILABLE SIZES

More information on the Nokian Tyres TR Multiplus sizes is available on page 97.

- 500/65R24 - T445410
- 500/65R28 - T445411
- 540/65R28 - T445412
- 600/65R34 - T445413
- 600/65R38 - T445414
- 650/65R38 - T445415



NOKIAN TYRES TR MULTIPLUS

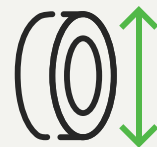
ALL SIZES

Product code	Size	LI/SS	Reinforced code	TL/TT	Rim	Permitted rims	Width (mm)	Diameter (mm)	Loaded static radius (mm)	Rolling circumference (mm)	SRI	Pressure (kPa)	Max. inflation pressure (kPa)	Tread depth (mm)	Tread code	Tube product code	Load capacity for tractor, kg					
																	Speed (km/h)					
																	25	30	35	40	45	50
T445410	500/65R24	142A8 (139B)	SB	TL	DW15L	DW16L, W16L, W15L, W14L, DW13L, W13	489	1242	575	3735	600	240	320	48	R-1		2940	2835	2730	2650	2545	2410
T445411	500/65R28	144A8 (141B)	SB	TL	DW15L	DW16L, W16L, W15L, W14L, W13	491	1341	622	4055	650	240	320	48	R-1	T55097	3110	2995	2885	2800	2690	2550
T445412	540/65R28	149A8 (146B)	SB	TL	DW16	W15L, W16L, DW18L, W18L, DW16L	522	1409	653	4254	675	240	320	51	R-1	T545229	3610	3480	3350	3250	3120	2960
T445413	600/65R34	157A8 (154B)	SB	TL	DW18L	W16L, W18L, DW20B, DW16L	585	1640	750	4930	775	240	320	52	R-1	T55395	4580	4415	4250	4125	3960	3755
T445414	600/65R38	159A8 (156B)	SB	TL	DW18L	W16L, W18L, DW20B, DW16L	584	1743	809	5290	825	240	320	52	R-1		4855	4680	4505	4375	4200	3980
T445415	650/65R38	164A8 (160B)	SB	TL	DW20B	DW18	641	1808	838	5485	875	240	320	53	R-1	T545322	5410	5215	5020	4875	4680	4435

NOKIAN TYRES GROUND KING

CROSSOVER TIRE FOR MIXED AGRICULTURAL WORK

- Advanced alternative for the lug pattern traction tire that combines the features and benefits of two pattern types.
- Solid performance on fields and roads with traction, multi-directional grip and continuous contact.
- Supports the versatile use of implements with stability, high strength and load capacity.



AVAILABLE SIZES

- 420/70R28 - T445733
- 480/65R28 - T445764
- 480/70R28 - T445735
- 540/65R28 - T445737
- 600/65R28 - T445762
- 600/70R28 - T445763
- 540/65R30 - T445728
- 600/70R30 - T445726
- 600/65R34 - T445729
- 600/70R34 - T445730
- 650/65R34 - T445731
- 520/70R38 - T445732
- 580/70R38 - T445734
- 600/65R38 - T445765
- 650/65R38 - T445738
- 650/85R38 - T445743
- 710/70R38 - T445744
- 650/65R42 - T445727
- 710/70R42 - T445725
- 710/75R42 - T445722

NOKIAN TYRES GROUND KING

ALL SIZES

Product code	Size	LI/SS	Reinforced code	TL/TT	Rim	Permitted rims	Width (mm)	Diameter (mm)	Loaded static radius (mm)	Rolling circumference (mm)	SRI	Pressure (kPa)	Max. inflation pressure (kPa)	Tread depth (mm)	Tread code	M+S	Load capacity for tractor, kg					
																	Speed (km/h)					
																	45	50	55	60	65	70
T445733	420/70R28	144D (141E)	SB	TL	DW13	DW14L, DW12	408	1352	620	4102	650	320	320	46	R-1W	Yes	2995	2940	2885	2840	2800	2550
T445764	480/65R28	148D (145E)	SB	TL	DW15L	DW14L	475	1348	617	4091	650	320	320	45	R-1W	Yes	3370	3310	3245	3195	3150	2865
T445735	480/70R28	151D (148E)	SB	TL	DW15L	DW16L, DW14L	471	1409	642	4270	675	320	320	48	R-1W	Yes	3690	3625	3555	3500	3450	3140
T445737	540/65R28	154D (151E)	SB	TL	DW18L	DW16L	536	1403	637	4244	675	320	320	50	R-1W	Yes	4015	3940	3865	3805	3750	3415
T445762	600/65R28	160D (156E)	SB	TL	DW20B	DW18L	600	1507	682	4564	700	320	320	55	R-1W	Yes	4815	4725	4635	4570	4500	4095
T445763	600/70R28	164D (160E)	SB	TL	DW20B	DW18L	601	1563	708	4756	725	320	320	55	R-1W	Yes	5350	5250	5150	5075	5000	4550
T445728	540/65R30	155D (152E)	SB	TL	DW18L	DW16L	535	1475	679	4451	700	320	320	50	R-1W	Yes	4145	4070	3990	3935	3875	3525
T445726	600/70R30	165D (161E)	SB	TL	DW20B	DW18L	600	1588	714	4820	750	320	320	55	R-1W	Yes	5510	5410	5305	5225	5150	4685
T445729	600/65R34	163D (159E)	SB	TL	DW20B	DW18L	600	1644	751	5016	775	320	320	55	R-1W	Yes	5215	5120	5020	4950	4875	4435
T445730	600/70R34	167D (163E)	SB	TL	DW20B	DW18L	594	1701	771	5170	800	320	320	55	R-1W	Yes	5830	5725	5615	5530	5450	4960
T445731	650/65R34	167D (164E)	SB	TL	DW20B		632	1700	769	5173	825	320	320	55	R-1W	Yes	5830	5725	5615	5530	5450	4960
T445732	520/70R38	160D (157E)	SB	TL	DW16L	DW18L, DW15L	516	1752	803	5342	825	320	320	55	R-1W	Yes	4815	4725	4635	4570	4500	4095
T445734	580/70R38	166D (163E)	SB	TL	DW18L		577	1829	835	5574	875	320	320	56	R-1W	Yes	5670	5565	5460	5380	5300	4825
T445765	600/65R38	165D (161E)	SB	TL	DW20B	DW18L	601	1745	798	5321	825	320	320	55	R-1W	Yes	5510	5410	5305	5225	5150	4685
T445738	650/65R38	169D (166E)	SB	TL	DW20B		635	1820	827	5540	875	320	320	59	R-1W	Yes	6205	6090	5975	5885	5800	5280
T445743	650/85R38	178D (175E)	SB	TL	DW20B	DW21B, DW23B	645	2071	933	6272	975	320	320	63	R-1W	Yes	8025	7875	7725	7615	7500	6825
T445744	710/70R38	177D (174E)	SB	TL	DW23B	DW25B	705	1953	884	5934	925	320	320	62	R-1W	Yes	7810	7665	7520	7410	7300	6645
T445727	650/65R42	170D (167E)	SB	TL	DW20B		634	1913	872	5811	925	320	320	59	R-1W	Yes	6420	6300	6180	6090	6000	5460
T445725	710/70R42	179D (175E)	SB	TL	DW23B		706	2059	933	6245	975	320	320	62	R-1W	Yes	8295	8140	7985	7865	7750	7055
T445722	710/75R42	181D (178E)	SB	TL	DW23B		703	2132	964	6476	1000	320	320	62	R-1W	Yes	8830	8665	8500	8375	8250	7510

NOKIAN TYRES GROUND KING 420/70R28 - T445733

Product code	Size	LI/SS	Reinforced code	TL/TT	Rim	Permitted rims	Width (mm)	Diameter (mm)	Loaded static radius (mm)	Rolling circumference (mm)	SRI	Pressure (kPa)	Max. inflation pressure (kPa)	Tread depth (mm)	Tread code	M+S
T445733	420/70R28	144D (141E)	SB	TL	DW13	DW14L, DW12	408	1352	620	4102	650	320	320	46	R-1W	Yes

LOAD CAPACITY FOR TRACTOR, KG

Pressure (kPa)	Tractor													
	5 km/h	10 km/h LT	15 km/h	20 km/h	25 km/h	30 km/h 10 HT	35 km/h	40 km/h	45 km/h	50 km/h	55 km/h	60 km/h	65 km/h	70 km/h
80	2245	1980	1770	1625	1565	1520	1480	1445	1410	1385	1360	1340	1320	1200
120	2890	2550	2280	2090	2015	1955	1905	1860	1820	1785	1750	1725	1700	1545
160	3500	3090	2760	2535	2440	2370	2305	2255	2205	2165	2120	2090	2060	1875
200	3810	3360	3000	2755	2655	2575	2510	2455	2395	2350	2305	2275	2240	2040
240	4130	3645	3255	2990	2880	2795	2720	2660	2600	2550	2505	2465	2430	2210
280	4505	3975	3550	3260	3140	3050	2970	2900	2835	2785	2730	2690	2650	2410
320	4760	4200	3750	3445	3320	3220	3135	3065	2995	2940	2885	2840	2800	2550

Increase the inflation pressure by 40 kPa (0,4 bar , 7 psi) for : Extensive road driving and use on slopes with inclination more than 20%. Do not exceed maximum pressure. In dual formation the load capacity is 0,88 x single tire load capacity per tire. For high torque field application use 30km/h line.

WATER AND SALT BALLASTING

Tire volume 100%		Water filling 75%		Water/salt filling (75% / -30°C)				Total weight increase	
Litres	Gallons	Litres	Gallons	Water		Salt		kg	lbs
				Litres	Gallons	kg	lbs		
265	70	199	53	163	43	83	183	246	542

(CaCl2, 75%, -30°C) Always use a tube when filled with water/salt.

TUBES AND VALVES

Tubeless valve
TR618A

STUDDABLE

Studdable
Yes

Number of studs
144 pcs

Marked stud positions on tread

Recommended stud
12-20,12-23-12-24,16-19

NOKIAN TYRES GROUND KING 480/65R28 - T445764

Product code	Size	LI/SS	Reinforced code	TL/TT	Rim	Permitted rims	Width (mm)	Diameter (mm)	Loaded static radius (mm)	Rolling circumference (mm)	SRI	Pressure (kPa)	Max. inflation pressure (kPa)	Tread depth (mm)	Tread code	M+S
T445764	480/65R28	148D (145E)	SB	TL	DW15L	DW14L	475	1348	617	4091	650	320	320	45	R-1W	Yes

LOAD CAPACITY FOR TRACTOR, KG

Pressure (kPa)	Tractor													
	5 km/h	10 km/h LT	15 km/h	20 km/h	25 km/h	30 km/h 10 HT	35 km/h	40 km/h	45 km/h	50 km/h	55 km/h	60 km/h	65 km/h	70 km/h
80	2465	2175	1945	1785	1720	1670	1625	1590	1550	1525	1495	1470	1450	1320
120	3230	2850	2545	2335	2250	2185	2130	2080	2035	1995	1955	1930	1900	1730
160	3810	3360	3000	2755	2655	2575	2510	2455	2395	2350	2305	2275	2240	2040
200	4250	3750	3350	3075	2965	2875	2800	2740	2675	2625	2575	2540	2500	2275
240	4505	3975	3550	3260	3140	3050	2970	2900	2835	2785	2730	2690	2650	2410
280	4930	4350	3885	3565	3435	3335	3250	3175	3105	3045	2985	2945	2900	2640
320	5355	4725	4220	3875	3735	3625	3530	3450	3370	3310	3245	3195	3150	2865

Increase the inflation pressure by 40 kPa (0,4 bar , 7 psi) for : Extensive road driving and use on slopes with inclination more than 20%. Do not exceed maximum pressure. In dual formation the load capacity is 0,88 x single tire load capacity per tire. For high torque field application use 30km/h line.

WATER AND SALT BALLASTING

Tire volume 100%		Water filling 75%		Water/salt filling (75% / -30°C)				Total weight increase	
Litres	Gallons	Litres	Gallons	Water		Salt		kg	lbs
				Litres	Gallons	kg	lbs		
310	82	233	61	191	50	97	214	288	635

(CaCl2, 75%, -30°C) Always use a tube when filled with water/salt.

TUBES AND VALVES

Tubeless valve TR618A

STUDDABLE

Studdable Yes	Number of studs 144 pcs
Marked stud positions on tread	Recommended stud 12-20,12-23-12-24,16-19

NOKIAN TYRES GROUND KING 480/70R28 - T445735

Product code	Size	LI/SS	Reinforced code	TL/TT	Rim	Permitted rims	Width (mm)	Diameter (mm)	Loaded static radius (mm)	Rolling circumference (mm)	SRI	Pressure (kPa)	Max. inflation pressure (kPa)	Tread depth (mm)	Tread code	M+S
T445735	480/70R28	151D (148E)	SB	TL	DW15L	DW16L, DW14L	471	1409	642	4270	675	320	320	48	R-1W	Yes

LOAD CAPACITY FOR TRACTOR, KG

Pressure (kPa)	Tractor													
	5 km/h	10 km/h LT	15 km/h	20 km/h	25 km/h	30 km/h 10 HT	35 km/h	40 km/h	45 km/h	50 km/h	55 km/h	60 km/h	65 km/h	70 km/h
80	2720	2400	2145	1970	1895	1840	1790	1750	1710	1680	1650	1625	1600	1455
120	3500	3090	2760	2535	2440	2370	2305	2255	2205	2165	2120	2090	2060	1875
160	4250	3750	3350	3075	2965	2875	2800	2740	2675	2625	2575	2540	2500	2275
200	4760	4200	3750	3445	3320	3220	3135	3065	2995	2940	2885	2840	2800	2550
240	4930	4350	3885	3565	3435	3335	3250	3175	3105	3045	2985	2945	2900	2640
280	5525	4875	4355	4000	3850	3740	3640	3560	3480	3415	3350	3300	3250	2960
320	5865	5175	4625	4245	4090	3970	3865	3780	3690	3625	3555	3500	3450	3140

Increase the inflation pressure by 40 kPa (0,4 bar , 7 psi) for : Extensive road driving and use on slopes with inclination more than 20%. Do not exceed maximum pressure. In dual formation the load capacity is 0,88 x single tire load capacity per tire. For high torque field application use 30km/h line.

WATER AND SALT BALLASTING

Tire volume 100%		Water filling 75%		Water/salt filling (75% / -30°C)				Total weight increase	
Litres	Gallons	Litres	Gallons	Water		Salt		kg	lbs
				Litres	Gallons	kg	lbs		
564	149	423	112	347	92	177	390	524	1155

(CaCl2, 75%, -30°C) Always use a tube when filled with water/salt.

TUBES AND VALVES

Tubeless valve
TR618A

STUDDABLE

Studdable
Yes

Number of studs
144 pcs

Marked stud positions on tread

Recommended stud
12-20,12-23-12-24,16-19

NOKIAN TYRES GROUND KING 540/65R28 - T445737

Product code	Size	LI/SS	Reinforced code	TL/TT	Rim	Permitted rims	Width (mm)	Diameter (mm)	Loaded static radius (mm)	Rolling circumference (mm)	SRI	Pressure (kPa)	Max. inflation pressure (kPa)	Tread depth (mm)	Tread code	M+S
T445737	540/65R28	154D (151E)	SB	TL	DW18L	DW16L	536	1403	637	4244	675	320	320	50	R-1W	Yes

LOAD CAPACITY FOR TRACTOR, KG

Pressure (kPa)	Tractor													
	5 km/h	10 km/h LT	15 km/h	20 km/h	25 km/h	30 km/h 10 HT	35 km/h	40 km/h	45 km/h	50 km/h	55 km/h	60 km/h	65 km/h	70 km/h
80	2975	2625	2345	2155	2075	2015	1960	1915	1875	1840	1805	1775	1750	1595
120	3810	3360	3000	2755	2655	2575	2510	2455	2395	2350	2305	2275	2240	2040
160	4505	3975	3550	3260	3140	3050	2970	2900	2835	2785	2730	2690	2650	2410
200	5100	4500	4020	3690	3555	3450	3360	3285	3210	3150	3090	3045	3000	2730
240	5525	4875	4355	4000	3850	3740	3640	3560	3480	3415	3350	3300	3250	2960
280	6035	5325	4755	4365	4205	4085	3975	3885	3800	3730	3655	3605	3550	3230
320	6375	5625	5025	4615	4445	4315	4200	4105	4015	3940	3865	3805	3750	3415

Increase the inflation pressure by 40 kPa (0,4 bar , 7 psi) for : Extensive road driving and use on slopes with inclination more than 20%. Do not exceed maximum pressure. In dual formation the load capacity is 0,88 x single tire load capacity per tire. For high torque field application use 30km/h line.

WATER AND SALT BALLASTING

Tire volume 100%		Water filling 75%		Water/salt filling (75% / -30°C)				Total weight increase	
Litres	Gallons	Litres	Gallons	Water		Salt		kg	lbs
				Litres	Gallons	kg	lbs		
393	104	295	78	242	64	123	272	365	805

(CaCl2, 75%, -30°C) Always use a tube when filled with water/salt.

TUBES AND VALVES

Tubeless valve TR618A

STUDDABLE

Studdable Yes	Number of studs 144 pcs
Marked stud positions on tread	Recommended stud 12-20,12-23-12-24,16-19

NOKIAN TYRES GROUND KING 600/65R28 - T445762

Product code	Size	LI/SS	Reinforced code	TL/TT	Rim	Permitted rims	Width (mm)	Diameter (mm)	Loaded static radius (mm)	Rolling circumference (mm)	SRI	Pressure (kPa)	Max. inflation pressure (kPa)	Tread depth (mm)	Tread code	M+S
T445762	600/65R28	160D (156E)	SB	TL	DW20B	DW18L	600	1507	682	4564	700	320	320	55	R-1W	Yes

LOAD CAPACITY FOR TRACTOR, KG

Pressure (kPa)	Tractor														
	5 km/h	10 km/h LT	15 km/h	20 km/h	25 km/h	30 km/h 10 HT	35 km/h	40 km/h	45 km/h	50 km/h	55 km/h	60 km/h	65 km/h	70 km/h	
80	3500	3090	2760	2535	2440	2370	2305	2255	2205	2165	2120	2090	2060	1875	
120	4505	3975	3550	3260	3140	3050	2970	2900	2835	2785	2730	2690	2650	2410	
160	5355	4725	4220	3875	3735	3625	3530	3450	3370	3310	3245	3195	3150	2865	
200	6035	5325	4755	4365	4205	4085	3975	3885	3800	3730	3655	3605	3550	3230	
240	6375	5625	5025	4615	4445	4315	4200	4105	4015	3940	3865	3805	3750	3415	
280	7015	6190	5530	5075	4890	4745	4620	4515	4415	4330	4250	4185	4125	3755	
320	7650	6750	6030	5535	5335	5175	5040	4930	4815	4725	4635	4570	4500	4095	

Increase the inflation pressure by 40 kPa (0,4 bar , 7 psi) for : Extensive road driving and use on slopes with inclination more than 20%. Do not exceed maximum pressure. In dual formation the load capacity is 0,88 x single tire load capacity per tire. For high torque field application use 30km/h line.

WATER AND SALT BALLASTING

Tire volume 100%		Water filling 75%		Water/salt filling (75% / -30°C)				Total weight increase	
Litres	Gallons	Litres	Gallons	Water		Salt		kg	lbs
				Litres	Gallons	kg	lbs		
537	142	403	106	330	87	168	371	498	1098

(CaCl2, 75%, -30°C) Always use a tube when filled with water/salt.

TUBES AND VALVES

Tubeless valve TR618A

STUDDABLE

Studdable Yes	Number of studs 144 pcs
Marked stud positions on tread	Recommended stud 12-20,12-23-12-24,16-19

NOKIAN TYRES GROUND KING 600/70R28 - T445763

Product code	Size	LI/SS	Reinforced code	TL/TT	Rim	Permitted rims	Width (mm)	Diameter (mm)	Loaded static radius (mm)	Rolling circumference (mm)	SRI	Pressure (kPa)	Max. inflation pressure (kPa)	Tread depth (mm)	Tread code	M+S
T445763	600/70R28	164D (160E)	SB	TL	DW20B	DW18L	601	1563	708	4756	725	320	320	55	R-1W	Yes

LOAD CAPACITY FOR TRACTOR, KG

Pressure (kPa)	Tractor													
	5 km/h	10 km/h LT	15 km/h	20 km/h	25 km/h	30 km/h 10 HT	35 km/h	40 km/h	45 km/h	50 km/h	55 km/h	60 km/h	65 km/h	70 km/h
80	3910	3450	3080	2830	2725	2645	2575	2520	2460	2415	2370	2335	2300	2095
120	4930	4350	3885	3565	3435	3335	3250	3175	3105	3045	2985	2945	2900	2640
160	6035	5325	4755	4365	4205	4085	3975	3885	3800	3730	3655	3605	3550	3230
200	6590	5815	5195	4765	4590	4455	4340	4245	4145	4070	3990	3935	3875	3525
240	7015	6190	5530	5075	4890	4745	4620	4515	4415	4330	4250	4185	4125	3755
280	7865	6940	6200	5690	5480	5320	5180	5065	4950	4855	4765	4695	4625	4210
320	8500	7500	6700	6150	5925	5750	5600	5475	5350	5250	5150	5075	5000	4550

Increase the inflation pressure by 40 kPa (0,4 bar , 7 psi) for : Extensive road driving and use on slopes with inclination more than 20%. Do not exceed maximum pressure. In dual formation the load capacity is 0,88 x single tire load capacity per tire. For high torque field application use 30km/h line.

WATER AND SALT BALLASTING

Tire volume 100%		Water filling 75%		Water/salt filling (75% / -30°C)				Total weight increase	
Litres	Gallons	Litres	Gallons	Water		Salt		kg	lbs
				Litres	Gallons	kg	lbs		
599	158	449	119	369	97	188	414	557	1228

(CaCl₂, 75%, -30°C) Always use a tube when filled with water/salt.

TUBES AND VALVES

Tubeless valve TR618A

STUDDABLE

Studdable Yes	Number of studs 144 pcs
Marked stud positions on tread	Recommended stud 12-20,12-23-12-24,16-19

NOKIAN TYRES GROUND KING 540/65R30 - T445728

Product code	Size	LI/SS	Reinforced code	TL/TT	Rim	Permitted rims	Width (mm)	Diameter (mm)	Loaded static radius (mm)	Rolling circumference (mm)	SRI	Pressure (kPa)	Max. inflation pressure (kPa)	Tread depth (mm)	Tread code	M+S
T445728	540/65R30	155D (152E)	SB	TL	DW18L	DW16L	535	1475	679	4451	700	320	320	50	R-1W	Yes

LOAD CAPACITY FOR TRACTOR, KG

Pressure (kPa)	Tractor													
	5 km/h	10 km/h LT	15 km/h	20 km/h	25 km/h	30 km/h 10 HT	35 km/h	40 km/h	45 km/h	50 km/h	55 km/h	60 km/h	65 km/h	70 km/h
80	3060	2700	2410	2215	2135	2070	2015	1970	1925	1890	1855	1825	1800	1640
120	3910	3450	3080	2830	2725	2645	2575	2520	2460	2415	2370	2335	2300	2095
160	4635	4090	3650	3350	3230	3135	3050	2985	2915	2860	2805	2765	2725	2480
200	5230	4615	4120	3780	3645	3535	3445	3365	3290	3230	3165	3120	3075	2800
240	5695	5025	4490	4120	3970	3855	3750	3670	3585	3520	3450	3400	3350	3050
280	6205	5475	4890	4490	4325	4200	4090	3995	3905	3835	3760	3705	3650	3320
320	6590	5815	5195	4765	4590	4455	4340	4245	4145	4070	3990	3935	3875	3525

Increase the inflation pressure by 40 kPa (0,4 bar , 7 psi) for : Extensive road driving and use on slopes with inclination more than 20%. Do not exceed maximum pressure. In dual formation the load capacity is 0,88 x single tire load capacity per tire. For high torque field application use 30km/h line.

WATER AND SALT BALLASTING

Tire volume 100%		Water filling 75%		Water/salt filling (75% / -30°C)				Total weight increase	
Litres	Gallons	Litres	Gallons	Water		Salt		kg	lbs
				Litres	Gallons	kg	lbs		
435	115	326	86	268	71	136	301	404	891

(CaCl2, 75%, -30°C) Always use a tube when filled with water/salt.

TUBES AND VALVES

Tubeless valve TR618A

STUDDABLE

Studdable Yes	Number of studs 144 pcs
Marked stud positions on tread	Recommended stud 12-20,12-23-12-24,16-19

NOKIAN TYRES GROUND KING 600/70R30 - T445726

Product code	Size	LI/SS	Reinforced code	TL/TT	Rim	Permitted rims	Width (mm)	Diameter (mm)	Loaded static radius (mm)	Rolling circumference (mm)	SRI	Pressure (kPa)	Max. inflation pressure (kPa)	Tread depth (mm)	Tread code	M+S
T445726	600/70R30	165D (161E)	SB	TL	DW20B	DW18L	600	1588	714	4820	750	320	320	55	R-1W	Yes

LOAD CAPACITY FOR TRACTOR, KG

Pressure (kPa)	Tractor													
	5 km/h	10 km/h LT	15 km/h	20 km/h	25 km/h	30 km/h 10 HT	35 km/h	40 km/h	45 km/h	50 km/h	55 km/h	60 km/h	65 km/h	70 km/h
80	4010	3540	3160	2905	2795	2715	2645	2585	2525	2480	2430	2395	2360	2150
120	5100	4500	4020	3690	3555	3450	3360	3285	3210	3150	3090	3045	3000	2730
160	6205	5475	4890	4490	4325	4200	4090	3995	3905	3835	3760	3705	3650	3320
200	6800	6000	5360	4920	4740	4600	4480	4380	4280	4200	4120	4060	4000	3640
240	7225	6375	5695	5230	5035	4890	4760	4655	4550	4465	4380	4315	4250	3870
280	8075	7125	6365	5845	5630	5465	5320	5200	5085	4990	4895	4820	4750	4325
320	8755	7725	6900	6335	6105	5925	5770	5640	5510	5410	5305	5225	5150	4685

Increase the inflation pressure by 40 kPa (0,4 bar , 7 psi) for : Extensive road driving and use on slopes with inclination more than 20%. Do not exceed maximum pressure. In dual formation the load capacity is 0,88 x single tire load capacity per tire. For high torque field application use 30km/h line.

WATER AND SALT BALLASTING

Tire volume 100%		Water filling 75%		Water/salt filling (75% / -30°C)				Total weight increase	
Litres	Gallons	Litres	Gallons	Water		Salt		kg	lbs
				Litres	Gallons	kg	lbs		
584	154	438	116	359	95	183	404	542	1195

(CaCl2, 75%, -30°C) Always use a tube when filled with water/salt.

TUBES AND VALVES

Tubeless valve TR618A

STUDDABLE

Studdable Yes	Number of studs 144 pcs
Marked stud positions on tread	Recommended stud 12-20,12-23-12-24,16-19

NOKIAN TYRES GROUND KING 600/65R34 - T445729

Product code	Size	LI/SS	Reinforced code	TL/TT	Rim	Permitted rims	Width (mm)	Diameter (mm)	Loaded static radius (mm)	Rolling circumference (mm)	SRI	Pressure (kPa)	Max. inflation pressure (kPa)	Tread depth (mm)	Tread code	M+S
T445729	600/65R34	163D (159E)	SB	TL	DW20B	DW18L	600	1644	751	5016	775	320	320	55	R-1W	Yes

LOAD CAPACITY FOR TRACTOR, KG

Pressure (kPa)	Tractor													
	5 km/h	10 km/h LT	15 km/h	20 km/h	25 km/h	30 km/h 10 HT	35 km/h	40 km/h	45 km/h	50 km/h	55 km/h	60 km/h	65 km/h	70 km/h
80	3810	3360	3000	2755	2655	2575	2510	2455	2395	2350	2305	2275	2240	2040
120	4930	4350	3885	3565	3435	3335	3250	3175	3105	3045	2985	2945	2900	2640
160	5865	5175	4625	4245	4090	3970	3865	3780	3690	3625	3555	3500	3450	3140
200	6590	5815	5195	4765	4590	4455	4340	4245	4145	4070	3990	3935	3875	3525
240	7015	6190	5530	5075	4890	4745	4620	4515	4415	4330	4250	4185	4125	3755
280	7650	6750	6030	5535	5335	5175	5040	4930	4815	4725	4635	4570	4500	4095
320	8290	7315	6535	5995	5775	5605	5460	5340	5215	5120	5020	4950	4875	4435

Increase the inflation pressure by 40 kPa (0,4 bar , 7 psi) for : Extensive road driving and use on slopes with inclination more than 20%. Do not exceed maximum pressure. In dual formation the load capacity is 0,88 x single tire load capacity per tire. For high torque field application use 30km/h line.

WATER AND SALT BALLASTING

Tire volume 100%		Water filling 75%		Water/salt filling (75% / -30°C)				Total weight increase	
Litres	Gallons	Litres	Gallons	Water		Salt		kg	lbs
				Litres	Gallons	kg	lbs		
595	157	446	118	366	97	187	412	553	1219

(CaCl2, 75%, -30°C) Always use a tube when filled with water/salt.

TUBES AND VALVES

Tubeless valve TR618A

STUDDABLE

Studdable Yes	Number of studs 144 pcs
Marked stud positions on tread	Recommended stud 12-20,12-23-12-24,16-19

NOKIAN TYRES GROUND KING 600/70R34 - T445730

Product code	Size	LI/SS	Reinforced code	TL/TT	Rim	Permitted rims	Width (mm)	Diameter (mm)	Loaded static radius (mm)	Rolling circumference (mm)	SRI	Pressure (kPa)	Max. inflation pressure (kPa)	Tread depth (mm)	Tread code	M+S
T445730	600/70R34	167D (163E)	SB	TL	DW20B	DW18L	594	1701	771	5170	800	320	320	55	R-1W	Yes

LOAD CAPACITY FOR TRACTOR, KG

Pressure (kPa)	Tractor														
	5 km/h	10 km/h LT	15 km/h	20 km/h	25 km/h	30 km/h 10 HT	35 km/h	40 km/h	45 km/h	50 km/h	55 km/h	60 km/h	65 km/h	70 km/h	
80	4250	3750	3350	3075	2965	2875	2800	2740	2675	2625	2575	2540	2500	2275	
120	5355	4725	4220	3875	3735	3625	3530	3450	3370	3310	3245	3195	3150	2865	
160	6590	5815	5195	4765	4590	4455	4340	4245	4145	4070	3990	3935	3875	3525	
200	7225	6375	5695	5230	5035	4890	4760	4655	4550	4465	4380	4315	4250	3870	
240	7650	6750	6030	5535	5335	5175	5040	4930	4815	4725	4635	4570	4500	4095	
280	8500	7500	6700	6150	5925	5750	5600	5475	5350	5250	5150	5075	5000	4550	
320	9265	8175	7305	6705	6460	6270	6105	5970	5830	5725	5615	5530	5450	4960	

Increase the inflation pressure by 40 kPa (0,4 bar , 7 psi) for : Extensive road driving and use on slopes with inclination more than 20%. Do not exceed maximum pressure. In dual formation the load capacity is 0,88 x single tire load capacity per tire. For high torque field application use 30km/h line.

WATER AND SALT BALLASTING

Tire volume 100%		Water filling 75%		Water/salt filling (75% / -30°C)				Total weight increase	
Litres	Gallons	Litres	Gallons	Water		Salt		kg	lbs
				Litres	Gallons	kg	lbs		
652	172	489	129	401	106	205	451	606	1336

(CaCl2, 75%, -30°C) Always use a tube when filled with water/salt.

TUBES AND VALVES

Tubeless valve TR618A

STUDDABLE

Studdable Yes	Number of studs 144 pcs
Marked stud positions on tread	Recommended stud 12-20,12-23-12-24,16-19

NOKIAN TYRES GROUND KING 650/65R34 - T445731

Product code	Size	LI/SS	Reinforced code	TL/TT	Rim	Width (mm)	Diameter (mm)	Loaded static radius (mm)	Rolling circumference (mm)	SRI	Pressure (kPa)	Max. inflation pressure (kPa)	Tread depth (mm)	Tread code	M+S
T445731	650/65R34	167D (164E)	SB	TL	DW20B	632	1700	769	5173	825	320	320	55	R-1W	Yes

LOAD CAPACITY FOR TRACTOR, KG

Pressure (kPa)	Tractor													
	5 km/h	10 km/h LT	15 km/h	20 km/h	25 km/h	30 km/h 10 HT	35 km/h	40 km/h	45 km/h	50 km/h	55 km/h	60 km/h	65 km/h	70 km/h
80	4380	3865	3450	3165	3050	2960	2885	2820	2755	2705	2650	2615	2575	2345
120	5525	4875	4355	4000	3850	3740	3640	3560	3480	3415	3350	3300	3250	2960
160	6590	5815	5195	4765	4590	4455	4340	4245	4145	4070	3990	3935	3875	3525
200	7440	6565	5865	5380	5185	5030	4900	4790	4680	4595	4505	4440	4375	3980
240	7865	6940	6200	5690	5480	5320	5180	5065	4950	4855	4765	4695	4625	4210
280	8755	7725	6900	6335	6105	5925	5770	5640	5510	5410	5305	5225	5150	4685
320	9265	8175	7305	6705	6460	6270	6105	5970	5830	5725	5615	5530	5450	4960

Increase the inflation pressure by 40 kPa (0,4 bar , 7 psi) for : Extensive road driving and use on slopes with inclination more than 20%. Do not exceed maximum pressure. In dual formation the load capacity is 0,88 x single tire load capacity per tire. For high torque field application use 30km/h line.

WATER AND SALT BALLASTING

Tire volume 100%		Water filling 75%		Water/salt filling (75% / -30°C)				Total weight increase	
Litres	Gallons	Litres	Gallons	Water		Salt		kg	lbs
				Litres	Gallons	kg	lbs		
722	191	542	143	444	117	227	499	671	1479

(CaCl2, 75%, -30°C) Always use a tube when filled with water/salt.

TUBES AND VALVES

Tubeless valve TR618A

STUDDABLE

Studdable Yes	Number of studs 144 pcs
Marked stud positions on tread	Recommended stud 12-20,12-23-12-24,16-19

NOKIAN TYRES GROUND KING 520/70R38 - T445732

Product code	Size	LI/SS	Reinforced code	TL/TT	Rim	Permitted rims	Width (mm)	Diameter (mm)	Loaded static radius (mm)	Rolling circumference (mm)	SRI	Pressure (kPa)	Max. inflation pressure (kPa)	Tread depth (mm)	Tread code	M+S
T445732	520/70R38	160D (157E)	SB	TL	DW16L	DW18L, DW15L	516	1752	803	5342	825	320	320	55	R-1W	Yes

LOAD CAPACITY FOR TRACTOR, KG

Pressure (kPa)	Tractor													
	5 km/h	10 km/h LT	15 km/h	20 km/h	25 km/h	30 km/h 10 HT	35 km/h	40 km/h	45 km/h	50 km/h	55 km/h	60 km/h	65 km/h	70 km/h
80	3605	3180	2840	2610	2510	2440	2375	2320	2270	2225	2185	2150	2120	1930
120	4635	4090	3650	3350	3230	3135	3050	2985	2915	2860	2805	2765	2725	2480
160	5525	4875	4355	4000	3850	3740	3640	3560	3480	3415	3350	3300	3250	2960
200	6205	5475	4890	4490	4325	4200	4090	3995	3905	3835	3760	3705	3650	3320
240	6590	5815	5195	4765	4590	4455	4340	4245	4145	4070	3990	3935	3875	3525
280	7225	6375	5695	5230	5035	4890	4760	4655	4550	4465	4380	4315	4250	3870
320	7650	6750	6030	5535	5335	5175	5040	4930	4815	4725	4635	4570	4500	4095

Increase the inflation pressure by 40 kPa (0,4 bar , 7 psi) for : Extensive road driving and use on slopes with inclination more than 20%. Do not exceed maximum pressure. In dual formation the load capacity is 0,88 x single tire load capacity per tire. For high torque field application use 30km/h line.

WATER AND SALT BALLASTING

Tire volume 100%		Water filling 75%		Water/salt filling (75% / -30°C)				Total weight increase	
Litres	Gallons	Litres	Gallons	Water		Salt		kg	lbs
				Litres	Gallons	kg	lbs		
547	145	410	108	337	89	172	378	509	1122

(CaCl2, 75%, -30°C) Always use a tube when filled with water/salt.

TUBES AND VALVES

Tubeless valve
TR618A

STUDDABLE

Studdable
Yes

Number of studs
144 pcs

Marked stud positions on tread

Recommended stud
12-20,12-23-12-24,16-19

NOKIAN TYRES GROUND KING 580/70R38 - T445734

Product code	Size	LI/SS	Reinforced code	TL/TT	Rim	Width (mm)	Diameter (mm)	Loaded static radius (mm)	Rolling circumference (mm)	SRI	Pressure (kPa)	Max. inflation pressure (kPa)	Tread depth (mm)	Tread code	M+S
T445734	580/70R38	166D (163E)	SB	TL	DW18L	577	1829	835	5574	875	320	320	56	R-1W	Yes

LOAD CAPACITY FOR TRACTOR, KG

Pressure (kPa)	Tractor													
	5 km/h	10 km/h LT	15 km/h	20 km/h	25 km/h	30 km/h 10 HT	35 km/h	40 km/h	45 km/h	50 km/h	55 km/h	60 km/h	65 km/h	70 km/h
80	4250	3750	3350	3075	2965	2875	2800	2740	2675	2625	2575	2540	2500	2275
120	5355	4725	4220	3875	3735	3625	3530	3450	3370	3310	3245	3195	3150	2865
160	6590	5815	5195	4765	4590	4455	4340	4245	4145	4070	3990	3935	3875	3525
200	7225	6375	5695	5230	5035	4890	4760	4655	4550	4465	4380	4315	4250	3870
240	7650	6750	6030	5535	5335	5175	5040	4930	4815	4725	4635	4570	4500	4095
280	8500	7500	6700	6150	5925	5750	5600	5475	5350	5250	5150	5075	5000	4550
320	9010	7950	7100	6520	6280	6095	5935	5805	5670	5565	5460	5380	5300	4825

Increase the inflation pressure by 40 kPa (0,4 bar , 7 psi) for : Extensive road driving and use on slopes with inclination more than 20%. Do not exceed maximum pressure. In dual formation the load capacity is 0,88 x single tire load capacity per tire. For high torque field application use 30km/h line.

WATER AND SALT BALLASTING

Tire volume 100%		Water filling 75%		Water/salt filling (75% / -30°C)				Total weight increase	
Litres	Gallons	Litres	Gallons	Water		Salt		kg	lbs
				Litres	Gallons	kg	lbs		
698	184	524	138	430	113	219	483	649	1431

(CaCl₂, 75%, -30°C) Always use a tube when filled with water/salt.

TUBES AND VALVES

Tubeless valve TR618A

STUDDABLE

Studdable Yes	Number of studs 144 pcs
Marked stud positions on tread	Recommended stud 12-20,12-23-12-24,16-19

NOKIAN TYRES GROUND KING 600/65R38 - T445765

Product code	Size	LI/SS	Reinforced code	TL/TT	Rim	Permitted rims	Width (mm)	Diameter (mm)	Loaded static radius (mm)	Rolling circumference (mm)	SRI	Pressure (kPa)	Max. inflation pressure (kPa)	Tread depth (mm)	Tread code	M+S
T445765	600/65R38	165D (161E)	SB	TL	DW20B	DW18L	601	1745	798	5321	825	320	320	55	R-1W	Yes

LOAD CAPACITY FOR TRACTOR, KG

Pressure (kPa)	Tractor														
	5 km/h	10 km/h LT	15 km/h	20 km/h	25 km/h	30 km/h 10 HT	35 km/h	40 km/h	45 km/h	50 km/h	55 km/h	60 km/h	65 km/h	70 km/h	
80	4010	3540	3160	2905	2795	2715	2645	2585	2525	2480	2430	2395	2360	2150	
120	5230	4615	4120	3780	3645	3535	3445	3365	3290	3230	3165	3120	3075	2800	
160	6205	5475	4890	4490	4325	4200	4090	3995	3905	3835	3760	3705	3650	3320	
200	6800	6000	5360	4920	4740	4600	4480	4380	4280	4200	4120	4060	4000	3640	
240	7440	6565	5865	5380	5185	5030	4900	4790	4680	4595	4505	4440	4375	3980	
280	8075	7125	6365	5845	5630	5465	5320	5200	5085	4990	4895	4820	4750	4325	
320	8755	7725	6900	6335	6105	5925	5770	5640	5510	5410	5305	5225	5150	4685	

Increase the inflation pressure by 40 kPa (0,4 bar , 7 psi) for : Extensive road driving and use on slopes with inclination more than 20%. Do not exceed maximum pressure. In dual formation the load capacity is 0,88 x single tire load capacity per tire. For high torque field application use 30km/h line.

WATER AND SALT BALLASTING

Tire volume 100%		Water filling 75%		Water/salt filling (75% / -30°C)				Total weight increase	
Litres	Gallons	Litres	Gallons	Water		Salt		kg	lbs
				Litres	Gallons	kg	lbs		
639	169	479	127	393	104	200	442	593	1307

(CaCl2, 75%, -30°C) Always use a tube when filled with water/salt.

TUBES AND VALVES

Tubeless valve TR618A

STUDDABLE

Studdable Yes	Number of studs 144 pcs
Marked stud positions on tread	Recommended stud 12-20,12-23-12-24,16-19

NOKIAN TYRES GROUND KING 650/65R38 - T445738

Product code	Size	LI/SS	Reinforced code	TL/TT	Rim	Width (mm)	Diameter (mm)	Loaded static radius (mm)	Rolling circumference (mm)	SRI	Pressure (kPa)	Max. inflation pressure (kPa)	Tread depth (mm)	Tread code	M+S
T445738	650/65R38	169D (166E)	SB	TL	DW20B	635	1820	827	5540	875	320	320	59	R-1W	Yes

LOAD CAPACITY FOR TRACTOR, KG

Pressure (kPa)	Tractor													
	5 km/h	10 km/h LT	15 km/h	20 km/h	25 km/h	30 km/h 10 HT	35 km/h	40 km/h	45 km/h	50 km/h	55 km/h	60 km/h	65 km/h	70 km/h
80	4505	3975	3550	3260	3140	3050	2970	2900	2835	2785	2730	2690	2650	2410
120	5865	5175	4625	4245	4090	3970	3865	3780	3690	3625	3555	3500	3450	3140
160	7015	6190	5530	5075	4890	4745	4620	4515	4415	4330	4250	4185	4125	3755
200	7650	6750	6030	5535	5335	5175	5040	4930	4815	4725	4635	4570	4500	4095
240	8290	7315	6535	5995	5775	5605	5460	5340	5215	5120	5020	4950	4875	4435
280	9010	7950	7100	6520	6280	6095	5935	5805	5670	5565	5460	5380	5300	4825
320	9860	8700	7770	7135	6875	6670	6495	6350	6205	6090	5975	5885	5800	5280

Increase the inflation pressure by 40 kPa (0,4 bar , 7 psi) for : Extensive road driving and use on slopes with inclination more than 20%. Do not exceed maximum pressure. In dual formation the load capacity is 0,88 x single tire load capacity per tire. For high torque field application use 30km/h line.

WATER AND SALT BALLASTING

Tire volume 100%		Water filling 75%		Water/salt filling (75% / -30°C)				Total weight increase	
Litres	Gallons	Litres	Gallons	Water		Salt		kg	lbs
				Litres	Gallons	kg	lbs		
796	210	597	158	490	129	250	551	740	1631

(CaCl₂, 75%, -30°C) Always use a tube when filled with water/salt.

TUBES AND VALVES

Tubeless valve TR618A

STUDDABLE

Studdable Yes	Number of studs 144 pcs
Marked stud positions on tread	Recommended stud 12-20,12-23-12-24,16-19

NOKIAN TYRES GROUND KING 650/85R38 - T445743

Product code	Size	LI/SS	Reinforced code	TL/TT	Rim	Permitted rims	Width (mm)	Diameter (mm)	Loaded static radius (mm)	Rolling circumference (mm)	SRI	Pressure (kPa)	Max. inflation pressure (kPa)	Tread depth (mm)	Tread code	M+S
T445743	650/85R38	178D (175E)	SB	TL	DW20B	DW21B, DW23B	645	2071	933	6272	975	320	320	63	R-1W	Yes

LOAD CAPACITY FOR TRACTOR, KG

Pressure (kPa)	Tractor													
	5 km/h	10 km/h LT	15 km/h	20 km/h	25 km/h	30 km/h 10 HT	35 km/h	40 km/h	45 km/h	50 km/h	55 km/h	60 km/h	65 km/h	70 km/h
80	6035	5325	4755	4365	4205	4085	3975	3885	3800	3730	3655	3605	3550	3230
120	7650	6750	6030	5535	5335	5175	5040	4930	4815	4725	4635	4570	4500	4095
160	9265	8175	7305	6705	6460	6270	6105	5970	5830	5725	5615	5530	5450	4960
200	10200	9000	8040	7380	7110	6900	6720	6570	6420	6300	6180	6090	6000	5460
240	11050	9750	8710	7995	7705	7475	7280	7120	6955	6825	6695	6600	6500	5915
280	12070	10650	9515	8735	8415	8165	7950	7775	7595	7455	7315	7205	7100	6460
320	12750	11250	10050	9225	8890	8625	8400	8215	8025	7875	7725	7615	7500	6825

Increase the inflation pressure by 40 kPa (0,4 bar , 7 psi) for : Extensive road driving and use on slopes with inclination more than 20%. Do not exceed maximum pressure. In dual formation the load capacity is 0,88 x single tire load capacity per tire. For high torque field application use 30km/h line.

WATER AND SALT BALLASTING

Tire volume 100%		Water filling 75%		Water/salt filling (75% / -30°C)				Total weight increase	
Litres	Gallons	Litres	Gallons	Water		Salt		kg	lbs
				Litres	Gallons	kg	lbs		
1158	306	869	229	713	188	363	801	1076	2372

(CaCl2, 75%, -30°C) Always use a tube when filled with water/salt.

TUBES AND VALVES

Tubeless valve TR618A

STUDDABLE

Studdable Yes	Number of studs 144 pcs
Marked stud positions on tread	Recommended stud 12-20,12-23-12-24,16-19

NOKIAN TYRES GROUND KING 710/70R38 - T445744

Product code	Size	LI/SS	Reinforced code	TL/TT	Rim	Permitted rims	Width (mm)	Diameter (mm)	Loaded static radius (mm)	Rolling circumference (mm)	SRI	Pressure (kPa)	Max. inflation pressure (kPa)	Tread depth (mm)	Tread code	M+S
T445744	710/70R38	177D (174E)	SB	TL	DW23B	DW25B	705	1953	884	5934	925	320	320	62	R-1W	Yes

LOAD CAPACITY FOR TRACTOR, KG

Pressure (kPa)	Tractor													
	5 km/h	10 km/h LT	15 km/h	20 km/h	25 km/h	30 km/h 10 HT	35 km/h	40 km/h	45 km/h	50 km/h	55 km/h	60 km/h	65 km/h	70 km/h
80	5695	5025	4490	4120	3970	3855	3750	3670	3585	3520	3450	3400	3350	3050
120	7440	6565	5865	5380	5185	5030	4900	4790	4680	4595	4505	4440	4375	3980
160	9010	7950	7100	6520	6280	6095	5935	5805	5670	5565	5460	5380	5300	4825
200	9860	8700	7770	7135	6875	6670	6495	6350	6205	6090	5975	5885	5800	5280
240	10455	9225	8240	7565	7290	7075	6890	6735	6580	6460	6335	6240	6150	5595
280	11730	10350	9245	8485	8175	7935	7730	7555	7385	7245	7105	7005	6900	6280
320	12410	10950	9780	8980	8650	8395	8175	7995	7810	7665	7520	7410	7300	6645

Increase the inflation pressure by 40 kPa (0,4 bar , 7 psi) for : Extensive road driving and use on slopes with inclination more than 20%. Do not exceed maximum pressure. In dual formation the load capacity is 0,88 x single tire load capacity per tire. For high torque field application use 30km/h line.

WATER AND SALT BALLASTING

Tire volume 100%		Water filling 75%		Water/salt filling (75% / -30°C)				Total weight increase	
				Water		Salt			
Litres	Gallons	Litres	Gallons	Litres	Gallons	kg	lbs	kg	lbs
1061	280	796	210	653	172	333	734	986	2174

(CaCl2, 75%, -30°C) Always use a tube when filled with water/salt.

TUBES AND VALVES

Tubeless valve TR618A

STUDDABLE

Studdable Yes	Number of studs 144 pcs
Marked stud positions on tread	Recommended stud 12-20,12-23-12-24,16-19

NOKIAN TYRES GROUND KING 650/65R42 - T445727

Product code	Size	LI/SS	Reinforced code	TL/TT	Rim	Width (mm)	Diameter (mm)	Loaded static radius (mm)	Rolling circumference (mm)	SRI	Pressure (kPa)	Max. inflation pressure (kPa)	Tread depth (mm)	Tread code	M+S
T445727	650/65R42	170D (167E)	SB	TL	DW20B	634	1913	872	5811	925	320	320	59	R-1W	Yes

LOAD CAPACITY FOR TRACTOR, KG

Pressure (kPa)	Tractor													
	5 km/h	10 km/h LT	15 km/h	20 km/h	25 km/h	30 km/h 10 HT	35 km/h	40 km/h	45 km/h	50 km/h	55 km/h	60 km/h	65 km/h	70 km/h
80	4760	4200	3750	3445	3320	3220	3135	3065	2995	2940	2885	2840	2800	2550
120	6205	5475	4890	4490	4325	4200	4090	3995	3905	3835	3760	3705	3650	3320
160	7225	6375	5695	5230	5035	4890	4760	4655	4550	4465	4380	4315	4250	3870
200	8075	7125	6365	5845	5630	5465	5320	5200	5085	4990	4895	4820	4750	4325
240	8755	7725	6900	6335	6105	5925	5770	5640	5510	5410	5305	5225	5150	4685
280	9520	8400	7505	6890	6635	6440	6270	6130	5990	5880	5770	5685	5600	5095
320	10200	9000	8040	7380	7110	6900	6720	6570	6420	6300	6180	6090	6000	5460

Increase the inflation pressure by 40 kPa (0,4 bar , 7 psi) for : Extensive road driving and use on slopes with inclination more than 20%. Do not exceed maximum pressure. In dual formation the load capacity is 0,88 x single tire load capacity per tire. For high torque field application use 30km/h line.

WATER AND SALT BALLASTING

Tire volume 100%		Water filling 75%		Water/salt filling (75% / -30°C)				Total weight increase	
				Water		Salt			
Litres	Gallons	Litres	Gallons	Litres	Gallons	kg	lbs	kg	lbs
842	222	632	167	518	137	264	582	782	1724

(CaCl2, 75%, -30°C) Always use a tube when filled with water/salt.

TUBES AND VALVES

Tubeless valve TR618A

STUDDABLE

Studdable Yes	Number of studs 144 pcs
Marked stud positions on tread	Recommended stud 12-20,12-23-12-24,16-19

NOKIAN TYRES GROUND KING 710/70R42 - T445725

Product code	Size	LI/SS	Reinforced code	TL/TT	Rim	Width (mm)	Diameter (mm)	Loaded static radius (mm)	Rolling circumference (mm)	SRI	Pressure (kPa)	Max. inflation pressure (kPa)	Tread depth (mm)	Tread code	M+S
T445725	710/70R42	179D (175E)	SB	TL	DW23B	706	2059	933	6245	975	320	320	62	R-1W	Yes

LOAD CAPACITY FOR TRACTOR, KG

Pressure (kPa)	Tractor													
	5 km/h	10 km/h LT	15 km/h	20 km/h	25 km/h	30 km/h 10 HT	35 km/h	40 km/h	45 km/h	50 km/h	55 km/h	60 km/h	65 km/h	70 km/h
80	6035	5325	4755	4365	4205	4085	3975	3885	3800	3730	3655	3605	3550	3230
120	7650	6750	6030	5535	5335	5175	5040	4930	4815	4725	4635	4570	4500	4095
160	9520	8400	7505	6890	6635	6440	6270	6130	5990	5880	5770	5685	5600	5095
200	10455	9225	8240	7565	7290	7075	6890	6735	6580	6460	6335	6240	6150	5595
240	11050	9750	8710	7995	7705	7475	7280	7120	6955	6825	6695	6600	6500	5915
280	12070	10650	9515	8735	8415	8165	7950	7775	7595	7455	7315	7205	7100	6460
320	13175	11625	10385	9535	9185	8915	8680	8485	8295	8140	7985	7865	7750	7055

Increase the inflation pressure by 40 kPa (0,4 bar , 7 psi) for : Extensive road driving and use on slopes with inclination more than 20%. Do not exceed maximum pressure. In dual formation the load capacity is 0,88 x single tire load capacity per tire. For high torque field application use 30km/h line.

WATER AND SALT BALLASTING

Tire volume 100%		Water filling 75%		Water/salt filling (75% / -30°C)				Total weight increase	
				Water		Salt			
Litres	Gallons	Litres	Gallons	Litres	Gallons	kg	lbs	kg	lbs
1142	302	857	226	703	186	358	790	1061	2339

(CaCl2, 75%, -30°C) Always use a tube when filled with water/salt.

TUBES AND VALVES

Tubeless valve TR618A

STUDDABLE

Studdable Yes	Number of studs 144 pcs
Marked stud positions on tread	Recommended stud 12-20,12-23-12-24,16-19

NOKIAN TYRES GROUND KING 710/75R42 - T445722

Product code	Size	LI/SS	Reinforced code	TL/TT	Rim	Width (mm)	Diameter (mm)	Loaded static radius (mm)	Rolling circumference (mm)	SRI	Pressure (kPa)	Max. inflation pressure (kPa)	Tread depth (mm)	Tread code	M+S
T445722	710/75R42	181D (178E)	SB	TL	DW23B	703	2132	964	6476	1000	320	320	62	R-1W	Yes

LOAD CAPACITY FOR TRACTOR, KG

Pressure (kPa)	Tractor													
	5 km/h	10 km/h LT	15 km/h	20 km/h	25 km/h	30 km/h 10 HT	35 km/h	40 km/h	45 km/h	50 km/h	55 km/h	60 km/h	65 km/h	70 km/h
80	6375	5625	5025	4615	4445	4315	4200	4105	4015	3940	3865	3805	3750	3415
120	8290	7315	6535	5995	5775	5605	5460	5340	5215	5120	5020	4950	4875	4435
160	10200	9000	8040	7380	7110	6900	6720	6570	6420	6300	6180	6090	6000	5460
200	11050	9750	8710	7995	7705	7475	7280	7120	6955	6825	6695	6600	6500	5915
240	11730	10350	9245	8485	8175	7935	7730	7555	7385	7245	7105	7005	6900	6280
280	12750	11250	10050	9225	8890	8625	8400	8215	8025	7875	7725	7615	7500	6825
320	14025	12375	11055	10150	9775	9490	9240	9035	8830	8665	8500	8375	8250	7510

Increase the inflation pressure by 40 kPa (0,4 bar , 7 psi) for : Extensive road driving and use on slopes with inclination more than 20%. Do not exceed maximum pressure. In dual formation the load capacity is 0,88 x single tire load capacity per tire. For high torque field application use 30km/h line.

WATER AND SALT BALLASTING

Tire volume 100%		Water filling 75%		Water/salt filling (75% / -30°C)				Total weight increase	
Litres	Gallons	Litres	Gallons	Water		Salt		kg	lbs
				Litres	Gallons	kg	lbs		
1261	333	946	250	776	205	396	872	1172	2584

(CaCl2, 75%, -30°C) Always use a tube when filled with water/salt.

TUBES AND VALVES

Tubeless valve TR618A

STUDDABLE

Studdable Yes	Number of studs 144 pcs
Marked stud positions on tread	Recommended stud 12-20,12-23-12-24,16-19

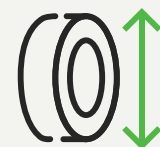
NOKIAN TYRES HAKKAPELIITTA TRI

A M+S BLOCK PATTERNED TIRE WITH SUPERIOR WINTER GRIP FOR YEAR- ROUND WORK IN BUILT ENVIRONMENTS

- Safety and effectivity with siped M+S block pattern and all-season grip compound.
- High level comfort due to low noise and vibration design.
- Use economy in year round use with long service life tread compound and energy efficiency.



2026-07-07



AVAILABLE SIZES

- 250/75R16 - T845540
- 250/80R16 - T845541
- 340/80R18 - T445665
- 400/60R18 - T445667
- 400/70R18 - T445832
- 360/70R20 - T445756
- 360/80R20 - T445666
- 400/70R20 - T445636
- 300/80R24 - T445757
- 340/80R24 - T445753
- 360/80R24 - T445587
- 400/80R24 - T445582
- 420/65R24 - T445586
- 440/80R24 - T445634
- 460/70R24 - T445669
- 500/70R24 - T445671
- 540/70R24 - T445672
- 360/80R28 - T445752
- 400/80R28 - T445584
- 440/80R28 - T445563
- 540/65R28 - T445772
- 440/80R30 - T445758
- 480/80R30 - T445754
- 540/65R30 - T445609
- 540/65R30 - T445736
- 600/70R30 - T445848
- 440/80R34 - T445588
- 480/80R34 - T445583
- 600/70R34 - T445700
- 480/80R38 - T445585
- 540/80R38 - T445564
- 650/65R38 - T445773
- 650/65R42 - T445595
- 710/70R42 - T445847

NOKIAN TYRES HAKKAPELIITTA TRI

ALL SIZES FOR TRACTOR

Product code	Size	Equivalent size	LI/SS	Reinforced code	TL/TT	Rim	Permitted rims	Width (mm)	Diameter (mm)	Loaded static radius (mm)	Rolling circumference (mm)	SRI	Pressure (kPa)	Max. inflation pressure (kPa)	Tread depth (mm)	Tread code	M+S	Load capacity for constant load, kg					
																		Speed (km/h)					
																		40	45	50	55	60	65
T845540	250/75R16		120G		TL	8	W7, 7, 7J, W8, 8J, W9, 9, 9J	258	783	363	2390	370	450	450	16	R-4	Yes	1670	1625	1565	1525	1495	1450
T845541	250/80R16	7.5R16	119G		TL	8	W7, 7, 7J, W8, 8J, W9, 9, 9J	275	818	377	2494	390	450	450	17	R-4	Yes	1785	1735	1675	1630	1595	1550
T445667	400/60R18		148A8 (143D)	SB	TL	13		400	950	427	2870	450	500	500	26	R-4	Yes	3135	3050	2945	2860	2805	2725
T445756	360/70R20		136A8 (131D)	SB	TL	W11	10, W10, 12, W12	343	1029	466	3111	475	320	320	24	R-4	Yes	2245	2185	2105	2050	2010	1950
T445757	300/80R24	11.2R24	133A8 (128D)	SB	TL	DW10	W9, W10, W11, DW11	301	1077	492	3260	525	320	320	24	R-4	Yes	2070	2015	1945	1890	1855	1800
T445753	340/80R24	12.4R24	140A8 (135D)	SB	TL	DW11	DW10, DW12	333	1138	517	3445	550	320	320	24	R-4	Yes	2505	2440	2355	2290	2245	2180
T445587	360/80R24	13.6R24	143A8 (138D)	SB	TL	DW11	DW10, DW12, DW13	357	1185	543	3600	575	320	320	24	R-4	Yes	2795	2720	2625	2550	2505	2430
T445582	400/80R24	14.9R24	149A8 (144D)	SB	TL	DW13	DW12, DW14L	399	1248	567	3770	600	320	320	25	R-4	Yes	3220	3135	3025	2940	2885	2800
T445634	440/80R24	16.9R24	154A8 (149D)	SB	TL	DW14L	DW15L	435	1294	585	3921	625	320	320	26	R-4	Yes	3740	3640	3510	3415	3350	3250
T445752	360/80R28	13.6R28	146A8 (142D)	SB	TL	DW11	DW12, DW13	349	1311	595	3998	625	320	320	24	R-4	Yes	2960	2885	2780	2705	2650	2575
T445584	400/80R28	14.9R28	151A8 (146D)	SB	TL	DW13	DW12, DW14L	400	1351	617	4103	650	320	320	25	R-4	Yes	3535	3445	3320	3230	3165	3075
T445563	440/80R28	16.9R28	156A8 (151D)	SB	TL	DW14L	DW15L, DW16L	440	1414	640	4285	675	320	320	26	R-4	Yes	4085	3975	3835	3730	3655	3550
T445772	540/65R28		160A8 (155D)	SB	TL	DW18L	DW16L	535	1398	634	4243	675	320	320	28	R-4	Yes	4455	4340	4185	4070	3990	3875
T445758	440/80R30	16.9R30	157A8 (153D)	SB	TL	DW14L	DW15L, W16L	435	1455	657	4426	700	320	320	26	R-4	Yes	4200	4090	3940	3835	3760	3650
T445754	480/80R30	18.4R30	162A8 (157D)	SB	TL	DW15L	DW16L, DW18L	466	1536	692	4671	725	320	320	27	R-4	Yes	4745	4620	4455	4330	4250	4125
T445609	540/65R30		161A8 (156D)	SB	TL	DW18L	DW16L	530	1463	665	4430	700	320	320	28	R-4	Yes	4600	4480	4320	4200	4120	4000
T445736	540/65R30		171A8 (166D)	SB	TL	DW18L	DW16L	534	1460	667	4442	700	450	450	28	R-4	Yes	6095	5935	5725	5565	5460	5300
T445848	600/70R30		171A8 (166D)	SB	TL	DW20B	DW18L	602	1581	709	4772	750	320	320	30	R-4	Yes	6095	5935	5725	5565	5460	5300
T445588	440/80R34	16.9R34	159A8 (155D)	SB	TL	DW14L	DW15L, DW16L	442	1570	718	4763	750	320	320	26	R-4	Yes	4455	4340	4185	4070	3990	3875
T445583	480/80R34	18.4R34	164A8 (159D)	SB	TL	DW15L	DW16L, DW18L	482	1631	744	4964	775	320	320	27	R-4	Yes	5030	4900	4725	4595	4505	4375
T445700	600/70R34		172A8 (168D)	SB	TL	DW20B	DW18L	593	1676	755	5102	800	320	320	28	R-4	Yes	6440	6270	6050	5880	5770	5600
T445585	480/80R38	18.4R38	166A8 (161D)	SB	TL	DW15L	DW16L, DW18L	477	1733	792	5284	825	320	320	27	R-4	Yes	5320	5180	4995	4855	4765	4625
T445564	540/80R38		172A8 (167D)	SB	TL	DW18L	DW16L	556	1833	832	5566	875	320	320	27	R-4	Yes	6440	6270	6050	5880	5770	5600
T445773	650/65R38		175A8 (170D)	SB	TL	DW20B	DW21B, DW23B	625	1821	825	5555	875	320	320	31	R-4	Yes	6900	6720	6480	6300	6180	6000
T445595	650/65R42		176A8 (171D)	SB	TL	DW20B	DW18L	627	1912	871	5836	925	320	320	31	R-4	Yes	7075	6890	6640	6460	6335	6150
T445847	710/70R42		185A8 (180D)	SB	TL	DW23B	DW25B	704	2065	857	6251	975	320	320	35	R-4	Yes	9200	8960	8640	8400	8240	8000

ALL SIZES FOR WHEEL LOADER

Product code	Size	Equivalent size	LI/SS	Reinforced code	TL/TT	Rim	Permitted rims	Width (mm)	Diameter (mm)	Loaded static radius (mm)	Rolling circumference (mm)	SRI	Pressure (kPa)	Max. inflation pressure (kPa)	Tread depth (mm)	Tread code	Tube product code	M+S	Load capacity for constant load, kg					
																			Speed (km/h)					
																			40	45	50	55	60	65
T445665	340/80R18	12.5R18	143A8 (138D)	SB	TL	11	W11, 10, W10, 12, W12	328	1001	452	3031	475	400	400	24	R-4		Yes	2715	2645	2550	2480	2430	2360
T445832	400/70R18	16.0/70R18	147A8 (143D)	SB	TL	13	W13, 12, W12	400	1018	458	3068	475	400	400	26	R-4		Yes	3135	3050	2945	2860	2805	2725
T445666	360/80R20	13.6R20	148A8 (143D)	SB	TL	11	W11, 10, W10, 12, W12	360	1093	493	3311	525	400	400	24	R-4		Yes	3135	3050	2945	2860	2805	2725
T445636	400/70R20	16.0/70R20	149A8 (144D)	SB	TL	13		394	1071	485	3231	500	400	400	26	R-4		Yes	3220	3135	3025	2940	2885	2800
T445586	420/65R24		151A8 (146D)	SB	TL	DW13	DW12, DW14L, DW15L	402	1157	520	3487	550	400	400	25	R-4	T55112	Yes	3450	3360	3240	3150	3090	3000
T445669	460/70R24	17.5LR24	166A8 (161D)	SB	TL	DW14L	DW15L	460	1255	557	3792	600	500	500	30	R-4	T55112	Yes	5320	5180	4995	4855	4765	4625
T445671	500/70R24	19.5LR24	171A8 (166D)	SB	TL	DW16L	DW15L, DW18L	500	1314	580	3971	625	500	500	30	R-4		Yes	6095	5935	5725	5565	5460	5300
T445672	540/70R24	21LR24	175A8 (170D)	SB	TL	DW18L	DW16L	540	1367	603	4143	650	500	500	30	R-4		Yes	6900	6720	6480	6300	6180	6000

NOKIAN TYRES HAKKAPELIITTA TRI 250/75R16 - T845540

Product code	Size	LI/SS	TL/TT	Rim	Permitted rims	Width (mm)	Diameter (mm)	Loaded static radius (mm)	Rolling circumference (mm)	SRI	Pressure (kPa)	Max. inflation pressure (kPa)	Tread depth (mm)	Tread code	M+S
T845540	250/75R16	120G	TL	8	W7, 7, 7J, W8, 8J, W9, 9, 9J	258	783	363	2390	370	450	450	16	R-4	Yes

LOAD CAPACITY FOR TRACTOR, KG

Pressure (kPa)	Constant load													
	0 km/h	5 km/h	10 km/h LT	15 km/h	20 km/h	25 km/h	30 km/h 10 HT	35 km/h	40 km/h	45 km/h	50 km/h	55 km/h	60 km/h	65 km/h
80	1285	815	700	635	615	595	585	575	560	545	525	510	500	485
120	1625	1025	885	800	775	750	740	725	705	690	665	645	635	615
160	1980	1255	1080	975	945	915	900	885	865	840	810	790	775	750
200	2180	1380	1190	1075	1040	1005	990	975	950	925	890	865	850	825
240	2310	1460	1260	1140	1105	1070	1050	1035	1005	980	945	920	900	875
280	2575	1630	1405	1270	1230	1190	1170	1150	1120	1090	1055	1025	1005	975
320	2880	1820	1570	1415	1375	1330	1310	1285	1255	1220	1175	1145	1125	1090
360	3115	1970	1700	1535	1485	1440	1415	1390	1355	1320	1275	1240	1215	1180
400	3485	2205	1900	1715	1665	1610	1585	1560	1520	1480	1425	1385	1360	1320
450	3830	2420	2090	1885	1825	1770	1740	1710	1670	1625	1565	1525	1495	1450

WATER AND SALT BALLASTING

Tire volume 100%		Water filling 75%		Water/salt filling (75% / -30°C)				Total weight increase	
				Water		Salt			
Litres	Gallons	Litres	Gallons	Litres	Gallons	kg	lbs	kg	lbs
62	16	47	12	38	10	19	43	57	126

(CaCl2, 75%, -30°C) Always use a tube when filled with water/salt.

TUBES AND VALVES

Tubeless valve TR413

STUDDABLE

Studdable Yes	Number of studs 192 pcs
Marked stud positions on tread	Recommended stud 8-10, 8-11, 8-12, 8-13

NOKIAN TYRES HAKKAPELIITTA TRI 250/80R16 - T845541

Product code	Size	Equivalent size	LI/SS	TL/TT	Rim	Permitted rims	Width (mm)	Diameter (mm)	Loaded static radius (mm)	Rolling circumference (mm)	SRI	Pressure (kPa)	Max. inflation pressure (kPa)	Tread depth (mm)	Tread code	M+S
T845541	250/80R16	7.5R16	119G	TL	8	W7, 7, 7J, W8, 8J, W9, 9, 9J	275	818	377	2494	390	450	450	17	R-4	Yes

LOAD CAPACITY FOR TRACTOR, KG

Pressure (kPa)	Constant load													
	0 km/h	5 km/h	10 km/h LT	15 km/h	20 km/h	25 km/h	30 km/h 10 HT	35 km/h	40 km/h	45 km/h	50 km/h	55 km/h	60 km/h	65 km/h
80	1360	860	740	670	650	630	620	610	590	575	555	540	530	515
120	1715	1085	935	845	820	795	780	765	750	730	700	685	670	650
160	2110	1335	1150	1040	1010	975	960	945	920	895	865	840	825	800
200	2310	1460	1260	1140	1105	1070	1050	1035	1005	980	945	920	900	875
240	2510	1585	1370	1235	1195	1160	1140	1120	1095	1065	1025	1000	980	950
280	2720	1720	1485	1340	1300	1255	1235	1215	1185	1155	1110	1080	1060	1030
320	3035	1920	1655	1495	1450	1405	1380	1355	1325	1290	1240	1210	1185	1150
360	3300	2090	1800	1625	1575	1525	1500	1475	1440	1400	1350	1315	1290	1250
400	3695	2340	2015	1820	1765	1710	1680	1650	1610	1570	1510	1470	1440	1400
450	4090	2590	2230	2015	1955	1890	1860	1830	1785	1735	1675	1630	1595	1550

WATER AND SALT BALLASTING

Tire volume 100%		Water filling 75%		Water/salt filling (75% / -30°C)				Total weight increase	
Litres	Gallons	Litres	Gallons	Water		Salt		kg	lbs
				Litres	Gallons	kg	lbs		
74	20	56	15	46	12	23	51	69	152

(CaCl2, 75%, -30°C) Always use a tube when filled with water/salt.

TUBES AND VALVES

Tubeless valve TR413

STUDDABLE

Studdable Yes	Marked stud positions on tread
Recommended stud 8-10, 8-11, 8-12, 8-13	

NOKIAN TYRES HAKKAPELIITTA TRI 340/80R18 - T445665

Product code	Size	Equivalent size	LI/SS	Reinforced code	TL/TT	Rim	Permitted rims	Width (mm)	Diameter (mm)	Loaded static radius (mm)	Rolling circumference (mm)	SRI	Pressure (kPa)	Max. inflation pressure (kPa)	Tread depth (mm)	Tread code	M+S
T445665	340/80R18	12.5R18	143A8 (138D)	SB	TL	11	W11, 10, W10, 12, W12	328	1001	452	3031	475	400	400	24	R-4	Yes

LOAD CAPACITY FOR WHEEL LOADER, KG

Pressure (kPa)	Constant load													
	0 km/h	5 km/h	10 km/h	15 km/h	20 km/h	25 km/h	30 km/h	35 km/h	40 km/h	45 km/h	50 km/h	55 km/h	60 km/h	65 km/h
80	2310	1460	1260	1140	1105	1070	1050	1035	1005	980	945	920	900	875
120	2955	1870	1615	1455	1410	1365	1345	1320	1290	1255	1210	1175	1155	1120
160	3590	2270	1960	1770	1715	1660	1630	1605	1565	1525	1470	1430	1400	1360
200	3960	2505	2160	1950	1890	1830	1800	1770	1725	1680	1620	1575	1545	1500
240	4225	2670	2305	2080	2015	1950	1920	1890	1840	1790	1730	1680	1650	1600
280	4620	2925	2520	2275	2205	2135	2100	2065	2015	1960	1890	1840	1805	1750
320	5150	3255	2810	2535	2455	2380	2340	2300	2245	2185	2105	2050	2010	1950
360	5595	3540	3055	2755	2670	2585	2545	2500	2440	2375	2290	2225	2185	2120
400	6230	3940	3400	3070	2975	2880	2830	2785	2715	2645	2550	2480	2430	2360

WATER AND SALT BALLASTING

Tire volume 100%		Water filling 75%		Water/salt filling (75% / -30°C)				Total weight increase	
Litres	Gallons	Litres	Gallons	Water		Salt		kg	lbs
				Litres	Gallons	kg	lbs		
140	37	105	28	86	23	44	97	130	287

(CaCl2, 75%, -30°C) Always use a tube when filled with water/salt.

TUBES AND VALVES

Tubeless valve TR618A

STUDDABLE

Studdable Yes	Number of studs 120 pcs
Marked stud positions on tread	Recommended stud 9-15

NOKIAN TYRES HAKKAPELIITTA TRI 400/60R18 - T445667

Product code	Size	LI/SS	Reinforced code	TL/TT	Rim	Width (mm)	Diameter (mm)	Loaded static radius (mm)	Rolling circumference (mm)	SRI	Pressure (kPa)	Max. inflation pressure (kPa)	Tread depth (mm)	Tread code	M+S
T445667	400/60R18	148A8 (143D)	SB	TL	13	400	950	427	2870	450	500	500	26	R-4	Yes

LOAD CAPACITY FOR TRACTOR, KG

Pressure (kPa)	Constant load													
	0 km/h	5 km/h	10 km/h LT	15 km/h	20 km/h	25 km/h	30 km/h 10 HT	35 km/h	40 km/h	45 km/h	50 km/h	55 km/h	60 km/h	65 km/h
80	2180	1380	1190	1075	1040	1005	990	975	950	925	890	865	850	825
120	2800	1770	1525	1380	1335	1295	1270	1250	1220	1185	1145	1115	1090	1060
160	3390	2145	1850	1670	1620	1570	1540	1515	1480	1440	1390	1350	1325	1285
200	3695	2340	2015	1820	1765	1710	1680	1650	1610	1570	1510	1470	1440	1400
240	4090	2590	2230	2015	1955	1890	1860	1830	1785	1735	1675	1630	1595	1550
280	4490	2840	2450	2210	2140	2075	2040	2005	1955	1905	1835	1785	1750	1700
320	4885	3090	2665	2405	2330	2255	2220	2185	2130	2070	2000	1945	1905	1850
360	5440	3440	2965	2680	2595	2515	2470	2430	2370	2305	2225	2165	2120	2060
400	5915	3740	3225	2910	2820	2735	2690	2645	2575	2510	2420	2350	2305	2240
450	6600	4175	3600	3250	3150	3050	3000	2950	2875	2800	2700	2625	2575	2500
500	7195	4550	3925	3545	3435	3325	3270	3215	3135	3050	2945	2860	2805	2725

WATER AND SALT BALLASTING

Tire volume 100%		Water filling 75%		Water/salt filling (75% / -30°C)				Total weight increase	
Litres	Gallons	Litres	Gallons	Water		Salt		kg	lbs
				Litres	Gallons	kg	lbs		
145	38	109	29	89	24	45	100	134	295

(CaCl₂, 75%, -30°C) Always use a tube when filled with water/salt.

TUBES AND VALVES

Tubeless valve TR618A

STUDDABLE

Studdable Yes	Number of studs 120 pcs
Marked stud positions on tread	Recommended stud 9-15

NOKIAN TYRES HAKKAPELIITTA TRI 400/70R18 - T445832

Product code	Size	Equivalent size	LI/SS	Reinforced code	TL/TT	Rim	Permitted rims	Width (mm)	Diameter (mm)	Loaded static radius (mm)	Rolling circumference (mm)	SRI	Pressure (kPa)	Max. inflation pressure (kPa)	Tread depth (mm)	Tread code	M+S
T445832	400/70R18	16.0/70R18	147A8 (143D)	SB	TL	13	W13, 12, W12	400	1018	458	3068	475	400	400	26	R-4	Yes

LOAD CAPACITY FOR WHEEL LOADER, KG

Pressure (kPa)	Constant load													
	0 km/h	5 km/h	10 km/h	15 km/h	20 km/h	25 km/h	30 km/h	35 km/h	40 km/h	45 km/h	50 km/h	55 km/h	60 km/h	65 km/h
80	2640	1670	1440	1300	1260	1220	1200	1180	1150	1120	1080	1050	1030	1000
120	3390	2145	1850	1670	1620	1570	1540	1515	1480	1440	1390	1350	1325	1285
160	4090	2590	2230	2015	1955	1890	1860	1830	1785	1735	1675	1630	1595	1550
200	4490	2840	2450	2210	2140	2075	2040	2005	1955	1905	1835	1785	1750	1700
240	4885	3090	2665	2405	2330	2255	2220	2185	2130	2070	2000	1945	1905	1850
280	5280	3340	2880	2600	2520	2440	2400	2360	2300	2240	2160	2100	2060	2000
320	5915	3740	3225	2910	2820	2735	2690	2645	2575	2510	2420	2350	2305	2240
360	6415	4060	3500	3160	3060	2965	2915	2865	2795	2720	2625	2550	2505	2430
400	7195	4550	3925	3545	3435	3325	3270	3215	3135	3050	2945	2860	2805	2725

WATER AND SALT BALLASTING

Tire volume 100%		Water filling 75%		Water/salt filling (75% / -30°C)				Total weight increase	
Litres	Gallons	Litres	Gallons	Water		Salt		kg	lbs
				Litres	Gallons	kg	lbs		
165	44	124	33	102	27	52	115	154	340

(CaCl2, 75%, -30°C) Always use a tube when filled with water/salt.

STUDDABLE

Studdable Yes	Number of studs 144 pcs
Marked stud positions on tread	

NOKIAN TYRES HAKKAPELIITTA TRI 360/70R20 - T445756

Product code	Size	LI/SS	Reinforced code	TL/TT	Rim	Permitted rims	Width (mm)	Diameter (mm)	Loaded static radius (mm)	Rolling circumference (mm)	SRI	Pressure (kPa)	Max. inflation pressure (kPa)	Tread depth (mm)	Tread code	M+S
T445756	360/70R20	136A8 (131D)	SB	TL	W11	10, W10, 12, W12	343	1029	466	3111	475	320	320	24	R-4	Yes

LOAD CAPACITY FOR TRACTOR, KG

Pressure (kPa)	Constant load													
	0 km/h	5 km/h	10 km/h LT	15 km/h	20 km/h	25 km/h	30 km/h 10 HT	35 km/h	40 km/h	45 km/h	50 km/h	55 km/h	60 km/h	65 km/h
80	2310	1460	1260	1140	1105	1070	1050	1035	1005	980	945	920	900	875
120	3035	1920	1655	1495	1450	1405	1380	1355	1325	1290	1240	1210	1185	1150
160	3695	2340	2015	1820	1765	1710	1680	1650	1610	1570	1510	1470	1440	1400
200	3960	2505	2160	1950	1890	1830	1800	1770	1725	1680	1620	1575	1545	1500
240	4225	2670	2305	2080	2015	1950	1920	1890	1840	1790	1730	1680	1650	1600
280	4750	3005	2590	2340	2270	2195	2160	2125	2070	2015	1945	1890	1855	1800
320	5150	3255	2810	2535	2455	2380	2340	2300	2245	2185	2105	2050	2010	1950

WATER AND SALT BALLASTING

Tire volume 100%		Water filling 75%		Water/salt filling (75% / -30°C)				Total weight increase	
Litres	Gallons	Litres	Gallons	Water		Salt		kg	lbs
				Litres	Gallons	kg	lbs		
142	38	107	28	88	23	45	98	133	293

(CaCl2, 75%, -30°C) Always use a tube when filled with water/salt.

TUBES AND VALVES

Tubeless valve TR618A

STUDDABLE

Studdable Yes	Number of studs 144 pcs
Marked stud positions on tread	Recommended stud 9-15

NOKIAN TYRES HAKKAPELIITTA TRI 360/80R20 - T445666

Product code	Size	Equivalent size	LI/SS	Reinforced code	TL/TT	Rim	Permitted rims	Width (mm)	Diameter (mm)	Loaded static radius (mm)	Rolling circumference (mm)	SRI	Pressure (kPa)	Max. inflation pressure (kPa)	Tread depth (mm)	Tread code	M+S
T445666	360/80R20	13.6R20	148A8 (143D)	SB	TL	11	W11, 10, W10, 12, W12	360	1093	493	3311	525	400	400	24	R-4	Yes

LOAD CAPACITY FOR WHEEL LOADER, KG

Pressure (kPa)	Constant load													
	0 km/h	5 km/h	10 km/h	15 km/h	20 km/h	25 km/h	30 km/h	35 km/h	40 km/h	45 km/h	50 km/h	55 km/h	60 km/h	65 km/h
80	2640	1670	1440	1300	1260	1220	1200	1180	1150	1120	1080	1050	1030	1000
120	3390	2145	1850	1670	1620	1570	1540	1515	1480	1440	1390	1350	1325	1285
160	4090	2590	2230	2015	1955	1890	1860	1830	1785	1735	1675	1630	1595	1550
200	4490	2840	2450	2210	2140	2075	2040	2005	1955	1905	1835	1785	1750	1700
240	4885	3090	2665	2405	2330	2255	2220	2185	2130	2070	2000	1945	1905	1850
280	5280	3340	2880	2600	2520	2440	2400	2360	2300	2240	2160	2100	2060	2000
320	5915	3740	3225	2910	2820	2735	2690	2645	2575	2510	2420	2350	2305	2240
360	6415	4060	3500	3160	3060	2965	2915	2865	2795	2720	2625	2550	2505	2430
400	7195	4550	3925	3545	3435	3325	3270	3215	3135	3050	2945	2860	2805	2725

WATER AND SALT BALLASTING

Tire volume 100%		Water filling 75%		Water/salt filling (75% / -30°C)				Total weight increase	
				Water		Salt			
Litres	Gallons	Litres	Gallons	Litres	Gallons	kg	lbs	kg	lbs
180	48	135	36	111	29	56	124	167	368

(CaCl2, 75%, -30°C) Always use a tube when filled with water/salt.

TUBES AND VALVES

Tubeless valve TR618A

STUDDABLE

Studdable Yes	Number of studs 144 pcs
Marked stud positions on tread	Recommended stud 9-15

NOKIAN TYRES HAKKAPELIITTA TRI 400/70R20 - T445636

Product code	Size	Equivalent size	LI/SS	Reinforced code	TL/TT	Rim	Width (mm)	Diameter (mm)	Loaded static radius (mm)	Rolling circumference (mm)	SRI	Pressure (kPa)	Max. inflation pressure (kPa)	Tread depth (mm)	Tread code	M+S
T445636	400/70R20	16.0/70R20	149A8 (144D)	SB	TL	13	394	1071	485	3231	500	400	400	26	R-4	Yes

LOAD CAPACITY FOR WHEEL LOADER, KG

Pressure (kPa)	Constant load													
	0 km/h	5 km/h	10 km/h	15 km/h	20 km/h	25 km/h	30 km/h	35 km/h	40 km/h	45 km/h	50 km/h	55 km/h	60 km/h	65 km/h
80	2720	1720	1485	1340	1300	1255	1235	1215	1185	1155	1110	1080	1060	1030
120	3485	2205	1900	1715	1665	1610	1585	1560	1520	1480	1425	1385	1360	1320
160	4355	2755	2375	2145	2080	2015	1980	1945	1900	1850	1780	1735	1700	1650
200	4750	3005	2590	2340	2270	2195	2160	2125	2070	2015	1945	1890	1855	1800
240	5015	3175	2735	2470	2395	2320	2280	2240	2185	2130	2050	1995	1955	1900
280	5595	3540	3055	2755	2670	2585	2545	2500	2440	2375	2290	2225	2185	2120
320	6070	3840	3310	2990	2900	2805	2760	2715	2645	2575	2485	2415	2370	2300
360	6800	4300	3710	3350	3245	3140	3090	3040	2960	2885	2780	2705	2650	2575
400	7390	4675	4030	3640	3530	3415	3360	3305	3220	3135	3025	2940	2885	2800

WATER AND SALT BALLASTING

Tire volume 100%		Water filling 75%		Water/salt filling (75% / -30°C)				Total weight increase	
Litres	Gallons	Litres	Gallons	Water		Salt		kg	lbs
				Litres	Gallons	kg	lbs		
180	48	135	36	111	29	56	124	167	368

(CaCl₂, 75%, -30°C) Always use a tube when filled with water/salt.

TUBES AND VALVES

Tubeless valve TR618A

STUDDABLE

Studdable Yes	Number of studs 168 pcs
Marked stud positions on tread	Recommended stud 9-15

NOKIAN TYRES HAKKAPELIITTA TRI 300/80R24 - T445757

Product code	Size	Equivalent size	LI/SS	Reinforced code	TL/TT	Rim	Permitted rims	Width (mm)	Diameter (mm)	Loaded static radius (mm)	Rolling circumference (mm)	SRI	Pressure (kPa)	Max. inflation pressure (kPa)	Tread depth (mm)	Tread code	M+S
T445757	300/80R24	11.2R24	133A8 (128D)	SB	TL	DW10	W9, W10, W11, DW11	301	1077	492	3260	525	320	320	24	R-4	Yes

LOAD CAPACITY FOR TRACTOR, KG

Pressure (kPa)	Constant load													
	0 km/h	5 km/h	10 km/h LT	15 km/h	20 km/h	25 km/h	30 km/h 10 HT	35 km/h	40 km/h	45 km/h	50 km/h	55 km/h	60 km/h	65 km/h
80	2180	1380	1190	1075	1040	1005	990	975	950	925	890	865	850	825
120	2800	1770	1525	1380	1335	1295	1270	1250	1220	1185	1145	1115	1090	1060
160	3390	2145	1850	1670	1620	1570	1540	1515	1480	1440	1390	1350	1325	1285
200	3695	2340	2015	1820	1765	1710	1680	1650	1610	1570	1510	1470	1440	1400
240	3960	2505	2160	1950	1890	1830	1800	1770	1725	1680	1620	1575	1545	1500
280	4355	2755	2375	2145	2080	2015	1980	1945	1900	1850	1780	1735	1700	1650
320	4750	3005	2590	2340	2270	2195	2160	2125	2070	2015	1945	1890	1855	1800

WATER AND SALT BALLASTING

Tire volume 100%		Water filling 75%		Water/salt filling (75% / -30°C)				Total weight increase	
				Water		Salt			
Litres	Gallons	Litres	Gallons	Litres	Gallons	kg	lbs	kg	lbs
114	30	86	23	70	19	36	79	106	234

(CaCl₂, 75%, -30°C) Always use a tube when filled with water/salt.

TUBES AND VALVES

Tubeless valve TR618A

STUDDABLE

Studdable Yes	Number of studs 168 pcs
Marked stud positions on tread	Recommended stud 9-15

NOKIAN TYRES HAKKAPELIITTA TRI 340/80R24 - T445753

Product code	Size	Equivalent size	LI/SS	Reinforced code	TL/TT	Rim	Permitted rims	Width (mm)	Diameter (mm)	Loaded static radius (mm)	Rolling circumference (mm)	SRI	Pressure (kPa)	Max. inflation pressure (kPa)	Tread depth (mm)	Tread code	M+S
T445753	340/80R24	12.4R24	140A8 (135D)	SB	TL	DW11	DW10, DW12	333	1138	517	3445	550	320	320	24	R-4	Yes

LOAD CAPACITY FOR TRACTOR, KG

Pressure (kPa)	Constant load													
	0 km/h	5 km/h	10 km/h LT	15 km/h	20 km/h	25 km/h	30 km/h 10 HT	35 km/h	40 km/h	45 km/h	50 km/h	55 km/h	60 km/h	65 km/h
80	2640	1670	1440	1300	1260	1220	1200	1180	1150	1120	1080	1050	1030	1000
120	3390	2145	1850	1670	1620	1570	1540	1515	1480	1440	1390	1350	1325	1285
160	4090	2590	2230	2015	1955	1890	1860	1830	1785	1735	1675	1630	1595	1550
200	4490	2840	2450	2210	2140	2075	2040	2005	1955	1905	1835	1785	1750	1700
240	4750	3005	2590	2340	2270	2195	2160	2125	2070	2015	1945	1890	1855	1800
280	5280	3340	2880	2600	2520	2440	2400	2360	2300	2240	2160	2100	2060	2000
320	5755	3640	3140	2835	2745	2660	2615	2570	2505	2440	2355	2290	2245	2180

WATER AND SALT BALLASTING

Tire volume 100%		Water filling 75%		Water/salt filling (75% / -30°C)				Total weight increase	
Litres	Gallons	Litres	Gallons	Water		Salt		kg	lbs
				Litres	Gallons	kg	lbs		
154	41	116	31	95	25	49	107	144	317

(CaCl2, 75%, -30°C) Always use a tube when filled with water/salt.

TUBES AND VALVES

Tubeless valve TR618A

STUDDABLE

Studdable Yes	Number of studs 168 pcs
Marked stud positions on tread	Recommended stud 9-15

NOKIAN TYRES HAKKAPELIITTA TRI 360/80R24 - T445587

Product code	Size	Equivalent size	LI/SS	Reinforced code	TL/TT	Rim	Permitted rims	Width (mm)	Diameter (mm)	Loaded static radius (mm)	Rolling circumference (mm)	SRI	Pressure (kPa)	Max. inflation pressure (kPa)	Tread depth (mm)	Tread code	M+S
T445587	360/80R24	13.6R24	143A8 (138D)	SB	TL	DW11	DW10, DW12, DW13	357	1185	543	3600	575	320	320	24	R-4	Yes

LOAD CAPACITY FOR TRACTOR, KG

Pressure (kPa)	Constant load													
	0 km/h	5 km/h	10 km/h LT	15 km/h	20 km/h	25 km/h	30 km/h 10 HT	35 km/h	40 km/h	45 km/h	50 km/h	55 km/h	60 km/h	65 km/h
80	2880	1820	1570	1415	1375	1330	1310	1285	1255	1220	1175	1145	1125	1090
120	3695	2340	2015	1820	1765	1710	1680	1650	1610	1570	1510	1470	1440	1400
160	4490	2840	2450	2210	2140	2075	2040	2005	1955	1905	1835	1785	1750	1700
200	4885	3090	2665	2405	2330	2255	2220	2185	2130	2070	2000	1945	1905	1850
240	5280	3340	2880	2600	2520	2440	2400	2360	2300	2240	2160	2100	2060	2000
280	5755	3640	3140	2835	2745	2660	2615	2570	2505	2440	2355	2290	2245	2180
320	6415	4060	3500	3160	3060	2965	2915	2865	2795	2720	2625	2550	2505	2430

WATER AND SALT BALLASTING

Tire volume 100%		Water filling 75%		Water/salt filling (75% / -30°C)				Total weight increase	
Litres	Gallons	Litres	Gallons	Water		Salt		kg	lbs
				Litres	Gallons	kg	lbs		
205	54	154	41	126	33	64	142	190	419

(CaCl₂, 75%, -30°C) Always use a tube when filled with water/salt.

TUBES AND VALVES

Tubeless valve TR618A

STUDDABLE

Studdable Yes	Number of studs 168 pcs
Marked stud positions on tread	Recommended stud 9-15

NOKIAN TYRES HAKKAPELIITTA TRI 400/80R24 - T445582

Product code	Size	Equivalent size	LI/SS	Reinforced code	TL/TT	Rim	Permitted rims	Width (mm)	Diameter (mm)	Loaded static radius (mm)	Rolling circumference (mm)	SRI	Pressure (kPa)	Max. inflation pressure (kPa)	Tread depth (mm)	Tread code	M+S
T445582	400/80R24	14.9R24	149A8 (144D)	SB	TL	DW13	DW12, DW14L	399	1248	567	3770	600	320	320	25	R-4	Yes

LOAD CAPACITY FOR TRACTOR, KG

Pressure (kPa)	Constant load													
	0 km/h	5 km/h	10 km/h LT	15 km/h	20 km/h	25 km/h	30 km/h 10 HT	35 km/h	40 km/h	45 km/h	50 km/h	55 km/h	60 km/h	65 km/h
80	3390	2145	1850	1670	1620	1570	1540	1515	1480	1440	1390	1350	1325	1285
120	4355	2755	2375	2145	2080	2015	1980	1945	1900	1850	1780	1735	1700	1650
160	5280	3340	2880	2600	2520	2440	2400	2360	2300	2240	2160	2100	2060	2000
200	5755	3640	3140	2835	2745	2660	2615	2570	2505	2440	2355	2290	2245	2180
240	6230	3940	3400	3070	2975	2880	2830	2785	2715	2645	2550	2480	2430	2360
280	6800	4300	3710	3350	3245	3140	3090	3040	2960	2885	2780	2705	2650	2575
320	7390	4675	4030	3640	3530	3415	3360	3305	3220	3135	3025	2940	2885	2800

WATER AND SALT BALLASTING

Tire volume 100%		Water filling 75%		Water/salt filling (75% / -30°C)				Total weight increase	
				Water		Salt			
Litres	Gallons	Litres	Gallons	Litres	Gallons	kg	lbs	kg	lbs
265	70	199	53	163	43	83	183	246	542

(CaCl2, 75%, -30°C) Always use a tube when filled with water/salt.

TUBES AND VALVES

Tubeless valve TR618A

STUDDABLE

Studdable Yes	Number of studs 168 pcs
Marked stud positions on tread	Recommended stud 9-15

NOKIAN TYRES HAKKAPELIITTA TRI 420/65R24 - T445586

Product code	Size	LI/SS	Reinforced code	TL/TT	Rim	Permitted rims	Width (mm)	Diameter (mm)	Loaded static radius (mm)	Rolling circumference (mm)	SRI	Pressure (kPa)	Max. inflation pressure (kPa)	Tread depth (mm)	Tread code	Tube product code	M+S
T445586	420/65R24	151A8 (146D)	SB	TL	DW13	DW12, DW14L, DW15L	402	1157	520	3487	550	400	400	25	R-4	T55112	Yes

LOAD CAPACITY FOR WHEEL LOADER, KG

Pressure (kPa)	Constant load													
	0 km/h	5 km/h	10 km/h	15 km/h	20 km/h	25 km/h	30 km/h	35 km/h	40 km/h	45 km/h	50 km/h	55 km/h	60 km/h	65 km/h
80	2955	1870	1615	1455	1410	1365	1345	1320	1290	1255	1210	1175	1155	1120
120	3830	2420	2090	1885	1825	1770	1740	1710	1670	1625	1565	1525	1495	1450
160	4490	2840	2450	2210	2140	2075	2040	2005	1955	1905	1835	1785	1750	1700
200	5015	3175	2735	2470	2395	2320	2280	2240	2185	2130	2050	1995	1955	1900
240	5280	3340	2880	2600	2520	2440	2400	2360	2300	2240	2160	2100	2060	2000
280	5915	3740	3225	2910	2820	2735	2690	2645	2575	2510	2420	2350	2305	2240
320	6415	4060	3500	3160	3060	2965	2915	2865	2795	2720	2625	2550	2505	2430
360	7195	4550	3925	3545	3435	3325	3270	3215	3135	3050	2945	2860	2805	2725
400	7920	5010	4320	3900	3780	3660	3600	3540	3450	3360	3240	3150	3090	3000

WATER AND SALT BALLASTING

Tire volume 100%		Water filling 75%		Water/salt filling (75% / -30°C)				Total weight increase	
Litres	Gallons	Litres	Gallons	Water		Salt		kg	lbs
				Litres	Gallons	kg	lbs		
220	58	165	44	135	36	69	152	204	450

(CaCl2, 75%, -30°C) Always use a tube when filled with water/salt.

TUBES AND VALVES

Tube product code	Tubeless valve
T55112	TR618A

STUDDABLE

Studdable	Number of studs
Yes	168 pcs
Marked stud positions on tread	Recommended stud
	9-15

NOKIAN TYRES HAKKAPELIITTA TRI 440/80R24 - T445634

Product code	Size	Equivalent size	LI/SS	Reinforced code	TL/TT	Rim	Permitted rims	Width (mm)	Diameter (mm)	Loaded static radius (mm)	Rolling circumference (mm)	SRI	Pressure (kPa)	Max. inflation pressure (kPa)	Tread depth (mm)	Tread code	M+S
T445634	440/80R24	16.9R24	154A8 (149D)	SB	TL	DW14L	DW15L	435	1294	585	3921	625	320	320	26	R-4	Yes

LOAD CAPACITY FOR TRACTOR, KG

Pressure (kPa)	Constant load													
	0 km/h	5 km/h	10 km/h LT	15 km/h	20 km/h	25 km/h	30 km/h 10 HT	35 km/h	40 km/h	45 km/h	50 km/h	55 km/h	60 km/h	65 km/h
80	3960	2505	2160	1950	1890	1830	1800	1770	1725	1680	1620	1575	1545	1500
120	5015	3175	2735	2470	2395	2320	2280	2240	2185	2130	2050	1995	1955	1900
160	6070	3840	3310	2990	2900	2805	2760	2715	2645	2575	2485	2415	2370	2300
200	6800	4300	3710	3350	3245	3140	3090	3040	2960	2885	2780	2705	2650	2575
240	7195	4550	3925	3545	3435	3325	3270	3215	3135	3050	2945	2860	2805	2725
280	7920	5010	4320	3900	3780	3660	3600	3540	3450	3360	3240	3150	3090	3000
320	8580	5430	4680	4225	4095	3965	3900	3835	3740	3640	3510	3415	3350	3250

WATER AND SALT BALLASTING

Tire volume 100%		Water filling 75%		Water/salt filling (75% / -30°C)				Total weight increase	
Litres	Gallons	Litres	Gallons	Water		Salt		kg	lbs
				Litres	Gallons	kg	lbs		
325	86	244	64	200	53	102	225	302	666

(CaCl2, 75%, -30°C) Always use a tube when filled with water/salt.

TUBES AND VALVES

Tubeless valve
TR618A

STUDDABLE

Studdable
Yes

Number of studs
168 pcs

Marked stud positions on tread

Recommended stud
9-15

NOKIAN TYRES HAKKAPELIITTA TRI 460/70R24 - T445669

Product code	Size	Equivalent size	LI/SS	Reinforced code	TL/TT	Rim	Permitted rims	Width (mm)	Diameter (mm)	Loaded static radius (mm)	Rolling circumference (mm)	SRI	Pressure (kPa)	Max. inflation pressure (kPa)	Tread depth (mm)	Tread code	Tube product code	M+S
T445669	460/70R24	17.5LR24	166A8 (161D)	SB	TL	DW14L	DW15L	460	1255	557	3792	600	500	500	30	R-4	T55112	Yes

LOAD CAPACITY FOR WHEEL LOADER, KG

Pressure (kPa)	Constant load													
	0 km/h	5 km/h	10 km/h	15 km/h	20 km/h	25 km/h	30 km/h	35 km/h	40 km/h	45 km/h	50 km/h	55 km/h	60 km/h	65 km/h
80	3695	2340	2015	1820	1765	1710	1680	1650	1610	1570	1510	1470	1440	1400
120	4750	3005	2590	2340	2270	2195	2160	2125	2070	2015	1945	1890	1855	1800
160	5755	3640	3140	2835	2745	2660	2615	2570	2505	2440	2355	2290	2245	2180
200	6415	4060	3500	3160	3060	2965	2915	2865	2795	2720	2625	2550	2505	2430
240	6800	4300	3710	3350	3245	3140	3090	3040	2960	2885	2780	2705	2650	2575
280	7390	4675	4030	3640	3530	3415	3360	3305	3220	3135	3025	2940	2885	2800
320	8315	5260	4535	4095	3970	3845	3780	3715	3625	3530	3400	3310	3245	3150
360	9110	5760	4970	4485	4345	4210	4140	4070	3970	3865	3725	3625	3555	3450
400	9900	6265	5400	4875	4725	4575	4500	4425	4315	4200	4050	3940	3865	3750
450	11220	7100	6120	5525	5355	5185	5100	5015	4890	4760	4590	4465	4380	4250
500	12210	7725	6660	6015	5830	5645	5550	5460	5320	5180	4995	4855	4765	4625

WATER AND SALT BALLASTING

Tire volume 100%		Water filling 75%		Water/salt filling (75% / -30°C)				Total weight increase	
Litres	Gallons	Litres	Gallons	Water		Salt		kg	lbs
				Litres	Gallons	kg	lbs		
290	77	218	57	178	47	91	201	269	593

(CaCl₂, 75%, -30°C) Always use a tube when filled with water/salt.

TUBES AND VALVES

Tube product code	Tubeless valve
T55112	TR618A

STUDDABLE

Studdable	Number of studs
Yes	144 pcs
Marked stud positions on tread	Recommended stud
	12-20,12-23,12-24

NOKIAN TYRES HAKKAPELIITTA TRI 500/70R24 - T445671

Product code	Size	Equivalent size	LI/SS	Reinforced code	TL/TT	Rim	Permitted rims	Width (mm)	Diameter (mm)	Loaded static radius (mm)	Rolling circumference (mm)	SRI	Pressure (kPa)	Max. inflation pressure (kPa)	Tread depth (mm)	Tread code	M+S
T445671	500/70R24	19.5LR24	171A8 (166D)	SB	TL	DW16L	DW15L, DW18L	500	1314	580	3971	625	500	500	30	R-4	Yes

LOAD CAPACITY FOR WHEEL LOADER, KG

Pressure (kPa)	Constant load													
	0 km/h	5 km/h	10 km/h	15 km/h	20 km/h	25 km/h	30 km/h	35 km/h	40 km/h	45 km/h	50 km/h	55 km/h	60 km/h	65 km/h
80	4225	2670	2305	2080	2015	1950	1920	1890	1840	1790	1730	1680	1650	1600
120	5440	3440	2965	2680	2595	2515	2470	2430	2370	2305	2225	2165	2120	2060
160	6600	4175	3600	3250	3150	3050	3000	2950	2875	2800	2700	2625	2575	2500
200	7195	4550	3925	3545	3435	3325	3270	3215	3135	3050	2945	2860	2805	2725
240	7655	4845	4175	3770	3655	3540	3480	3420	3335	3250	3130	3045	2985	2900
280	8580	5430	4680	4225	4095	3965	3900	3835	3740	3640	3510	3415	3350	3250
320	9370	5930	5110	4615	4475	4330	4260	4190	4085	3975	3835	3730	3655	3550
360	10560	6680	5760	5200	5040	4880	4800	4720	4600	4480	4320	4200	4120	4000
400	11550	7305	6300	5690	5515	5340	5250	5165	5030	4900	4725	4595	4505	4375
450	12540	7935	6840	6175	5985	5795	5700	5605	5465	5320	5130	4990	4895	4750
500	13990	8850	7630	6890	6680	6465	6360	6255	6095	5935	5725	5565	5460	5300

WATER AND SALT BALLASTING

Tire volume 100%		Water filling 75%		Water/salt filling (75% / -30°C)				Total weight increase	
Litres	Gallons	Litres	Gallons	Water		Salt		kg	lbs
				Litres	Gallons	kg	lbs		
370	98	278	73	228	60	116	256	344	758

(CaCl₂, 75%, -30°C) Always use a tube when filled with water/salt.

TUBES AND VALVES

Tubeless valve TR618A

STUDDABLE

Studdable Yes	Number of studs 144 pcs
Marked stud positions on tread	Recommended stud 12-20,12-23,12-24

NOKIAN TYRES HAKKAPELIITTA TRI 540/70R24 - T445672

Product code	Size	Equivalent size	LI/SS	Reinforced code	TL/TT	Rim	Permitted rims	Width (mm)	Diameter (mm)	Loaded static radius (mm)	Rolling circumference (mm)	SRI	Pressure (kPa)	Max. inflation pressure (kPa)	Tread depth (mm)	Tread code	M+S
T445672	540/70R24	21LR24	175A8 (170D)	SB	TL	DW18L	DW16L	540	1367	603	4143	650	500	500	30	R-4	Yes

LOAD CAPACITY FOR WHEEL LOADER, KG

Pressure (kPa)	Constant load													
	0 km/h	5 km/h	10 km/h	15 km/h	20 km/h	25 km/h	30 km/h	35 km/h	40 km/h	45 km/h	50 km/h	55 km/h	60 km/h	65 km/h
80	4750	3005	2590	2340	2270	2195	2160	2125	2070	2015	1945	1890	1855	1800
120	6070	3840	3310	2990	2900	2805	2760	2715	2645	2575	2485	2415	2370	2300
160	7390	4675	4030	3640	3530	3415	3360	3305	3220	3135	3025	2940	2885	2800
200	8315	5260	4535	4095	3970	3845	3780	3715	3625	3530	3400	3310	3245	3150
240	8845	5595	4825	4355	4220	4085	4020	3955	3855	3750	3620	3520	3450	3350
280	9635	6095	5255	4745	4600	4455	4380	4305	4200	4090	3940	3835	3760	3650
320	10560	6680	5760	5200	5040	4880	4800	4720	4600	4480	4320	4200	4120	4000
360	11880	7515	6480	5850	5670	5490	5400	5310	5175	5040	4860	4725	4635	4500
400	12870	8140	7020	6340	6145	5950	5850	5755	5605	5460	5265	5120	5020	4875
450	14390	9100	7850	7085	6865	6650	6540	6430	6270	6105	5885	5725	5615	5450
500	15840	10020	8640	7800	7560	7320	7200	7080	6900	6720	6480	6300	6180	6000

WATER AND SALT BALLASTING

Tire volume 100%		Water filling 75%		Water/salt filling (75% / -30°C)				Total weight increase	
Litres	Gallons	Litres	Gallons	Water		Salt		kg	lbs
				Litres	Gallons	kg	lbs		
440	116	330	87	271	72	138	304	409	902

(CaCl₂, 75%, -30°C) Always use a tube when filled with water/salt.

TUBES AND VALVES

Tubeless valve TR618A

STUDDABLE

Studdable Yes	Number of studs 144 pcs
Marked stud positions on tread	Recommended stud 12-20,12-23,12-24

NOKIAN TYRES HAKKAPELIITTA TRI 360/80R28 - T445752

Product code	Size	Equivalent size	LI/SS	Reinforced code	TL/TT	Rim	Permitted rims	Width (mm)	Diameter (mm)	Loaded static radius (mm)	Rolling circumference (mm)	SRI	Pressure (kPa)	Max. inflation pressure (kPa)	Tread depth (mm)	Tread code	M+S
T445752	360/80R28	13.6R28	146A8 (142D)	SB	TL	DW11	DW12, DW13	349	1311	595	3998	625	320	320	24	R-4	Yes

LOAD CAPACITY FOR TRACTOR, KG

Pressure (kPa)	Constant load													
	0 km/h	5 km/h	10 km/h LT	15 km/h	20 km/h	25 km/h	30 km/h 10 HT	35 km/h	40 km/h	45 km/h	50 km/h	55 km/h	60 km/h	65 km/h
80	3035	1920	1655	1495	1450	1405	1380	1355	1325	1290	1240	1210	1185	1150
120	3960	2505	2160	1950	1890	1830	1800	1770	1725	1680	1620	1575	1545	1500
160	4750	3005	2590	2340	2270	2195	2160	2125	2070	2015	1945	1890	1855	1800
200	5280	3340	2880	2600	2520	2440	2400	2360	2300	2240	2160	2100	2060	2000
240	5595	3540	3055	2755	2670	2585	2545	2500	2440	2375	2290	2225	2185	2120
280	6230	3940	3400	3070	2975	2880	2830	2785	2715	2645	2550	2480	2430	2360
320	6800	4300	3710	3350	3245	3140	3090	3040	2960	2885	2780	2705	2650	2575

WATER AND SALT BALLASTING

Tire volume 100%		Water filling 75%		Water/salt filling (75% / -30°C)				Total weight increase	
Litres	Gallons	Litres	Gallons	Water		Salt		kg	lbs
				Litres	Gallons	kg	lbs		
224	59	168	44	138	36	70	155	208	459

(CaCl₂, 75%, -30°C) Always use a tube when filled with water/salt.

TUBES AND VALVES

Tubeless valve TR618A

STUDDABLE

Studdable Yes	Number of studs 168 pcs
Marked stud positions on tread	Recommended stud 9-15

NOKIAN TYRES HAKKAPELIITTA TRI 400/80R28 - T445584

Product code	Size	Equivalent size	LI/SS	Reinforced code	TL/TT	Rim	Permitted rims	Width (mm)	Diameter (mm)	Loaded static radius (mm)	Rolling circumference (mm)	SRI	Pressure (kPa)	Max. inflation pressure (kPa)	Tread depth (mm)	Tread code	M+S
T445584	400/80R28	14.9R28	151A8 (146D)	SB	TL	DW13	DW12, DW14L	400	1351	617	4103	650	320	320	25	R-4	Yes

LOAD CAPACITY FOR TRACTOR, KG

Pressure (kPa)	Constant load													
	0 km/h	5 km/h	10 km/h LT	15 km/h	20 km/h	25 km/h	30 km/h 10 HT	35 km/h	40 km/h	45 km/h	50 km/h	55 km/h	60 km/h	65 km/h
80	3590	2270	1960	1770	1715	1660	1630	1605	1565	1525	1470	1430	1400	1360
120	4620	2925	2520	2275	2205	2135	2100	2065	2015	1960	1890	1840	1805	1750
160	5595	3540	3055	2755	2670	2585	2545	2500	2440	2375	2290	2225	2185	2120
200	6230	3940	3400	3070	2975	2880	2830	2785	2715	2645	2550	2480	2430	2360
240	6600	4175	3600	3250	3150	3050	3000	2950	2875	2800	2700	2625	2575	2500
280	7195	4550	3925	3545	3435	3325	3270	3215	3135	3050	2945	2860	2805	2725
320	8120	5135	4430	4000	3875	3750	3690	3630	3535	3445	3320	3230	3165	3075

WATER AND SALT BALLASTING

Tire volume 100%		Water filling 75%		Water/salt filling (75% / -30°C)				Total weight increase	
Litres	Gallons	Litres	Gallons	Water		Salt		kg	lbs
				Litres	Gallons	kg	lbs		
295	78	221	58	182	48	93	204	275	606

(CaCl2, 75%, -30°C) Always use a tube when filled with water/salt.

TUBES AND VALVES

Tubeless valve TR618A

STUDDABLE

Studdable Yes	Number of studs 168 pcs
Marked stud positions on tread	Recommended stud 9-15

NOKIAN TYRES HAKKAPELIITTA TRI 440/80R28 - T445563

Product code	Size	Equivalent size	LI/SS	Reinforced code	TL/TT	Rim	Permitted rims	Width (mm)	Diameter (mm)	Loaded static radius (mm)	Rolling circumference (mm)	SRI	Pressure (kPa)	Max. inflation pressure (kPa)	Tread depth (mm)	Tread code	M+S
T445563	440/80R28	16.9R28	156A8 (151D)	SB	TL	DW14L	DW15L, DW16L	440	1414	640	4285	675	320	320	26	R-4	Yes

LOAD CAPACITY FOR TRACTOR, KG

Pressure (kPa)	Constant load													
	0 km/h	5 km/h	10 km/h LT	15 km/h	20 km/h	25 km/h	30 km/h 10 HT	35 km/h	40 km/h	45 km/h	50 km/h	55 km/h	60 km/h	65 km/h
80	4225	2670	2305	2080	2015	1950	1920	1890	1840	1790	1730	1680	1650	1600
120	5280	3340	2880	2600	2520	2440	2400	2360	2300	2240	2160	2100	2060	2000
160	6600	4175	3600	3250	3150	3050	3000	2950	2875	2800	2700	2625	2575	2500
200	7195	4550	3925	3545	3435	3325	3270	3215	3135	3050	2945	2860	2805	2725
240	7655	4845	4175	3770	3655	3540	3480	3420	3335	3250	3130	3045	2985	2900
280	8315	5260	4535	4095	3970	3845	3780	3715	3625	3530	3400	3310	3245	3150
320	9370	5930	5110	4615	4475	4330	4260	4190	4085	3975	3835	3730	3655	3550

WATER AND SALT BALLASTING

Tire volume 100%		Water filling 75%		Water/salt filling (75% / -30°C)				Total weight increase	
Litres	Gallons	Litres	Gallons	Water		Salt		kg	lbs
				Litres	Gallons	kg	lbs		
365	96	274	72	225	59	115	252	340	750

(CaCl₂, 75%, -30°C) Always use a tube when filled with water/salt.

TUBES AND VALVES

Tubeless valve TR618A

STUDDABLE

Studdable Yes	Number of studs 168 pcs
Marked stud positions on tread	Recommended stud 12-20,12-23

NOKIAN TYRES HAKKAPELIITTA TRI 540/65R28 - T445772

Product code	Size	LI/SS	Reinforced code	TL/TT	Rim	Permitted rims	Width (mm)	Diameter (mm)	Loaded static radius (mm)	Rolling circumference (mm)	SRI	Pressure (kPa)	Max. inflation pressure (kPa)	Tread depth (mm)	Tread code	M+S
T445772	540/65R28	160A8 (155D)	SB	TL	DW18L	DW16L	535	1398	634	4243	675	320	320	28	R-4	Yes

LOAD CAPACITY FOR TRACTOR, KG

Pressure (kPa)	Constant load													
	0 km/h	5 km/h	10 km/h LT	15 km/h	20 km/h	25 km/h	30 km/h 10 HT	35 km/h	40 km/h	45 km/h	50 km/h	55 km/h	60 km/h	65 km/h
80	4620	2925	2520	2275	2205	2135	2100	2065	2015	1960	1890	1840	1805	1750
120	5915	3740	3225	2910	2820	2735	2690	2645	2575	2510	2420	2350	2305	2240
160	6995	4425	3815	3445	3340	3235	3180	3125	3050	2970	2860	2785	2730	2650
200	7920	5010	4320	3900	3780	3660	3600	3540	3450	3360	3240	3150	3090	3000
240	8580	5430	4680	4225	4095	3965	3900	3835	3740	3640	3510	3415	3350	3250
280	9370	5930	5110	4615	4475	4330	4260	4190	4085	3975	3835	3730	3655	3550
320	10230	6470	5580	5040	4885	4730	4650	4575	4455	4340	4185	4070	3990	3875

WATER AND SALT BALLASTING

Tire volume 100%		Water filling 75%		Water/salt filling (75% / -30°C)				Total weight increase	
Litres	Gallons	Litres	Gallons	Water		Salt		kg	lbs
				Litres	Gallons	kg	lbs		
427	113	320	85	263	69	134	295	397	875

(CaCl2, 75%, -30°C) Always use a tube when filled with water/salt.

TUBES AND VALVES

Tubeless valve TR618A

STUDDABLE

Studdable Yes	Number of studs 168 pcs
Marked stud positions on tread	Recommended stud 12-20,12-23,12-24

NOKIAN TYRES HAKKAPELIITTA TRI 440/80R30 - T445758

Product code	Size	Equivalent size	LI/SS	Reinforced code	TL/TT	Rim	Permitted rims	Width (mm)	Diameter (mm)	Loaded static radius (mm)	Rolling circumference (mm)	SRI	Pressure (kPa)	Max. inflation pressure (kPa)	Tread depth (mm)	Tread code	M+S
T445758	440/80R30	16.9R30	157A8 (153D)	SB	TL	DW14L	DW15L, W16L	435	1455	657	4426	700	320	320	26	R-4	Yes

LOAD CAPACITY FOR TRACTOR, KG

Pressure (kPa)	Constant load													
	0 km/h	5 km/h	10 km/h LT	15 km/h	20 km/h	25 km/h	30 km/h 10 HT	35 km/h	40 km/h	45 km/h	50 km/h	55 km/h	60 km/h	65 km/h
80	4355	2755	2375	2145	2080	2015	1980	1945	1900	1850	1780	1735	1700	1650
120	5595	3540	3055	2755	2670	2585	2545	2500	2440	2375	2290	2225	2185	2120
160	6800	4300	3710	3350	3245	3140	3090	3040	2960	2885	2780	2705	2650	2575
200	7390	4675	4030	3640	3530	3415	3360	3305	3220	3135	3025	2940	2885	2800
240	7920	5010	4320	3900	3780	3660	3600	3540	3450	3360	3240	3150	3090	3000
280	8580	5430	4680	4225	4095	3965	3900	3835	3740	3640	3510	3415	3350	3250
320	9635	6095	5255	4745	4600	4455	4380	4305	4200	4090	3940	3835	3760	3650

WATER AND SALT BALLASTING

Tire volume 100%		Water filling 75%		Water/salt filling (75% / -30°C)				Total weight increase	
Litres	Gallons	Litres	Gallons	Water		Salt		kg	lbs
				Litres	Gallons	kg	lbs		
361	95	271	72	222	59	113	250	335	739

(CaCl₂, 75%, -30°C) Always use a tube when filled with water/salt.

TUBES AND VALVES

Tubeless valve
TR618A

STUDDABLE

Studdable
Yes

Number of studs
168 pcs

Marked stud positions on tread

Recommended stud
12-20,12-23

NOKIAN TYRES HAKKAPELIITTA TRI 480/80R30 - T445754

Product code	Size	Equivalent size	LI/SS	Reinforced code	TL/TT	Rim	Permitted rims	Width (mm)	Diameter (mm)	Loaded static radius (mm)	Rolling circumference (mm)	SRI	Pressure (kPa)	Max. inflation pressure (kPa)	Tread depth (mm)	Tread code	M+S
T445754	480/80R30	18.4R30	162A8 (157D)	SB	TL	DW15L	DW16L, DW18L	466	1536	692	4671	725	320	320	27	R-4	Yes

LOAD CAPACITY FOR TRACTOR, KG

Pressure (kPa)	Constant load													
	0 km/h	5 km/h	10 km/h LT	15 km/h	20 km/h	25 km/h	30 km/h 10 HT	35 km/h	40 km/h	45 km/h	50 km/h	55 km/h	60 km/h	65 km/h
80	4885	3090	2665	2405	2330	2255	2220	2185	2130	2070	2000	1945	1905	1850
120	6415	4060	3500	3160	3060	2965	2915	2865	2795	2720	2625	2550	2505	2430
160	7655	4845	4175	3770	3655	3540	3480	3420	3335	3250	3130	3045	2985	2900
200	8580	5430	4680	4225	4095	3965	3900	3835	3740	3640	3510	3415	3350	3250
240	9110	5760	4970	4485	4345	4210	4140	4070	3970	3865	3725	3625	3555	3450
280	9900	6265	5400	4875	4725	4575	4500	4425	4315	4200	4050	3940	3865	3750
320	10890	6890	5940	5365	5200	5035	4950	4870	4745	4620	4455	4330	4250	4125

WATER AND SALT BALLASTING

Tire volume 100%		Water filling 75%		Water/salt filling (75% / -30°C)				Total weight increase	
Litres	Gallons	Litres	Gallons	Water		Salt		kg	lbs
				Litres	Gallons	kg	lbs		
455	120	341	90	280	74	143	315	423	933

(CaCl2, 75%, -30°C) Always use a tube when filled with water/salt.

TUBES AND VALVES

Tubeless valve TR618A

STUDDABLE

Studdable Yes	Number of studs 168 pcs
Marked stud positions on tread	Recommended stud 12-20,12-23,12-24

NOKIAN TYRES HAKKAPELIITTA TRI 540/65R30 - T445609

Product code	Size	LI/SS	Reinforced code	TL/TT	Rim	Permitted rims	Width (mm)	Diameter (mm)	Loaded static radius (mm)	Rolling circumference (mm)	SRI	Pressure (kPa)	Max. inflation pressure (kPa)	Tread depth (mm)	Tread code	M+S
T445609	540/65R30	161A8 (156D)	SB	TL	DW18L	DW16L	530	1463	665	4430	700	320	320	28	R-4	Yes

LOAD CAPACITY FOR TRACTOR, KG

Pressure (kPa)	Constant load													
	0 km/h	5 km/h	10 km/h LT	15 km/h	20 km/h	25 km/h	30 km/h 10 HT	35 km/h	40 km/h	45 km/h	50 km/h	55 km/h	60 km/h	65 km/h
80	4750	3005	2590	2340	2270	2195	2160	2125	2070	2015	1945	1890	1855	1800
120	6070	3840	3310	2990	2900	2805	2760	2715	2645	2575	2485	2415	2370	2300
160	7195	4550	3925	3545	3435	3325	3270	3215	3135	3050	2945	2860	2805	2725
200	8120	5135	4430	4000	3875	3750	3690	3630	3535	3445	3320	3230	3165	3075
240	8845	5595	4825	4355	4220	4085	4020	3955	3855	3750	3620	3520	3450	3350
280	9635	6095	5255	4745	4600	4455	4380	4305	4200	4090	3940	3835	3760	3650
320	10560	6680	5760	5200	5040	4880	4800	4720	4600	4480	4320	4200	4120	4000

WATER AND SALT BALLASTING

Tire volume 100%		Water filling 75%		Water/salt filling (75% / -30°C)				Total weight increase	
Litres	Gallons	Litres	Gallons	Water		Salt		kg	lbs
				Litres	Gallons	kg	lbs		
482	127	362	95	297	78	151	333	448	988

(CaCl2, 75%, -30°C) Always use a tube when filled with water/salt.

TUBES AND VALVES

Tubeless valve TR618A

STUDDABLE

Studdable Yes	Number of studs 168 pcs
Marked stud positions on tread	Recommended stud 12-20,12-23,12-24

NOKIAN TYRES HAKKAPELIITTA TRI 540/65R30 - T445736

Product code	Size	LI/SS	Reinforced code	TL/TT	Rim	Permitted rims	Width (mm)	Diameter (mm)	Loaded static radius (mm)	Rolling circumference (mm)	SRI	Pressure (kPa)	Max. inflation pressure (kPa)	Tread depth (mm)	Tread code	M+S
T445736	540/65R30	171A8 (166D)	SB	TL	DW18L	DW16L	534	1460	667	4442	700	450	450	28	R-4	Yes

LOAD CAPACITY FOR TRACTOR, KG

Pressure (kPa)	Constant load													
	0 km/h	5 km/h	10 km/h LT	15 km/h	20 km/h	25 km/h	30 km/h 10 HT	35 km/h	40 km/h	45 km/h	50 km/h	55 km/h	60 km/h	65 km/h
80	4750	3005	2590	2340	2270	2195	2160	2125	2070	2015	1945	1890	1855	1800
120	6070	3840	3310	2990	2900	2805	2760	2715	2645	2575	2485	2415	2370	2300
160	7195	4550	3925	3545	3435	3325	3270	3215	3135	3050	2945	2860	2805	2725
200	8120	5135	4430	4000	3875	3750	3690	3630	3535	3445	3320	3230	3165	3075
240	8845	5595	4825	4355	4220	4085	4020	3955	3855	3750	3620	3520	3450	3350
280	9635	6095	5255	4745	4600	4455	4380	4305	4200	4090	3940	3835	3760	3650
320	10560	6680	5760	5200	5040	4880	4800	4720	4600	4480	4320	4200	4120	4000
360	11550	7305	6300	5690	5515	5340	5250	5165	5030	4900	4725	4595	4505	4375
400	12870	8140	7020	6340	6145	5950	5850	5755	5605	5460	5265	5120	5020	4875
450	13990	8850	7630	6890	6680	6465	6360	6255	6095	5935	5725	5565	5460	5300

WATER AND SALT BALLASTING

Tire volume 100%		Water filling 75%		Water/salt filling (75% / -30°C)				Total weight increase	
Litres	Gallons	Litres	Gallons	Water		Salt		kg	lbs
				Litres	Gallons	kg	lbs		
482	127	362	95	297	78	151	333	448	988

(CaCl2, 75%, -30°C) Always use a tube when filled with water/salt.

TUBES AND VALVES

Tubeless valve TR618A

STUDDABLE

Studdable Yes	Number of studs 168 pcs
Marked stud positions on tread	Recommended stud 12-20,12-23,12-24

NOKIAN TYRES HAKKAPELIITTA TRI 600/70R30 - T445848

Product code	Size	LI/SS	Reinforced code	TL/TT	Rim	Permitted rims	Width (mm)	Diameter (mm)	Loaded static radius (mm)	Rolling circumference (mm)	SRI	Pressure (kPa)	Max. inflation pressure (kPa)	Tread depth (mm)	Tread code	M+S
T445848	600/70R30	171A8 (166D)	SB	TL	DW20B	DW18L	602	1581	709	4772	750	320	320	30	R-4	Yes

LOAD CAPACITY FOR TRACTOR, KG

Pressure (kPa)	Constant load													
	0 km/h	5 km/h	10 km/h LT	15 km/h	20 km/h	25 km/h	30 km/h 10 HT	35 km/h	40 km/h	45 km/h	50 km/h	55 km/h	60 km/h	65 km/h
80	6230	3940	3400	3070	2975	2880	2830	2785	2715	2645	2550	2480	2430	2360
120	7920	5010	4320	3900	3780	3660	3600	3540	3450	3360	3240	3150	3090	3000
160	9635	6095	5255	4745	4600	4455	4380	4305	4200	4090	3940	3835	3760	3650
200	10560	6680	5760	5200	5040	4880	4800	4720	4600	4480	4320	4200	4120	4000
240	11220	7100	6120	5525	5355	5185	5100	5015	4890	4760	4590	4465	4380	4250
280	12540	7935	6840	6175	5985	5795	5700	5605	5465	5320	5130	4990	4895	4750
320	13990	8850	7630	6890	6680	6465	6360	6255	6095	5935	5725	5565	5460	5300

WATER AND SALT BALLASTING

Tire volume 100%		Water filling 75%		Water/salt filling (75% / -30°C)				Total weight increase	
Litres	Gallons	Litres	Gallons	Water		Salt		kg	lbs
				Litres	Gallons	kg	lbs		
617	163	463	122	380	100	194	427	574	1265

(CaCl2, 75%, -30°C) Always use a tube when filled with water/salt.

TUBES AND VALVES

Tubeless valve
TR618A

STUDDABLE

Studdable
Yes

Number of studs
168 pcs

Marked stud positions on tread

Recommended stud
12-20,12-23,12-24

NOKIAN TYRES HAKKAPELIITTA TRI 440/80R34 - T445588

Product code	Size	Equivalent size	LI/SS	Reinforced code	TL/TT	Rim	Permitted rims	Width (mm)	Diameter (mm)	Loaded static radius (mm)	Rolling circumference (mm)	SRI	Pressure (kPa)	Max. inflation pressure (kPa)	Tread depth (mm)	Tread code	M+S
T445588	440/80R34	16.9R34	159A8 (155D)	SB	TL	DW14L	DW15L, DW16L	442	1570	718	4763	750	320	320	26	R-4	Yes

LOAD CAPACITY FOR TRACTOR, KG

Pressure (kPa)	Constant load													
	0 km/h	5 km/h	10 km/h LT	15 km/h	20 km/h	25 km/h	30 km/h 10 HT	35 km/h	40 km/h	45 km/h	50 km/h	55 km/h	60 km/h	65 km/h
80	4620	2925	2520	2275	2205	2135	2100	2065	2015	1960	1890	1840	1805	1750
120	5915	3740	3225	2910	2820	2735	2690	2645	2575	2510	2420	2350	2305	2240
160	7195	4550	3925	3545	3435	3325	3270	3215	3135	3050	2945	2860	2805	2725
200	7920	5010	4320	3900	3780	3660	3600	3540	3450	3360	3240	3150	3090	3000
240	8315	5260	4535	4095	3970	3845	3780	3715	3625	3530	3400	3310	3245	3150
280	9110	5760	4970	4485	4345	4210	4140	4070	3970	3865	3725	3625	3555	3450
320	10230	6470	5580	5040	4885	4730	4650	4575	4455	4340	4185	4070	3990	3875

WATER AND SALT BALLASTING

Tire volume 100%		Water filling 75%		Water/salt filling (75% / -30°C)				Total weight increase	
Litres	Gallons	Litres	Gallons	Water		Salt		kg	lbs
				Litres	Gallons	kg	lbs		
420	111	315	83	258	68	132	290	390	860

(CaCl2, 75%, -30°C) Always use a tube when filled with water/salt.

TUBES AND VALVES

Tubeless valve
TR618A

STUDDABLE

Studdable
Yes

Number of studs
192 pcs

Marked stud positions on tread

Recommended stud
12-20,12-23

NOKIAN TYRES HAKKAPELIITTA TRI 480/80R34 - T445583

Product code	Size	Equivalent size	LI/SS	Reinforced code	TL/TT	Rim	Permitted rims	Width (mm)	Diameter (mm)	Loaded static radius (mm)	Rolling circumference (mm)	SRI	Pressure (kPa)	Max. inflation pressure (kPa)	Tread depth (mm)	Tread code	M+S
T445583	480/80R34	18.4R34	164A8 (159D)	SB	TL	DW15L	DW16L, DW18L	482	1631	744	4964	775	320	320	27	R-4	Yes

LOAD CAPACITY FOR TRACTOR, KG

Pressure (kPa)	Constant load													
	0 km/h	5 km/h	10 km/h LT	15 km/h	20 km/h	25 km/h	30 km/h 10 HT	35 km/h	40 km/h	45 km/h	50 km/h	55 km/h	60 km/h	65 km/h
80	5150	3255	2810	2535	2455	2380	2340	2300	2245	2185	2105	2050	2010	1950
120	6600	4175	3600	3250	3150	3050	3000	2950	2875	2800	2700	2625	2575	2500
160	8120	5135	4430	4000	3875	3750	3690	3630	3535	3445	3320	3230	3165	3075
200	9110	5760	4970	4485	4345	4210	4140	4070	3970	3865	3725	3625	3555	3450
240	9635	6095	5255	4745	4600	4455	4380	4305	4200	4090	3940	3835	3760	3650
280	10560	6680	5760	5200	5040	4880	4800	4720	4600	4480	4320	4200	4120	4000
320	11550	7305	6300	5690	5515	5340	5250	5165	5030	4900	4725	4595	4505	4375

WATER AND SALT BALLASTING

Tire volume 100%		Water filling 75%		Water/salt filling (75% / -30°C)				Total weight increase	
Litres	Gallons	Litres	Gallons	Water		Salt		kg	lbs
				Litres	Gallons	kg	lbs		
515	136	386	102	317	84	162	356	479	1056

(CaCl₂, 75%, -30°C) Always use a tube when filled with water/salt.

TUBES AND VALVES

Tubeless valve TR618A

STUDDABLE

Studdable Yes	Number of studs 192 pcs
Marked stud positions on tread	Recommended stud 12-20,12-23,12-24

NOKIAN TYRES HAKKAPELIITTA TRI 600/70R34 - T445700

Product code	Size	LI/SS	Reinforced code	TL/TT	Rim	Permitted rims	Width (mm)	Diameter (mm)	Loaded static radius (mm)	Rolling circumference (mm)	SRI	Pressure (kPa)	Max. inflation pressure (kPa)	Tread depth (mm)	Tread code	M+S
T445700	600/70R34	172A8 (168D)	SB	TL	DW20B	DW18L	593	1676	755	5102	800	320	320	28	R-4	Yes

LOAD CAPACITY FOR TRACTOR, KG

Pressure (kPa)	Constant load													
	0 km/h	5 km/h	10 km/h LT	15 km/h	20 km/h	25 km/h	30 km/h 10 HT	35 km/h	40 km/h	45 km/h	50 km/h	55 km/h	60 km/h	65 km/h
80	6600	4175	3600	3250	3150	3050	3000	2950	2875	2800	2700	2625	2575	2500
120	8315	5260	4535	4095	3970	3845	3780	3715	3625	3530	3400	3310	3245	3150
160	10230	6470	5580	5040	4885	4730	4650	4575	4455	4340	4185	4070	3990	3875
200	11220	7100	6120	5525	5355	5185	5100	5015	4890	4760	4590	4465	4380	4250
240	11880	7515	6480	5850	5670	5490	5400	5310	5175	5040	4860	4725	4635	4500
280	13200	8350	7200	6500	6300	6100	6000	5900	5750	5600	5400	5250	5150	5000
320	14785	9350	8065	7280	7055	6830	6720	6610	6440	6270	6050	5880	5770	5600

WATER AND SALT BALLASTING

Tire volume 100%		Water filling 75%		Water/salt filling (75% / -30°C)				Total weight increase	
Litres	Gallons	Litres	Gallons	Water		Salt		kg	lbs
				Litres	Gallons	kg	lbs		
710	188	533	141	437	115	223	491	660	1455

(CaCl2, 75%, -30°C) Always use a tube when filled with water/salt.

TUBES AND VALVES

Tubeless valve TR618A

STUDDABLE

Studdable Yes	Number of studs 168 pcs
Marked stud positions on tread	Recommended stud 12-20,12-23,12-24

NOKIAN TYRES HAKKAPELIITTA TRI 480/80R38 - T445585

Product code	Size	Equivalent size	LI/SS	Reinforced code	TL/TT	Rim	Permitted rims	Width (mm)	Diameter (mm)	Loaded static radius (mm)	Rolling circumference (mm)	SRI	Pressure (kPa)	Max. inflation pressure (kPa)	Tread depth (mm)	Tread code	M+S
T445585	480/80R38	18.4R38	166A8 (161D)	SB	TL	DW15L	DW16L, DW18L	477	1733	792	5284	825	320	320	27	R-4	Yes

LOAD CAPACITY FOR TRACTOR, KG

Pressure (kPa)	Constant load													
	0 km/h	5 km/h	10 km/h LT	15 km/h	20 km/h	25 km/h	30 km/h 10 HT	35 km/h	40 km/h	45 km/h	50 km/h	55 km/h	60 km/h	65 km/h
80	5440	3440	2965	2680	2595	2515	2470	2430	2370	2305	2225	2165	2120	2060
120	6995	4425	3815	3445	3340	3235	3180	3125	3050	2970	2860	2785	2730	2650
160	8580	5430	4680	4225	4095	3965	3900	3835	3740	3640	3510	3415	3350	3250
200	9370	5930	5110	4615	4475	4330	4260	4190	4085	3975	3835	3730	3655	3550
240	10230	6470	5580	5040	4885	4730	4650	4575	4455	4340	4185	4070	3990	3875
280	10890	6890	5940	5365	5200	5035	4950	4870	4745	4620	4455	4330	4250	4125
320	12210	7725	6660	6015	5830	5645	5550	5460	5320	5180	4995	4855	4765	4625

WATER AND SALT BALLASTING

Tire volume 100%		Water filling 75%		Water/salt filling (75% / -30°C)				Total weight increase	
Litres	Gallons	Litres	Gallons	Water		Salt		kg	lbs
				Litres	Gallons	kg	lbs		
560	148	420	111	345	91	176	387	521	1149

(CaCl2, 75%, -30°C) Always use a tube when filled with water/salt.

TUBES AND VALVES

Tubeless valve TR618A

STUDDABLE

Studdable Yes	Number of studs 192 pcs
Marked stud positions on tread	Recommended stud 12-20,12-23,12-24

NOKIAN TYRES HAKKAPELIITTA TRI 540/80R38 - T445564

Product code	Size	LI/SS	Reinforced code	TL/TT	Rim	Permitted rims	Width (mm)	Diameter (mm)	Loaded static radius (mm)	Rolling circumference (mm)	SRI	Pressure (kPa)	Max. inflation pressure (kPa)	Tread depth (mm)	Tread code	M+S
T445564	540/80R38	172A8 (167D)	SB	TL	DW18L	DW16L	556	1833	832	5566	875	320	320	27	R-4	Yes

LOAD CAPACITY FOR TRACTOR, KG

Pressure (kPa)	Constant load													
	0 km/h	5 km/h	10 km/h LT	15 km/h	20 km/h	25 km/h	30 km/h 10 HT	35 km/h	40 km/h	45 km/h	50 km/h	55 km/h	60 km/h	65 km/h
80	6600	4175	3600	3250	3150	3050	3000	2950	2875	2800	2700	2625	2575	2500
120	8315	5260	4535	4095	3970	3845	3780	3715	3625	3530	3400	3310	3245	3150
160	10230	6470	5580	5040	4885	4730	4650	4575	4455	4340	4185	4070	3990	3875
200	11220	7100	6120	5525	5355	5185	5100	5015	4890	4760	4590	4465	4380	4250
240	12210	7725	6660	6015	5830	5645	5550	5460	5320	5180	4995	4855	4765	4625
280	13200	8350	7200	6500	6300	6100	6000	5900	5750	5600	5400	5250	5150	5000
320	14785	9350	8065	7280	7055	6830	6720	6610	6440	6270	6050	5880	5770	5600

WATER AND SALT BALLASTING

Tire volume 100%		Water filling 75%		Water/salt filling (75% / -30°C)				Total weight increase	
Litres	Gallons	Litres	Gallons	Water		Salt		kg	lbs
				Litres	Gallons	kg	lbs		
740	195	555	147	455	120	232	512	687	1515

(CaCl2, 75%, -30°C) Always use a tube when filled with water/salt.

TUBES AND VALVES

Tubeless valve TR618A

STUDDABLE

Studdable Yes	Number of studs 192 pcs
Marked stud positions on tread	Recommended stud 12-20,12-23,12-24

NOKIAN TYRES HAKKAPELIITTA TRI 650/65R38 - T445773

Product code	Size	LI/SS	Reinforced code	TL/TT	Rim	Permitted rims	Width (mm)	Diameter (mm)	Loaded static radius (mm)	Rolling circumference (mm)	SRI	Pressure (kPa)	Max. inflation pressure (kPa)	Tread depth (mm)	Tread code	M+S
T445773	650/65R38	175A8 (170D)	SB	TL	DW20B	DW21B, DW23B	625	1821	825	5555	875	320	320	31	R-4	Yes

LOAD CAPACITY FOR TRACTOR, KG

Pressure (kPa)	Constant load													
	0 km/h	5 km/h	10 km/h LT	15 km/h	20 km/h	25 km/h	30 km/h 10 HT	35 km/h	40 km/h	45 km/h	50 km/h	55 km/h	60 km/h	65 km/h
80	6995	4425	3815	3445	3340	3235	3180	3125	3050	2970	2860	2785	2730	2650
120	9110	5760	4970	4485	4345	4210	4140	4070	3970	3865	3725	3625	3555	3450
160	10890	6890	5940	5365	5200	5035	4950	4870	4745	4620	4455	4330	4250	4125
200	11880	7515	6480	5850	5670	5490	5400	5310	5175	5040	4860	4725	4635	4500
240	12870	8140	7020	6340	6145	5950	5850	5755	5605	5460	5265	5120	5020	4875
280	13990	8850	7630	6890	6680	6465	6360	6255	6095	5935	5725	5565	5460	5300
320	15840	10020	8640	7800	7560	7320	7200	7080	6900	6720	6480	6300	6180	6000

WATER AND SALT BALLASTING

Tire volume 100%		Water filling 75%		Water/salt filling (75% / -30°C)				Total weight increase	
Litres	Gallons	Litres	Gallons	Water		Salt		kg	lbs
				Litres	Gallons	kg	lbs		
861	227	646	171	530	140	270	596	800	1764

(CaCl2, 75%, -30°C) Always use a tube when filled with water/salt.

TUBES AND VALVES

Tubeless valve TR618A

STUDDABLE

Studdable Yes	Number of studs 192 pcs
Marked stud positions on tread	Recommended stud 12-20,12-23,12-24

NOKIAN TYRES HAKKAPELIITTA TRI 650/65R42 - T445595

Product code	Size	LI/SS	Reinforced code	TL/TT	Rim	Permitted rims	Width (mm)	Diameter (mm)	Loaded static radius (mm)	Rolling circumference (mm)	SRI	Pressure (kPa)	Max. inflation pressure (kPa)	Tread depth (mm)	Tread code	M+S
T445595	650/65R42	176A8 (171D)	SB	TL	DW20B	DW18L	627	1912	871	5836	925	320	320	31	R-4	Yes

LOAD CAPACITY FOR TRACTOR, KG

Pressure (kPa)	Constant load													
	0 km/h	5 km/h	10 km/h LT	15 km/h	20 km/h	25 km/h	30 km/h 10 HT	35 km/h	40 km/h	45 km/h	50 km/h	55 km/h	60 km/h	65 km/h
80	7390	4675	4030	3640	3530	3415	3360	3305	3220	3135	3025	2940	2885	2800
120	9635	6095	5255	4745	4600	4455	4380	4305	4200	4090	3940	3835	3760	3650
160	11220	7100	6120	5525	5355	5185	5100	5015	4890	4760	4590	4465	4380	4250
200	12540	7935	6840	6175	5985	5795	5700	5605	5465	5320	5130	4990	4895	4750
240	13595	8600	7415	6695	6490	6285	6180	6075	5925	5770	5560	5410	5305	5150
280	14785	9350	8065	7280	7055	6830	6720	6610	6440	6270	6050	5880	5770	5600
320	16235	10270	8855	7995	7750	7505	7380	7255	7075	6890	6640	6460	6335	6150

WATER AND SALT BALLASTING

Tire volume 100%		Water filling 75%		Water/salt filling (75% / -30°C)				Total weight increase	
Litres	Gallons	Litres	Gallons	Water		Salt		kg	lbs
				Litres	Gallons	kg	lbs		
925	244	694	183	569	150	290	640	859	1894

(CaCl2, 75%, -30°C) Always use a tube when filled with water/salt.

TUBES AND VALVES

Tubeless valve TR618A

STUDDABLE

Studdable Yes	Number of studs 192 pcs
Marked stud positions on tread	Recommended stud 12-20,12-23,12-24

NOKIAN TYRES HAKKAPELIITTA TRI 710/70R42 - T445847

Product code	Size	LI/SS	Reinforced code	TL/TT	Rim	Permitted rims	Width (mm)	Diameter (mm)	Loaded static radius (mm)	Rolling circumference (mm)	SRI	Pressure (kPa)	Max. inflation pressure (kPa)	Tread depth (mm)	Tread code	M+S
T445847	710/70R42	185A8 (180D)	SB	TL	DW23B	DW25B	704	2065	857	6251	975	320	320	35	R-4	Yes

LOAD CAPACITY FOR TRACTOR, KG

Pressure (kPa)	Constant load													
	0 km/h	5 km/h	10 km/h LT	15 km/h	20 km/h	25 km/h	30 km/h 10 HT	35 km/h	40 km/h	45 km/h	50 km/h	55 km/h	60 km/h	65 km/h
80	9370	5930	5110	4615	4475	4330	4260	4190	4085	3975	3835	3730	3655	3550
120	11880	7515	6480	5850	5670	5490	5400	5310	5175	5040	4860	4725	4635	4500
160	14785	9350	8065	7280	7055	6830	6720	6610	6440	6270	6050	5880	5770	5600
200	16235	10270	8855	7995	7750	7505	7380	7255	7075	6890	6640	6460	6335	6150
240	17160	10855	9360	8450	8190	7930	7800	7670	7475	7280	7020	6825	6695	6500
280	18745	11855	10225	9230	8945	8660	8520	8380	8165	7950	7670	7455	7315	7100
320	21120	13360	11520	10400	10080	9760	9600	9440	9200	8960	8640	8400	8240	8000

WATER AND SALT BALLASTING

Tire volume 100%		Water filling 75%		Water/salt filling (75% / -30°C)				Total weight increase	
Litres	Gallons	Litres	Gallons	Water		Salt		kg	lbs
				Litres	Gallons	kg	lbs		
1259	333	944	249	775	205	395	871	1170	2579

(CaCl2, 75%, -30°C) Always use a tube when filled with water/salt.

TUBES AND VALVES

Tubeless valve TR618A

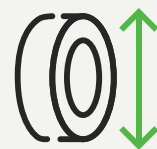
STUDDABLE

Studdable Yes	Number of studs 192 pcs
Marked stud positions on tread	Recommended stud 12-20,12-23,12-24

NOKIAN TYRES SOIL KING VF

ADVANCED TRACTION TIRE WITH HIGHLY EFFICIENT GROUND CONTACT FOR HIGH-POWER TRACTORS IN FARMING

- Flexforce VF construction combines strength with high flexibility to produce an effective XXL-sized ground contact
- Deep and extra wide pattern, provides big and powerful traction surface
- The center-zone pattern featuring extended and laterally supported lug tips balances behaviour and reduces loss of power on field and on road



AVAILABLE SIZES

- VF540/65R28 - T445885
- VF600/65R28 - T445809
- VF600/70R28 - T445813
- VF540/65R30 - T445811
- VF600/60R30 - T445861
- VF600/70R30 - T445769
- VF600/70R34 - T445760
- VF650/60R34 - T445815
- VF650/65R34 - T445830
- VF710/60R34 - T445864
- VF650/65R38 - T445884
- VF650/85R38 - T445808
- VF710/70R38 - T445812
- VF650/65R42 - T445810
- VF710/60R42 - T445873
- VF710/70R42 - T445768
- VF710/75R42 - T445759

NOKIAN TYRES SOIL KING VF

ALL SIZES

Product code	Size	LI/SS	Reinforced code	TL/TT	Rim	Permitted rims	Width (mm)	Diameter (mm)	Loaded static radius (mm)	Rolling circumference (mm)	SRI	Pressure (kPa)	Max. inflation pressure (kPa)	Tread depth (mm)	Tread code	Min. dual spacing (mm)	Load capacity, kg					
																	Speed (km/h)					
																	40	50	55	60	65	70
T445885	VF540/65R28	157D (154E)	SB	TL	DW20B	DW18L, DW16L	558	1421	636	4234	675	200	280	55	R-1W	721	4125	4125	4125	4125	4125	3755
T445809	VF600/65R28	163D (160E)	SB	TL	DW21B	DW20B, DW18L	604	1514	672	4516	700	200	280	55	R-1W	776	4875	4875	4875	4875	4875	4435
T445813	VF600/70R28	167D (164E)	SB	TL	DW21B	DW20B, DW18L	614	1580	685	4703	725	200	280	55	R-1W	788	5450	5450	5450	5450	5450	4960
T445811	VF540/65R30	158D (155E)	SB	TL	DW20B	DW18L, DW16L	558	1488	665	4444	700	200	280	55	R-1W	721	4250	4250	4250	4250	4250	3870
T445861	VF600/60R30	162D (158E)	SB	TL	DW20B	DW21B, DW18L	588	1492	655	4442	700	200	280	55	R-1W	757	4750	4750	4750	4750	4750	4325
T445769	VF600/70R30	168D (165E)	SB	TL	DW21B	DW18L, DW20B	615	1598	697	4817	750	200	280	55	R-1W	789	5600	5600	5600	5600	5600	5095
T445760	VF600/70R34	170D (167E)	SB	TL	DW21B	DW20B, DW18L	613	1720	755	5142	800	200	280	58	R-1W	787	6000	6000	6000	6000	6000	5460
T445815	VF650/60R34	168D (165E)	SB	TL	DW23B	DW21B, DW20B	658	1667	735	4979	775	200	280	58	R-1W	841	5600	5600	5600	5600	5600	5095
T445830	VF650/65R34	170D (167E)	SB	TL	DW23B	DW21B, DW20B	660	1720	759	5159	825	200	280	58	R-1W	843	6000	6000	6000	6000	6000	5460
T445864	VF710/60R34	173D (170E)	SB	TL	DW25B	DW24B	712	1728	760	5169	825	200	280	58	R-1W	905	6500	6500	6500	6500	6500	5915
T445884	VF650/65R38	172D (169E)	SB	TL	DW23B	DW21B, DW20B	658	1835	823	5509	875	200	280	59	R-1W	841	6300	6300	6300	6300	6300	5735
T445808	VF650/85R38	182D (179E)	SB	TL	DW23B	DW21B, DW20B	668	2064	900	6190	975	200	280	63	R-1W	853	8500	8500	8500	8500	8500	7735
T445812	VF710/70R38	181D (178E)	SB	TL	DW25B	DW24B, DW23B	721	1959	862	5885	925	200	280	63	R-1W	916	8250	8250	8250	8250	8250	7510
T445810	VF650/65R42	174D (170E)	SB	TL	DW23B	DW21B, DW20B	658	1923	855	5770	925	200	280	59	R-1W	841	6700	6700	6700	6700	6700	6095
T445873	VF710/60R42	176D (173E)	SB	TL	DW25B	DW24B, DW23B	717	1930	861	5796	925	200	280	63	R-1W	911	7100	7100	7100	7100	7100	6460
T445768	VF710/70R42	182D (179E)	SB	TL	DW25B	DW23B, DW24B	730	2075	906	6274	975	200	280	63	R-1W	927	8500	8500	8500	8500	8500	7735
T445759	VF710/75R42	184D (181E)	SB	TL	DW25B	DW23B, DW24B	727	2150	943	6448	1000	200	280	66	R-1W	923	9000	9000	9000	9000	9000	8190

NOKIAN TYRES SOIL KING VF VF540/65R28 - T445885

Product code	Size	LI/SS	Reinforced code	TL/TT	Rim	Permitted rims	Width (mm)	Diameter (mm)	Loaded static radius (mm)	Rolling circumference (mm)	SRI	Pressure (kPa)	Max. inflation pressure (kPa)	Tread depth (mm)	Tread code	Min. dual spacing (mm)
T445885	VF540/65R28	157D (154E)	SB	TL	DW20B	DW18L, DW16L	558	1421	636	4234	675	200	280	55	R-1W	721

LOAD CAPACITY FOR TRACTOR, KG

Pressure (kPa)	0 km/h	5 km/h	10 km/h LT	15 km/h	20 km/h	25 km/h	30 km/h 10 HT	35 km/h	40 km/h	50 km/h	55 km/h	60 km/h	65 km/h	70 km/h
60	4875	2630	2330	2225	2205	2185	2160	2140	2120	2120	2120	2120	2120	1930
80	5590	3015	2675	2550	2525	2505	2480	2455	2430	2430	2430	2430	2430	2210
100	6440	3470	3080	2940	2910	2885	2855	2830	2800	2800	2800	2800	2800	2550
120	7245	3905	3465	3310	3275	3245	3215	3180	3150	3150	3150	3150	3150	2865
140	7935	4280	3795	3625	3590	3555	3520	3485	3450	3450	3450	3450	3450	3140
160	8625	4650	4125	3940	3900	3865	3825	3790	3750	3750	3750	3750	3750	3415
180	9200	4960	4400	4200	4160	4120	4080	4040	4000	4000	4000	4000	4000	3640
200-280	9490	5115	4540	4330	4290	4250	4210	4165	4125	4125	4125	4125	4125	3755

Increase the inflation pressure by 40 kPa (0,4 bar , 7 psi) for : Extensive road driving and use on slopes with inclination more than 20%. Do not exceed maximum pressure. In dual formation the load capacity is 0,88 x single tire load capacity per tire. For high torque field application use 30km/h line. 60kPa (0,6 bar , 9 psi) low torque application only.

WATER AND SALT BALLASTING

Tire volume 100%		Water filling 75%		Water/salt filling (75% / -30°C)				Total weight increase	
				Water		Salt			
Litres	Gallons	Litres	Gallons	Litres	Gallons	kg	lbs	kg	lbs
420	111	315	83	258	68	132	290	390	860

(CaCl₂, 75%, -30°C) Always use a tube when filled with water/salt.

TUBES AND VALVES

Tubeless valve TR618A

STUDDABLE

Studdable Yes	Number of studs 114 pcs
Marked stud positions on tread	Recommended stud 12-20,12-23-12-24,16-19

NOKIAN TYRES SOIL KING VF VF600/65R28 - T445809

Product code	Size	LI/SS	Reinforced code	TL/TT	Rim	Permitted rims	Width (mm)	Diameter (mm)	Loaded static radius (mm)	Rolling circumference (mm)	SRI	Pressure (kPa)	Max. inflation pressure (kPa)	Tread depth (mm)	Tread code	Min. dual spacing (mm)
T445809	VF600/65R28	163D (160E)	SB	TL	DW21B	DW20B, DW18L	604	1514	672	4516	700	200	280	55	R-1W	776

LOAD CAPACITY FOR TRACTOR, KG

Pressure (kPa)	0 km/h	5 km/h	10 km/h LT	15 km/h	20 km/h	25 km/h	30 km/h 10 HT	35 km/h	40 km/h	50 km/h	55 km/h	60 km/h	65 km/h	70 km/h
60	5750	3100	2750	2625	2600	2575	2550	2525	2500	2500	2500	2500	2500	2275
80	6670	3595	3190	3045	3015	2985	2960	2930	2900	2900	2900	2900	2900	2640
100	7705	4155	3685	3520	3485	3450	3415	3385	3350	3350	3350	3350	3350	3050
120	8625	4650	4125	3940	3900	3865	3825	3790	3750	3750	3750	3750	3750	3415
140	9490	5115	4540	4330	4290	4250	4210	4165	4125	4125	4125	4125	4125	3755
160	10065	5425	4815	4595	4550	4505	4465	4420	4375	4375	4375	4375	4375	3980
180	10640	5735	5090	4855	4810	4765	4720	4670	4625	4625	4625	4625	4625	4210
200-280	11215	6045	5365	5120	5070	5020	4975	4925	4875	4875	4875	4875	4875	4435

Increase the inflation pressure by 40 kPa (0,4 bar , 7 psi) for : Extensive road driving and use on slopes with inclination more than 20%. Do not exceed maximum pressure. In dual formation the load capacity is 0,88 x single tire load capacity per tire. For high torque field application use 30km/h line. 60kPa (0,6 bar , 9 psi) low torque application only.

WATER AND SALT BALLASTING

Tire volume 100%		Water filling 75%		Water/salt filling (75% / -30°C)				Total weight increase	
				Water		Salt			
Litres	Gallons	Litres	Gallons	Litres	Gallons	kg	lbs	kg	lbs
553	146	415	110	341	90	174	383	515	1135

(CaCl2, 75%, -30°C) Always use a tube when filled with water/salt.

TUBES AND VALVES

Tubeless valve TR618A

STUDDABLE

Studdable Yes	Number of studs 114 pcs
Marked stud positions on tread	Recommended stud 12-20,12-23-12-24,16-19

NOKIAN TYRES SOIL KING VF VF600/70R28 - T445813

Product code	Size	LI/SS	Reinforced code	TL/TT	Rim	Permitted rims	Width (mm)	Diameter (mm)	Loaded static radius (mm)	Rolling circumference (mm)	SRI	Pressure (kPa)	Max. inflation pressure (kPa)	Tread depth (mm)	Tread code	Min. dual spacing (mm)
T445813	VF600/70R28	167D (164E)	SB	TL	DW21B	DW20B, DW18L	614	1580	685	4703	725	200	280	55	R-1W	788

LOAD CAPACITY FOR TRACTOR, KG

Pressure (kPa)	0 km/h	5 km/h	10 km/h LT	15 km/h	20 km/h	25 km/h	30 km/h 10 HT	35 km/h	40 km/h	50 km/h	55 km/h	60 km/h	65 km/h	70 km/h
60	6270	3380	3000	2860	2835	2805	2780	2750	2725	2725	2725	2725	2725	2480
80	7245	3905	3465	3310	3275	3245	3215	3180	3150	3150	3150	3150	3150	2865
100	8395	4525	4015	3835	3795	3760	3725	3685	3650	3650	3650	3650	3650	3320
120	9490	5115	4540	4330	4290	4250	4210	4165	4125	4125	4125	4125	4125	3755
140	10350	5580	4950	4725	4680	4635	4590	4545	4500	4500	4500	4500	4500	4095
160	11500	6200	5500	5250	5200	5150	5100	5050	5000	5000	5000	5000	5000	4550
180	12190	6570	5830	5565	5510	5460	5405	5355	5300	5300	5300	5300	5300	4825
200-280	12535	6760	5995	5725	5670	5615	5560	5505	5450	5450	5450	5450	5450	4960

Increase the inflation pressure by 40 kPa (0,4 bar , 7 psi) for : Extensive road driving and use on slopes with inclination more than 20%. Do not exceed maximum pressure. In dual formation the load capacity is 0,88 x single tire load capacity per tire. For high torque field application use 30km/h line. 60kPa (0,6 bar , 9 psi) low torque application only.

WATER AND SALT BALLASTING

Tire volume 100%		Water filling 75%		Water/salt filling (75% / -30°C)				Total weight increase	
				Water		Salt			
Litres	Gallons	Litres	Gallons	Litres	Gallons	kg	lbs	kg	lbs
635	168	476	126	391	103	199	439	590	1301

(CaCl₂, 75%, -30°C) Always use a tube when filled with water/salt.

TUBES AND VALVES

Tubeless valve TR618A

STUDDABLE

Studdable Yes	Number of studs 120 pcs
Marked stud positions on tread	Recommended stud 12-20,12-23-12-24,16-19

NOKIAN TYRES SOIL KING VF VF540/65R30 - T445811

Product code	Size	LI/SS	Reinforced code	TL/TT	Rim	Permitted rims	Width (mm)	Diameter (mm)	Loaded static radius (mm)	Rolling circumference (mm)	SRI	Pressure (kPa)	Max. inflation pressure (kPa)	Tread depth (mm)	Tread code	Min. dual spacing (mm)
T445811	VF540/65R30	158D (155E)	SB	TL	DW20B	DW18L, DW16L	558	1488	665	4444	700	200	280	55	R-1W	721

LOAD CAPACITY FOR TRACTOR, KG

Pressure (kPa)	0 km/h	5 km/h	10 km/h LT	15 km/h	20 km/h	25 km/h	30 km/h 10 HT	35 km/h	40 km/h	50 km/h	55 km/h	60 km/h	65 km/h	70 km/h
60	5015	2705	2400	2290	2265	2245	2225	2200	2180	2180	2180	2180	2180	1985
80	5750	3100	2750	2625	2600	2575	2550	2525	2500	2500	2500	2500	2500	2275
100	6670	3595	3190	3045	3015	2985	2960	2930	2900	2900	2900	2900	2900	2640
120	7475	4030	3575	3415	3380	3350	3315	3285	3250	3250	3250	3250	3250	2960
140	8165	4400	3905	3730	3690	3655	3620	3585	3550	3550	3550	3550	3550	3230
160	8915	4805	4265	4070	4030	3990	3955	3915	3875	3875	3875	3875	3875	3525
180	9490	5115	4540	4330	4290	4250	4210	4165	4125	4125	4125	4125	4125	3755
200-280	9775	5270	4675	4465	4420	4380	4335	4295	4250	4250	4250	4250	4250	3870

Increase the inflation pressure by 40 kPa (0,4 bar , 7 psi) for : Extensive road driving and use on slopes with inclination more than 20%. Do not exceed maximum pressure. In dual formation the load capacity is 0,88 x single tire load capacity per tire. For high torque field application use 30km/h line. 60kPa (0,6 bar , 9 psi) low torque application only.

WATER AND SALT BALLASTING

Tire volume 100%		Water filling 75%		Water/salt filling (75% / -30°C)				Total weight increase	
				Water		Salt			
Litres	Gallons	Litres	Gallons	Litres	Gallons	kg	lbs	kg	lbs
453	120	340	90	279	74	142	313	421	928

(CaCl2, 75%, -30°C) Always use a tube when filled with water/salt.

TUBES AND VALVES

Tubeless valve TR618A

STUDDABLE

Studdable Yes	Number of studs 120 pcs
Marked stud positions on tread	Recommended stud 12-20,12-23-12-24,16-19

NOKIAN TYRES SOIL KING VF VF600/60R30 - T445861

Product code	Size	LI/SS	Reinforced code	TL/TT	Rim	Permitted rims	Width (mm)	Diameter (mm)	Loaded static radius (mm)	Rolling circumference (mm)	SRI	Pressure (kPa)	Max. inflation pressure (kPa)	Tread depth (mm)	Tread code	Min. dual spacing (mm)
T445861	VF600/60R30	162D (158E)	SB	TL	DW20B	DW21B, DW18L	588	1492	655	4442	700	200	280	55	R-1W	757

LOAD CAPACITY FOR TRACTOR, KG

Pressure (kPa)	0 km/h	5 km/h	10 km/h LT	15 km/h	20 km/h	25 km/h	30 km/h 10 HT	35 km/h	40 km/h	50 km/h	55 km/h	60 km/h	65 km/h	70 km/h
60	5290	2850	2530	2415	2390	2370	2345	2325	2300	2300	2300	2300	2300	2095
80	6270	3380	3000	2860	2835	2805	2780	2750	2725	2725	2725	2725	2725	2480
100	7075	3815	3385	3230	3200	3165	3135	3105	3075	3075	3075	3075	3075	2800
120	7935	4280	3795	3625	3590	3555	3520	3485	3450	3450	3450	3450	3450	3140
140	8915	4805	4265	4070	4030	3990	3955	3915	3875	3875	3875	3875	3875	3525
160	9775	5270	4675	4465	4420	4380	4335	4295	4250	4250	4250	4250	4250	3870
180	10350	5580	4950	4725	4680	4635	4590	4545	4500	4500	4500	4500	4500	4095
200-280	10925	5890	5225	4990	4940	4895	4845	4800	4750	4750	4750	4750	4750	4325

Increase the inflation pressure by 40 kPa (0,4 bar , 7 psi) for : Extensive road driving and use on slopes with inclination more than 20%. Do not exceed maximum pressure. In dual formation the load capacity is 0,88 x single tire load capacity per tire. For high torque field application use 30km/h line. 60kPa (0,6 bar , 9 psi) low torque application only.

WATER AND SALT BALLASTING

Tire volume 100%		Water filling 75%		Water/salt filling (75% / -30°C)				Total weight increase	
				Water		Salt			
Litres	Gallons	Litres	Gallons	Litres	Gallons	kg	lbs	kg	lbs
489	129	367	97	301	79	153	338	454	1001

(CaCl2, 75%, -30°C) Always use a tube when filled with water/salt.

TUBES AND VALVES

Tubeless valve TR618A

STUDDABLE

Studdable Yes	Number of studs 114 pcs
Marked stud positions on tread	Recommended stud 12-20,12-23-12-24,16-19

NOKIAN TYRES SOIL KING VF VF600/70R30 - T445769

Product code	Size	LI/SS	Reinforced code	TL/TT	Rim	Permitted rims	Width (mm)	Diameter (mm)	Loaded static radius (mm)	Rolling circumference (mm)	SRI	Pressure (kPa)	Max. inflation pressure (kPa)	Tread depth (mm)	Tread code	Min. dual spacing (mm)
T445769	VF600/70R30	168D (165E)	SB	TL	DW21B	DW18L, DW20B	615	1598	697	4817	750	200	280	55	R-1W	789

LOAD CAPACITY FOR TRACTOR, KG

Pressure (kPa)	0 km/h	5 km/h	10 km/h LT	15 km/h	20 km/h	25 km/h	30 km/h 10 HT	35 km/h	40 km/h	50 km/h	55 km/h	60 km/h	65 km/h	70 km/h
60	6440	3470	3080	2940	2910	2885	2855	2830	2800	2800	2800	2800	2800	2550
80	7475	4030	3575	3415	3380	3350	3315	3285	3250	3250	3250	3250	3250	2960
100	8625	4650	4125	3940	3900	3865	3825	3790	3750	3750	3750	3750	3750	3415
120	9775	5270	4675	4465	4420	4380	4335	4295	4250	4250	4250	4250	4250	3870
140	10925	5890	5225	4990	4940	4895	4845	4800	4750	4750	4750	4750	4750	4325
160	11845	6385	5665	5410	5355	5305	5255	5200	5150	5150	5150	5150	5150	4685
180	12535	6760	5995	5725	5670	5615	5560	5505	5450	5450	5450	5450	5450	4960
200-280	12880	6945	6160	5880	5825	5770	5710	5655	5600	5600	5600	5600	5600	5095

Increase the inflation pressure by 40 kPa (0,4 bar , 7 psi) for : Extensive road driving and use on slopes with inclination more than 20%. Do not exceed maximum pressure. In dual formation the load capacity is 0,88 x single tire load capacity per tire. For high torque field application use 30km/h line. 60kPa (0,6 bar , 9 psi) low torque application only.

WATER AND SALT BALLASTING

Tire volume 100%		Water filling 75%		Water/salt filling (75% / -30°C)				Total weight increase	
				Water		Salt			
Litres	Gallons	Litres	Gallons	Litres	Gallons	kg	lbs	kg	lbs
620	164	465	123	382	101	195	429	577	1272

(CaCl₂, 75%, -30°C) Always use a tube when filled with water/salt.

TUBES AND VALVES

Tubeless valve TR618A

STUDDABLE

Studdable Yes	Number of studs 120 pcs
Marked stud positions on tread	Recommended stud 12-20,12-23-12-24,16-19

NOKIAN TYRES SOIL KING VF VF600/70R34 - T445760

Product code	Size	LI/SS	Reinforced code	TL/TT	Rim	Permitted rims	Width (mm)	Diameter (mm)	Loaded static radius (mm)	Rolling circumference (mm)	SRI	Pressure (kPa)	Max. inflation pressure (kPa)	Tread depth (mm)	Tread code	Min. dual spacing (mm)
T445760	VF600/70R34	170D (167E)	SB	TL	DW21B	DW20B, DW18L	613	1720	755	5142	800	200	280	58	R-1W	787

LOAD CAPACITY FOR TRACTOR, KG

Pressure (kPa)	0 km/h	5 km/h	10 km/h LT	15 km/h	20 km/h	25 km/h	30 km/h 10 HT	35 km/h	40 km/h	50 km/h	55 km/h	60 km/h	65 km/h	70 km/h
60	6900	3720	3300	3150	3120	3090	3060	3030	3000	3000	3000	3000	3000	2730
80	7935	4280	3795	3625	3590	3555	3520	3485	3450	3450	3450	3450	3450	3140
100	9200	4960	4400	4200	4160	4120	4080	4040	4000	4000	4000	4000	4000	3640
120	10350	5580	4950	4725	4680	4635	4590	4545	4500	4500	4500	4500	4500	4095
140	11500	6200	5500	5250	5200	5150	5100	5050	5000	5000	5000	5000	5000	4550
160	12535	6760	5995	5725	5670	5615	5560	5505	5450	5450	5450	5450	5450	4960
180	13340	7190	6380	6090	6030	5975	5915	5860	5800	5800	5800	5800	5800	5280
200-280	13800	7440	6600	6300	6240	6180	6120	6060	6000	6000	6000	6000	6000	5460

Increase the inflation pressure by 40 kPa (0,4 bar , 7 psi) for : Extensive road driving and use on slopes with inclination more than 20%. Do not exceed maximum pressure. In dual formation the load capacity is 0,88 x single tire load capacity per tire. For high torque field application use 30km/h line. 60kPa (0,6 bar , 9 psi) low torque application only.

WATER AND SALT BALLASTING

Tire volume 100%		Water filling 75%		Water/salt filling (75% / -30°C)				Total weight increase	
				Water		Salt			
Litres	Gallons	Litres	Gallons	Litres	Gallons	kg	lbs	kg	lbs
700	185	525	139	431	114	220	484	651	1435

(CaCl₂, 75%, -30°C) Always use a tube when filled with water/salt.

TUBES AND VALVES

Tubeless valve TR618A

STUDDABLE

Studdable Yes	Number of studs 120 pcs
Marked stud positions on tread	Recommended stud 12-20,12-23-12-24,16-19

NOKIAN TYRES SOIL KING VF VF650/60R34 - T445815

Product code	Size	LI/SS	Reinforced code	TL/TT	Rim	Permitted rims	Width (mm)	Diameter (mm)	Loaded static radius (mm)	Rolling circumference (mm)	SRI	Pressure (kPa)	Max. inflation pressure (kPa)	Tread depth (mm)	Tread code	Min. dual spacing (mm)
T445815	VF650/60R34	168D (165E)	SB	TL	DW23B	DW21B, DW20B	658	1667	735	4979	775	200	280	58	R-1W	841

LOAD CAPACITY FOR TRACTOR, KG

Pressure (kPa)	0 km/h	5 km/h	10 km/h LT	15 km/h	20 km/h	25 km/h	30 km/h 10 HT	35 km/h	40 km/h	50 km/h	55 km/h	60 km/h	65 km/h	70 km/h
60	6440	3470	3080	2940	2910	2885	2855	2830	2800	2800	2800	2800	2800	2550
80	7475	4030	3575	3415	3380	3350	3315	3285	3250	3250	3250	3250	3250	2960
100	8395	4525	4015	3835	3795	3760	3725	3685	3650	3650	3650	3650	3650	3320
120	9490	5115	4540	4330	4290	4250	4210	4165	4125	4125	4125	4125	4125	3755
140	10640	5735	5090	4855	4810	4765	4720	4670	4625	4625	4625	4625	4625	4210
160	11845	6385	5665	5410	5355	5305	5255	5200	5150	5150	5150	5150	5150	4685
180	12190	6570	5830	5565	5510	5460	5405	5355	5300	5300	5300	5300	5300	4825
200-280	12880	6945	6160	5880	5825	5770	5710	5655	5600	5600	5600	5600	5600	5095

Increase the inflation pressure by 40 kPa (0,4 bar , 7 psi) for : Extensive road driving and use on slopes with inclination more than 20%. Do not exceed maximum pressure. In dual formation the load capacity is 0,88 x single tire load capacity per tire. For high torque field application use 30km/h line. 60kPa (0,6 bar , 9 psi) low torque application only.

WATER AND SALT BALLASTING

Tire volume 100%		Water filling 75%		Water/salt filling (75% / -30°C)				Total weight increase	
				Water		Salt			
Litres	Gallons	Litres	Gallons	Litres	Gallons	kg	lbs	kg	lbs
700	185	525	139	431	114	220	484	651	1435

(CaCl2, 75%, -30°C) Always use a tube when filled with water/salt.

TUBES AND VALVES

Tubeless valve TR618A

STUDDABLE

Studdable Yes	Number of studs 120 pcs
Marked stud positions on tread	Recommended stud 12-20,12-23-12-24,16-19

NOKIAN TYRES SOIL KING VF VF650/65R34 - T445830

Product code	Size	LI/SS	Reinforced code	TL/TT	Rim	Permitted rims	Width (mm)	Diameter (mm)	Loaded static radius (mm)	Rolling circumference (mm)	SRI	Pressure (kPa)	Max. inflation pressure (kPa)	Tread depth (mm)	Tread code	Min. dual spacing (mm)
T445830	VF650/65R34	170D (167E)	SB	TL	DW23B	DW21B, DW20B	660	1720	759	5159	825	200	280	58	R-1W	843

LOAD CAPACITY FOR TRACTOR, KG

Pressure (kPa)	0 km/h	5 km/h	10 km/h LT	15 km/h	20 km/h	25 km/h	30 km/h 10 HT	35 km/h	40 km/h	50 km/h	55 km/h	60 km/h	65 km/h	70 km/h
60	7075	3815	3385	3230	3200	3165	3135	3105	3075	3075	3075	3075	3075	2800
80	8165	4400	3905	3730	3690	3655	3620	3585	3550	3550	3550	3550	3550	3230
100	9490	5115	4540	4330	4290	4250	4210	4165	4125	4125	4125	4125	4125	3755
120	10640	5735	5090	4855	4810	4765	4720	4670	4625	4625	4625	4625	4625	4210
140	11500	6200	5500	5250	5200	5150	5100	5050	5000	5000	5000	5000	5000	4550
160	12535	6760	5995	5725	5670	5615	5560	5505	5450	5450	5450	5450	5450	4960
180	13340	7190	6380	6090	6030	5975	5915	5860	5800	5800	5800	5800	5800	5280
200-280	13800	7440	6600	6300	6240	6180	6120	6060	6000	6000	6000	6000	6000	5460

Increase the inflation pressure by 40 kPa (0,4 bar , 7 psi) for : Extensive road driving and use on slopes with inclination more than 20%. Do not exceed maximum pressure. In dual formation the load capacity is 0,88 x single tire load capacity per tire. For high torque field application use 30km/h line. 60kPa (0,6 bar , 9 psi) low torque application only.

WATER AND SALT BALLASTING

Tire volume 100%		Water filling 75%		Water/salt filling (75% / -30°C)				Total weight increase	
				Water		Salt			
Litres	Gallons	Litres	Gallons	Litres	Gallons	kg	lbs	kg	lbs
764	202	573	151	470	124	240	528	710	1565

(CaCl2, 75%, -30°C) Always use a tube when filled with water/salt.

TUBES AND VALVES

Tubeless valve TR618A

STUDDABLE

Studdable Yes	Number of studs 120 pcs
Marked stud positions on tread	Recommended stud 12-20,12-23-12-24,16-19

NOKIAN TYRES SOIL KING VF VF710/60R34 - T445864

Product code	Size	LI/SS	Reinforced code	TL/TT	Rim	Permitted rims	Width (mm)	Diameter (mm)	Loaded static radius (mm)	Rolling circumference (mm)	SRI	Pressure (kPa)	Max. inflation pressure (kPa)	Tread depth (mm)	Tread code	Min. dual spacing (mm)
T445864	VF710/60R34	173D (170E)	SB	TL	DW25B	DW24B	712	1728	760	5169	825	200	280	58	R-1W	905

LOAD CAPACITY FOR TRACTOR, KG

Pressure (kPa)	0 km/h	5 km/h	10 km/h LT	15 km/h	20 km/h	25 km/h	30 km/h 10 HT	35 km/h	40 km/h	50 km/h	55 km/h	60 km/h	65 km/h	70 km/h
60	7245	3905	3465	3310	3275	3245	3215	3180	3150	3150	3150	3150	3150	2865
80	8625	4650	4125	3940	3900	3865	3825	3790	3750	3750	3750	3750	3750	3415
100	9775	5270	4675	4465	4420	4380	4335	4295	4250	4250	4250	4250	4250	3870
120	10925	5890	5225	4990	4940	4895	4845	4800	4750	4750	4750	4750	4750	4325
140	12190	6570	5830	5565	5510	5460	5405	5355	5300	5300	5300	5300	5300	4825
160	13340	7190	6380	6090	6030	5975	5915	5860	5800	5800	5800	5800	5800	5280
180	14145	7625	6765	6460	6395	6335	6275	6210	6150	6150	6150	6150	6150	5595
200-280	14950	8060	7150	6825	6760	6695	6630	6565	6500	6500	6500	6500	6500	5915

Increase the inflation pressure by 40 kPa (0,4 bar , 7 psi) for : Extensive road driving and use on slopes with inclination more than 20%. Do not exceed maximum pressure. In dual formation the load capacity is 0,88 x single tire load capacity per tire. For high torque field application use 30km/h line. 60kPa (0,6 bar , 9 psi) low torque application only.

WATER AND SALT BALLASTING

Tire volume 100%		Water filling 75%		Water/salt filling (75% / -30°C)				Total weight increase	
				Water		Salt			
Litres	Gallons	Litres	Gallons	Litres	Gallons	kg	lbs	kg	lbs
847	224	635	168	521	138	266	586	787	1735

(CaCl2, 75%, -30°C) Always use a tube when filled with water/salt.

TUBES AND VALVES

Tubeless valve TR618A

STUDDABLE

Studdable Yes	Number of studs 114 pcs
Marked stud positions on tread	Recommended stud 12-20,12-23-12-24,16-19

NOKIAN TYRES SOIL KING VF VF650/65R38 - T445884

Product code	Size	LI/SS	Reinforced code	TL/TT	Rim	Permitted rims	Width (mm)	Diameter (mm)	Loaded static radius (mm)	Rolling circumference (mm)	SRI	Pressure (kPa)	Max. inflation pressure (kPa)	Tread depth (mm)	Tread code	Min. dual spacing (mm)
T445884	VF650/65R38	172D (169E)	SB	TL	DW23B	DW21B, DW20B	658	1835	823	5509	875	200	280	59	R-1W	841

LOAD CAPACITY FOR TRACTOR, KG

Pressure (kPa)	0 km/h	5 km/h	10 km/h LT	15 km/h	20 km/h	25 km/h	30 km/h 10 HT	35 km/h	40 km/h	50 km/h	55 km/h	60 km/h	65 km/h	70 km/h
60	7475	4030	3575	3415	3380	3350	3315	3285	3250	3250	3250	3250	3250	2960
80	8625	4650	4125	3940	3900	3865	3825	3790	3750	3750	3750	3750	3750	3415
100	9775	5270	4675	4465	4420	4380	4335	4295	4250	4250	4250	4250	4250	3870
120	11215	6045	5365	5120	5070	5020	4975	4925	4875	4875	4875	4875	4875	4435
140	12190	6570	5830	5565	5510	5460	5405	5355	5300	5300	5300	5300	5300	4825
160	13340	7190	6380	6090	6030	5975	5915	5860	5800	5800	5800	5800	5800	5280
180	13800	7440	6600	6300	6240	6180	6120	6060	6000	6000	6000	6000	6000	5460
200-280	14490	7810	6930	6615	6550	6490	6425	6365	6300	6300	6300	6300	6300	5735

Increase the inflation pressure by 40 kPa (0,4 bar , 7 psi) for : Extensive road driving and use on slopes with inclination more than 20%. Do not exceed maximum pressure. In dual formation the load capacity is 0,88 x single tire load capacity per tire. For high torque field application use 30km/h line. 60kPa (0,6 bar , 9 psi) low torque application only.

WATER AND SALT BALLASTING

Tire volume 100%		Water filling 75%		Water/salt filling (75% / -30°C)				Total weight increase	
				Water		Salt			
Litres	Gallons	Litres	Gallons	Litres	Gallons	kg	lbs	kg	lbs
847	224	635	168	521	138	266	586	787	1735

(CaCl₂, 75%, -30°C) Always use a tube when filled with water/salt.

TUBES AND VALVES

Tubeless valve TR618A

STUDDABLE

Studdable Yes	Number of studs 120 pcs
Marked stud positions on tread	Recommended stud 12-20,12-23-12-24,16-19

NOKIAN TYRES SOIL KING VF VF650/85R38 - T445808

Product code	Size	LI/SS	Reinforced code	TL/TT	Rim	Permitted rims	Width (mm)	Diameter (mm)	Loaded static radius (mm)	Rolling circumference (mm)	SRI	Pressure (kPa)	Max. inflation pressure (kPa)	Tread depth (mm)	Tread code	Min. dual spacing (mm)
T445808	VF650/85R38	182D (179E)	SB	TL	DW23B	DW21B, DW20B	668	2064	900	6190	975	200	280	63	R-1W	853

LOAD CAPACITY FOR TRACTOR, KG

Pressure (kPa)	0 km/h	5 km/h	10 km/h LT	15 km/h	20 km/h	25 km/h	30 km/h 10 HT	35 km/h	40 km/h	50 km/h	55 km/h	60 km/h	65 km/h	70 km/h
60	9775	5270	4675	4465	4420	4380	4335	4295	4250	4250	4250	4250	4250	3870
80	11215	6045	5365	5120	5070	5020	4975	4925	4875	4875	4875	4875	4875	4435
100	12880	6945	6160	5880	5825	5770	5710	5655	5600	5600	5600	5600	5600	5095
120	14490	7810	6930	6615	6550	6490	6425	6365	6300	6300	6300	6300	6300	5735
140	16330	8805	7810	7455	7385	7315	7240	7170	7100	7100	7100	7100	7100	6460
160	17825	9610	8525	8140	8060	7985	7905	7830	7750	7750	7750	7750	7750	7055
180	18400	9920	8800	8400	8320	8240	8160	8080	8000	8000	8000	8000	8000	7280
200-280	19550	10540	9350	8925	8840	8755	8670	8585	8500	8500	8500	8500	8500	7735

Increase the inflation pressure by 40 kPa (0,4 bar , 7 psi) for : Extensive road driving and use on slopes with inclination more than 20%. Do not exceed maximum pressure. In dual formation the load capacity is 0,88 x single tire load capacity per tire. For high torque field application use 30km/h line. 60kPa (0,6 bar , 9 psi) low torque application only.

WATER AND SALT BALLASTING

Tire volume 100%		Water filling 75%		Water/salt filling (75% / -30°C)				Total weight increase	
				Water		Salt			
Litres	Gallons	Litres	Gallons	Litres	Gallons	kg	lbs	kg	lbs
1165	308	874	231	717	189	365	806	1082	2385

(CaCl2, 75%, -30°C) Always use a tube when filled with water/salt.

TUBES AND VALVES

Tubeless valve TR618A

STUDDABLE

Studdable Yes	Number of studs 126 pcs
Marked stud positions on tread	Recommended stud 12-20,12-23-12-24,16-19

NOKIAN TYRES SOIL KING VF VF710/70R38 - T445812

Product code	Size	LI/SS	Reinforced code	TL/TT	Rim	Permitted rims	Width (mm)	Diameter (mm)	Loaded static radius (mm)	Rolling circumference (mm)	SRI	Pressure (kPa)	Max. inflation pressure (kPa)	Tread depth (mm)	Tread code	Min. dual spacing (mm)
T445812	VF710/70R38	181D (178E)	SB	TL	DW25B	DW24B, DW23B	721	1959	862	5885	925	200	280	63	R-1W	916

LOAD CAPACITY FOR TRACTOR, KG

Pressure (kPa)	0 km/h	5 km/h	10 km/h LT	15 km/h	20 km/h	25 km/h	30 km/h 10 HT	35 km/h	40 km/h	50 km/h	55 km/h	60 km/h	65 km/h	70 km/h
60	9200	4960	4400	4200	4160	4120	4080	4040	4000	4000	4000	4000	4000	3640
80	10925	5890	5225	4990	4940	4895	4845	4800	4750	4750	4750	4750	4750	4325
100	12535	6760	5995	5725	5670	5615	5560	5505	5450	5450	5450	5450	5450	4960
120	14145	7625	6765	6460	6395	6335	6275	6210	6150	6150	6150	6150	6150	5595
140	15410	8310	7370	7035	6970	6900	6835	6765	6700	6700	6700	6700	6700	6095
160	17250	9300	8250	7875	7800	7725	7650	7575	7500	7500	7500	7500	7500	6825
180	17825	9610	8525	8140	8060	7985	7905	7830	7750	7750	7750	7750	7750	7055
200-280	18975	10230	9075	8665	8580	8500	8415	8335	8250	8250	8250	8250	8250	7510

Increase the inflation pressure by 40 kPa (0,4 bar , 7 psi) for : Extensive road driving and use on slopes with inclination more than 20%. Do not exceed maximum pressure. In dual formation the load capacity is 0,88 x single tire load capacity per tire. For high torque field application use 30km/h line. 60kPa (0,6 bar , 9 psi) low torque application only.

WATER AND SALT BALLASTING

Tire volume 100%		Water filling 75%		Water/salt filling (75% / -30°C)				Total weight increase	
				Water		Salt			
Litres	Gallons	Litres	Gallons	Litres	Gallons	kg	lbs	kg	lbs
1119	296	839	222	689	182	351	774	1040	2293

(CaCl2, 75%, -30°C) Always use a tube when filled with water/salt.

TUBES AND VALVES

Tubeless valve TR618A

STUDDABLE

Studdable Yes	Number of studs 120 pcs
Marked stud positions on tread	Recommended stud 12-20,12-23-12-24,16-19

NOKIAN TYRES SOIL KING VF VF650/65R42 - T445810

Product code	Size	LI/SS	Reinforced code	TL/TT	Rim	Permitted rims	Width (mm)	Diameter (mm)	Loaded static radius (mm)	Rolling circumference (mm)	SRI	Pressure (kPa)	Max. inflation pressure (kPa)	Tread depth (mm)	Tread code	Min. dual spacing (mm)
T445810	VF650/65R42	174D (170E)	SB	TL	DW23B	DW21B, DW20B	658	1923	855	5770	925	200	280	59	R-1W	841

LOAD CAPACITY FOR TRACTOR, KG

Pressure (kPa)	0 km/h	5 km/h	10 km/h LT	15 km/h	20 km/h	25 km/h	30 km/h 10 HT	35 km/h	40 km/h	50 km/h	55 km/h	60 km/h	65 km/h	70 km/h
60	7705	4155	3685	3520	3485	3450	3415	3385	3350	3350	3350	3350	3350	3050
80	9200	4960	4400	4200	4160	4120	4080	4040	4000	4000	4000	4000	4000	3640
100	10350	5580	4950	4725	4680	4635	4590	4545	4500	4500	4500	4500	4500	4095
120	11500	6200	5500	5250	5200	5150	5100	5050	5000	5000	5000	5000	5000	4550
140	12880	6945	6160	5880	5825	5770	5710	5655	5600	5600	5600	5600	5600	5095
160	13800	7440	6600	6300	6240	6180	6120	6060	6000	6000	6000	6000	6000	5460
180	14490	7810	6930	6615	6550	6490	6425	6365	6300	6300	6300	6300	6300	5735
200-280	15410	8310	7370	7035	6970	6900	6835	6765	6700	6700	6700	6700	6700	6095

Increase the inflation pressure by 40 kPa (0,4 bar , 7 psi) for : Extensive road driving and use on slopes with inclination more than 20%. Do not exceed maximum pressure. In dual formation the load capacity is 0,88 x single tire load capacity per tire. For high torque field application use 30km/h line. 60kPa (0,6 bar , 9 psi) low torque application only.

WATER AND SALT BALLASTING

Tire volume 100%		Water filling 75%		Water/salt filling (75% / -30°C)				Total weight increase	
				Water		Salt			
Litres	Gallons	Litres	Gallons	Litres	Gallons	kg	lbs	kg	lbs
884	234	663	175	544	144	277	611	821	1810

(CaCl₂, 75%, -30°C) Always use a tube when filled with water/salt.

TUBES AND VALVES

Tubeless valve TR618A

STUDDABLE

Studdable Yes	Number of studs 126 pcs
Marked stud positions on tread	Recommended stud 12-20,12-23-12-24,16-19

NOKIAN TYRES SOIL KING VF VF710/60R42 - T445873

Product code	Size	LI/SS	Reinforced code	TL/TT	Rim	Permitted rims	Width (mm)	Diameter (mm)	Loaded static radius (mm)	Rolling circumference (mm)	SRI	Pressure (kPa)	Max. inflation pressure (kPa)	Tread depth (mm)	Tread code	Min. dual spacing (mm)
T445873	VF710/60R42	176D (173E)	SB	TL	DW25B	DW24B, DW23B	717	1930	861	5796	925	200	280	63	R-1W	911

LOAD CAPACITY FOR TRACTOR, KG

Pressure (kPa)	0 km/h	5 km/h	10 km/h LT	15 km/h	20 km/h	25 km/h	30 km/h 10 HT	35 km/h	40 km/h	50 km/h	55 km/h	60 km/h	65 km/h	70 km/h
60	7935	4280	3795	3625	3590	3555	3520	3485	3450	3450	3450	3450	3450	3140
80	9490	5115	4540	4330	4290	4250	4210	4165	4125	4125	4125	4125	4125	3755
100	10640	5735	5090	4855	4810	4765	4720	4670	4625	4625	4625	4625	4625	4210
120	12190	6570	5830	5565	5510	5460	5405	5355	5300	5300	5300	5300	5300	4825
140	13340	7190	6380	6090	6030	5975	5915	5860	5800	5800	5800	5800	5800	5280
160	14950	8060	7150	6825	6760	6695	6630	6565	6500	6500	6500	6500	6500	5915
180	15410	8310	7370	7035	6970	6900	6835	6765	6700	6700	6700	6700	6700	6095
200-280	16330	8805	7810	7455	7385	7315	7240	7170	7100	7100	7100	7100	7100	6460

Increase the inflation pressure by 40 kPa (0,4 bar , 7 psi) for : Extensive road driving and use on slopes with inclination more than 20%. Do not exceed maximum pressure. In dual formation the load capacity is 0,88 x single tire load capacity per tire. For high torque field application use 30km/h line. 60kPa (0,6 bar , 9 psi) low torque application only.

WATER AND SALT BALLASTING

Tire volume 100%		Water filling 75%		Water/salt filling (75% / -30°C)				Total weight increase	
				Water		Salt			
Litres	Gallons	Litres	Gallons	Litres	Gallons	kg	lbs	kg	lbs
974	257	731	193	600	158	306	674	906	1997

(CaCl2, 75%, -30°C) Always use a tube when filled with water/salt.

TUBES AND VALVES

Tubeless valve TR618A

STUDDABLE

Studdable Yes	Number of studs 120 pcs
Marked stud positions on tread	Recommended stud 12-20,12-23-12-24,16-19

NOKIAN TYRES SOIL KING VF VF710/70R42 - T445768

Product code	Size	LI/SS	Reinforced code	TL/TT	Rim	Permitted rims	Width (mm)	Diameter (mm)	Loaded static radius (mm)	Rolling circumference (mm)	SRI	Pressure (kPa)	Max. inflation pressure (kPa)	Tread depth (mm)	Tread code	Min. dual spacing (mm)
T445768	VF710/70R42	182D (179E)	SB	TL	DW25B	DW23B, DW24B	730	2075	906	6274	975	200	280	63	R-1W	927

LOAD CAPACITY FOR TRACTOR, KG

Pressure (kPa)	0 km/h	5 km/h	10 km/h LT	15 km/h	20 km/h	25 km/h	30 km/h 10 HT	35 km/h	40 km/h	50 km/h	55 km/h	60 km/h	65 km/h	70 km/h
60	9775	5270	4675	4465	4420	4380	4335	4295	4250	4250	4250	4250	4250	3870
80	11500	6200	5500	5250	5200	5150	5100	5050	5000	5000	5000	5000	5000	4550
100	12880	6945	6160	5880	5825	5770	5710	5655	5600	5600	5600	5600	5600	5095
120	14490	7810	6930	6615	6550	6490	6425	6365	6300	6300	6300	6300	6300	5735
140	16330	8805	7810	7455	7385	7315	7240	7170	7100	7100	7100	7100	7100	6460
160	17825	9610	8525	8140	8060	7985	7905	7830	7750	7750	7750	7750	7750	7055
180	18975	10230	9075	8665	8580	8500	8415	8335	8250	8250	8250	8250	8250	7510
200-280	19550	10540	9350	8925	8840	8755	8670	8585	8500	8500	8500	8500	8500	7735

Increase the inflation pressure by 40 kPa (0,4 bar , 7 psi) for : Extensive road driving and use on slopes with inclination more than 20%. Do not exceed maximum pressure. In dual formation the load capacity is 0,88 x single tire load capacity per tire. For high torque field application use 30km/h line. 60kPa (0,6 bar , 9 psi) low torque application only.

WATER AND SALT BALLASTING

Tire volume 100%		Water filling 75%		Water/salt filling (75% / -30°C)				Total weight increase	
				Water		Salt			
Litres	Gallons	Litres	Gallons	Litres	Gallons	kg	lbs	kg	lbs
1238	327	929	245	762	201	388	856	1150	2535

(CaCl2, 75%, -30°C) Always use a tube when filled with water/salt.

TUBES AND VALVES

Tubeless valve TR618A

STUDDABLE

Studdable Yes	Number of studs 126 pcs
Marked stud positions on tread	Recommended stud 12-20,12-23-12-24,16-19

NOKIAN TYRES SOIL KING VF VF710/75R42 - T445759

Product code	Size	LI/SS	Reinforced code	TL/TT	Rim	Permitted rims	Width (mm)	Diameter (mm)	Loaded static radius (mm)	Rolling circumference (mm)	SRI	Pressure (kPa)	Max. inflation pressure (kPa)	Tread depth (mm)	Tread code	Min. dual spacing (mm)
T445759	VF710/75R42	184D (181E)	SB	TL	DW25B	DW23B, DW24B	727	2150	943	6448	1000	200	280	66	R-1W	923

LOAD CAPACITY FOR TRACTOR, KG

Pressure (kPa)	0 km/h	5 km/h	10 km/h LT	15 km/h	20 km/h	25 km/h	30 km/h 10 HT	35 km/h	40 km/h	50 km/h	55 km/h	60 km/h	65 km/h	70 km/h
60	10350	5580	4950	4725	4680	4635	4590	4545	4500	4500	4500	4500	4500	4095
80	12190	6570	5830	5565	5510	5460	5405	5355	5300	5300	5300	5300	5300	4825
100	13800	7440	6600	6300	6240	6180	6120	6060	6000	6000	6000	6000	6000	5460
120	15410	8310	7370	7035	6970	6900	6835	6765	6700	6700	6700	6700	6700	6095
140	17250	9300	8250	7875	7800	7725	7650	7575	7500	7500	7500	7500	7500	6825
160	18975	10230	9075	8665	8580	8500	8415	8335	8250	8250	8250	8250	8250	7510
180	20125	10850	9625	9190	9100	9015	8925	8840	8750	8750	8750	8750	8750	7965
200-280	20700	11160	9900	9450	9360	9270	9180	9090	9000	9000	9000	9000	9000	8190

Increase the inflation pressure by 40 kPa (0,4 bar , 7 psi) for : Extensive road driving and use on slopes with inclination more than 20%. Do not exceed maximum pressure. In dual formation the load capacity is 0,88 x single tire load capacity per tire. For high torque field application use 30km/h line. 60kPa (0,6 bar , 9 psi) low torque application only.

WATER AND SALT BALLASTING

Tire volume 100%		Water filling 75%		Water/salt filling (75% / -30°C)				Total weight increase	
				Water		Salt			
Litres	Gallons	Litres	Gallons	Litres	Gallons	kg	lbs	kg	lbs
1340	354	1005	265	825	218	420	927	1245	2745

(CaCl2, 75%, -30°C) Always use a tube when filled with water/salt.

TUBES AND VALVES

Tubeless valve TR618A

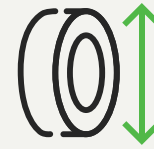
STUDDABLE

Studdable Yes	Number of studs 126 pcs
Marked stud positions on tread	Recommended stud 12-20,12-23-12-24,16-19

NOKIAN TYRES TRI 2

**A M+S BLOCK PATTERNED TIRE FOR
WORK ON HARD GROUNDS AND ROADS
IN ALL SEASONS**

- Use economy with durable long service life block pattern and energy efficiency.
- Reliable grip and comfortable handling also in varying weather conditions.
- Use of heavy implements enabled by high load capacity and strength of steel belted construction.



AVAILABLE SIZES

- 250/75R16 - T845539
- 250/80R16 - T845495
- 340/80R18 - T445391
- 360/70R20 - T445569
- 360/80R20 - T445389
- 300/80R24 - T445419
- 340/80R24 - T445376
- 360/80R24 - T445378
- 400/80R24 - T445372
- 420/65R24 - T445392
- 440/80R24 - T445385
- 460/65R24 - T445393
- 500/70R24 - T445467
- 540/65R24 - T445420
- 320/85R28 - T445579
- 360/80R28 - T445550
- 400/80R28 - T445383
- 440/80R28 - T445337
- 480/65R28 - T445444
- 540/65R28 - T445442
- 440/80R30 - T445384
- 480/80R30 - T445386
- 540/65R30 - T445371
- 600/70R30 - T445657
- 440/80R34 - T445369
- 480/80R34 - T445370
- 600/65R34 - T445656
- 480/80R38 - T445377
- 540/80R38 - T445338
- 600/65R38 - T445445
- 650/65R38 - T445443
- 620/80R42 - T445518
- 650/65R42 - T445390
- 710/70R42 - T445655

NOKIAN TYRES TRI 2

ALL SIZES

Product code	Size	Equivalent size	LI/SS	Reinforced code	TL/TT	Rim	Permitted rims	Width (mm)	Diameter (mm)	Loaded static radius (mm)	Rolling circumference (mm)	SRI	Pressure (kPa)	Max. inflation pressure (kPa)	Tread depth (mm)	Tread code	Tube product code	M+S	Load capacity for constant load, kg					
																			Speed (km/h)					
																			40	45	50	55	60	65
T845539	250/75R16		120G	SB	TL	8	W7, 7, 7J, W8, 8J, W9, 9, 9J	258	783	363	2390	370	450	450	16	R-4		Yes	1670	1625	1565	1525	1495	1450
T845495	250/80R16	7.5R16	119G	SB	TL	8	W7, 7, 7J, W8, 8J, W9, 9, 9J	274	818	377	2494	390	450	450	17	R-4		Yes	1785	1735	1675	1630	1595	1550
T445391	340/80R18	12.5R18	143A8 (138D)	SB	TL	11	W11, 10, W10, 12, W12	341	1002	453	3010	475	400	400	25	R-4		Yes	2715	2645	2550	2480	2430	2360
T445569	360/70R20		136A8 (131D)	SB	TL	11	W11, 10, W10, 12, W12	341	1030	470	3104	500	320	320	26	R-4		Yes	2245	2185	2105	2050	2010	1950
T445389	360/80R20	13.6R20	147A8 (143D)	SB	TL	11	W11, 10, W11, 12, W12	355	1095	495	3286	500	400	400	26	R-4		Yes	3135	3050	2945	2860	2805	2725
T445419	300/80R24	11.2R24	133A8 (128D)	SB	TL	DW10	W9, W10, W11, DW11	295	1090	502	3297	525	320	320	24	R-4		Yes	2070	2015	1945	1890	1855	1800
T445376	340/80R24	12.4R24	140A8 (135D)	SB	TL	DW11	DW10, DW12	330	1154	521	3487	550	320	320	25	R-4		Yes	2505	2440	2355	2290	2245	2180
T445378	360/80R24	13.6R24	143A8 (138D)	SB	TL	DW11	DW10, DW12	347	1184	539	3574	575	320	320	26	R-4		Yes	2795	2720	2625	2550	2505	2430
T445372	400/80R24	14.9R24	149A8 (144D)	SB	TL	DW13	DW12, DW14L	395	1248	560	3763	600	320	320	27	R-4	T55112	Yes	3220	3135	3025	2940	2885	2800
T445392	420/65R24		151A8 (146D)	SB	TL	DW13	DW12, DW14, DW15L	402	1155	525	3493	550	400	400	26	R-4	T55112	Yes	3450	3360	3240	3150	3090	3000
T445385	440/80R24	16.9R24	154A8 (149D)	SB	TL	DW14L	DW15L	430	1312	585	3958	625	320	320	28	R-4	T55112	Yes	3740	3640	3510	3415	3350	3250
T445393	460/65R24		156A8 (151D)	SB	TL	DW14L	DW15L, DW16L	439	1204	540	3644	575	400	400	28	R-4	T55112	Yes	3970	3865	3725	3625	3555	3450
T445467	500/70R24	19.5LR24	164A8 (159D)	SB	TL	DW16L	DW15L, DW18L	515	1307	585	3958	625	400	400	28	R-4		Yes	5030	4900	4725	4595	4505	4375
T445420	540/65R24		158A8 (154D)	SB	TL	DW18L	DW16L	535	1307	582	3965	625	320	320	28	R-4		Yes	4200	4090	3940	3835	3760	3650
T445579	320/85R28	12.4R28	141A8 (136D)	SB	TL	DW10	W9, DW11, W10	312	1250	575	3788	600	320	320	24	R-4		Yes	2645	2575	2485	2415	2370	2300
T445550	360/80R28	13.6R28	146A8 (142D)	SB	TL	DW11	DW12, DW13	353	1302	595	3946	625	320	320	26	R-4		Yes	2960	2885	2780	2705	2650	2575
T445383	400/80R28	14.9R28	151A8 (146D)	SB	TL	DW13	DW12, DW14L	397	1351	620	4078	650	320	320	27	R-4		Yes	3535	3445	3320	3230	3165	3075
T445337	440/80R28	16.9R28	156A8 (151D)	SB	TL	DW14L	DW15L, DW16L	433	1413	644	4266	675	320	320	28	R-4		Yes	4085	3975	3835	3730	3655	3550
T445444	480/65R28		154A8 (149D)	SB	TL	DW15L	DW14L, DW16L	464	1336	604	4025	650	320	320	28	R-4	T55097	Yes	3740	3640	3510	3415	3350	3250
T445442	540/65R28		160A8 (155D)	SB	TL	DW18L	DW16L	531	1411	641	4247	675	320	320	28	R-4	T545229	Yes	4455	4340	4185	4070	3990	3875
T445384	440/80R30	16.9R30	157A8 (153D)	SB	TL	DW14L	DW15L, DW16L	430	1464	660	4448	700	320	320	28	R-4	T55371	Yes	4200	4090	3940	3835	3760	3650
T445386	480/80R30	18.4R30	162A8 (157D)	SB	TL	DW15L	DW16L, DW18L	472	1526	683	4636	725	320	320	29	R-4	T55371	Yes	4745	4620	4455	4330	4250	4125
T445371	540/65R30		161A8 (156D)	SB	TL	DW18L	DW16L	530	1460	644	4401	700	320	320	30	R-4	T55371	Yes	4600	4480	4320	4200	4120	4000
T445657	600/70R30		171A8 (166D)	SB	TL	DW20B	DW18L	604	1564	702	4756	750	320	320	32	R-4		Yes	6095	5935	5725	5565	5460	5300
T445369	440/80R34	16.9R34	159A8 (155D)	SB	TL	DW14L	DW15L, DW16L	427	1567	717	4751	750	320	320	28	R-4	T55391	Yes	4455	4340	4185	4070	3990	3875
T445370	480/80R34	18.4R34	164A8 (159D)	SB	TL	DW15L	DW16L, DW18L	472	1630	734	4951	775	320	320	29	R-4	T55391	Yes	5030	4900	4725	4595	4505	4375
T445656	600/65R34		169A8 (164D)	SB	TL	DW20B	DW18L	595	1619	736	4935	775	320	320	32	R-4		Yes	5750	5600	5400	5250	5150	5000
T445377	480/80R38	18.4R38	166A8 (161D)	SB	TL	DW15L	DW16L, DW18L	466	1733	793	5256	825	320	320	29	R-4		Yes	5320	5180	4995	4855	4765	4625
T445338	540/80R38	20.8R28	172A8 (167D)	SB	TL	DW18L	DW16L	553	1825	834	5523	875	320	320	30	R-4		Yes	6440	6270	6050	5880	5770	5600

Product code	Size	Equivalent size	LI/SS	Reinforced code	TL/TT	Rim	Permitted rims	Width (mm)	Diameter (mm)	Loaded static radius (mm)	Rolling circumference (mm)	SRI	Pressure (kPa)	Max. inflation pressure (kPa)	Tread depth (mm)	Tread code	Tube product code	M+S	Load capacity for constant load, kg					
																			Speed (km/h)					
																			40	45	50	55	60	65
T445445	600/65R38		170A8 (166D)	SB	TL	DW18L	DW20B	583	1740	790	5290	825	320	320	30	R-4		Yes	6095	5935	5725	5565	5460	5300
T445443	650/65R38		175A8 (170D)	SB	TL	DW20B	DW18L, DW23B	634	1811	819	5510	875	320	320	33	R-4		Yes	6900	6720	6480	6300	6180	6000
T445518	620/80R42		181A8 (177D)	SB	TL	DW20B	DW23B	626	2059	925	6289	975	320	320	35	R-4		Yes	8395	8175	7885	7665	7520	7300
T445390	650/65R42		176A8 (171D)	SB	TL	DW20B	DW18L, DW23B	617	1913	848	5791	925	320	320	33	R-4		Yes	7075	6890	6640	6460	6335	6150
T445655	710/70R42		185A8 (180D)	SB	TL	DW23B		717	2045	923	6255	975	320	320	37	R-4		Yes	9200	8960	8640	8400	8240	8000

NOKIAN TYRES TRI 2 250/75R16 - T845539

Product code	Size	LI/SS	Reinforced code	TL/TT	Rim	Permitted rims	Width (mm)	Diameter (mm)	Loaded static radius (mm)	Rolling circumference (mm)	SRI	Pressure (kPa)	Max. inflation pressure (kPa)	Tread depth (mm)	Tread code	M+S
T845539	250/75R16	120G	SB	TL	8	W7, 7, 7J, W8, 8J, W9, 9, 9J	258	783	363	2390	370	450	450	16	R-4	Yes

LOAD CAPACITY FOR TRACTOR, KG

Pressure (kPa)	Constant load													
	0 km/h	5 km/h	10 km/h LT	15 km/h	20 km/h	25 km/h	30 km/h 10 HT	35 km/h	40 km/h	45 km/h	50 km/h	55 km/h	60 km/h	65 km/h
80	1285	815	700	635	615	595	585	575	560	545	525	510	500	485
120	1625	1025	885	800	775	750	740	725	705	690	665	645	635	615
160	1980	1255	1080	975	945	915	900	885	865	840	810	790	775	750
200	2180	1380	1190	1075	1040	1005	990	975	950	925	890	865	850	825
240	2310	1460	1260	1140	1105	1070	1050	1035	1005	980	945	920	900	875
280	2575	1630	1405	1270	1230	1190	1170	1150	1120	1090	1055	1025	1005	975
320	2880	1820	1570	1415	1375	1330	1310	1285	1255	1220	1175	1145	1125	1090
360	3115	1970	1700	1535	1485	1440	1415	1390	1355	1320	1275	1240	1215	1180
400	3485	2205	1900	1715	1665	1610	1585	1560	1520	1480	1425	1385	1360	1320
450	3830	2420	2090	1885	1825	1770	1740	1710	1670	1625	1565	1525	1495	1450

WATER AND SALT BALLASTING

Tire volume 100%		Water filling 75%		Water/salt filling (75% / -30°C)				Total weight increase	
				Water		Salt			
Litres	Gallons	Litres	Gallons	Litres	Gallons	kg	lbs	kg	lbs
62	16	47	12	38	10	19	43	57	126

(CaCl2, 75%, -30°C) Always use a tube when filled with water/salt.

TUBES AND VALVES

Tubeless valve TR413

STUDDABLE

Studdable Yes	Number of studs 144 pcs
Marked stud positions on tread	Recommended stud 8-10, 8-11, 8-12, 8-13

NOKIAN TYRES TRI 2 250/80R16 - T845495

Product code	Size	Equivalent size	LI/SS	Reinforced code	TL/TT	Rim	Permitted rims	Width (mm)	Diameter (mm)	Loaded static radius (mm)	Rolling circumference (mm)	SRI	Pressure (kPa)	Max. inflation pressure (kPa)	Tread depth (mm)	Tread code	M+S
T845495	250/80R16	7.5R16	119G	SB	TL	8	W7, 7, 7J, W8, 8J, W9, 9, 9J	274	818	377	2494	390	450	450	17	R-4	Yes

LOAD CAPACITY FOR TRACTOR, KG

Pressure (kPa)	Constant load													
	0 km/h	5 km/h	10 km/h LT	15 km/h	20 km/h	25 km/h	30 km/h 10 HT	35 km/h	40 km/h	45 km/h	50 km/h	55 km/h	60 km/h	65 km/h
80	1360	860	740	670	650	630	620	610	590	575	555	540	530	515
120	1715	1085	935	845	820	795	780	765	750	730	700	685	670	650
160	2110	1335	1150	1040	1010	975	960	945	920	895	865	840	825	800
200	2310	1460	1260	1140	1105	1070	1050	1035	1005	980	945	920	900	875
240	2510	1585	1370	1235	1195	1160	1140	1120	1095	1065	1025	1000	980	950
280	2720	1720	1485	1340	1300	1255	1235	1215	1185	1155	1110	1080	1060	1030
320	3035	1920	1655	1495	1450	1405	1380	1355	1325	1290	1240	1210	1185	1150
360	3300	2090	1800	1625	1575	1525	1500	1475	1440	1400	1350	1315	1290	1250
400	3695	2340	2015	1820	1765	1710	1680	1650	1610	1570	1510	1470	1440	1400
450	4090	2590	2230	2015	1955	1890	1860	1830	1785	1735	1675	1630	1595	1550

WATER AND SALT BALLASTING

Tire volume 100%		Water filling 75%		Water/salt filling (75% / -30°C)				Total weight increase	
				Water		Salt			
Litres	Gallons	Litres	Gallons	Litres	Gallons	kg	lbs	kg	lbs
74	20	56	15	46	12	23	51	69	152

(CaCl₂, 75%, -30°C) Always use a tube when filled with water/salt.

TUBES AND VALVES

Tubeless valve TR413

STUDDABLE

Studdable Yes	Number of studs 144 pcs
Marked stud positions on tread	Recommended stud 8-10, 8-11, 8-12, 8-13

NOKIAN TYRES TRI 2 340/80R18 - T445391

Product code	Size	Equivalent size	LI/SS	Reinforced code	TL/TT	Rim	Permitted rims	Width (mm)	Diameter (mm)	Loaded static radius (mm)	Rolling circumference (mm)	SRI	Pressure (kPa)	Max. inflation pressure (kPa)	Tread depth (mm)	Tread code	M+S
T445391	340/80R18	12.5R18	143A8 (138D)	SB	TL	11	W11, 10, W10, 12, W12	341	1002	453	3010	475	400	400	25	R-4	Yes

LOAD CAPACITY FOR TRACTOR, KG

Pressure (kPa)	Constant load													
	0 km/h	5 km/h	10 km/h LT	15 km/h	20 km/h	25 km/h	30 km/h 10 HT	35 km/h	40 km/h	45 km/h	50 km/h	55 km/h	60 km/h	65 km/h
80	2310	1460	1260	1140	1105	1070	1050	1035	1005	980	945	920	900	875
120	2955	1870	1615	1455	1410	1365	1345	1320	1290	1255	1210	1175	1155	1120
160	3590	2270	1960	1770	1715	1660	1630	1605	1565	1525	1470	1430	1400	1360
200	3960	2505	2160	1950	1890	1830	1800	1770	1725	1680	1620	1575	1545	1500
240	4225	2670	2305	2080	2015	1950	1920	1890	1840	1790	1730	1680	1650	1600
280	4620	2925	2520	2275	2205	2135	2100	2065	2015	1960	1890	1840	1805	1750
320	5150	3255	2810	2535	2455	2380	2340	2300	2245	2185	2105	2050	2010	1950
360	5595	3540	3055	2755	2670	2585	2545	2500	2440	2375	2290	2225	2185	2120
400	6230	3940	3400	3070	2975	2880	2830	2785	2715	2645	2550	2480	2430	2360

WATER AND SALT BALLASTING

Tire volume 100%		Water filling 75%		Water/salt filling (75% / -30°C)				Total weight increase	
Litres	Gallons	Litres	Gallons	Water		Salt		kg	lbs
				Litres	Gallons	kg	lbs		
145	38	109	29	89	24	45	100	134	295

(CaCl2, 75%, -30°C) Always use a tube when filled with water/salt.

TUBES AND VALVES

Tubeless valve TR618A

STUDDABLE

Studdable Yes	Number of studs 144 pcs
Marked stud positions on tread	Recommended stud 12-20

NOKIAN TYRES TRI 2 360/70R20 - T445569

Product code	Size	LI/SS	Reinforced code	TL/TT	Rim	Permitted rims	Width (mm)	Diameter (mm)	Loaded static radius (mm)	Rolling circumference (mm)	SRI	Pressure (kPa)	Max. inflation pressure (kPa)	Tread depth (mm)	Tread code	M+S
T445569	360/70R20	136A8 (131D)	SB	TL	11	W11, 10, W10, 12, W12	341	1030	470	3104	500	320	320	26	R-4	Yes

LOAD CAPACITY FOR TRACTOR, KG

Pressure (kPa)	Constant load													
	0 km/h	5 km/h	10 km/h LT	15 km/h	20 km/h	25 km/h	30 km/h 10 HT	35 km/h	40 km/h	45 km/h	50 km/h	55 km/h	60 km/h	65 km/h
80	2310	1460	1260	1140	1105	1070	1050	1035	1005	980	945	920	900	875
120	3035	1920	1655	1495	1450	1405	1380	1355	1325	1290	1240	1210	1185	1150
160	3695	2340	2015	1820	1765	1710	1680	1650	1610	1570	1510	1470	1440	1400
200	3960	2505	2160	1950	1890	1830	1800	1770	1725	1680	1620	1575	1545	1500
240	4225	2670	2305	2080	2015	1950	1920	1890	1840	1790	1730	1680	1650	1600
280	4750	3005	2590	2340	2270	2195	2160	2125	2070	2015	1945	1890	1855	1800
320	5150	3255	2810	2535	2455	2380	2340	2300	2245	2185	2105	2050	2010	1950

WATER AND SALT BALLASTING

Tire volume 100%		Water filling 75%		Water/salt filling (75% / -30°C)				Total weight increase	
Litres	Gallons	Litres	Gallons	Water		Salt		kg	lbs
				Litres	Gallons	kg	lbs		
155	41	116	31	95	25	49	107	144	317

(CaCl₂, 75%, -30°C) Always use a tube when filled with water/salt.

TUBES AND VALVES

Tubeless valve TR618A

STUDDABLE

Studdable Yes	Number of studs 144 pcs
Marked stud positions on tread	Recommended stud 12-20,12-23

NOKIAN TYRES TRI 2 360/80R20 - T445389

Product code	Size	Equivalent size	LI/SS	Reinforced code	TL/TT	Rim	Permitted rims	Width (mm)	Diameter (mm)	Loaded static radius (mm)	Rolling circumference (mm)	SRI	Pressure (kPa)	Max. inflation pressure (kPa)	Tread depth (mm)	Tread code	M+S
T445389	360/80R20	13.6R20	147A8 (143D)	SB	TL	11	W11, 10, W11, 12, W12	355	1095	495	3286	500	400	400	26	R-4	Yes

LOAD CAPACITY FOR TRACTOR, KG

Pressure (kPa)	Constant load													
	0 km/h	5 km/h	10 km/h LT	15 km/h	20 km/h	25 km/h	30 km/h 10 HT	35 km/h	40 km/h	45 km/h	50 km/h	55 km/h	60 km/h	65 km/h
80	2640	1670	1440	1300	1260	1220	1200	1180	1150	1120	1080	1050	1030	1000
120	3390	2145	1850	1670	1620	1570	1540	1515	1480	1440	1390	1350	1325	1285
160	4090	2590	2230	2015	1955	1890	1860	1830	1785	1735	1675	1630	1595	1550
200	4490	2840	2450	2210	2140	2075	2040	2005	1955	1905	1835	1785	1750	1700
240	4885	3090	2665	2405	2330	2255	2220	2185	2130	2070	2000	1945	1905	1850
280	5280	3340	2880	2600	2520	2440	2400	2360	2300	2240	2160	2100	2060	2000
320	5915	3740	3225	2910	2820	2735	2690	2645	2575	2510	2420	2350	2305	2240
360	6415	4060	3500	3160	3060	2965	2915	2865	2795	2720	2625	2550	2505	2430
400	7195	4550	3925	3545	3435	3325	3270	3215	3135	3050	2945	2860	2805	2725

WATER AND SALT BALLASTING

Tire volume 100%		Water filling 75%		Water/salt filling (75% / -30°C)				Total weight increase	
Litres	Gallons	Litres	Gallons	Water		Salt		kg	lbs
				Litres	Gallons	kg	lbs		
180	48	135	36	111	29	56	124	167	368

(CaCl2, 75%, -30°C) Always use a tube when filled with water/salt.

TUBES AND VALVES

Tube valve	Tubeless valve
TR218A	TR618A

STUDDABLE

Studdable	Number of studs
Yes	144 pcs
Marked stud positions on tread	Recommended stud
	12-20,12-23

NOKIAN TYRES TRI 2 300/80R24 - T445419

Product code	Size	Equivalent size	LI/SS	Reinforced code	TL/TT	Rim	Permitted rims	Width (mm)	Diameter (mm)	Loaded static radius (mm)	Rolling circumference (mm)	SRI	Pressure (kPa)	Max. inflation pressure (kPa)	Tread depth (mm)	Tread code	M+S
T445419	300/80R24	11.2R24	133A8 (128D)	SB	TL	DW10	W9, W10, W11, DW11	295	1090	502	3297	525	320	320	24	R-4	Yes

LOAD CAPACITY FOR TRACTOR, KG

Pressure (kPa)	Constant load													
	0 km/h	5 km/h	10 km/h LT	15 km/h	20 km/h	25 km/h	30 km/h 10 HT	35 km/h	40 km/h	45 km/h	50 km/h	55 km/h	60 km/h	65 km/h
80	2180	1380	1190	1075	1040	1005	990	975	950	925	890	865	850	825
120	2800	1770	1525	1380	1335	1295	1270	1250	1220	1185	1145	1115	1090	1060
160	3390	2145	1850	1670	1620	1570	1540	1515	1480	1440	1390	1350	1325	1285
200	3695	2340	2015	1820	1765	1710	1680	1650	1610	1570	1510	1470	1440	1400
240	3960	2505	2160	1950	1890	1830	1800	1770	1725	1680	1620	1575	1545	1500
280	4355	2755	2375	2145	2080	2015	1980	1945	1900	1850	1780	1735	1700	1650
320	4750	3005	2590	2340	2270	2195	2160	2125	2070	2015	1945	1890	1855	1800

WATER AND SALT BALLASTING

Tire volume 100%		Water filling 75%		Water/salt filling (75% / -30°C)				Total weight increase	
Litres	Gallons	Litres	Gallons	Water		Salt		kg	lbs
				Litres	Gallons	kg	lbs		
130	34	98	26	80	21	41	90	121	267

(CaCl2, 75%, -30°C) Always use a tube when filled with water/salt.

TUBES AND VALVES

Tube valve	Tubeless valve
TR218A	TR618A

STUDDABLE

Studdable	Number of studs
Yes	168 pcs
Marked stud positions on tread	Recommended stud
	12-20

NOKIAN TYRES TRI 2 340/80R24 - T445376

Product code	Size	Equivalent size	LI/SS	Reinforced code	TL/TT	Rim	Permitted rims	Width (mm)	Diameter (mm)	Loaded static radius (mm)	Rolling circumference (mm)	SRI	Pressure (kPa)	Max. inflation pressure (kPa)	Tread depth (mm)	Tread code	M+S
T445376	340/80R24	12.4R24	140A8 (135D)	SB	TL	DW11	DW10, DW12	330	1154	521	3487	550	320	320	25	R-4	Yes

LOAD CAPACITY FOR TRACTOR, KG

Pressure (kPa)	Constant load													
	0 km/h	5 km/h	10 km/h LT	15 km/h	20 km/h	25 km/h	30 km/h 10 HT	35 km/h	40 km/h	45 km/h	50 km/h	55 km/h	60 km/h	65 km/h
80	2640	1670	1440	1300	1260	1220	1200	1180	1150	1120	1080	1050	1030	1000
120	3390	2145	1850	1670	1620	1570	1540	1515	1480	1440	1390	1350	1325	1285
160	4090	2590	2230	2015	1955	1890	1860	1830	1785	1735	1675	1630	1595	1550
200	4490	2840	2450	2210	2140	2075	2040	2005	1955	1905	1835	1785	1750	1700
240	4750	3005	2590	2340	2270	2195	2160	2125	2070	2015	1945	1890	1855	1800
280	5280	3340	2880	2600	2520	2440	2400	2360	2300	2240	2160	2100	2060	2000
320	5755	3640	3140	2835	2745	2660	2615	2570	2505	2440	2355	2290	2245	2180

WATER AND SALT BALLASTING

Tire volume 100%		Water filling 75%		Water/salt filling (75% / -30°C)				Total weight increase	
Litres	Gallons	Litres	Gallons	Water		Salt		kg	lbs
				Litres	Gallons	kg	lbs		
180	48	135	36	111	29	56	124	167	368

(CaCl₂, 75%, -30°C) Always use a tube when filled with water/salt.

TUBES AND VALVES

Tube valve	Tubeless valve
TR218A	TR618A

STUDDABLE

Studdable	Number of studs
Yes	168 pcs
Marked stud positions on tread	Recommended stud
	12-20

NOKIAN TYRES TRI 2 360/80R24 - T445378

Product code	Size	Equivalent size	LI/SS	Reinforced code	TL/TT	Rim	Permitted rims	Width (mm)	Diameter (mm)	Loaded static radius (mm)	Rolling circumference (mm)	SRI	Pressure (kPa)	Max. inflation pressure (kPa)	Tread depth (mm)	Tread code	M+S
T445378	360/80R24	13.6R24	143A8 (138D)	SB	TL	DW11	DW10, DW12	347	1184	539	3574	575	320	320	26	R-4	Yes

LOAD CAPACITY FOR TRACTOR, KG

Pressure (kPa)	Constant load													
	0 km/h	5 km/h	10 km/h LT	15 km/h	20 km/h	25 km/h	30 km/h 10 HT	35 km/h	40 km/h	45 km/h	50 km/h	55 km/h	60 km/h	65 km/h
80	2880	1820	1570	1415	1375	1330	1310	1285	1255	1220	1175	1145	1125	1090
120	3695	2340	2015	1820	1765	1710	1680	1650	1610	1570	1510	1470	1440	1400
160	4490	2840	2450	2210	2140	2075	2040	2005	1955	1905	1835	1785	1750	1700
200	4885	3090	2665	2405	2330	2255	2220	2185	2130	2070	2000	1945	1905	1850
240	5280	3340	2880	2600	2520	2440	2400	2360	2300	2240	2160	2100	2060	2000
280	5755	3640	3140	2835	2745	2660	2615	2570	2505	2440	2355	2290	2245	2180
320	6415	4060	3500	3160	3060	2965	2915	2865	2795	2720	2625	2550	2505	2430

WATER AND SALT BALLASTING

Tire volume 100%		Water filling 75%		Water/salt filling (75% / -30°C)				Total weight increase	
Litres	Gallons	Litres	Gallons	Water		Salt		kg	lbs
				Litres	Gallons	kg	lbs		
205	54	154	41	126	33	64	142	190	419

(CaCl2, 75%, -30°C) Always use a tube when filled with water/salt.

TUBES AND VALVES

Tube valve	Tubeless valve
TR218A	TR618A

STUDDABLE

Studdable	Number of studs
Yes	168 pcs
Marked stud positions on tread	Recommended stud
	12-20,12-23

NOKIAN TYRES TRI 2 400/80R24 - T445372

Product code	Size	Equivalent size	LI/SS	Reinforced code	TL/TT	Rim	Permitted rims	Width (mm)	Diameter (mm)	Loaded static radius (mm)	Rolling circumference (mm)	SRI	Pressure (kPa)	Max. inflation pressure (kPa)	Tread depth (mm)	Tread code	Tube product code	M+S
T445372	400/80R24	14.9R24	149A8 (144D)	SB	TL	DW13	DW12, DW14L	395	1248	560	3763	600	320	320	27	R-4	T55112	Yes

LOAD CAPACITY FOR TRACTOR, KG

Pressure (kPa)	Constant load													
	0 km/h	5 km/h	10 km/h LT	15 km/h	20 km/h	25 km/h	30 km/h 10 HT	35 km/h	40 km/h	45 km/h	50 km/h	55 km/h	60 km/h	65 km/h
80	3390	2145	1850	1670	1620	1570	1540	1515	1480	1440	1390	1350	1325	1285
120	4355	2755	2375	2145	2080	2015	1980	1945	1900	1850	1780	1735	1700	1650
160	5280	3340	2880	2600	2520	2440	2400	2360	2300	2240	2160	2100	2060	2000
200	5755	3640	3140	2835	2745	2660	2615	2570	2505	2440	2355	2290	2245	2180
240	6230	3940	3400	3070	2975	2880	2830	2785	2715	2645	2550	2480	2430	2360
280	6800	4300	3710	3350	3245	3140	3090	3040	2960	2885	2780	2705	2650	2575
320	7390	4675	4030	3640	3530	3415	3360	3305	3220	3135	3025	2940	2885	2800

WATER AND SALT BALLASTING

Tire volume 100%		Water filling 75%		Water/salt filling (75% / -30°C)				Total weight increase	
				Water		Salt			
Litres	Gallons	Litres	Gallons	Litres	Gallons	kg	lbs	kg	lbs
265	70	199	53	163	43	83	183	246	542

(CaCl2, 75%, -30°C) Always use a tube when filled with water/salt.

TUBES AND VALVES

Tube product code T55112	Tube valve TR218A
Tubeless valve TR618A	

STUDDABLE

Studdable Yes	Number of studs 168 pcs
Marked stud positions on tread	Recommended stud 12-20,12-23,12-24

NOKIAN TYRES TRI 2 420/65R24 - T445392

Product code	Size	LI/SS	Reinforced code	TL/TT	Rim	Permitted rims	Width (mm)	Diameter (mm)	Loaded static radius (mm)	Rolling circumference (mm)	SRI	Pressure (kPa)	Max. inflation pressure (kPa)	Tread depth (mm)	Tread code	Tube product code	M+S
T445392	420/65R24	151A8 (146D)	SB	TL	DW13	DW12, DW14, DW15L	402	1155	525	3493	550	400	400	26	R-4	T55112	Yes

LOAD CAPACITY FOR TRACTOR, KG

Pressure (kPa)	Constant load													
	0 km/h	5 km/h	10 km/h LT	15 km/h	20 km/h	25 km/h	30 km/h 10 HT	35 km/h	40 km/h	45 km/h	50 km/h	55 km/h	60 km/h	65 km/h
80	2955	1870	1615	1455	1410	1365	1345	1320	1290	1255	1210	1175	1155	1120
120	3830	2420	2090	1885	1825	1770	1740	1710	1670	1625	1565	1525	1495	1450
160	4490	2840	2450	2210	2140	2075	2040	2005	1955	1905	1835	1785	1750	1700
200	5015	3175	2735	2470	2395	2320	2280	2240	2185	2130	2050	1995	1955	1900
240	5280	3340	2880	2600	2520	2440	2400	2360	2300	2240	2160	2100	2060	2000
280	5915	3740	3225	2910	2820	2735	2690	2645	2575	2510	2420	2350	2305	2240
320	6415	4060	3500	3160	3060	2965	2915	2865	2795	2720	2625	2550	2505	2430
360	7195	4550	3925	3545	3435	3325	3270	3215	3135	3050	2945	2860	2805	2725
400	7920	5010	4320	3900	3780	3660	3600	3540	3450	3360	3240	3150	3090	3000

WATER AND SALT BALLASTING

Tire volume 100%		Water filling 75%		Water/salt filling (75% / -30°C)				Total weight increase	
Litres	Gallons	Litres	Gallons	Water		Salt		kg	lbs
				Litres	Gallons	kg	lbs		
220	58	165	44	135	36	69	152	204	450

(CaCl₂, 75%, -30°C) Always use a tube when filled with water/salt.

TUBES AND VALVES

Tube product code	Tube valve
T55112	TR218A
Tubeless valve	
TR618A	

STUDDABLE

Studdable	Number of studs
Yes	168 pcs
Marked stud positions on tread	Recommended stud
	12-20,12-23

NOKIAN TYRES TRI 2 440/80R24 - T445385

Product code	Size	Equivalent size	LI/SS	Reinforced code	TL/TT	Rim	Permitted rims	Width (mm)	Diameter (mm)	Loaded static radius (mm)	Rolling circumference (mm)	SRI	Pressure (kPa)	Max. inflation pressure (kPa)	Tread depth (mm)	Tread code	Tube product code	M+S
T445385	440/80R24	16.9R24	154A8 (149D)	SB	TL	DW14L	DW15L	430	1312	585	3958	625	320	320	28	R-4	T55112	Yes

LOAD CAPACITY FOR TRACTOR, KG

Pressure (kPa)	Constant load													
	0 km/h	5 km/h	10 km/h LT	15 km/h	20 km/h	25 km/h	30 km/h 10 HT	35 km/h	40 km/h	45 km/h	50 km/h	55 km/h	60 km/h	65 km/h
80	3960	2505	2160	1950	1890	1830	1800	1770	1725	1680	1620	1575	1545	1500
120	5015	3175	2735	2470	2395	2320	2280	2240	2185	2130	2050	1995	1955	1900
160	6070	3840	3310	2990	2900	2805	2760	2715	2645	2575	2485	2415	2370	2300
200	6800	4300	3710	3350	3245	3140	3090	3040	2960	2885	2780	2705	2650	2575
240	7195	4550	3925	3545	3435	3325	3270	3215	3135	3050	2945	2860	2805	2725
280	7920	5010	4320	3900	3780	3660	3600	3540	3450	3360	3240	3150	3090	3000
320	8580	5430	4680	4225	4095	3965	3900	3835	3740	3640	3510	3415	3350	3250

WATER AND SALT BALLASTING

Tire volume 100%		Water filling 75%		Water/salt filling (75% / -30°C)				Total weight increase	
Litres	Gallons	Litres	Gallons	Water		Salt		kg	lbs
				Litres	Gallons	kg	lbs		
325	86	244	64	200	53	102	225	302	666

(CaCl₂, 75%, -30°C) Always use a tube when filled with water/salt.

TUBES AND VALVES

Tube product code T55112	Tube valve TR218A
Tubeless valve TR618A	

STUDDABLE

Studdable Yes	Number of studs 168 pcs
Marked stud positions on tread	Recommended stud 12-20,12-23,12-24

NOKIAN TYRES TRI 2 460/65R24 - T445393

Product code	Size	LI/SS	Reinforced code	TL/TT	Rim	Permitted rims	Width (mm)	Diameter (mm)	Loaded static radius (mm)	Rolling circumference (mm)	SRI	Pressure (kPa)	Max. inflation pressure (kPa)	Tread depth (mm)	Tread code	Tube product code	M+S
T445393	460/65R24	156A8 (151D)	SB	TL	DW14L	DW15L, DW16L	439	1204	540	3644	575	400	400	28	R-4	T55112	Yes

LOAD CAPACITY FOR TRACTOR, KG

Pressure (kPa)	Constant load													
	0 km/h	5 km/h	10 km/h LT	15 km/h	20 km/h	25 km/h	30 km/h 10 HT	35 km/h	40 km/h	45 km/h	50 km/h	55 km/h	60 km/h	65 km/h
80	3390	2145	1850	1670	1620	1570	1540	1515	1480	1440	1390	1350	1325	1285
120	4355	2755	2375	2145	2080	2015	1980	1945	1900	1850	1780	1735	1700	1650
160	5150	3255	2810	2535	2455	2380	2340	2300	2245	2185	2105	2050	2010	1950
200	5755	3640	3140	2835	2745	2660	2615	2570	2505	2440	2355	2290	2245	2180
240	6230	3940	3400	3070	2975	2880	2830	2785	2715	2645	2550	2480	2430	2360
280	6800	4300	3710	3350	3245	3140	3090	3040	2960	2885	2780	2705	2650	2575
320	7390	4675	4030	3640	3530	3415	3360	3305	3220	3135	3025	2940	2885	2800
360	8120	5135	4430	4000	3875	3750	3690	3630	3535	3445	3320	3230	3165	3075
400	9110	5760	4970	4485	4345	4210	4140	4070	3970	3865	3725	3625	3555	3450

WATER AND SALT BALLASTING

Tire volume 100%		Water filling 75%		Water/salt filling (75% / -30°C)				Total weight increase	
Litres	Gallons	Litres	Gallons	Water		Salt		kg	lbs
				Litres	Gallons	kg	lbs		
270	71	203	53	166	44	85	187	251	553

(CaCl2, 75%, -30°C) Always use a tube when filled with water/salt.

TUBES AND VALVES

Tube product code T55112	Tube valve TR218A
Tubeless valve TR618A	

STUDDABLE

Studdable Yes	Number of studs 168 pcs
Marked stud positions on tread	Recommended stud 12-20,12-23,12-24

NOKIAN TYRES TRI 2 500/70R24 - T445467

Product code	Size	Equivalent size	LI/SS	Reinforced code	TL/TT	Rim	Permitted rims	Width (mm)	Diameter (mm)	Loaded static radius (mm)	Rolling circumference (mm)	SRI	Pressure (kPa)	Max. inflation pressure (kPa)	Tread depth (mm)	Tread code	M+S
T445467	500/70R24	19.5LR24	164A8 (159D)	SB	TL	DW16L	DW15L, DW18L	515	1307	585	3958	625	400	400	28	R-4	Yes

LOAD CAPACITY FOR TRACTOR, KG

Pressure (kPa)	Constant load													
	0 km/h	5 km/h	10 km/h LT	15 km/h	20 km/h	25 km/h	30 km/h 10 HT	35 km/h	40 km/h	45 km/h	50 km/h	55 km/h	60 km/h	65 km/h
80	4225	2670	2305	2080	2015	1950	1920	1890	1840	1790	1730	1680	1650	1600
120	5440	3440	2965	2680	2595	2515	2470	2430	2370	2305	2225	2165	2120	2060
160	6600	4175	3600	3250	3150	3050	3000	2950	2875	2800	2700	2625	2575	2500
200	7195	4550	3925	3545	3435	3325	3270	3215	3135	3050	2945	2860	2805	2725
240	7655	4845	4175	3770	3655	3540	3480	3420	3335	3250	3130	3045	2985	2900
280	8580	5430	4680	4225	4095	3965	3900	3835	3740	3640	3510	3415	3350	3250
320	9370	5930	5110	4615	4475	4330	4260	4190	4085	3975	3835	3730	3655	3550
360	10560	6680	5760	5200	5040	4880	4800	4720	4600	4480	4320	4200	4120	4000
400	11550	7305	6300	5690	5515	5340	5250	5165	5030	4900	4725	4595	4505	4375

WATER AND SALT BALLASTING

Tire volume 100%		Water filling 75%		Water/salt filling (75% / -30°C)				Total weight increase	
Litres	Gallons	Litres	Gallons	Water		Salt		kg	lbs
				Litres	Gallons	kg	lbs		
415	110	311	82	255	67	130	287	385	849

(CaCl2, 75%, -30°C) Always use a tube when filled with water/salt.

TUBES AND VALVES

Tube valve	Tubeless valve
TR218A	TR618A

STUDDABLE

Studdable	Number of studs
Yes	168 pcs
Marked stud positions on tread	Recommended stud
	12-20,12-23,12-24

NOKIAN TYRES TRI 2 540/65R24 - T445420

Product code	Size	LI/SS	Reinforced code	TL/TT	Rim	Permitted rims	Width (mm)	Diameter (mm)	Loaded static radius (mm)	Rolling circumference (mm)	SRI	Pressure (kPa)	Max. inflation pressure (kPa)	Tread depth (mm)	Tread code	M+S
T445420	540/65R24	158A8 (154D)	SB	TL	DW18L	DW16L	535	1307	582	3965	625	320	320	28	R-4	Yes

LOAD CAPACITY FOR TRACTOR, KG

Pressure (kPa)	Constant load													
	0 km/h	5 km/h	10 km/h LT	15 km/h	20 km/h	25 km/h	30 km/h 10 HT	35 km/h	40 km/h	45 km/h	50 km/h	55 km/h	60 km/h	65 km/h
80	4355	2755	2375	2145	2080	2015	1980	1945	1900	1850	1780	1735	1700	1650
120	5595	3540	3055	2755	2670	2585	2545	2500	2440	2375	2290	2225	2185	2120
160	6600	4175	3600	3250	3150	3050	3000	2950	2875	2800	2700	2625	2575	2500
200	7390	4675	4030	3640	3530	3415	3360	3305	3220	3135	3025	2940	2885	2800
240	7920	5010	4320	3900	3780	3660	3600	3540	3450	3360	3240	3150	3090	3000
280	8580	5430	4680	4225	4095	3965	3900	3835	3740	3640	3510	3415	3350	3250
320	9635	6095	5255	4745	4600	4455	4380	4305	4200	4090	3940	3835	3760	3650

WATER AND SALT BALLASTING

Tire volume 100%		Water filling 75%		Water/salt filling (75% / -30°C)				Total weight increase	
Litres	Gallons	Litres	Gallons	Water		Salt		kg	lbs
				Litres	Gallons	kg	lbs		
415	110	311	82	255	67	130	287	385	849

(CaCl2, 75%, -30°C) Always use a tube when filled with water/salt.

TUBES AND VALVES

Tube valve	Tubeless valve
TR218A	TR618A

STUDDABLE

Studdable	Number of studs
Yes	168 pcs
Marked stud positions on tread	Recommended stud
	12-20,12-23,12-24

NOKIAN TYRES TRI 2 320/85R28 - T445579

Product code	Size	Equivalent size	LI/SS	Reinforced code	TL/TT	Rim	Permitted rims	Width (mm)	Diameter (mm)	Loaded static radius (mm)	Rolling circumference (mm)	SRI	Pressure (kPa)	Max. inflation pressure (kPa)	Tread depth (mm)	Tread code	M+S
T445579	320/85R28	12.4R28	141A8 (136D)	SB	TL	DW10	W9, DW11, W10	312	1250	575	3788	600	320	320	24	R-4	Yes

LOAD CAPACITY FOR TRACTOR, KG

Pressure (kPa)	Constant load													
	0 km/h	5 km/h	10 km/h LT	15 km/h	20 km/h	25 km/h	30 km/h 10 HT	35 km/h	40 km/h	45 km/h	50 km/h	55 km/h	60 km/h	65 km/h
80	2720	1720	1485	1340	1300	1255	1235	1215	1185	1155	1110	1080	1060	1030
120	3485	2205	1900	1715	1665	1610	1585	1560	1520	1480	1425	1385	1360	1320
160	4225	2670	2305	2080	2015	1950	1920	1890	1840	1790	1730	1680	1650	1600
200	4620	2925	2520	2275	2205	2135	2100	2065	2015	1960	1890	1840	1805	1750
240	4885	3090	2665	2405	2330	2255	2220	2185	2130	2070	2000	1945	1905	1850
280	5440	3440	2965	2680	2595	2515	2470	2430	2370	2305	2225	2165	2120	2060
320	6070	3840	3310	2990	2900	2805	2760	2715	2645	2575	2485	2415	2370	2300

WATER AND SALT BALLASTING

Tire volume 100%		Water filling 75%		Water/salt filling (75% / -30°C)				Total weight increase	
				Water		Salt			
Litres	Gallons	Litres	Gallons	Litres	Gallons	kg	lbs	kg	lbs
180	48	135	36	111	29	56	124	167	368

(CaCl2, 75%, -30°C) Always use a tube when filled with water/salt.

TUBES AND VALVES

Tubeless valve TR618A

STUDDABLE

Studdable Yes	Number of studs 168 pcs
Marked stud positions on tread	Recommended stud 12-20

NOKIAN TYRES TRI 2 360/80R28 - T445550

Product code	Size	Equivalent size	LI/SS	Reinforced code	TL/TT	Rim	Permitted rims	Width (mm)	Diameter (mm)	Loaded static radius (mm)	Rolling circumference (mm)	SRI	Pressure (kPa)	Max. inflation pressure (kPa)	Tread depth (mm)	Tread code	M+S
T445550	360/80R28	13.6R28	146A8 (142D)	SB	TL	DW11	DW12, DW13	353	1302	595	3946	625	320	320	26	R-4	Yes

LOAD CAPACITY FOR TRACTOR, KG

Pressure (kPa)	Constant load													
	0 km/h	5 km/h	10 km/h LT	15 km/h	20 km/h	25 km/h	30 km/h 10 HT	35 km/h	40 km/h	45 km/h	50 km/h	55 km/h	60 km/h	65 km/h
80	3035	1920	1655	1495	1450	1405	1380	1355	1325	1290	1240	1210	1185	1150
120	3960	2505	2160	1950	1890	1830	1800	1770	1725	1680	1620	1575	1545	1500
160	4750	3005	2590	2340	2270	2195	2160	2125	2070	2015	1945	1890	1855	1800
200	5280	3340	2880	2600	2520	2440	2400	2360	2300	2240	2160	2100	2060	2000
240	5595	3540	3055	2755	2670	2585	2545	2500	2440	2375	2290	2225	2185	2120
280	6230	3940	3400	3070	2975	2880	2830	2785	2715	2645	2550	2480	2430	2360
320	6800	4300	3710	3350	3245	3140	3090	3040	2960	2885	2780	2705	2650	2575

WATER AND SALT BALLASTING

Tire volume 100%		Water filling 75%		Water/salt filling (75% / -30°C)				Total weight increase	
Litres	Gallons	Litres	Gallons	Water		Salt		kg	lbs
				Litres	Gallons	kg	lbs		
235	62	176	47	145	38	74	163	219	483

(CaCl2, 75%, -30°C) Always use a tube when filled with water/salt.

TUBES AND VALVES

Tubeless valve TR618A

STUDDABLE

Studdable Yes	Number of studs 168 pcs
Marked stud positions on tread	Recommended stud 12-20,12-23

NOKIAN TYRES TRI 2 400/80R28 - T445383

Product code	Size	Equivalent size	LI/SS	Reinforced code	TL/TT	Rim	Permitted rims	Width (mm)	Diameter (mm)	Loaded static radius (mm)	Rolling circumference (mm)	SRI	Pressure (kPa)	Max. inflation pressure (kPa)	Tread depth (mm)	Tread code	M+S
T445383	400/80R28	14.9R28	151A8 (146D)	SB	TL	DW13	DW12, DW14L	397	1351	620	4078	650	320	320	27	R-4	Yes

LOAD CAPACITY FOR TRACTOR, KG

Pressure (kPa)	Constant load													
	0 km/h	5 km/h	10 km/h LT	15 km/h	20 km/h	25 km/h	30 km/h 10 HT	35 km/h	40 km/h	45 km/h	50 km/h	55 km/h	60 km/h	65 km/h
80	3590	2270	1960	1770	1715	1660	1630	1605	1565	1525	1470	1430	1400	1360
120	4620	2925	2520	2275	2205	2135	2100	2065	2015	1960	1890	1840	1805	1750
160	5595	3540	3055	2755	2670	2585	2545	2500	2440	2375	2290	2225	2185	2120
200	6230	3940	3400	3070	2975	2880	2830	2785	2715	2645	2550	2480	2430	2360
240	6600	4175	3600	3250	3150	3050	3000	2950	2875	2800	2700	2625	2575	2500
280	7195	4550	3925	3545	3435	3325	3270	3215	3135	3050	2945	2860	2805	2725
320	8120	5135	4430	4000	3875	3750	3690	3630	3535	3445	3320	3230	3165	3075

WATER AND SALT BALLASTING

Tire volume 100%		Water filling 75%		Water/salt filling (75% / -30°C)				Total weight increase	
Litres	Gallons	Litres	Gallons	Water		Salt		kg	lbs
				Litres	Gallons	kg	lbs		
295	78	221	58	182	48	93	204	275	606

(CaCl₂, 75%, -30°C) Always use a tube when filled with water/salt.

TUBES AND VALVES

Tube valve	Tubeless valve
TR218A	TR618A

STUDDABLE

Studdable	Number of studs
Yes	168 pcs
Marked stud positions on tread	Recommended stud
	12-20,12-23,12-24

NOKIAN TYRES TRI 2 440/80R28 - T445337

Product code	Size	Equivalent size	LI/SS	Reinforced code	TL/TT	Rim	Permitted rims	Width (mm)	Diameter (mm)	Loaded static radius (mm)	Rolling circumference (mm)	SRI	Pressure (kPa)	Max. inflation pressure (kPa)	Tread depth (mm)	Tread code	M+S
T445337	440/80R28	16.9R28	156A8 (151D)	SB	TL	DW14L	DW15L, DW16L	433	1413	644	4266	675	320	320	28	R-4	Yes

LOAD CAPACITY FOR TRACTOR, KG

Pressure (kPa)	Constant load													
	0 km/h	5 km/h	10 km/h LT	15 km/h	20 km/h	25 km/h	30 km/h 10 HT	35 km/h	40 km/h	45 km/h	50 km/h	55 km/h	60 km/h	65 km/h
80	4225	2670	2305	2080	2015	1950	1920	1890	1840	1790	1730	1680	1650	1600
120	5280	3340	2880	2600	2520	2440	2400	2360	2300	2240	2160	2100	2060	2000
160	6600	4175	3600	3250	3150	3050	3000	2950	2875	2800	2700	2625	2575	2500
200	7195	4550	3925	3545	3435	3325	3270	3215	3135	3050	2945	2860	2805	2725
240	7655	4845	4175	3770	3655	3540	3480	3420	3335	3250	3130	3045	2985	2900
280	8315	5260	4535	4095	3970	3845	3780	3715	3625	3530	3400	3310	3245	3150
320	9370	5930	5110	4615	4475	4330	4260	4190	4085	3975	3835	3730	3655	3550

WATER AND SALT BALLASTING

Tire volume 100%		Water filling 75%		Water/salt filling (75% / -30°C)				Total weight increase	
Litres	Gallons	Litres	Gallons	Water		Salt		kg	lbs
				Litres	Gallons	kg	lbs		
365	96	274	72	225	59	115	252	340	750

(CaCl₂, 75%, -30°C) Always use a tube when filled with water/salt.

TUBES AND VALVES

Tube valve	Tubeless valve
TR218A	TR618A

STUDDABLE

Studdable	Number of studs
Yes	168 pcs
Marked stud positions on tread	Recommended stud
	12-20,12-23,12-24,16-19

NOKIAN TYRES TRI 2 480/65R28 - T445444

Product code	Size	LI/SS	Reinforced code	TL/TT	Rim	Permitted rims	Width (mm)	Diameter (mm)	Loaded static radius (mm)	Rolling circumference (mm)	SRI	Pressure (kPa)	Max. inflation pressure (kPa)	Tread depth (mm)	Tread code	Tube product code	M+S
T445444	480/65R28	154A8 (149D)	SB	TL	DW15L	DW14L, DW16L	464	1336	604	4025	650	320	320	28	R-4	T55097	Yes

LOAD CAPACITY FOR TRACTOR, KG

Pressure (kPa)	Constant load													
	0 km/h	5 km/h	10 km/h LT	15 km/h	20 km/h	25 km/h	30 km/h 10 HT	35 km/h	40 km/h	45 km/h	50 km/h	55 km/h	60 km/h	65 km/h
80	3830	2420	2090	1885	1825	1770	1740	1710	1670	1625	1565	1525	1495	1450
120	5015	3175	2735	2470	2395	2320	2280	2240	2185	2130	2050	1995	1955	1900
160	5915	3740	3225	2910	2820	2735	2690	2645	2575	2510	2420	2350	2305	2240
200	6600	4175	3600	3250	3150	3050	3000	2950	2875	2800	2700	2625	2575	2500
240	6995	4425	3815	3445	3340	3235	3180	3125	3050	2970	2860	2785	2730	2650
280	7655	4845	4175	3770	3655	3540	3480	3420	3335	3250	3130	3045	2985	2900
320	8580	5430	4680	4225	4095	3965	3900	3835	3740	3640	3510	3415	3350	3250

WATER AND SALT BALLASTING

Tire volume 100%		Water filling 75%		Water/salt filling (75% / -30°C)				Total weight increase	
Litres	Gallons	Litres	Gallons	Water		Salt		kg	lbs
				Litres	Gallons	kg	lbs		
345	91	259	68	212	56	108	239	320	705

(CaCl₂, 75%, -30°C) Always use a tube when filled with water/salt.

TUBES AND VALVES

Tube product code T55097	Tube valve TR218A
Tubeless valve TR618A	

STUDDABLE

Studdable Yes	Number of studs 168 pcs
Marked stud positions on tread	Recommended stud 12-20,12-23,12-24,16-19

NOKIAN TYRES TRI 2 540/65R28 - T445442

Product code	Size	LI/SS	Reinforced code	TL/TT	Rim	Permitted rims	Width (mm)	Diameter (mm)	Loaded static radius (mm)	Rolling circumference (mm)	SRI	Pressure (kPa)	Max. inflation pressure (kPa)	Tread depth (mm)	Tread code	Tube product code	M+S
T445442	540/65R28	160A8 (155D)	SB	TL	DW18L	DW16L	531	1411	641	4247	675	320	320	28	R-4	T545229	Yes

LOAD CAPACITY FOR TRACTOR, KG

Pressure (kPa)	Constant load													
	0 km/h	5 km/h	10 km/h LT	15 km/h	20 km/h	25 km/h	30 km/h 10 HT	35 km/h	40 km/h	45 km/h	50 km/h	55 km/h	60 km/h	65 km/h
80	4620	2925	2520	2275	2205	2135	2100	2065	2015	1960	1890	1840	1805	1750
120	5915	3740	3225	2910	2820	2735	2690	2645	2575	2510	2420	2350	2305	2240
160	6995	4425	3815	3445	3340	3235	3180	3125	3050	2970	2860	2785	2730	2650
200	7920	5010	4320	3900	3780	3660	3600	3540	3450	3360	3240	3150	3090	3000
240	8580	5430	4680	4225	4095	3965	3900	3835	3740	3640	3510	3415	3350	3250
280	9370	5930	5110	4615	4475	4330	4260	4190	4085	3975	3835	3730	3655	3550
320	10230	6470	5580	5040	4885	4730	4650	4575	4455	4340	4185	4070	3990	3875

WATER AND SALT BALLASTING

Tire volume 100%		Water filling 75%		Water/salt filling (75% / -30°C)				Total weight increase	
Litres	Gallons	Litres	Gallons	Water		Salt		kg	lbs
				Litres	Gallons	kg	lbs		
450	119	338	89	277	73	141	311	418	922

(CaCl2, 75%, -30°C) Always use a tube when filled with water/salt.

TUBES AND VALVES

Tube product code T545229	Tube valve TR218A
Tubeless valve TR618A	

STUDDABLE

Studdable Yes	Number of studs 168 pcs
Marked stud positions on tread	Recommended stud 12-20,12-23,12-24,16-19

NOKIAN TYRES TRI 2 440/80R30 - T445384

Product code	Size	Equivalent size	LI/SS	Reinforced code	TL/TT	Rim	Permitted rims	Width (mm)	Diameter (mm)	Loaded static radius (mm)	Rolling circumference (mm)	SRI	Pressure (kPa)	Max. inflation pressure (kPa)	Tread depth (mm)	Tread code	Tube product code	M+S
T445384	440/80R30	16.9R30	157A8 (153D)	SB	TL	DW14L	DW15L, DW16L	430	1464	660	4448	700	320	320	28	R-4	T55371	Yes

LOAD CAPACITY FOR TRACTOR, KG

Pressure (kPa)	Constant load													
	0 km/h	5 km/h	10 km/h LT	15 km/h	20 km/h	25 km/h	30 km/h 10 HT	35 km/h	40 km/h	45 km/h	50 km/h	55 km/h	60 km/h	65 km/h
80	4355	2755	2375	2145	2080	2015	1980	1945	1900	1850	1780	1735	1700	1650
120	5595	3540	3055	2755	2670	2585	2545	2500	2440	2375	2290	2225	2185	2120
160	6800	4300	3710	3350	3245	3140	3090	3040	2960	2885	2780	2705	2650	2575
200	7390	4675	4030	3640	3530	3415	3360	3305	3220	3135	3025	2940	2885	2800
240	7920	5010	4320	3900	3780	3660	3600	3540	3450	3360	3240	3150	3090	3000
280	8580	5430	4680	4225	4095	3965	3900	3835	3740	3640	3510	3415	3350	3250
320	9635	6095	5255	4745	4600	4455	4380	4305	4200	4090	3940	3835	3760	3650

WATER AND SALT BALLASTING

Tire volume 100%		Water filling 75%		Water/salt filling (75% / -30°C)				Total weight increase	
Litres	Gallons	Litres	Gallons	Water		Salt		kg	lbs
				Litres	Gallons	kg	lbs		
385	102	289	76	237	63	121	266	358	789

(CaCl2, 75%, -30°C) Always use a tube when filled with water/salt.

TUBES AND VALVES

Tube product code T55371	Tube valve TR218A
Tubeless valve TR618A	

STUDDABLE

Studdable Yes	Number of studs 168 pcs
Marked stud positions on tread	Recommended stud 12-20,12-23,12-24,16-19

NOKIAN TYRES TRI 2 480/80R30 - T445386

Product code	Size	Equivalent size	LI/SS	Reinforced code	TL/TT	Rim	Permitted rims	Width (mm)	Diameter (mm)	Loaded static radius (mm)	Rolling circumference (mm)	SRI	Pressure (kPa)	Max. inflation pressure (kPa)	Tread depth (mm)	Tread code	Tube product code	M+S
T445386	480/80R30	18.4R30	162A8 (157D)	SB	TL	DW15L	DW16L, DW18L	472	1526	683	4636	725	320	320	29	R-4	T55371	Yes

LOAD CAPACITY FOR TRACTOR, KG

Pressure (kPa)	Constant load													
	0 km/h	5 km/h	10 km/h LT	15 km/h	20 km/h	25 km/h	30 km/h 10 HT	35 km/h	40 km/h	45 km/h	50 km/h	55 km/h	60 km/h	65 km/h
80	4885	3090	2665	2405	2330	2255	2220	2185	2130	2070	2000	1945	1905	1850
120	6415	4060	3500	3160	3060	2965	2915	2865	2795	2720	2625	2550	2505	2430
160	7655	4845	4175	3770	3655	3540	3480	3420	3335	3250	3130	3045	2985	2900
200	8580	5430	4680	4225	4095	3965	3900	3835	3740	3640	3510	3415	3350	3250
240	9110	5760	4970	4485	4345	4210	4140	4070	3970	3865	3725	3625	3555	3450
280	9900	6265	5400	4875	4725	4575	4500	4425	4315	4200	4050	3940	3865	3750
320	10890	6890	5940	5365	5200	5035	4950	4870	4745	4620	4455	4330	4250	4125

WATER AND SALT BALLASTING

Tire volume 100%		Water filling 75%		Water/salt filling (75% / -30°C)				Total weight increase	
Litres	Gallons	Litres	Gallons	Water		Salt		kg	lbs
				Litres	Gallons	kg	lbs		
470	124	353	93	289	76	147	325	436	961

(CaCl2, 75%, -30°C) Always use a tube when filled with water/salt.

TUBES AND VALVES

Tube product code T55371	Tube valve TR218A
Tubeless valve TR618A	

STUDDABLE

Studdable Yes	Number of studs 168 pcs
Marked stud positions on tread	Recommended stud 12-20,12-23,12-24,16-19

NOKIAN TYRES TRI 2 540/65R30 - T445371

Product code	Size	LI/SS	Reinforced code	TL/TT	Rim	Permitted rims	Width (mm)	Diameter (mm)	Loaded static radius (mm)	Rolling circumference (mm)	SRI	Pressure (kPa)	Max. inflation pressure (kPa)	Tread depth (mm)	Tread code	Tube product code	M+S
T445371	540/65R30	161A8 (156D)	SB	TL	DW18L	DW16L	530	1460	644	4401	700	320	320	30	R-4	T55371	Yes

LOAD CAPACITY FOR TRACTOR, KG

Pressure (kPa)	Constant load													
	0 km/h	5 km/h	10 km/h LT	15 km/h	20 km/h	25 km/h	30 km/h 10 HT	35 km/h	40 km/h	45 km/h	50 km/h	55 km/h	60 km/h	65 km/h
80	4750	3005	2590	2340	2270	2195	2160	2125	2070	2015	1945	1890	1855	1800
120	6070	3840	3310	2990	2900	2805	2760	2715	2645	2575	2485	2415	2370	2300
160	7195	4550	3925	3545	3435	3325	3270	3215	3135	3050	2945	2860	2805	2725
200	8120	5135	4430	4000	3875	3750	3690	3630	3535	3445	3320	3230	3165	3075
240	8845	5595	4825	4355	4220	4085	4020	3955	3855	3750	3620	3520	3450	3350
280	9635	6095	5255	4745	4600	4455	4380	4305	4200	4090	3940	3835	3760	3650
320	10560	6680	5760	5200	5040	4880	4800	4720	4600	4480	4320	4200	4120	4000

WATER AND SALT BALLASTING

Tire volume 100%		Water filling 75%		Water/salt filling (75% / -30°C)				Total weight increase	
Litres	Gallons	Litres	Gallons	Water		Salt		kg	lbs
				Litres	Gallons	kg	lbs		
470	124	353	93	289	76	147	325	436	961

(CaCl₂, 75%, -30°C) Always use a tube when filled with water/salt.

TUBES AND VALVES

Tube product code T55371	Tube valve TR218A
Tubeless valve TR618A	

STUDDABLE

Studdable Yes	Number of studs 168 pcs
Marked stud positions on tread	Recommended stud 12-20,12-23,12-24,16-19

NOKIAN TYRES TRI 2 600/70R30 - T445657

Product code	Size	LI/SS	Reinforced code	TL/TT	Rim	Permitted rims	Width (mm)	Diameter (mm)	Loaded static radius (mm)	Rolling circumference (mm)	SRI	Pressure (kPa)	Max. inflation pressure (kPa)	Tread depth (mm)	Tread code	M+S
T445657	600/70R30	171A8 (166D)	SB	TL	DW20B	DW18L	604	1564	702	4756	750	320	320	32	R-4	Yes

LOAD CAPACITY FOR TRACTOR, KG

Pressure (kPa)	Constant load													
	0 km/h	5 km/h	10 km/h LT	15 km/h	20 km/h	25 km/h	30 km/h 10 HT	35 km/h	40 km/h	45 km/h	50 km/h	55 km/h	60 km/h	65 km/h
80	6230	3940	3400	3070	2975	2880	2830	2785	2715	2645	2550	2480	2430	2360
120	7920	5010	4320	3900	3780	3660	3600	3540	3450	3360	3240	3150	3090	3000
160	9635	6095	5255	4745	4600	4455	4380	4305	4200	4090	3940	3835	3760	3650
200	10560	6680	5760	5200	5040	4880	4800	4720	4600	4480	4320	4200	4120	4000
240	11220	7100	6120	5525	5355	5185	5100	5015	4890	4760	4590	4465	4380	4250
280	12540	7935	6840	6175	5985	5795	5700	5605	5465	5320	5130	4990	4895	4750
320	13990	8850	7630	6890	6680	6465	6360	6255	6095	5935	5725	5565	5460	5300

WATER AND SALT BALLASTING

Tire volume 100%		Water filling 75%		Water/salt filling (75% / -30°C)				Total weight increase	
Litres	Gallons	Litres	Gallons	Water		Salt		kg	lbs
				Litres	Gallons	kg	lbs		
640	169	480	127	394	104	201	443	595	1312

(CaCl2, 75%, -30°C) Always use a tube when filled with water/salt.

TUBES AND VALVES

Tubeless valve TR618A

STUDDABLE

Studdable Yes	Number of studs 192 pcs
Marked stud positions on tread	Recommended stud 12-20,12-23,12-24,16-19

NOKIAN TYRES TRI 2 440/80R34 - T445369

Product code	Size	Equivalent size	LI/SS	Reinforced code	TL/TT	Rim	Permitted rims	Width (mm)	Diameter (mm)	Loaded static radius (mm)	Rolling circumference (mm)	SRI	Pressure (kPa)	Max. inflation pressure (kPa)	Tread depth (mm)	Tread code	Tube product code	M+S
T445369	440/80R34	16.9R34	159A8 (155D)	SB	TL	DW14L	DW15L, DW16L	427	1567	717	4751	750	320	320	28	R-4	T55391	Yes

LOAD CAPACITY FOR TRACTOR, KG

Pressure (kPa)	Constant load													
	0 km/h	5 km/h	10 km/h LT	15 km/h	20 km/h	25 km/h	30 km/h 10 HT	35 km/h	40 km/h	45 km/h	50 km/h	55 km/h	60 km/h	65 km/h
80	4620	2925	2520	2275	2205	2135	2100	2065	2015	1960	1890	1840	1805	1750
120	5915	3740	3225	2910	2820	2735	2690	2645	2575	2510	2420	2350	2305	2240
160	7195	4550	3925	3545	3435	3325	3270	3215	3135	3050	2945	2860	2805	2725
200	7920	5010	4320	3900	3780	3660	3600	3540	3450	3360	3240	3150	3090	3000
240	8315	5260	4535	4095	3970	3845	3780	3715	3625	3530	3400	3310	3245	3150
280	9110	5760	4970	4485	4345	4210	4140	4070	3970	3865	3725	3625	3555	3450
320	10230	6470	5580	5040	4885	4730	4650	4575	4455	4340	4185	4070	3990	3875

WATER AND SALT BALLASTING

Tire volume 100%		Water filling 75%		Water/salt filling (75% / -30°C)				Total weight increase	
Litres	Gallons	Litres	Gallons	Water		Salt		kg	lbs
				Litres	Gallons	kg	lbs		
420	111	315	83	258	68	132	290	390	860

(CaCl2, 75%, -30°C) Always use a tube when filled with water/salt.

TUBES AND VALVES

Tube product code T55391	Tube valve TR218A
Tubeless valve TR618A	

STUDDABLE

Studdable Yes	Number of studs 192 pcs
Marked stud positions on tread	Recommended stud 12-20,12-23,12-24,16-19

NOKIAN TYRES TRI 2 480/80R34 - T445370

Product code	Size	Equivalent size	LI/SS	Reinforced code	TL/TT	Rim	Permitted rims	Width (mm)	Diameter (mm)	Loaded static radius (mm)	Rolling circumference (mm)	SRI	Pressure (kPa)	Max. inflation pressure (kPa)	Tread depth (mm)	Tread code	Tube product code	M+S
T445370	480/80R34	18.4R34	164A8 (159D)	SB	TL	DW15L	DW16L, DW18L	472	1630	734	4951	775	320	320	29	R-4	T55391	Yes

LOAD CAPACITY FOR TRACTOR, KG

Pressure (kPa)	Constant load													
	0 km/h	5 km/h	10 km/h LT	15 km/h	20 km/h	25 km/h	30 km/h 10 HT	35 km/h	40 km/h	45 km/h	50 km/h	55 km/h	60 km/h	65 km/h
80	5150	3255	2810	2535	2455	2380	2340	2300	2245	2185	2105	2050	2010	1950
120	6600	4175	3600	3250	3150	3050	3000	2950	2875	2800	2700	2625	2575	2500
160	8120	5135	4430	4000	3875	3750	3690	3630	3535	3445	3320	3230	3165	3075
200	9110	5760	4970	4485	4345	4210	4140	4070	3970	3865	3725	3625	3555	3450
240	9635	6095	5255	4745	4600	4455	4380	4305	4200	4090	3940	3835	3760	3650
280	10560	6680	5760	5200	5040	4880	4800	4720	4600	4480	4320	4200	4120	4000
320	11550	7305	6300	5690	5515	5340	5250	5165	5030	4900	4725	4595	4505	4375

WATER AND SALT BALLASTING

Tire volume 100%		Water filling 75%		Water/salt filling (75% / -30°C)				Total weight increase	
Litres	Gallons	Litres	Gallons	Water		Salt		kg	lbs
				Litres	Gallons	kg	lbs		
515	136	386	102	317	84	162	356	479	1056

(CaCl2, 75%, -30°C) Always use a tube when filled with water/salt.

TUBES AND VALVES

Tube product code T55391	Tube valve TR218A
Tubeless valve TR618A	

STUDDABLE

Studdable Yes	Number of studs 192 pcs
Marked stud positions on tread	Recommended stud 12-20,12-23,12-24,16-19

NOKIAN TYRES TRI 2 600/65R34 - T445656

Product code	Size	LI/SS	Reinforced code	TL/TT	Rim	Permitted rims	Width (mm)	Diameter (mm)	Loaded static radius (mm)	Rolling circumference (mm)	SRI	Pressure (kPa)	Max. inflation pressure (kPa)	Tread depth (mm)	Tread code	M+S
T445656	600/65R34	169A8 (164D)	SB	TL	DW20B	DW18L	595	1619	736	4935	775	320	320	32	R-4	Yes

LOAD CAPACITY FOR TRACTOR, KG

Pressure (kPa)	Constant load													
	0 km/h	5 km/h	10 km/h LT	15 km/h	20 km/h	25 km/h	30 km/h 10 HT	35 km/h	40 km/h	45 km/h	50 km/h	55 km/h	60 km/h	65 km/h
80	5915	3740	3225	2910	2820	2735	2690	2645	2575	2510	2420	2350	2305	2240
120	7655	4845	4175	3770	3655	3540	3480	3420	3335	3250	3130	3045	2985	2900
160	9110	5760	4970	4485	4345	4210	4140	4070	3970	3865	3725	3625	3555	3450
200	10230	6470	5580	5040	4885	4730	4650	4575	4455	4340	4185	4070	3990	3875
240	10890	6890	5940	5365	5200	5035	4950	4870	4745	4620	4455	4330	4250	4125
280	11880	7515	6480	5850	5670	5490	5400	5310	5175	5040	4860	4725	4635	4500
320	13200	8350	7200	6500	6300	6100	6000	5900	5750	5600	5400	5250	5150	5000

WATER AND SALT BALLASTING

Tire volume 100%		Water filling 75%		Water/salt filling (75% / -30°C)				Total weight increase	
Litres	Gallons	Litres	Gallons	Water		Salt		kg	lbs
				Litres	Gallons	kg	lbs		
635	168	476	126	391	103	199	439	590	1301

(CaCl2, 75%, -30°C) Always use a tube when filled with water/salt.

TUBES AND VALVES

Tubeless valve TR618A

STUDDABLE

Studdable Yes	Number of studs 192 pcs
Marked stud positions on tread	Recommended stud 12-20,12-23,12-24,16-19

NOKIAN TYRES TRI 2 480/80R38 - T445377

Product code	Size	Equivalent size	LI/SS	Reinforced code	TL/TT	Rim	Permitted rims	Width (mm)	Diameter (mm)	Loaded static radius (mm)	Rolling circumference (mm)	SRI	Pressure (kPa)	Max. inflation pressure (kPa)	Tread depth (mm)	Tread code	M+S
T445377	480/80R38	18.4R38	166A8 (161D)	SB	TL	DW15L	DW16L, DW18L	466	1733	793	5256	825	320	320	29	R-4	Yes

LOAD CAPACITY FOR TRACTOR, KG

Pressure (kPa)	Constant load													
	0 km/h	5 km/h	10 km/h LT	15 km/h	20 km/h	25 km/h	30 km/h 10 HT	35 km/h	40 km/h	45 km/h	50 km/h	55 km/h	60 km/h	65 km/h
80	5440	3440	2965	2680	2595	2515	2470	2430	2370	2305	2225	2165	2120	2060
120	6995	4425	3815	3445	3340	3235	3180	3125	3050	2970	2860	2785	2730	2650
160	8580	5430	4680	4225	4095	3965	3900	3835	3740	3640	3510	3415	3350	3250
200	9370	5930	5110	4615	4475	4330	4260	4190	4085	3975	3835	3730	3655	3550
240	10230	6470	5580	5040	4885	4730	4650	4575	4455	4340	4185	4070	3990	3875
280	10890	6890	5940	5365	5200	5035	4950	4870	4745	4620	4455	4330	4250	4125
320	12210	7725	6660	6015	5830	5645	5550	5460	5320	5180	4995	4855	4765	4625

WATER AND SALT BALLASTING

Tire volume 100%		Water filling 75%		Water/salt filling (75% / -30°C)				Total weight increase	
Litres	Gallons	Litres	Gallons	Water		Salt		kg	lbs
				Litres	Gallons	kg	lbs		
560	148	420	111	345	91	176	387	521	1149

(CaCl₂, 75%, -30°C) Always use a tube when filled with water/salt.

TUBES AND VALVES

Tube valve	Tubeless valve
TR218A	TR618A

STUDDABLE

Studdable	Number of studs
Yes	192 pcs
Marked stud positions on tread	Recommended stud
	12-20,12-23,12-24,16-19

NOKIAN TYRES TRI 2 540/80R38 - T445338

Product code	Size	Equivalent size	LI/SS	Reinforced code	TL/TT	Rim	Permitted rims	Width (mm)	Diameter (mm)	Loaded static radius (mm)	Rolling circumference (mm)	SRI	Pressure (kPa)	Max. inflation pressure (kPa)	Tread depth (mm)	Tread code	M+S
T445338	540/80R38	20.8R28	172A8 (167D)	SB	TL	DW18L	DW16L	553	1825	834	5523	875	320	320	30	R-4	Yes

LOAD CAPACITY FOR TRACTOR, KG

Pressure (kPa)	Constant load													
	0 km/h	5 km/h	10 km/h LT	15 km/h	20 km/h	25 km/h	30 km/h 10 HT	35 km/h	40 km/h	45 km/h	50 km/h	55 km/h	60 km/h	65 km/h
80	6600	4175	3600	3250	3150	3050	3000	2950	2875	2800	2700	2625	2575	2500
120	8315	5260	4535	4095	3970	3845	3780	3715	3625	3530	3400	3310	3245	3150
160	10230	6470	5580	5040	4885	4730	4650	4575	4455	4340	4185	4070	3990	3875
200	11220	7100	6120	5525	5355	5185	5100	5015	4890	4760	4590	4465	4380	4250
240	12210	7725	6660	6015	5830	5645	5550	5460	5320	5180	4995	4855	4765	4625
280	13200	8350	7200	6500	6300	6100	6000	5900	5750	5600	5400	5250	5150	5000
320	14785	9350	8065	7280	7055	6830	6720	6610	6440	6270	6050	5880	5770	5600

WATER AND SALT BALLASTING

Tire volume 100%		Water filling 75%		Water/salt filling (75% / -30°C)				Total weight increase	
Litres	Gallons	Litres	Gallons	Water		Salt		kg	lbs
				Litres	Gallons	kg	lbs		
740	195	555	147	455	120	232	512	687	1515

(CaCl₂, 75%, -30°C) Always use a tube when filled with water/salt.

TUBES AND VALVES

Tube valve	Tubeless valve
TR218A	TR618A

STUDDABLE

Studdable	Number of studs
Yes	192 pcs
Marked stud positions on tread	Recommended stud
	12-20,12-23,12-24,16-19

NOKIAN TYRES TRI 2 600/65R38 - T445445

Product code	Size	LI/SS	Reinforced code	TL/TT	Rim	Permitted rims	Width (mm)	Diameter (mm)	Loaded static radius (mm)	Rolling circumference (mm)	SRI	Pressure (kPa)	Max. inflation pressure (kPa)	Tread depth (mm)	Tread code	M+S
T445445	600/65R38	170A8 (166D)	SB	TL	DW18L	DW20B	583	1740	790	5290	825	320	320	30	R-4	Yes

LOAD CAPACITY FOR TRACTOR, KG

Pressure (kPa)	Constant load													
	0 km/h	5 km/h	10 km/h LT	15 km/h	20 km/h	25 km/h	30 km/h 10 HT	35 km/h	40 km/h	45 km/h	50 km/h	55 km/h	60 km/h	65 km/h
80	6230	3940	3400	3070	2975	2880	2830	2785	2715	2645	2550	2480	2430	2360
120	8120	5135	4430	4000	3875	3750	3690	3630	3535	3445	3320	3230	3165	3075
160	9635	6095	5255	4745	4600	4455	4380	4305	4200	4090	3940	3835	3760	3650
200	10560	6680	5760	5200	5040	4880	4800	4720	4600	4480	4320	4200	4120	4000
240	11550	7305	6300	5690	5515	5340	5250	5165	5030	4900	4725	4595	4505	4375
280	12540	7935	6840	6175	5985	5795	5700	5605	5465	5320	5130	4990	4895	4750
320	13990	8850	7630	6890	6680	6465	6360	6255	6095	5935	5725	5565	5460	5300

WATER AND SALT BALLASTING

Tire volume 100%		Water filling 75%		Water/salt filling (75% / -30°C)				Total weight increase	
Litres	Gallons	Litres	Gallons	Water		Salt		kg	lbs
				Litres	Gallons	kg	lbs		
720	190	540	143	443	117	226	498	669	1475

(CaCl2, 75%, -30°C) Always use a tube when filled with water/salt.

TUBES AND VALVES

Tube valve	Tubeless valve
TR218A	TR618A

STUDDABLE

Studdable	Number of studs
Yes	192 pcs
Marked stud positions on tread	Recommended stud
	12-20,12-23,12-24,16-19

NOKIAN TYRES TRI 2 650/65R38 - T445443

Product code	Size	LI/SS	Reinforced code	TL/TT	Rim	Permitted rims	Width (mm)	Diameter (mm)	Loaded static radius (mm)	Rolling circumference (mm)	SRI	Pressure (kPa)	Max. inflation pressure (kPa)	Tread depth (mm)	Tread code	M+S
T445443	650/65R38	175A8 (170D)	SB	TL	DW20B	DW18L, DW23B	634	1811	819	5510	875	320	320	33	R-4	Yes

LOAD CAPACITY FOR TRACTOR, KG

Pressure (kPa)	Constant load													
	0 km/h	5 km/h	10 km/h LT	15 km/h	20 km/h	25 km/h	30 km/h 10 HT	35 km/h	40 km/h	45 km/h	50 km/h	55 km/h	60 km/h	65 km/h
80	6995	4425	3815	3445	3340	3235	3180	3125	3050	2970	2860	2785	2730	2650
120	9110	5760	4970	4485	4345	4210	4140	4070	3970	3865	3725	3625	3555	3450
160	10890	6890	5940	5365	5200	5035	4950	4870	4745	4620	4455	4330	4250	4125
200	11880	7515	6480	5850	5670	5490	5400	5310	5175	5040	4860	4725	4635	4500
240	12870	8140	7020	6340	6145	5950	5850	5755	5605	5460	5265	5120	5020	4875
280	13990	8850	7630	6890	6680	6465	6360	6255	6095	5935	5725	5565	5460	5300
320	15840	10020	8640	7800	7560	7320	7200	7080	6900	6720	6480	6300	6180	6000

WATER AND SALT BALLASTING

Tire volume 100%		Water filling 75%		Water/salt filling (75% / -30°C)				Total weight increase	
Litres	Gallons	Litres	Gallons	Water		Salt		kg	lbs
				Litres	Gallons	kg	lbs		
865	229	649	171	532	141	271	598	803	1770

(CaCl2, 75%, -30°C) Always use a tube when filled with water/salt.

TUBES AND VALVES

Tubeless valve TR618A

STUDDABLE

Studdable Yes	Number of studs 192 pcs
Marked stud positions on tread	Recommended stud 12-20,12-23,12-24,16-19

NOKIAN TYRES TRI 2 620/80R42 - T445518

Product code	Size	LI/SS	Reinforced code	TL/TT	Rim	Permitted rims	Width (mm)	Diameter (mm)	Loaded static radius (mm)	Rolling circumference (mm)	SRI	Pressure (kPa)	Max. inflation pressure (kPa)	Tread depth (mm)	Tread code	M+S
T445518	620/80R42	181A8 (177D)	SB	TL	DW20B	DW23B	626	2059	925	6289	975	320	320	35	R-4	Yes

LOAD CAPACITY FOR TRACTOR, KG

Pressure (kPa)	Constant load													
	0 km/h	5 km/h	10 km/h LT	15 km/h	20 km/h	25 km/h	30 km/h 10 HT	35 km/h	40 km/h	45 km/h	50 km/h	55 km/h	60 km/h	65 km/h
80	8580	5430	4680	4225	4095	3965	3900	3835	3740	3640	3510	3415	3350	3250
120	10890	6890	5940	5365	5200	5035	4950	4870	4745	4620	4455	4330	4250	4125
160	13200	8350	7200	6500	6300	6100	6000	5900	5750	5600	5400	5250	5150	5000
200	14785	9350	8065	7280	7055	6830	6720	6610	6440	6270	6050	5880	5770	5600
240	15840	10020	8640	7800	7560	7320	7200	7080	6900	6720	6480	6300	6180	6000
280	17160	10855	9360	8450	8190	7930	7800	7670	7475	7280	7020	6825	6695	6500
320	19270	12190	10510	9490	9200	8905	8760	8615	8395	8175	7885	7665	7520	7300

WATER AND SALT BALLASTING

Tire volume 100%		Water filling 75%		Water/salt filling (75% / -30°C)				Total weight increase	
Litres	Gallons	Litres	Gallons	Water		Salt		kg	lbs
				Litres	Gallons	kg	lbs		
1125	297	844	223	692	183	353	778	1045	2304

(CaCl2, 75%, -30°C) Always use a tube when filled with water/salt.

TUBES AND VALVES

Tubeless valve TR618A

STUDDABLE

Studdable Yes	Number of studs 192 pcs
Marked stud positions on tread	Recommended stud 12-20,12-23,12-24,16-19

NOKIAN TYRES TRI 2 650/65R42 - T445390

Product code	Size	LI/SS	Reinforced code	TL/TT	Rim	Permitted rims	Width (mm)	Diameter (mm)	Loaded static radius (mm)	Rolling circumference (mm)	SRI	Pressure (kPa)	Max. inflation pressure (kPa)	Tread depth (mm)	Tread code	M+S
T445390	650/65R42	176A8 (171D)	SB	TL	DW20B	DW18L, DW23B	617	1913	848	5791	925	320	320	33	R-4	Yes

LOAD CAPACITY FOR TRACTOR, KG

Pressure (kPa)	Constant load													
	0 km/h	5 km/h	10 km/h LT	15 km/h	20 km/h	25 km/h	30 km/h 10 HT	35 km/h	40 km/h	45 km/h	50 km/h	55 km/h	60 km/h	65 km/h
80	7390	4675	4030	3640	3530	3415	3360	3305	3220	3135	3025	2940	2885	2800
120	9635	6095	5255	4745	4600	4455	4380	4305	4200	4090	3940	3835	3760	3650
160	11220	7100	6120	5525	5355	5185	5100	5015	4890	4760	4590	4465	4380	4250
200	12540	7935	6840	6175	5985	5795	5700	5605	5465	5320	5130	4990	4895	4750
240	13595	8600	7415	6695	6490	6285	6180	6075	5925	5770	5560	5410	5305	5150
280	14785	9350	8065	7280	7055	6830	6720	6610	6440	6270	6050	5880	5770	5600
320	16235	10270	8855	7995	7750	7505	7380	7255	7075	6890	6640	6460	6335	6150

WATER AND SALT BALLASTING

Tire volume 100%		Water filling 75%		Water/salt filling (75% / -30°C)				Total weight increase	
Litres	Gallons	Litres	Gallons	Water		Salt		kg	lbs
				Litres	Gallons	kg	lbs		
925	244	694	183	569	150	290	640	859	1894

(CaCl2, 75%, -30°C) Always use a tube when filled with water/salt.

TUBES AND VALVES

Tubeless valve TR618A

STUDDABLE

Studdable Yes	Number of studs 192 pcs
Marked stud positions on tread	Recommended stud 12-20,12-23,12-24,16-19

NOKIAN TYRES TRI 2 710/70R42 - T445655

Product code	Size	LI/SS	Reinforced code	TL/TT	Rim	Width (mm)	Diameter (mm)	Loaded static radius (mm)	Rolling circumference (mm)	SRI	Pressure (kPa)	Max. inflation pressure (kPa)	Tread depth (mm)	Tread code	M+S
T445655	710/70R42	185A8 (180D)	SB	TL	DW23B	717	2045	923	6255	975	320	320	37	R-4	Yes

LOAD CAPACITY FOR TRACTOR, KG

Pressure (kPa)	Constant load													
	0 km/h	5 km/h	10 km/h LT	15 km/h	20 km/h	25 km/h	30 km/h 10 HT	35 km/h	40 km/h	45 km/h	50 km/h	55 km/h	60 km/h	65 km/h
80	9370	5930	5110	4615	4475	4330	4260	4190	4085	3975	3835	3730	3655	3550
120	11880	7515	6480	5850	5670	5490	5400	5310	5175	5040	4860	4725	4635	4500
160	14785	9350	8065	7280	7055	6830	6720	6610	6440	6270	6050	5880	5770	5600
200	16235	10270	8855	7995	7750	7505	7380	7255	7075	6890	6640	6460	6335	6150
240	17160	10855	9360	8450	8190	7930	7800	7670	7475	7280	7020	6825	6695	6500
280	18745	11855	10225	9230	8945	8660	8520	8380	8165	7950	7670	7455	7315	7100
320	21120	13360	11520	10400	10080	9760	9600	9440	9200	8960	8640	8400	8240	8000

WATER AND SALT BALLASTING

Tire volume 100%		Water filling 75%		Water/salt filling (75% / -30°C)				Total weight increase	
				Water		Salt			
Litres	Gallons	Litres	Gallons	Litres	Gallons	kg	lbs	kg	lbs
1255	332	941	249	772	204	394	868	1166	2571

(CaCl₂, 75%, -30°C) Always use a tube when filled with water/salt.

TUBES AND VALVES

Tubeless valve TR618A

STUDDABLE

Studdable Yes	Number of studs 192 pcs
Marked stud positions on tread	Recommended stud 12-20,12-23,12-24,16-19

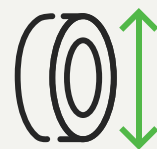
NOKIAN TYRES TRI STEEL

PUNCTURE PROTECTION FOR SPECIAL APPLICATIONS

- A special loader tire with a puncture-resisting block pattern.
- Steel fortification for extra durability.
- Suitable for waste treatment, recycling plants and for industrial use.



2026-07-07



AVAILABLE SIZES

- 460/65R24 - T445245
- 480/65R24 - T445222

NOKIAN TYRES TRI STEEL

ALL SIZES

Product code	Size	LI/SS	TL/TT	Rim	Permitted rims	Width (mm)	Diameter (mm)	Loaded static radius (mm)	Rolling circumference (mm)	SRI	Pressure (kPa)	Max. inflation pressure (kPa)	Tread depth (mm)	Tread code	Load capacity for constant load, kg					
															Speed (km/h)					
															40	45	50	55	60	65
T445245	460/65R24	156A8 (151D)	TL	DW13	W13, DW13L, W14L, DW14L, W15L, DW15L	426	1184	545	3581	575	400	400	27	R-4	3970	3865	3725	3625	3555	3450
T445222	480/65R24	151A8 (146D)	TL	DW14L	W14L, W15L, DW15L, W16L, DW16L	468	1237	565	3740	600	320	320	28	R-4	3450	3360	3240	3150	3090	3000

NOKIAN TYRES TRI STEEL 460/65R24 - T445245

Product code	Size	LI/SS	TL/TT	Rim	Permitted rims	Width (mm)	Diameter (mm)	Loaded static radius (mm)	Rolling circumference (mm)	SRI	Pressure (kPa)	Max. inflation pressure (kPa)	Tread depth (mm)	Tread code
T445245	460/65R24	156A8 (151D)	TL	DW13	W13, DW13L, W14L, DW14L, W15L, DW15L	426	1184	545	3581	575	400	400	27	R-4

LOAD CAPACITY FOR TRACTOR, KG

Pressure (kPa)	Constant load													
	0 km/h	5 km/h	10 km/h LT	15 km/h	20 km/h	25 km/h	30 km/h 10 HT	35 km/h	40 km/h	45 km/h	50 km/h	55 km/h	60 km/h	65 km/h
80	3390	2145	1850	1670	1620	1570	1540	1515	1480	1440	1390	1350	1325	1285
120	4355	2755	2375	2145	2080	2015	1980	1945	1900	1850	1780	1735	1700	1650
160	5150	3255	2810	2535	2455	2380	2340	2300	2245	2185	2105	2050	2010	1950
200	5755	3640	3140	2835	2745	2660	2615	2570	2505	2440	2355	2290	2245	2180
240	6230	3940	3400	3070	2975	2880	2830	2785	2715	2645	2550	2480	2430	2360
280	6800	4300	3710	3350	3245	3140	3090	3040	2960	2885	2780	2705	2650	2575
320	7390	4675	4030	3640	3530	3415	3360	3305	3220	3135	3025	2940	2885	2800
360	8120	5135	4430	4000	3875	3750	3690	3630	3535	3445	3320	3230	3165	3075
400	9110	5760	4970	4485	4345	4210	4140	4070	3970	3865	3725	3625	3555	3450

WATER AND SALT BALLASTING

Tire volume 100%		Water filling 75%		Water/salt filling (75% / -30°C)				Total weight increase	
Litres	Gallons	Litres	Gallons	Water		Salt		kg	lbs
				Litres	Gallons	kg	lbs		
275	73	206	54	169	45	86	190	255	562

TUBES AND VALVES

Tube valve	Tubeless valve
TR218A	TR618A

(CaCl₂, 75%, -30°C) Always use a tube when filled with water/salt.

NOKIAN TYRES TRI STEEL 480/65R24 - T445222

Product code	Size	LI/SS	TL/TT	Rim	Permitted rims	Width (mm)	Diameter (mm)	Loaded static radius (mm)	Rolling circumference (mm)	SRI	Pressure (kPa)	Max. inflation pressure (kPa)	Tread depth (mm)	Tread code
T445222	480/65R24	151A8 (146D)	TL	DW14L	W14L, W15L, DW15L, W16L, DW16L	468	1237	565	3740	600	320	320	28	R-4

LOAD CAPACITY FOR TRACTOR, KG

Pressure (kPa)	Constant load													
	0 km/h	5 km/h	10 km/h LT	15 km/h	20 km/h	25 km/h	30 km/h 10 HT	35 km/h	40 km/h	45 km/h	50 km/h	55 km/h	60 km/h	65 km/h
80	3590	2270	1960	1770	1715	1660	1630	1605	1565	1525	1470	1430	1400	1360
120	4620	2925	2520	2275	2205	2135	2100	2065	2015	1960	1890	1840	1805	1750
160	5440	3440	2965	2680	2595	2515	2470	2430	2370	2305	2225	2165	2120	2060
200	6070	3840	3310	2990	2900	2805	2760	2715	2645	2575	2485	2415	2370	2300
240	6600	4175	3600	3250	3150	3050	3000	2950	2875	2800	2700	2625	2575	2500
280	7195	4550	3925	3545	3435	3325	3270	3215	3135	3050	2945	2860	2805	2725
320	7920	5010	4320	3900	3780	3660	3600	3540	3450	3360	3240	3150	3090	3000

WATER AND SALT BALLASTING

Tire volume 100%		Water filling 75%		Water/salt filling (75% / -30°C)				Total weight increase	
Litres	Gallons	Litres	Gallons	Water		Salt		kg	lbs
				Litres	Gallons	kg	lbs		
335	88	251	66	206	54	105	232	311	686

(CaCl2, 75%, -30°C) Always use a tube when filled with water/salt.

TUBES AND VALVES

Tube valve TR218A	Tubeless valve TR618A

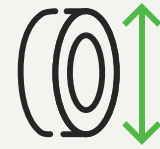
NOKIAN TYRES COUNTRY KING

EFFICIENT RADIAL FLOTATION TIRE FOR AGRICULTURAL TRANSPORTATIONS ON ROAD AND FIELD

- Durability and low rolling resistance due to high positive pattern ratio and special tread compound.
- Soil and crop damage prevention with large pattern contact and rounded shoulder design.
- Directional stability and controlled handling performance with high strength steel belted construction.



2026-07-07



AVAILABLE SIZES

- 500/60R22.5 - T445453
- 560/45R22.5 - T445402
- 560/60R22.5 - T445401
- 580/65R22.5 - T445405
- 600/50R22.5 - T445441
- 650/50R22.5 - T445407
- 710/35R22.5 - T445542
- 710/45R22.5 - T445496
- 600/55R26.5 - T445653
- 620/60R26.5 - T445404
- 650/65R26.5 - T445440
- 710/50R26.5 - T445406
- 800/45R26.5 - T445600
- 650/65R30.5 - T445611
- 750/60R30.5 - T445610

NOKIAN TYRES COUNTRY KING

ALL SIZES

Product code	Size	LI/SS	Reinforced code	TL/TT	Rim	Permitted rims	Width (mm)	Diameter (mm)	Loaded static radius (mm)	Rolling circumference (mm)	SRI	Pressure (kPa)	Max. inflation pressure (kPa)	Tread depth (mm)	Tube product code	Load capacity for mixed, kg					
																Speed (km/h)					
																40	45	50	55	60	65
T445453	500/60R22.5	155D	SB	TL	AG16.00		510	1172	521	3581	550	400	400	17	T55096	5270	5000	4690	4420	4145	3875
T445402	560/45R22.5	152D	SB	TL	AG16.00		538	1078	474	3280	525	400	400	16	T56435	4830	4580	4295	4045	3800	3550
T445401	560/60R22.5	161D	SB	TL	AG16.00	AG18.00, AG20.00	567	1237	557	3764	600	400	400	18	T55089	6290	5965	5595	5275	4950	4625
T445405	580/65R22.5	166D	SB	TL	AG16.00	AG18.00	584	1299	586	3977	625	400	400	19	T55089	7210	6835	6415	6040	5670	5300
T445441	600/50R22.5	159D	SB	TL	AG20.00		594	1170	533	3575	550	400	400	18	T55089	5950	5645	5295	4990	4680	4375
T445407	650/50R22.5	163D	SB	TL	AG20.00		644	1235	564	3789	575	400	400	18	T55089	6630	6290	5900	5560	5215	4875
T445542	710/35R22.5	157D	SB	TL	AG24.00		696	1070	484	3248	525	400	400	22		5610	5320	4990	4705	4415	4125
T445496	710/45R22.5	165D	SB	TL	AG24.00		697	1213	545	3695	575	400	400	19	T55092	7005	6645	6230	5870	5510	5150
T445653	600/55R26.5	165D	SB	TL	AG20.00		603	1335	604	4072	625	400	400	22	T55098	7005	6645	6230	5870	5510	5150
T445404	620/60R26.5	169D	SB	TL	AG20.00		632	1403	639	4291	675	400	400	20	T55098	7890	7480	7020	6610	6205	5800
T445440	650/65R26.5	174D	SB	TL	AG20.00		656	1519	689	4656	725	400	400	20	T55102	9110	8645	8105	7640	7170	6700
T445406	710/50R26.5	170D	SB	TL	AG24.00		740	1405	646	4304	650	400	400	21	T55102	8365	7935	7440	7010	6580	6150
T445600	800/45R26.5	174D	SB	TL	AG28.00	AG24.00	769	1394	622	4240	675	400	400	26	T55102	9110	8645	8105	7640	7170	6700
T445611	650/65R30.5	176D	SB	TL	AG20.00		647	1623	737	4969	775	400	400	26		9655	9160	8590	8095	7595	7100
T445610	750/60R30.5	181D	SB	TL	AG24.00		760	1679	757	5144	800	400	400	26		11220	10645	9985	9405	8830	8250

NOKIAN TYRES COUNTRY KING 500/60R22.5 - T445453

Product code	Size	LI/SS	Reinforced code	TL/TT	Rim	Width (mm)	Diameter (mm)	Loaded static radius (mm)	Rolling circumference (mm)	SRI	Pressure (kPa)	Max. inflation pressure (kPa)	Tread depth (mm)	Tube product code
T445453	500/60R22.5	155D	SB	TL	AG16.00	510	1172	521	3581	550	400	400	17	T55096

LOAD CAPACITY FOR TRAILER, KG

Pressure (kPa)	Mixed												
	10 km/h	15 km/h	20 km/h	25 km/h	30 km/h	35 km/h	40 km/h	45 km/h	50 km/h	55 km/h	60 km/h	65 km/h	
80	2250	2165	2065	1975	1890	1800	1700	1615	1515	1425	1340	1250	
120	2880	2770	2640	2530	2415	2305	2175	2065	1935	1825	1710	1600	
160	3510	3375	3220	3080	2945	2810	2650	2515	2360	2225	2085	1950	
200	4030	3875	3695	3540	3380	3225	3045	2890	2710	2555	2395	2240	
240	4635	4455	4250	4070	3890	3710	3500	3320	3115	2935	2755	2575	
280	5220	5015	4785	4580	4380	4175	3945	3740	3510	3305	3105	2900	
320	5850	5625	5365	5135	4910	4680	4420	4195	3935	3705	3480	3250	
360	6390	6140	5860	5610	5360	5110	4830	4580	4295	4045	3800	3550	
400	6975	6705	6395	6125	5850	5580	5270	5000	4690	4420	4145	3875	

WATER AND SALT BALLASTING

Tire volume 100%		Water filling 75%		Water/salt filling (75% / -30°C)				Total weight increase	
Litres	Gallons	Litres	Gallons	Water		Salt		kg	lbs
				Litres	Gallons	kg	lbs		
305	81	229	60	188	50	96	211	284	626

(CaCl₂, 75%, -30°C) Always use a tube when filled with water/salt.

TUBES AND VALVES

Tube product code T55096	Tube valve TR218A
Tubeless valve TR618A	

NOKIAN TYRES COUNTRY KING 560/45R22.5 - T445402

Product code	Size	LI/SS	Reinforced code	TL/TT	Rim	Width (mm)	Diameter (mm)	Loaded static radius (mm)	Rolling circumference (mm)	SRI	Pressure (kPa)	Max. inflation pressure (kPa)	Tread depth (mm)	Tube product code
T445402	560/45R22.5	152D	SB	TL	AG16.00	538	1078	474	3280	525	400	400	16	T56435

LOAD CAPACITY FOR TRAILER, KG

Pressure (kPa)	Mixed											
	10 km/h	15 km/h	20 km/h	25 km/h	30 km/h	35 km/h	40 km/h	45 km/h	50 km/h	55 km/h	60 km/h	65 km/h
80	2070	1990	1900	1815	1735	1655	1565	1485	1390	1310	1230	1150
120	2610	2510	2395	2290	2190	2090	1970	1870	1755	1655	1550	1450
160	3240	3115	2970	2845	2720	2590	2450	2320	2180	2050	1925	1800
200	3710	3565	3400	3255	3110	2965	2800	2655	2495	2350	2205	2060
240	4250	4085	3895	3730	3565	3400	3210	3045	2855	2690	2525	2360
280	4905	4715	4495	4305	4115	3925	3705	3515	3295	3105	2915	2725
320	5400	5190	4950	4740	4530	4320	4080	3870	3630	3420	3210	3000
360	5850	5625	5365	5135	4910	4680	4420	4195	3935	3705	3480	3250
400	6390	6140	5860	5610	5360	5110	4830	4580	4295	4045	3800	3550

WATER AND SALT BALLASTING

Tire volume 100%		Water filling 75%		Water/salt filling (75% / -30°C)				Total weight increase	
Litres	Gallons	Litres	Gallons	Water		Salt		kg	lbs
				Litres	Gallons	kg	lbs		
265	70	199	53	163	43	83	183	246	542

(CaCl₂, 75%, -30°C) Always use a tube when filled with water/salt.

TUBES AND VALVES

Tube product code T56435	Tube valve TR218A
Tubeless valve TR618A	

NOKIAN TYRES COUNTRY KING 560/60R22.5 - T445401

Product code	Size	LI/SS	Reinforced code	TL/TT	Rim	Permitted rims	Width (mm)	Diameter (mm)	Loaded static radius (mm)	Rolling circumference (mm)	SRI	Pressure (kPa)	Max. inflation pressure (kPa)	Tread depth (mm)	Tube product code
T445401	560/60R22.5	161D	SB	TL	AG16.00	AG18.00, AG20.00	567	1237	557	3764	600	400	400	18	T55089

LOAD CAPACITY FOR TRAILER, KG

Pressure (kPa)	Mixed											
	10 km/h	15 km/h	20 km/h	25 km/h	30 km/h	35 km/h	40 km/h	45 km/h	50 km/h	55 km/h	60 km/h	65 km/h
80	2700	2595	2475	2370	2265	2160	2040	1935	1815	1710	1605	1500
120	3420	3285	3135	3000	2870	2735	2585	2450	2300	2165	2035	1900
160	4140	3980	3795	3635	3475	3310	3130	2965	2785	2620	2460	2300
200	4770	4585	4375	4185	4000	3815	3605	3420	3205	3020	2835	2650
240	5535	5320	5075	4860	4645	4430	4180	3965	3720	3505	3290	3075
280	6210	5970	5695	5450	5210	4970	4690	4450	4175	3935	3690	3450
320	6975	6705	6395	6125	5850	5580	5270	5000	4690	4420	4145	3875
360	7650	7355	7015	6715	6420	6120	5780	5485	5145	4845	4550	4250
400	8325	8000	7630	7310	6985	6660	6290	5965	5595	5275	4950	4625

WATER AND SALT BALLASTING

Tire volume 100%		Water filling 75%		Water/salt filling (75% / -30°C)				Total weight increase	
Litres	Gallons	Litres	Gallons	Water		Salt		kg	lbs
				Litres	Gallons	kg	lbs		
390	103	293	77	240	63	122	270	362	798

(CaCl₂, 75%, -30°C) Always use a tube when filled with water/salt.

TUBES AND VALVES

Tube product code T55089	Tube valve TR218A
Tubeless valve TR618A	

NOKIAN TYRES COUNTRY KING 580/65R22.5 - T445405

Product code	Size	LI/SS	Reinforced code	TL/TT	Rim	Permitted rims	Width (mm)	Diameter (mm)	Loaded static radius (mm)	Rolling circumference (mm)	SRI	Pressure (kPa)	Max. inflation pressure (kPa)	Tread depth (mm)	Tube product code
T445405	580/65R22.5	166D	SB	TL	AG16.00	AG18.00	584	1299	586	3977	625	400	400	19	T55089

LOAD CAPACITY FOR TRAILER, KG

Pressure (kPa)	Mixed											
	10 km/h	15 km/h	20 km/h	25 km/h	30 km/h	35 km/h	40 km/h	45 km/h	50 km/h	55 km/h	60 km/h	65 km/h
80	3060	2940	2805	2685	2565	2450	2310	2195	2055	1940	1820	1700
120	3925	3770	3595	3445	3290	3140	2965	2810	2640	2485	2335	2180
160	4770	4585	4375	4185	4000	3815	3605	3420	3205	3020	2835	2650
200	5400	5190	4950	4740	4530	4320	4080	3870	3630	3420	3210	3000
240	6210	5970	5695	5450	5210	4970	4690	4450	4175	3935	3690	3450
280	7200	6920	6600	6320	6040	5760	5440	5160	4840	4560	4280	4000
320	7875	7570	7220	6915	6605	6300	5950	5645	5295	4990	4680	4375
360	8550	8220	7840	7505	7175	6840	6460	6130	5750	5415	5085	4750
400	9540	9170	8745	8375	8005	7630	7210	6835	6415	6040	5670	5300

WATER AND SALT BALLASTING

Tire volume 100%		Water filling 75%		Water/salt filling (75% / -30°C)				Total weight increase	
Litres	Gallons	Litres	Gallons	Water		Salt		kg	lbs
				Litres	Gallons	kg	lbs		
450	119	338	89	277	73	141	311	418	922

(CaCl2, 75%, -30°C) Always use a tube when filled with water/salt.

TUBES AND VALVES

Tube product code T55089	Tube valve TR218A
Tubeless valve TR618A	

NOKIAN TYRES COUNTRY KING 600/50R22.5 - T445441

Product code	Size	LI/SS	Reinforced code	TL/TT	Rim	Width (mm)	Diameter (mm)	Loaded static radius (mm)	Rolling circumference (mm)	SRI	Pressure (kPa)	Max. inflation pressure (kPa)	Tread depth (mm)	Tube product code
T445441	600/50R22.5	159D	SB	TL	AG20.00	594	1170	533	3575	550	400	400	18	T55089

LOAD CAPACITY FOR TRAILER, KG

Pressure (kPa)	Mixed											
	10 km/h	15 km/h	20 km/h	25 km/h	30 km/h	35 km/h	40 km/h	45 km/h	50 km/h	55 km/h	60 km/h	65 km/h
80	2520	2420	2310	2210	2115	2015	1905	1805	1695	1595	1500	1400
120	3240	3115	2970	2845	2720	2590	2450	2320	2180	2050	1925	1800
160	3925	3770	3595	3445	3290	3140	2965	2810	2640	2485	2335	2180
200	4500	4325	4125	3950	3775	3600	3400	3225	3025	2850	2675	2500
240	5220	5015	4785	4580	4380	4175	3945	3740	3510	3305	3105	2900
280	5850	5625	5365	5135	4910	4680	4420	4195	3935	3705	3480	3250
320	6570	6315	6025	5765	5510	5255	4965	4710	4415	4160	3905	3650
360	7200	6920	6600	6320	6040	5760	5440	5160	4840	4560	4280	4000
400	7875	7570	7220	6915	6605	6300	5950	5645	5295	4990	4680	4375

WATER AND SALT BALLASTING

Tire volume 100%		Water filling 75%		Water/salt filling (75% / -30°C)				Total weight increase	
Litres	Gallons	Litres	Gallons	Water		Salt		kg	lbs
				Litres	Gallons	kg	lbs		
370	98	278	73	228	60	116	256	344	758

(CaCl₂, 75%, -30°C) Always use a tube when filled with water/salt.

TUBES AND VALVES

Tube product code T55089	Tube valve TR218A
Tubeless valve TR618A	

NOKIAN TYRES COUNTRY KING 650/50R22.5 - T445407

Product code	Size	LI/SS	Reinforced code	TL/TT	Rim	Width (mm)	Diameter (mm)	Loaded static radius (mm)	Rolling circumference (mm)	SRI	Pressure (kPa)	Max. inflation pressure (kPa)	Tread depth (mm)	Tube product code
T445407	650/50R22.5	163D	SB	TL	AG20.00	644	1235	564	3789	575	400	400	18	T55089

LOAD CAPACITY FOR TRAILER, KG

Pressure (kPa)	Mixed											
	10 km/h	15 km/h	20 km/h	25 km/h	30 km/h	35 km/h	40 km/h	45 km/h	50 km/h	55 km/h	60 km/h	65 km/h
80	2880	2770	2640	2530	2415	2305	2175	2065	1935	1825	1710	1600
120	3710	3565	3400	3255	3110	2965	2800	2655	2495	2350	2205	2060
160	4500	4325	4125	3950	3775	3600	3400	3225	3025	2850	2675	2500
200	5220	5015	4785	4580	4380	4175	3945	3740	3510	3305	3105	2900
240	5850	5625	5365	5135	4910	4680	4420	4195	3935	3705	3480	3250
280	6750	6490	6190	5925	5665	5400	5100	4840	4540	4275	4015	3750
320	7425	7135	6805	6520	6230	5940	5610	5320	4990	4705	4415	4125
360	8100	7785	7425	7110	6795	6480	6120	5805	5445	5130	4815	4500
400	8775	8435	8045	7705	7360	7020	6630	6290	5900	5560	5215	4875

WATER AND SALT BALLASTING

Tire volume 100%		Water filling 75%		Water/salt filling (75% / -30°C)				Total weight increase	
Litres	Gallons	Litres	Gallons	Water		Salt		kg	lbs
				Litres	Gallons	kg	lbs		
460	122	345	91	283	75	144	318	427	941

(CaCl₂, 75%, -30°C) Always use a tube when filled with water/salt.

TUBES AND VALVES

Tube product code T55089	Tube valve TR218A
Tubeless valve TR618A	

NOKIAN TYRES COUNTRY KING 710/35R22.5 - T445542

Product code	Size	LI/SS	Reinforced code	TL/TT	Rim	Width (mm)	Diameter (mm)	Loaded static radius (mm)	Rolling circumference (mm)	SRI	Pressure (kPa)	Max. inflation pressure (kPa)	Tread depth (mm)
T445542	710/35R22.5	157D	SB	TL	AG24.00	696	1070	484	3248	525	400	400	22

LOAD CAPACITY FOR TRAILER, KG

Pressure (kPa)	Mixed											
	10 km/h	15 km/h	20 km/h	25 km/h	30 km/h	35 km/h	40 km/h	45 km/h	50 km/h	55 km/h	60 km/h	65 km/h
80	2375	2285	2180	2085	1995	1900	1795	1705	1595	1505	1410	1320
120	3060	2940	2805	2685	2565	2450	2310	2195	2055	1940	1820	1700
160	3710	3565	3400	3255	3110	2965	2800	2655	2495	2350	2205	2060
200	4250	4085	3895	3730	3565	3400	3210	3045	2855	2690	2525	2360
240	4905	4715	4495	4305	4115	3925	3705	3515	3295	3105	2915	2725
280	5670	5450	5200	4975	4755	4535	4285	4065	3810	3590	3370	3150
320	6210	5970	5695	5450	5210	4970	4690	4450	4175	3935	3690	3450
360	6750	6490	6190	5925	5665	5400	5100	4840	4540	4275	4015	3750
400	7425	7135	6805	6520	6230	5940	5610	5320	4990	4705	4415	4125

WATER AND SALT BALLASTING

Tire volume 100%		Water filling 75%		Water/salt filling (75% / -30°C)				Total weight increase	
Litres	Gallons	Litres	Gallons	Water		Salt		kg	lbs
				Litres	Gallons	kg	lbs		
345	91	259	68	212	56	108	239	320	705

(CaCl2, 75%, -30°C) Always use a tube when filled with water/salt.

TUBES AND VALVES

Tubeless valve TR618A

NOKIAN TYRES COUNTRY KING 710/45R22.5 - T445496

Product code	Size	LI/SS	Reinforced code	TL/TT	Rim	Width (mm)	Diameter (mm)	Loaded static radius (mm)	Rolling circumference (mm)	SRI	Pressure (kPa)	Max. inflation pressure (kPa)	Tread depth (mm)	Tube product code
T445496	710/45R22.5	165D	SB	TL	AG24.00	697	1213	545	3695	575	400	400	19	T55092

LOAD CAPACITY FOR TRAILER, KG

Pressure (kPa)	Mixed											
	10 km/h	15 km/h	20 km/h	25 km/h	30 km/h	35 km/h	40 km/h	45 km/h	50 km/h	55 km/h	60 km/h	65 km/h
80	2970	2855	2725	2605	2490	2375	2245	2130	1995	1880	1765	1650
120	3815	3670	3500	3350	3200	3055	2885	2735	2565	2415	2270	2120
160	4635	4455	4250	4070	3890	3710	3500	3320	3115	2935	2755	2575
200	5400	5190	4950	4740	4530	4320	4080	3870	3630	3420	3210	3000
240	6210	5970	5695	5450	5210	4970	4690	4450	4175	3935	3690	3450
280	6975	6705	6395	6125	5850	5580	5270	5000	4690	4420	4145	3875
320	7650	7355	7015	6715	6420	6120	5780	5485	5145	4845	4550	4250
360	8550	8220	7840	7505	7175	6840	6460	6130	5750	5415	5085	4750
400	9270	8910	8500	8135	7775	7415	7005	6645	6230	5870	5510	5150

WATER AND SALT BALLASTING

Tire volume 100%		Water filling 75%		Water/salt filling (75% / -30°C)				Total weight increase	
Litres	Gallons	Litres	Gallons	Water		Salt		kg	lbs
				Litres	Gallons	kg	lbs		
565	149	424	112	348	92	177	391	525	1157

(CaCl₂, 75%, -30°C) Always use a tube when filled with water/salt.

TUBES AND VALVES

Tube product code T55092	Tube valve TR218A
Tubeless valve TR618A	

NOKIAN TYRES COUNTRY KING 600/55R26.5 - T445653

Product code	Size	LI/SS	Reinforced code	TL/TT	Rim	Width (mm)	Diameter (mm)	Loaded static radius (mm)	Rolling circumference (mm)	SRI	Pressure (kPa)	Max. inflation pressure (kPa)	Tread depth (mm)	Tube product code
T445653	600/55R26.5	165D	SB	TL	AG20.00	603	1335	604	4072	625	400	400	22	T55098

LOAD CAPACITY FOR TRAILER, KG

Pressure (kPa)	Mixed											
	10 km/h	15 km/h	20 km/h	25 km/h	30 km/h	35 km/h	40 km/h	45 km/h	50 km/h	55 km/h	60 km/h	65 km/h
80	2970	2855	2725	2605	2490	2375	2245	2130	1995	1880	1765	1650
120	3815	3670	3500	3350	3200	3055	2885	2735	2565	2415	2270	2120
160	4635	4455	4250	4070	3890	3710	3500	3320	3115	2935	2755	2575
200	5220	5015	4785	4580	4380	4175	3945	3740	3510	3305	3105	2900
240	6030	5795	5530	5295	5060	4825	4555	4320	4055	3820	3585	3350
280	6975	6705	6395	6125	5850	5580	5270	5000	4690	4420	4145	3875
320	7650	7355	7015	6715	6420	6120	5780	5485	5145	4845	4550	4250
360	8325	8000	7630	7310	6985	6660	6290	5965	5595	5275	4950	4625
400	9270	8910	8500	8135	7775	7415	7005	6645	6230	5870	5510	5150

WATER AND SALT BALLASTING

Tire volume 100%		Water filling 75%		Water/salt filling (75% / -30°C)				Total weight increase	
Litres	Gallons	Litres	Gallons	Water		Salt		kg	lbs
				Litres	Gallons	kg	lbs		
475	125	356	94	292	77	149	329	441	972

(CaCl₂, 75%, -30°C) Always use a tube when filled with water/salt.

TUBES AND VALVES

Tube product code T55098	Tube valve TR218A
Tubeless valve TR618A	

NOKIAN TYRES COUNTRY KING 620/60R26.5 - T445404

Product code	Size	LI/SS	Reinforced code	TL/TT	Rim	Width (mm)	Diameter (mm)	Loaded static radius (mm)	Rolling circumference (mm)	SRI	Pressure (kPa)	Max. inflation pressure (kPa)	Tread depth (mm)	Tube product code
T445404	620/60R26.5	169D	SB	TL	AG20.00	632	1403	639	4291	675	400	400	20	T55098

LOAD CAPACITY FOR TRAILER, KG

Pressure (kPa)	Mixed											
	10 km/h	15 km/h	20 km/h	25 km/h	30 km/h	35 km/h	40 km/h	45 km/h	50 km/h	55 km/h	60 km/h	65 km/h
80	3330	3200	3055	2925	2795	2665	2515	2385	2240	2110	1980	1850
120	4250	4085	3895	3730	3565	3400	3210	3045	2855	2690	2525	2360
160	5220	5015	4785	4580	4380	4175	3945	3740	3510	3305	3105	2900
200	6030	5795	5530	5295	5060	4825	4555	4320	4055	3820	3585	3350
240	6975	6705	6395	6125	5850	5580	5270	5000	4690	4420	4145	3875
280	7875	7570	7220	6915	6605	6300	5950	5645	5295	4990	4680	4375
320	8775	8435	8045	7705	7360	7020	6630	6290	5900	5560	5215	4875
360	9540	9170	8745	8375	8005	7630	7210	6835	6415	6040	5670	5300
400	10440	10035	9570	9165	8760	8350	7890	7480	7020	6610	6205	5800

WATER AND SALT BALLASTING

Tire volume 100%		Water filling 75%		Water/salt filling (75% / -30°C)				Total weight increase	
Litres	Gallons	Litres	Gallons	Water		Salt		kg	lbs
				Litres	Gallons	kg	lbs		
555	147	416	110	342	90	174	384	516	1138

(CaCl₂, 75%, -30°C) Always use a tube when filled with water/salt.

TUBES AND VALVES

Tube product code T55098	Tube valve TR218A
Tubeless valve TR618A	

NOKIAN TYRES COUNTRY KING 650/65R26.5 - T445440

Product code	Size	LI/SS	Reinforced code	TL/TT	Rim	Width (mm)	Diameter (mm)	Loaded static radius (mm)	Rolling circumference (mm)	SRI	Pressure (kPa)	Max. inflation pressure (kPa)	Tread depth (mm)	Tube product code
T445440	650/65R26.5	174D	SB	TL	AG20.00	656	1519	689	4656	725	400	400	20	T55102

LOAD CAPACITY FOR TRAILER, KG

Pressure (kPa)	Mixed											
	10 km/h	15 km/h	20 km/h	25 km/h	30 km/h	35 km/h	40 km/h	45 km/h	50 km/h	55 km/h	60 km/h	65 km/h
80	3925	3770	3595	3445	3290	3140	2965	2810	2640	2485	2335	2180
120	5040	4845	4620	4425	4230	4030	3810	3610	3390	3190	2995	2800
160	6030	5795	5530	5295	5060	4825	4555	4320	4055	3820	3585	3350
200	6975	6705	6395	6125	5850	5580	5270	5000	4690	4420	4145	3875
240	8100	7785	7425	7110	6795	6480	6120	5805	5445	5130	4815	4500
280	9270	8910	8500	8135	7775	7415	7005	6645	6230	5870	5510	5150
320	10080	9690	9240	8850	8455	8065	7615	7225	6775	6385	5990	5600
360	11070	10640	10150	9715	9285	8855	8365	7935	7440	7010	6580	6150
400	12060	11590	11055	10585	10115	9650	9110	8645	8105	7640	7170	6700

WATER AND SALT BALLASTING

Tire volume 100%		Water filling 75%		Water/salt filling (75% / -30°C)				Total weight increase	
Litres	Gallons	Litres	Gallons	Water		Salt		kg	lbs
				Litres	Gallons	kg	lbs		
723	191	542	143	445	118	227	500	672	1482

(CaCl2, 75%, -30°C) Always use a tube when filled with water/salt.

TUBES AND VALVES

Tube product code T55102	Tube valve TR218A
Tubeless valve TR618A	

NOKIAN TYRES COUNTRY KING 710/50R26.5 - T445406

Product code	Size	LI/SS	Reinforced code	TL/TT	Rim	Width (mm)	Diameter (mm)	Loaded static radius (mm)	Rolling circumference (mm)	SRI	Pressure (kPa)	Max. inflation pressure (kPa)	Tread depth (mm)	Tube product code
T445406	710/50R26.5	170D	SB	TL	AG24.00	740	1405	646	4304	650	400	400	21	T55102

LOAD CAPACITY FOR TRAILER, KG

Pressure (kPa)	Mixed											
	10 km/h	15 km/h	20 km/h	25 km/h	30 km/h	35 km/h	40 km/h	45 km/h	50 km/h	55 km/h	60 km/h	65 km/h
80	3510	3375	3220	3080	2945	2810	2650	2515	2360	2225	2085	1950
120	4500	4325	4125	3950	3775	3600	3400	3225	3025	2850	2675	2500
160	5535	5320	5075	4860	4645	4430	4180	3965	3720	3505	3290	3075
200	6390	6140	5860	5610	5360	5110	4830	4580	4295	4045	3800	3550
240	7200	6920	6600	6320	6040	5760	5440	5160	4840	4560	4280	4000
280	8325	8000	7630	7310	6985	6660	6290	5965	5595	5275	4950	4625
320	9000	8650	8250	7900	7550	7200	6800	6450	6050	5700	5350	5000
360	10080	9690	9240	8850	8455	8065	7615	7225	6775	6385	5990	5600
400	11070	10640	10150	9715	9285	8855	8365	7935	7440	7010	6580	6150

WATER AND SALT BALLASTING

Tire volume 100%		Water filling 75%		Water/salt filling (75% / -30°C)				Total weight increase	
Litres	Gallons	Litres	Gallons	Water		Salt		kg	lbs
				Litres	Gallons	kg	lbs		
655	173	491	130	403	106	205	453	608	1340

(CaCl₂, 75%, -30°C) Always use a tube when filled with water/salt.

TUBES AND VALVES

Tube product code T55102	Tube valve TR218A
Tubeless valve TR618A	

NOKIAN TYRES COUNTRY KING 800/45R26.5 - T445600

Product code	Size	LI/SS	Reinforced code	TL/TT	Rim	Permitted rims	Width (mm)	Diameter (mm)	Loaded static radius (mm)	Rolling circumference (mm)	SRI	Pressure (kPa)	Max. inflation pressure (kPa)	Tread depth (mm)	Tube product code
T445600	800/45R26.5	174D	SB	TL	AG28.00	AG24.00	769	1394	622	4240	675	400	400	26	T55102

LOAD CAPACITY FOR TRAILER, KG

Pressure (kPa)	Mixed											
	10 km/h	15 km/h	20 km/h	25 km/h	30 km/h	35 km/h	40 km/h	45 km/h	50 km/h	55 km/h	60 km/h	65 km/h
80	3815	3670	3500	3350	3200	3055	2885	2735	2565	2415	2270	2120
120	4905	4715	4495	4305	4115	3925	3705	3515	3295	3105	2915	2725
160	6030	5795	5530	5295	5060	4825	4555	4320	4055	3820	3585	3350
200	6975	6705	6395	6125	5850	5580	5270	5000	4690	4420	4145	3875
240	8100	7785	7425	7110	6795	6480	6120	5805	5445	5130	4815	4500
280	9000	8650	8250	7900	7550	7200	6800	6450	6050	5700	5350	5000
320	10080	9690	9240	8850	8455	8065	7615	7225	6775	6385	5990	5600
360	11070	10640	10150	9715	9285	8855	8365	7935	7440	7010	6580	6150
400	12060	11590	11055	10585	10115	9650	9110	8645	8105	7640	7170	6700

WATER AND SALT BALLASTING

Tire volume 100%		Water filling 75%		Water/salt filling (75% / -30°C)				Total weight increase	
Litres	Gallons	Litres	Gallons	Water		Salt		kg	lbs
				Litres	Gallons	kg	lbs		
727	192	545	144	447	118	228	503	675	1488

(CaCl2, 75%, -30°C) Always use a tube when filled with water/salt.

TUBES AND VALVES

Tube product code T55102	Tube valve TR218A
Tubeless valve TR618A	

NOKIAN TYRES COUNTRY KING 650/65R30.5 - T445611

Product code	Size	LI/SS	Reinforced code	TL/TT	Rim	Width (mm)	Diameter (mm)	Loaded static radius (mm)	Rolling circumference (mm)	SRI	Pressure (kPa)	Max. inflation pressure (kPa)	Tread depth (mm)
T445611	650/65R30.5	176D	SB	TL	AG20.00	647	1623	737	4969	775	400	400	26

LOAD CAPACITY FOR TRAILER, KG

Pressure (kPa)	Mixed											
	10 km/h	15 km/h	20 km/h	25 km/h	30 km/h	35 km/h	40 km/h	45 km/h	50 km/h	55 km/h	60 km/h	65 km/h
80	4140	3980	3795	3635	3475	3310	3130	2965	2785	2620	2460	2300
120	5220	5015	4785	4580	4380	4175	3945	3740	3510	3305	3105	2900
160	6390	6140	5860	5610	5360	5110	4830	4580	4295	4045	3800	3550
200	7425	7135	6805	6520	6230	5940	5610	5320	4990	4705	4415	4125
240	8550	8220	7840	7505	7175	6840	6460	6130	5750	5415	5085	4750
280	9810	9430	8995	8610	8230	7850	7410	7030	6595	6215	5830	5450
320	10800	10380	9900	9480	9060	8640	8160	7740	7260	6840	6420	6000
360	11700	11245	10725	10270	9815	9360	8840	8385	7865	7410	6955	6500
400	12780	12285	11715	11220	10720	10225	9655	9160	8590	8095	7595	7100

WATER AND SALT BALLASTING

Tire volume 100%		Water filling 75%		Water/salt filling (75% / -30°C)				Total weight increase	
Litres	Gallons	Litres	Gallons	Water		Salt		kg	lbs
				Litres	Gallons	kg	lbs		
799	211	599	158	492	130	251	553	743	1638

(CaCl2, 75%, -30°C) Always use a tube when filled with water/salt.

TUBES AND VALVES

Tubeless valve TR618A

NOKIAN TYRES COUNTRY KING 750/60R30.5 - T445610

Product code	Size	LI/SS	Reinforced code	TL/TT	Rim	Width (mm)	Diameter (mm)	Loaded static radius (mm)	Rolling circumference (mm)	SRI	Pressure (kPa)	Max. inflation pressure (kPa)	Tread depth (mm)
T445610	750/60R30.5	181D	SB	TL	AG24.00	760	1679	757	5144	800	400	400	26

LOAD CAPACITY FOR TRAILER, KG

Pressure (kPa)	Mixed											
	10 km/h	15 km/h	20 km/h	25 km/h	30 km/h	35 km/h	40 km/h	45 km/h	50 km/h	55 km/h	60 km/h	65 km/h
80	4770	4585	4375	4185	4000	3815	3605	3420	3205	3020	2835	2650
120	6210	5970	5695	5450	5210	4970	4690	4450	4175	3935	3690	3450
160	7650	7355	7015	6715	6420	6120	5780	5485	5145	4845	4550	4250
200	8550	8220	7840	7505	7175	6840	6460	6130	5750	5415	5085	4750
240	10080	9690	9240	8850	8455	8065	7615	7225	6775	6385	5990	5600
280	11340	10900	10395	9955	9515	9070	8570	8125	7625	7180	6740	6300
320	12420	11935	11385	10900	10420	9935	9385	8900	8350	7865	7385	6900
360	13500	12975	12375	11850	11325	10800	10200	9675	9075	8550	8025	7500
400	14850	14275	13615	13035	12460	11880	11220	10645	9985	9405	8830	8250

WATER AND SALT BALLASTING

Tire volume 100%		Water filling 75%		Water/salt filling (75% / -30°C)				Total weight increase	
Litres	Gallons	Litres	Gallons	Water		Salt		kg	lbs
				Litres	Gallons	kg	lbs		
1050	277	788	208	646	171	329	726	975	2150

(CaCl₂, 75%, -30°C) Always use a tube when filled with water/salt.

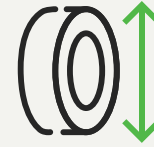
TUBES AND VALVES

Tubeless valve
TR618A

NOKIAN TYRES COUNTRY KING G2

PREMIUM FLOTATION TIRE FOR HIGH-PERFORMANCE AGRICULTURAL TRANSPORT

- Deep tread offers long-lasting performance and excellent value in transport use
- Dual-purpose tread pattern design delivers performance and reduces loss of power on both on-road transport and field conditions
- Large pattern contact and rounded shoulder design for advanced soil and crop damage prevention



AVAILABLE SIZES

- 560/60R22.5 - T445876
- 600/50R22.5 - T445877
- 650/50R22.5 - T445878
- 710/45R22.5 - T445879
- VF600/55R26.5 - T445880
- VF620/60R26.5 - T445888
- VF650/55R26.5 - T445881
- VF710/50R26.5 - T445882
- VF800/45R26.5 - T445883



NOKIAN TYRES COUNTRY KING G2

ALL SIZES

Product code	Size	LI/SS	Reinforced code	TL/TT	Rim	Permitted rims	Width (mm)	Diameter (mm)	Loaded static radius (mm)	Rolling circumference (mm)	SRI	Pressure (kPa)	Max. inflation pressure (kPa)	Tread depth (mm)	Load capacity for mixed, kg					
															Speed (km/h)					
															40	45	50	55	60	65
T445876	560/60R22.5	161D	SB	TL	AG18.00	AG16.00, AG20.00	560	1254	570	3814	600	400	400	22	6290	5965	5595	5275	4950	4625
T445877	600/50R22.5	159D	SB	TL	AG20.00		613	1171	533	3567	550	400	400	22	5950	5645	5295	4990	4680	4375
T445878	650/50R22.5	163D	SB	TL	AG20.00		644	1231	557	3744	575	400	400	22	6630	6290	5900	5560	5215	4875
T445879	710/45R22.5	165D	SB	TL	AG24.00		733	1221	551	3723	575	400	400	22	7005	6645	6230	5870	5510	5150
T445880	VF600/55R26.5	167D	SB	TL	AG20.00		620	1353	596	4104	625	280	400	24	7030	6705	6375	6050	5775	5450
T445888	VF620/60R26.5	171D	SB	TL	AG20.00		621	1439	631	4366	650	280	400	24	7935	7565	7195	6825	6520	6150
T445881	VF650/55R26.5	171D	SB	TL	AG20.00		653	1411	615	4281	650	280	400	24	7935	7565	7195	6825	6520	6150
T445882	VF710/50R26.5	173D	SB	TL	AG24.00		740	1404	611	4254	650	280	400	24	8385	7995	7605	7215	6890	6500
T445883	VF800/45R26.5	176D	SB	TL	AG28.00	AG26.00	826	1415	615	4298	675	280	400	24	9160	8735	8305	7880	7525	7100

NOKIAN TYRES COUNTRY KING G2 560/60R22.5 - T445876

Product code	Size	LI/SS	Reinforced code	TL/TT	Rim	Permitted rims	Width (mm)	Diameter (mm)	Loaded static radius (mm)	Rolling circumference (mm)	SRI	Pressure (kPa)	Max. inflation pressure (kPa)	Tread depth (mm)
T445876	560/60R22.5	161D	SB	TL	AG18.00	AG16.00, AG20.00	560	1254	570	3814	600	400	400	22

LOAD CAPACITY FOR TRAILER, KG

Pressure (kPa)	Mixed											
	10 km/h	15 km/h	20 km/h	25 km/h	30 km/h	35 km/h	40 km/h	45 km/h	50 km/h	55 km/h	60 km/h	65 km/h
80	2700	2595	2475	2370	2265	2160	2040	1935	1815	1710	1605	1500
120	3420	3285	3135	3000	2870	2735	2585	2450	2300	2165	2035	1900
160	4140	3980	3795	3635	3475	3310	3130	2965	2785	2620	2460	2300
200	4770	4585	4375	4185	4000	3815	3605	3420	3205	3020	2835	2650
240	5535	5320	5075	4860	4645	4430	4180	3965	3720	3505	3290	3075
280	6210	5970	5695	5450	5210	4970	4690	4450	4175	3935	3690	3450
320	6975	6705	6395	6125	5850	5580	5270	5000	4690	4420	4145	3875
360	7650	7355	7015	6715	6420	6120	5780	5485	5145	4845	4550	4250
400	8325	8000	7630	7310	6985	6660	6290	5965	5595	5275	4950	4625

WATER AND SALT BALLASTING

Tire volume 100%		Water filling 75%		Water/salt filling (75% / -30°C)				Total weight increase	
Litres	Gallons	Litres	Gallons	Water		Salt		kg	lbs
				Litres	Gallons	kg	lbs		
406	107	305	80	250	66	127	281	377	831

(CaCl2, 75%, -30°C) Always use a tube when filled with water/salt.

TUBES AND VALVES

Tubeless valve TR618A

NOKIAN TYRES COUNTRY KING G2 600/50R22.5 - T445877

Product code	Size	LI/SS	Reinforced code	TL/TT	Rim	Width (mm)	Diameter (mm)	Loaded static radius (mm)	Rolling circumference (mm)	SRI	Pressure (kPa)	Max. inflation pressure (kPa)	Tread depth (mm)
T445877	600/50R22.5	159D	SB	TL	AG20.00	613	1171	533	3567	550	400	400	22

LOAD CAPACITY FOR TRAILER, KG

Pressure (kPa)	Mixed											
	10 km/h	15 km/h	20 km/h	25 km/h	30 km/h	35 km/h	40 km/h	45 km/h	50 km/h	55 km/h	60 km/h	65 km/h
80	2520	2420	2310	2210	2115	2015	1905	1805	1695	1595	1500	1400
120	3240	3115	2970	2845	2720	2590	2450	2320	2180	2050	1925	1800
160	3925	3770	3595	3445	3290	3140	2965	2810	2640	2485	2335	2180
200	4500	4325	4125	3950	3775	3600	3400	3225	3025	2850	2675	2500
240	5220	5015	4785	4580	4380	4175	3945	3740	3510	3305	3105	2900
280	5850	5625	5365	5135	4910	4680	4420	4195	3935	3705	3480	3250
320	6570	6315	6025	5765	5510	5255	4965	4710	4415	4160	3905	3650
360	7200	6920	6600	6320	6040	5760	5440	5160	4840	4560	4280	4000
400	7875	7570	7220	6915	6605	6300	5950	5645	5295	4990	4680	4375

WATER AND SALT BALLASTING

Tire volume 100%		Water filling 75%		Water/salt filling (75% / -30°C)				Total weight increase	
Litres	Gallons	Litres	Gallons	Water		Salt		kg	lbs
				Litres	Gallons	kg	lbs		
375	99	281	74	231	61	118	259	349	769

(CaCl2, 75%, -30°C) Always use a tube when filled with water/salt.

TUBES AND VALVES

Tubeless valve TR618A

NOKIAN TYRES COUNTRY KING G2 650/50R22.5 - T445878

Product code	Size	LI/SS	Reinforced code	TL/TT	Rim	Width (mm)	Diameter (mm)	Loaded static radius (mm)	Rolling circumference (mm)	SRI	Pressure (kPa)	Max. inflation pressure (kPa)	Tread depth (mm)
T445878	650/50R22.5	163D	SB	TL	AG20.00	644	1231	557	3744	575	400	400	22

LOAD CAPACITY FOR TRAILER, KG

Pressure (kPa)	Mixed											
	10 km/h	15 km/h	20 km/h	25 km/h	30 km/h	35 km/h	40 km/h	45 km/h	50 km/h	55 km/h	60 km/h	65 km/h
80	2880	2770	2640	2530	2415	2305	2175	2065	1935	1825	1710	1600
120	3710	3565	3400	3255	3110	2965	2800	2655	2495	2350	2205	2060
160	4500	4325	4125	3950	3775	3600	3400	3225	3025	2850	2675	2500
200	5220	5015	4785	4580	4380	4175	3945	3740	3510	3305	3105	2900
240	5850	5625	5365	5135	4910	4680	4420	4195	3935	3705	3480	3250
280	6750	6490	6190	5925	5665	5400	5100	4840	4540	4275	4015	3750
320	7425	7135	6805	6520	6230	5940	5610	5320	4990	4705	4415	4125
360	8100	7785	7425	7110	6795	6480	6120	5805	5445	5130	4815	4500
400	8775	8435	8045	7705	7360	7020	6630	6290	5900	5560	5215	4875

WATER AND SALT BALLASTING

Tire volume 100%		Water filling 75%		Water/salt filling (75% / -30°C)				Total weight increase	
Litres	Gallons	Litres	Gallons	Water		Salt		kg	lbs
				Litres	Gallons	kg	lbs		
461	122	346	91	284	75	145	319	429	946

(CaCl2, 75%, -30°C) Always use a tube when filled with water/salt.

TUBES AND VALVES

Tubeless valve TR618A

NOKIAN TYRES COUNTRY KING G2 710/45R22.5 - T445879

Product code	Size	LI/SS	Reinforced code	TL/TT	Rim	Width (mm)	Diameter (mm)	Loaded static radius (mm)	Rolling circumference (mm)	SRI	Pressure (kPa)	Max. inflation pressure (kPa)	Tread depth (mm)
T445879	710/45R22.5	165D	SB	TL	AG24.00	733	1221	551	3723	575	400	400	22

LOAD CAPACITY FOR TRAILER, KG

Pressure (kPa)	Mixed											
	10 km/h	15 km/h	20 km/h	25 km/h	30 km/h	35 km/h	40 km/h	45 km/h	50 km/h	55 km/h	60 km/h	65 km/h
80	2970	2855	2725	2605	2490	2375	2245	2130	1995	1880	1765	1650
120	3815	3670	3500	3350	3200	3055	2885	2735	2565	2415	2270	2120
160	4635	4455	4250	4070	3890	3710	3500	3320	3115	2935	2755	2575
200	5400	5190	4950	4740	4530	4320	4080	3870	3630	3420	3210	3000
240	6210	5970	5695	5450	5210	4970	4690	4450	4175	3935	3690	3450
280	6975	6705	6395	6125	5850	5580	5270	5000	4690	4420	4145	3875
320	7650	7355	7015	6715	6420	6120	5780	5485	5145	4845	4550	4250
360	8550	8220	7840	7505	7175	6840	6460	6130	5750	5415	5085	4750
400	9270	8910	8500	8135	7775	7415	7005	6645	6230	5870	5510	5150

WATER AND SALT BALLASTING

Tire volume 100%		Water filling 75%		Water/salt filling (75% / -30°C)				Total weight increase	
Litres	Gallons	Litres	Gallons	Water		Salt		kg	lbs
				Litres	Gallons	kg	lbs		
509	134	382	101	313	83	160	352	473	1043

(CaCl2, 75%, -30°C) Always use a tube when filled with water/salt.

TUBES AND VALVES

Tubeless valve TR618A

NOKIAN TYRES COUNTRY KING G2 VF600/55R26.5 - T445880

Product code	Size	LI/SS	Reinforced code	TL/TT	Rim	Width (mm)	Diameter (mm)	Loaded static radius (mm)	Rolling circumference (mm)	SRI	Pressure (kPa)	Max. inflation pressure (kPa)	Tread depth (mm)
T445880	VF600/55R26.5	167D	SB	TL	AG20.00	620	1353	596	4104	625	280	400	24

LOAD CAPACITY FOR TRAILER, KG

Pressure (kPa)	Mixed												
	0 km/h	10 km/h	15 km/h	20 km/h	25 km/h	30 km/h	35 km/h	40 km/h	45 km/h	50 km/h	55 km/h	60 km/h	65 km/h
80	4690	3770	3635	3495	3360	3245	3105	2965	2830	2690	2555	2440	2300
120	5915	4755	4580	4410	4235	4090	3915	3740	3565	3395	3220	3075	2900
160	7240	5820	5610	5395	5185	5005	4795	4580	4365	4155	3940	3765	3550
200	8415	6765	6520	6270	6025	5815	5570	5320	5075	4825	4580	4375	4125
240	9690	7790	7505	7220	6935	6700	6415	6130	5845	5560	5275	5035	4750
280-400	11120	8940	8610	8285	7955	7685	7360	7030	6705	6375	6050	5775	5450

WATER AND SALT BALLASTING

Tire volume 100%		Water filling 75%		Water/salt filling (75% / -30°C)				Total weight increase	
Litres	Gallons	Litres	Gallons	Water		Salt		kg	lbs
				Litres	Gallons	kg	lbs		
515	136	386	102	317	84	162	356	479	1056

(CaCl₂, 75%, -30°C) Always use a tube when filled with water/salt.

TUBES AND VALVES

Tubeless valve TR618A

NOKIAN TYRES COUNTRY KING G2 VF620/60R26.5 - T445888

Product code	Size	LI/SS	Reinforced code	TL/TT	Rim	Width (mm)	Diameter (mm)	Loaded static radius (mm)	Rolling circumference (mm)	SRI	Pressure (kPa)	Max. inflation pressure (kPa)	Tread depth (mm)
T445888	VF620/60R26.5	171D	SB	TL	AG20.00	621	1439	631	4366	650	280	400	24

LOAD CAPACITY FOR TRAILER, KG

Pressure (kPa)	Mixed												
	0 km/h	10 km/h	15 km/h	20 km/h	25 km/h	30 km/h	35 km/h	40 km/h	45 km/h	50 km/h	55 km/h	60 km/h	65 km/h
80	5255	4225	4070	3915	3760	3630	3475	3320	3165	3015	2860	2730	2575
120	6835	5495	5295	5090	4890	4725	4525	4320	4120	3920	3720	3550	3350
160	8415	6765	6520	6270	6025	5815	5570	5320	5075	4825	4580	4375	4125
200	9435	7585	7310	7030	6755	6520	6245	5965	5690	5410	5135	4905	4625
240	11120	8940	8610	8285	7955	7685	7360	7030	6705	6375	6050	5775	5450
280-400	12545	10085	9715	9350	8980	8670	8305	7935	7565	7195	6825	6520	6150

WATER AND SALT BALLASTING

Tire volume 100%		Water filling 75%		Water/salt filling (75% / -30°C)				Total weight increase	
Litres	Gallons	Litres	Gallons	Water		Salt		kg	lbs
				Litres	Gallons	kg	lbs		
610	161	458	121	375	99	191	422	566	1248

(CaCl₂, 75%, -30°C) Always use a tube when filled with water/salt.

TUBES AND VALVES

Tubeless valve TR618A

NOKIAN TYRES COUNTRY KING G2 VF650/55R26.5 - T445881

Product code	Size	LI/SS	Reinforced code	TL/TT	Rim	Width (mm)	Diameter (mm)	Loaded static radius (mm)	Rolling circumference (mm)	SRI	Pressure (kPa)	Max. inflation pressure (kPa)	Tread depth (mm)
T445881	VF650/55R26.5	171D	SB	TL	AG20.00	653	1411	615	4281	650	280	400	24

LOAD CAPACITY FOR TRAILER, KG

Pressure (kPa)	Mixed												
	0 km/h	10 km/h	15 km/h	20 km/h	25 km/h	30 km/h	35 km/h	40 km/h	45 km/h	50 km/h	55 km/h	60 km/h	65 km/h
80	5255	4225	4070	3915	3760	3630	3475	3320	3165	3015	2860	2730	2575
120	6835	5495	5295	5090	4890	4725	4525	4320	4120	3920	3720	3550	3350
160	8415	6765	6520	6270	6025	5815	5570	5320	5075	4825	4580	4375	4125
200	9435	7585	7310	7030	6755	6520	6245	5965	5690	5410	5135	4905	4625
240	11120	8940	8610	8285	7955	7685	7360	7030	6705	6375	6050	5775	5450
280-400	12545	10085	9715	9350	8980	8670	8305	7935	7565	7195	6825	6520	6150

WATER AND SALT BALLASTING

Tire volume 100%		Water filling 75%		Water/salt filling (75% / -30°C)				Total weight increase	
Litres	Gallons	Litres	Gallons	Water		Salt		kg	lbs
				Litres	Gallons	kg	lbs		
611	161	458	121	376	99	192	423	568	1252

(CaCl₂, 75%, -30°C) Always use a tube when filled with water/salt.

TUBES AND VALVES

Tubeless valve TR618A

NOKIAN TYRES COUNTRY KING G2 VF710/50R26.5 - T445882

Product code	Size	LI/SS	Reinforced code	TL/TT	Rim	Width (mm)	Diameter (mm)	Loaded static radius (mm)	Rolling circumference (mm)	SRI	Pressure (kPa)	Max. inflation pressure (kPa)	Tread depth (mm)
T445882	VF710/50R26.5	173D	SB	TL	AG24.00	740	1404	611	4254	650	280	400	24

LOAD CAPACITY FOR TRAILER, KG

Pressure (kPa)	Mixed												
	0 km/h	10 km/h	15 km/h	20 km/h	25 km/h	30 km/h	35 km/h	40 km/h	45 km/h	50 km/h	55 km/h	60 km/h	65 km/h
80	5560	4470	4305	4140	3980	3840	3680	3515	3350	3190	3025	2890	2725
120	7240	5820	5610	5395	5185	5005	4795	4580	4365	4155	3940	3765	3550
160	8670	6970	6715	6460	6205	5995	5740	5485	5230	4975	4720	4505	4250
200	9945	7995	7705	7410	7120	6875	6580	6290	5995	5705	5410	5170	4875
240	11425	9185	8850	8510	8175	7895	7560	7225	6890	6550	6215	5935	5600
280-400	13260	10660	10270	9880	9490	9165	8775	8385	7995	7605	7215	6890	6500

WATER AND SALT BALLASTING

Tire volume 100%		Water filling 75%		Water/salt filling (75% / -30°C)				Total weight increase	
Litres	Gallons	Litres	Gallons	Water		Salt		kg	lbs
				Litres	Gallons	kg	lbs		
683	180	512	135	420	111	214	472	634	1398

(CaCl₂, 75%, -30°C) Always use a tube when filled with water/salt.

TUBES AND VALVES

Tubeless valve TR618A

NOKIAN TYRES COUNTRY KING G2 VF800/45R26.5 - T445883

Product code	Size	LI/SS	Reinforced code	TL/TT	Rim	Permitted rims	Width (mm)	Diameter (mm)	Loaded static radius (mm)	Rolling circumference (mm)	SRI	Pressure (kPa)	Max. inflation pressure (kPa)	Tread depth (mm)
T445883	VF800/45R26.5	176D	SB	TL	AG28.00	AG26.00	826	1415	615	4298	675	280	400	24

LOAD CAPACITY FOR TRAILER, KG

Pressure (kPa)	Mixed												
	0 km/h	10 km/h	15 km/h	20 km/h	25 km/h	30 km/h	35 km/h	40 km/h	45 km/h	50 km/h	55 km/h	60 km/h	65 km/h
80	6120	4920	4740	4560	4380	4230	4050	3870	3690	3510	3330	3180	3000
120	7905	6355	6125	5890	5660	5465	5230	5000	4765	4535	4300	4110	3875
160	9690	7790	7505	7220	6935	6700	6415	6130	5845	5560	5275	5035	4750
200	11120	8940	8610	8285	7955	7685	7360	7030	6705	6375	6050	5775	5450
240	12545	10085	9715	9350	8980	8670	8305	7935	7565	7195	6825	6520	6150
280-400	14485	11645	11220	10790	10365	10010	9585	9160	8735	8305	7880	7525	7100

WATER AND SALT BALLASTING

Tire volume 100%		Water filling 75%		Water/salt filling (75% / -30°C)				Total weight increase	
Litres	Gallons	Litres	Gallons	Water		Salt		kg	lbs
				Litres	Gallons	kg	lbs		
785	207	589	156	483	128	246	543	729	1607

(CaCl₂, 75%, -30°C) Always use a tube when filled with water/salt.

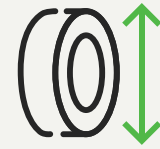
TUBES AND VALVES

Tubeless valve TR618A

NOKIAN TYRES CT

EARTHMOVING GRADE RADIAL FLOTATION TIRE FOR HEAVY TRANSPORTATIONS

- Exceptional mileage provided by dense and thick heavy-duty block pattern.
- Special puncture damage resistance with three layers of steel reinforcements in the tread area.
- Stable load-bearing provided by the extra-strength multilayer construction.



AVAILABLE SIZES

- 560/60R22.5 - T445626
- 600/50R22.5 - T445627
- 600/55R26.5 - T445782
- 650/55R26.5 - T445556
- 600/60R30.5 - T445629

NOKIAN TYRES CT

ALL SIZES

Product code	Size	LI/SS	Reinforced code	TL/TT	Rim	Permitted rims	Width (mm)	Diameter (mm)	Loaded static radius (mm)	Rolling circumference (mm)	SRI	Pressure (kPa)	Max. inflation pressure (kPa)	Tread depth (mm)	Tube product code	Load capacity for mixed, kg					
																Speed (km/h)					
																40	45	50	55	60	65
T445626	560/60R22.5	165D	SB	TL	AG18.00	AG16.00	560	1245	555	3811	600	500	500	22	T55098	7005	6645	6230	5870	5510	5150
T445627	600/50R22.5	163D	SB	TL	AG20.00		597	1173	528	3574	550	500	500	22	T55089	6630	6290	5900	5560	5215	4875
T445782	600/55R26.5	173D	SB	TL	AG20.00		603	1335	612	4098	625	600	600	24	T55098	8840	8385	7865	7410	6955	6500
T445556	650/55R26.5	177D	SB	TL	AG20.00	AG22.00	632	1389	635	4265	725	600	600	27	T55098	9930	9415	8835	8320	7810	7300
T445629	600/60R30.5	173D	SB	TL	AG20.00		606	1497	681	4570	725	500	500	26	T55098	8840	8385	7865	7410	6955	6500

NOKIAN TYRES CT 560/60R22.5 - T445626

Product code	Size	LI/SS	Reinforced code	TL/TT	Rim	Permitted rims	Width (mm)	Diameter (mm)	Loaded static radius (mm)	Rolling circumference (mm)	SRI	Pressure (kPa)	Max. inflation pressure (kPa)	Tread depth (mm)	Tube product code
T445626	560/60R22.5	165D	SB	TL	AG18.00	AG16.00	560	1245	555	3811	600	500	500	22	T55098

LOAD CAPACITY FOR TRAILER, KG

Pressure (kPa)	Mixed											
	10 km/h	15 km/h	20 km/h	25 km/h	30 km/h	35 km/h	40 km/h	45 km/h	50 km/h	55 km/h	60 km/h	65 km/h
80	2700	2595	2475	2370	2265	2160	2040	1935	1815	1710	1605	1500
120	3420	3285	3135	3000	2870	2735	2585	2450	2300	2165	2035	1900
160	4140	3980	3795	3635	3475	3310	3130	2965	2785	2620	2460	2300
200	4770	4585	4375	4185	4000	3815	3605	3420	3205	3020	2835	2650
240	5535	5320	5075	4860	4645	4430	4180	3965	3720	3505	3290	3075
280	6210	5970	5695	5450	5210	4970	4690	4450	4175	3935	3690	3450
320	6975	6705	6395	6125	5850	5580	5270	5000	4690	4420	4145	3875
360	7650	7355	7015	6715	6420	6120	5780	5485	5145	4845	4550	4250
400	8325	8000	7630	7310	6985	6660	6290	5965	5595	5275	4950	4625
450	8775	8435	8045	7705	7360	7020	6630	6290	5900	5560	5215	4875
500	9270	8910	8500	8135	7775	7415	7005	6645	6230	5870	5510	5150

WATER AND SALT BALLASTING

Tire volume 100%		Water filling 75%		Water/salt filling (75% / -30°C)				Total weight increase	
Litres	Gallons	Litres	Gallons	Water		Salt		kg	lbs
				Litres	Gallons	kg	lbs		
390	103	293	77	240	63	122	270	362	798

(CaCl₂, 75%, -30°C) Always use a tube when filled with water/salt.

TUBES AND VALVES

Tube product code T55098	Tube valve TR218A
Tubeless valve TR618A	

NOKIAN TYRES CT 600/50R22.5 - T445627

Product code	Size	LI/SS	Reinforced code	TL/TT	Rim	Width (mm)	Diameter (mm)	Loaded static radius (mm)	Rolling circumference (mm)	SRI	Pressure (kPa)	Max. inflation pressure (kPa)	Tread depth (mm)	Tube product code
T445627	600/50R22.5	163D	SB	TL	AG20.00	597	1173	528	3574	550	500	500	22	T55089

LOAD CAPACITY FOR TRAILER, KG

Pressure (kPa)	Mixed											
	10 km/h	15 km/h	20 km/h	25 km/h	30 km/h	35 km/h	40 km/h	45 km/h	50 km/h	55 km/h	60 km/h	65 km/h
80	2520	2420	2310	2210	2115	2015	1905	1805	1695	1595	1500	1400
120	3240	3115	2970	2845	2720	2590	2450	2320	2180	2050	1925	1800
160	3925	3770	3595	3445	3290	3140	2965	2810	2640	2485	2335	2180
200	4500	4325	4125	3950	3775	3600	3400	3225	3025	2850	2675	2500
240	5220	5015	4785	4580	4380	4175	3945	3740	3510	3305	3105	2900
280	5850	5625	5365	5135	4910	4680	4420	4195	3935	3705	3480	3250
320	6570	6315	6025	5765	5510	5255	4965	4710	4415	4160	3905	3650
360	7200	6920	6600	6320	6040	5760	5440	5160	4840	4560	4280	4000
400	7875	7570	7220	6915	6605	6300	5950	5645	5295	4990	4680	4375
450	8325	8000	7630	7310	6985	6660	6290	5965	5595	5275	4950	4625
500	8775	8435	8045	7705	7360	7020	6630	6290	5900	5560	5215	4875

WATER AND SALT BALLASTING

Tire volume 100%		Water filling 75%		Water/salt filling (75% / -30°C)				Total weight increase	
Litres	Gallons	Litres	Gallons	Water		Salt		kg	lbs
				Litres	Gallons	kg	lbs		
370	98	278	73	228	60	116	256	344	758

(CaCl2, 75%, -30°C) Always use a tube when filled with water/salt.

TUBES AND VALVES

Tube product code T55089	Tube valve TR218A
Tubeless valve TR618A	

NOKIAN TYRES CT 600/55R26.5 - T445782

Product code	Size	LI/SS	Reinforced code	TL/TT	Rim	Width (mm)	Diameter (mm)	Loaded static radius (mm)	Rolling circumference (mm)	SRI	Pressure (kPa)	Max. inflation pressure (kPa)	Tread depth (mm)	Tube product code
T445782	600/55R26.5	173D	SB	TL	AG20.00	603	1335	612	4098	625	600	600	24	T55098

LOAD CAPACITY FOR TRAILER, KG

Pressure (kPa)	Mixed											
	10 km/h	15 km/h	20 km/h	25 km/h	30 km/h	35 km/h	40 km/h	45 km/h	50 km/h	55 km/h	60 km/h	65 km/h
80	2970	2855	2725	2605	2490	2375	2245	2130	1995	1880	1765	1650
120	3815	3670	3500	3350	3200	3055	2885	2735	2565	2415	2270	2120
160	4635	4455	4250	4070	3890	3710	3500	3320	3115	2935	2755	2575
200	5220	5015	4785	4580	4380	4175	3945	3740	3510	3305	3105	2900
240	6030	5795	5530	5295	5060	4825	4555	4320	4055	3820	3585	3350
280	6975	6705	6395	6125	5850	5580	5270	5000	4690	4420	4145	3875
320	7650	7355	7015	6715	6420	6120	5780	5485	5145	4845	4550	4250
360	8325	8000	7630	7310	6985	6660	6290	5965	5595	5275	4950	4625
400	9270	8910	8500	8135	7775	7415	7005	6645	6230	5870	5510	5150
450	9810	9430	8995	8610	8230	7850	7410	7030	6595	6215	5830	5450
500	10440	10035	9570	9165	8760	8350	7890	7480	7020	6610	6205	5800
550	11070	10640	10150	9715	9285	8855	8365	7935	7440	7010	6580	6150
600	11700	11245	10725	10270	9815	9360	8840	8385	7865	7410	6955	6500

WATER AND SALT BALLASTING

Tire volume 100%		Water filling 75%		Water/salt filling (75% / -30°C)				Total weight increase	
Litres	Gallons	Litres	Gallons	Water		Salt		kg	lbs
				Litres	Gallons	kg	lbs		
475	125	356	94	292	77	149	329	441	972

(CaCl2, 75%, -30°C) Always use a tube when filled with water/salt.

TUBES AND VALVES

Tube product code T55098	Tube valve TR218A
Tubeless valve TR618A	

NOKIAN TYRES CT 650/55R26.5 - T445556

Product code	Size	LI/SS	Reinforced code	TL/TT	Rim	Permitted rims	Width (mm)	Diameter (mm)	Loaded static radius (mm)	Rolling circumference (mm)	SRI	Pressure (kPa)	Max. inflation pressure (kPa)	Tread depth (mm)	Tube product code
T445556	650/55R26.5	177D	SB	TL	AG20.00	AG22.00	632	1389	635	4265	725	600	600	27	T55098

LOAD CAPACITY FOR TRAILER, KG

Pressure (kPa)	Mixed											
	10 km/h	15 km/h	20 km/h	25 km/h	30 km/h	35 km/h	40 km/h	45 km/h	50 km/h	55 km/h	60 km/h	65 km/h
80	3330	3200	3055	2925	2795	2665	2515	2385	2240	2110	1980	1850
120	4250	4085	3895	3730	3565	3400	3210	3045	2855	2690	2525	2360
160	5220	5015	4785	4580	4380	4175	3945	3740	3510	3305	3105	2900
200	6030	5795	5530	5295	5060	4825	4555	4320	4055	3820	3585	3350
240	6975	6705	6395	6125	5850	5580	5270	5000	4690	4420	4145	3875
280	7875	7570	7220	6915	6605	6300	5950	5645	5295	4990	4680	4375
320	8550	8220	7840	7505	7175	6840	6460	6130	5750	5415	5085	4750
360	9540	9170	8745	8375	8005	7630	7210	6835	6415	6040	5670	5300
400	10440	10035	9570	9165	8760	8350	7890	7480	7020	6610	6205	5800
450	11070	10640	10150	9715	9285	8855	8365	7935	7440	7010	6580	6150
500	11700	11245	10725	10270	9815	9360	8840	8385	7865	7410	6955	6500
550	12420	11935	11385	10900	10420	9935	9385	8900	8350	7865	7385	6900
600	13140	12630	12045	11535	11025	10510	9930	9415	8835	8320	7810	7300

WATER AND SALT BALLASTING

Tire volume 100%		Water filling 75%		Water/salt filling (75% / -30°C)				Total weight increase	
Litres	Gallons	Litres	Gallons	Water		Salt		kg	lbs
				Litres	Gallons	kg	lbs		
530	140	398	105	326	86	166	367	492	1085

(CaCl₂, 75%, -30°C) Always use a tube when filled with water/salt.

TUBES AND VALVES

Tube product code T55098	Tube valve TR218A
Tubeless valve TR618A	

NOKIAN TYRES CT 600/60R30.5 - T445629

Product code	Size	LI/SS	Reinforced code	TL/TT	Rim	Width (mm)	Diameter (mm)	Loaded static radius (mm)	Rolling circumference (mm)	SRI	Pressure (kPa)	Max. inflation pressure (kPa)	Tread depth (mm)	Tube product code
T445629	600/60R30.5	173D	SB	TL	AG20.00	606	1497	681	4570	725	500	500	26	T55098

LOAD CAPACITY FOR TRAILER, KG

Pressure (kPa)	Mixed											
	10 km/h	15 km/h	20 km/h	25 km/h	30 km/h	35 km/h	40 km/h	45 km/h	50 km/h	55 km/h	60 km/h	65 km/h
80	3420	3285	3135	3000	2870	2735	2585	2450	2300	2165	2035	1900
120	4375	4205	4010	3840	3670	3500	3305	3135	2940	2770	2600	2430
160	5400	5190	4950	4740	4530	4320	4080	3870	3630	3420	3210	3000
200	6030	5795	5530	5295	5060	4825	4555	4320	4055	3820	3585	3350
240	6975	6705	6395	6125	5850	5580	5270	5000	4690	4420	4145	3875
280	7875	7570	7220	6915	6605	6300	5950	5645	5295	4990	4680	4375
320	8775	8435	8045	7705	7360	7020	6630	6290	5900	5560	5215	4875
360	9540	9170	8745	8375	8005	7630	7210	6835	6415	6040	5670	5300
400	10440	10035	9570	9165	8760	8350	7890	7480	7020	6610	6205	5800
450	11340	10900	10395	9955	9515	9070	8570	8125	7625	7180	6740	6300
500	11700	11245	10725	10270	9815	9360	8840	8385	7865	7410	6955	6500

WATER AND SALT BALLASTING

Tire volume 100%		Water filling 75%		Water/salt filling (75% / -30°C)				Total weight increase	
Litres	Gallons	Litres	Gallons	Water		Salt		kg	lbs
				Litres	Gallons	kg	lbs		
560	148	420	111	345	91	176	387	521	1149

(CaCl2, 75%, -30°C) Always use a tube when filled with water/salt.

TUBES AND VALVES

Tube product code T55098	Tube valve TR218A
Tubeless valve TR618A	

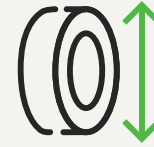
NOKIAN TYRES ELS

RADIAL TRACTION FLOTATION TIRE FOR AGRICULTURAL OPERATIONS IN CHALLENGING SOIL CONDITIONS

- Reliable grip due to open, well cleaning traction pattern.
- Soil and crop damage prevention with large pattern contact and rounded shoulder design.
- Directional stability and controlled handling performance with high strength steel belted construction.



2026-07-07



AVAILABLE SIZES

- 600/50R22.5 - T445292
- 600/50R22.5 - T445708
- 710/45R22.5 - T445659
- 600/55R26.5 - T445654
- 650/65R26.5 - T445465
- 700/50R26.5 - T445641
- 750/55R26.5 - T445601
- 850/50R30.5 - T445499
- 710/55R34 - T445470
- 800/50R34 - T445469
- 800/60R34 - T445500

NOKIAN TYRES ELS

ALL SIZES

Product code	Size	LI/SS	Reinforced code	TL/TT	Rim	Permitted rims	Width (mm)	Diameter (mm)	Loaded static radius (mm)	Rolling circumference (mm)	SRI	Pressure (kPa)	Max. inflation pressure (kPa)	Tread depth (mm)	Tube product code	Load capacity for mixed, kg					
																Speed (km/h)					
																40	45	50	55	60	65
T445292	600/50R22.5	156D		TL	AG20.00	20.00	625	1172	531	3563	550	360	360	19		5440	5160	4840	4560	4280	4000
T445708	600/50R22.5	159D	SB	TL	AG20.00		600	1164	523	3555	550	400	400	19	T55089	5950	5645	5295	4990	4680	4375
T445659	710/45R22.5	165D	SB	TL	AG24.00		691	1204	538	3678	575	400	400	20	T55092	7005	6645	6230	5870	5510	5150
T445654	600/55R26.5	165D	SB	TL	AG20.00		594	1329	596	4072	625	400	400	22	T55098	7005	6645	6230	5870	5510	5150
T445465	650/65R26.5	174D	SB	TL	AG20.00		646	1514	680	4618	725	400	400	24	T55102	9110	8645	8105	7640	7170	6700
T445641	700/50R26.5	170D	SB	TL	AG24.00	AG20.00	685	1369	615	4198	650	400	400	22	T55099	8160	7740	7260	6840	6420	6000
T445601	750/55R26.5	177D	SB	TL	AG24.00		738	1493	670	4555	700	400	400	24	T55102	9930	9415	8835	8320	7810	7300
T445499	850/50R30.5	182D	SB	TL	AG28.00	AG27.00, AG30.00	881	1625	734	4936	775	400	400	27		11560	10965	10285	9690	9095	8500
T445470	710/55R34	177D	SB	TL	DW24B	DW20B, DW23B	707	1641	748	4995	775	400	400	26	T55394	9930	9415	8835	8320	7810	7300
T445469	800/50R34	181D	SB	TL	DW25B	DW23B, DW24B, DW28B	791	1639	741	4988	800	400	400	26	T55394	11220	10645	9985	9405	8830	8250
T445500	800/60R34	186D	SB	TL	DW25B	DW23B, DW24B, DW28B	799	1813	813	5542	875	400	400	30		12920	12255	11495	10830	10165	9500

NOKIAN TYRES ELS 600/50R22.5 - T445292

Product code	Size	LI/SS	TL/TT	Rim	Permitted rims	Width (mm)	Diameter (mm)	Loaded static radius (mm)	Rolling circumference (mm)	SRI	Pressure (kPa)	Max. inflation pressure (kPa)	Tread depth (mm)
T445292	600/50R22.5	156D	TL	AG20.00	20.00	625	1172	531	3563	550	360	360	19

LOAD CAPACITY FOR TRAILER, KG

Pressure (kPa)	Mixed											
	10 km/h	15 km/h	20 km/h	25 km/h	30 km/h	35 km/h	40 km/h	45 km/h	50 km/h	55 km/h	60 km/h	65 km/h
80	2520	2420	2310	2210	2115	2015	1905	1805	1695	1595	1500	1400
120	3240	3115	2970	2845	2720	2590	2450	2320	2180	2050	1925	1800
160	3925	3770	3595	3445	3290	3140	2965	2810	2640	2485	2335	2180
200	4500	4325	4125	3950	3775	3600	3400	3225	3025	2850	2675	2500
240	5220	5015	4785	4580	4380	4175	3945	3740	3510	3305	3105	2900
280	5850	5625	5365	5135	4910	4680	4420	4195	3935	3705	3480	3250
320	6570	6315	6025	5765	5510	5255	4965	4710	4415	4160	3905	3650
360	7200	6920	6600	6320	6040	5760	5440	5160	4840	4560	4280	4000

WATER AND SALT BALLASTING

Tire volume 100%		Water filling 75%		Water/salt filling (75% / -30°C)				Total weight increase	
Litres	Gallons	Litres	Gallons	Water		Salt		kg	lbs
				Litres	Gallons	kg	lbs		
0	0	0	0	0	0	0	0	0	0

(CaCl2, 75%, -30°C) Always use a tube when filled with water/salt.

NOKIAN TYRES ELS 600/50R22.5 - T445708

Product code	Size	LI/SS	Reinforced code	TL/TT	Rim	Width (mm)	Diameter (mm)	Loaded static radius (mm)	Rolling circumference (mm)	SRI	Pressure (kPa)	Max. inflation pressure (kPa)	Tread depth (mm)	Tube product code
T445708	600/50R22.5	159D	SB	TL	AG20.00	600	1164	523	3555	550	400	400	19	T55089

LOAD CAPACITY FOR TRAILER, KG

Pressure (kPa)	Mixed											
	10 km/h	15 km/h	20 km/h	25 km/h	30 km/h	35 km/h	40 km/h	45 km/h	50 km/h	55 km/h	60 km/h	65 km/h
80	2520	2420	2310	2210	2115	2015	1905	1805	1695	1595	1500	1400
120	3240	3115	2970	2845	2720	2590	2450	2320	2180	2050	1925	1800
160	3925	3770	3595	3445	3290	3140	2965	2810	2640	2485	2335	2180
200	4500	4325	4125	3950	3775	3600	3400	3225	3025	2850	2675	2500
240	5220	5015	4785	4580	4380	4175	3945	3740	3510	3305	3105	2900
280	5850	5625	5365	5135	4910	4680	4420	4195	3935	3705	3480	3250
320	6570	6315	6025	5765	5510	5255	4965	4710	4415	4160	3905	3650
360	7200	6920	6600	6320	6040	5760	5440	5160	4840	4560	4280	4000
400	7875	7570	7220	6915	6605	6300	5950	5645	5295	4990	4680	4375

WATER AND SALT BALLASTING

Tire volume 100%		Water filling 75%		Water/salt filling (75% / -30°C)				Total weight increase	
Litres	Gallons	Litres	Gallons	Water		Salt		kg	lbs
				Litres	Gallons	kg	lbs		
359	95	269	71	221	58	113	248	334	736

(CaCl₂, 75%, -30°C) Always use a tube when filled with water/salt.

TUBES AND VALVES

Tube product code T55089	Tube valve TR218A
Tubeless valve TR618A	

NOKIAN TYRES ELS 710/45R22.5 - T445659

Product code	Size	LI/SS	Reinforced code	TL/TT	Rim	Width (mm)	Diameter (mm)	Loaded static radius (mm)	Rolling circumference (mm)	SRI	Pressure (kPa)	Max. inflation pressure (kPa)	Tread depth (mm)	Tube product code
T445659	710/45R22.5	165D	SB	TL	AG24.00	691	1204	538	3678	575	400	400	20	T55092

LOAD CAPACITY FOR TRAILER, KG

Pressure (kPa)	Mixed											
	10 km/h	15 km/h	20 km/h	25 km/h	30 km/h	35 km/h	40 km/h	45 km/h	50 km/h	55 km/h	60 km/h	65 km/h
80	2970	2855	2725	2605	2490	2375	2245	2130	1995	1880	1765	1650
120	3815	3670	3500	3350	3200	3055	2885	2735	2565	2415	2270	2120
160	4635	4455	4250	4070	3890	3710	3500	3320	3115	2935	2755	2575
200	5400	5190	4950	4740	4530	4320	4080	3870	3630	3420	3210	3000
240	6210	5970	5695	5450	5210	4970	4690	4450	4175	3935	3690	3450
280	6975	6705	6395	6125	5850	5580	5270	5000	4690	4420	4145	3875
320	7650	7355	7015	6715	6420	6120	5780	5485	5145	4845	4550	4250
360	8550	8220	7840	7505	7175	6840	6460	6130	5750	5415	5085	4750
400	9270	8910	8500	8135	7775	7415	7005	6645	6230	5870	5510	5150

WATER AND SALT BALLASTING

Tire volume 100%		Water filling 75%		Water/salt filling (75% / -30°C)				Total weight increase	
Litres	Gallons	Litres	Gallons	Water		Salt		kg	lbs
				Litres	Gallons	kg	lbs		
465	123	349	92	286	76	146	322	432	952

(CaCl₂, 75%, -30°C) Always use a tube when filled with water/salt.

TUBES AND VALVES

Tube product code T55092	Tube valve TR218A
Tubeless valve TR618A	

NOKIAN TYRES ELS 600/55R26.5 - T445654

Product code	Size	LI/SS	Reinforced code	TL/TT	Rim	Width (mm)	Diameter (mm)	Loaded static radius (mm)	Rolling circumference (mm)	SRI	Pressure (kPa)	Max. inflation pressure (kPa)	Tread depth (mm)	Tube product code
T445654	600/55R26.5	165D	SB	TL	AG20.00	594	1329	596	4072	625	400	400	22	T55098

LOAD CAPACITY FOR TRAILER, KG

Pressure (kPa)	Mixed											
	10 km/h	15 km/h	20 km/h	25 km/h	30 km/h	35 km/h	40 km/h	45 km/h	50 km/h	55 km/h	60 km/h	65 km/h
80	2970	2855	2725	2605	2490	2375	2245	2130	1995	1880	1765	1650
120	3815	3670	3500	3350	3200	3055	2885	2735	2565	2415	2270	2120
160	4635	4455	4250	4070	3890	3710	3500	3320	3115	2935	2755	2575
200	5220	5015	4785	4580	4380	4175	3945	3740	3510	3305	3105	2900
240	6030	5795	5530	5295	5060	4825	4555	4320	4055	3820	3585	3350
280	6975	6705	6395	6125	5850	5580	5270	5000	4690	4420	4145	3875
320	7650	7355	7015	6715	6420	6120	5780	5485	5145	4845	4550	4250
360	8325	8000	7630	7310	6985	6660	6290	5965	5595	5275	4950	4625
400	9270	8910	8500	8135	7775	7415	7005	6645	6230	5870	5510	5150

WATER AND SALT BALLASTING

Tire volume 100%		Water filling 75%		Water/salt filling (75% / -30°C)				Total weight increase	
Litres	Gallons	Litres	Gallons	Water		Salt		kg	lbs
				Litres	Gallons	kg	lbs		
460	122	345	91	283	75	144	318	427	941

(CaCl₂, 75%, -30°C) Always use a tube when filled with water/salt.

TUBES AND VALVES

Tube product code T55098	Tube valve TR218A
Tubeless valve TR618A	

NOKIAN TYRES ELS 650/65R26.5 - T445465

Product code	Size	LI/SS	Reinforced code	TL/TT	Rim	Width (mm)	Diameter (mm)	Loaded static radius (mm)	Rolling circumference (mm)	SRI	Pressure (kPa)	Max. inflation pressure (kPa)	Tread depth (mm)	Tube product code
T445465	650/65R26.5	174D	SB	TL	AG20.00	646	1514	680	4618	725	400	400	24	T55102

LOAD CAPACITY FOR TRAILER, KG

Pressure (kPa)	Mixed											
	10 km/h	15 km/h	20 km/h	25 km/h	30 km/h	35 km/h	40 km/h	45 km/h	50 km/h	55 km/h	60 km/h	65 km/h
80	3925	3770	3595	3445	3290	3140	2965	2810	2640	2485	2335	2180
120	5040	4845	4620	4425	4230	4030	3810	3610	3390	3190	2995	2800
160	6030	5795	5530	5295	5060	4825	4555	4320	4055	3820	3585	3350
200	6975	6705	6395	6125	5850	5580	5270	5000	4690	4420	4145	3875
240	8100	7785	7425	7110	6795	6480	6120	5805	5445	5130	4815	4500
280	9270	8910	8500	8135	7775	7415	7005	6645	6230	5870	5510	5150
320	10080	9690	9240	8850	8455	8065	7615	7225	6775	6385	5990	5600
360	11070	10640	10150	9715	9285	8855	8365	7935	7440	7010	6580	6150
400	12060	11590	11055	10585	10115	9650	9110	8645	8105	7640	7170	6700

WATER AND SALT BALLASTING

Tire volume 100%		Water filling 75%		Water/salt filling (75% / -30°C)				Total weight increase	
Litres	Gallons	Litres	Gallons	Water		Salt		kg	lbs
				Litres	Gallons	kg	lbs		
725	192	544	144	446	118	227	501	673	1484

(CaCl2, 75%, -30°C) Always use a tube when filled with water/salt.

TUBES AND VALVES

Tube product code T55102	Tube valve TR218A
Tubeless valve TR618A	

NOKIAN TYRES ELS 700/50R26.5 - T445641

Product code	Size	LI/SS	Reinforced code	TL/TT	Rim	Permitted rims	Width (mm)	Diameter (mm)	Loaded static radius (mm)	Rolling circumference (mm)	SRI	Pressure (kPa)	Max. inflation pressure (kPa)	Tread depth (mm)	Tube product code
T445641	700/50R26.5	170D	SB	TL	AG24.00	AG20.00	685	1369	615	4198	650	400	400	22	T55099

LOAD CAPACITY FOR TRAILER, KG

Pressure (kPa)	Mixed											
	10 km/h	15 km/h	20 km/h	25 km/h	30 km/h	35 km/h	40 km/h	45 km/h	50 km/h	55 km/h	60 km/h	65 km/h
80	3420	3285	3135	3000	2870	2735	2585	2450	2300	2165	2035	1900
120	4375	4205	4010	3840	3670	3500	3305	3135	2940	2770	2600	2430
160	5400	5190	4950	4740	4530	4320	4080	3870	3630	3420	3210	3000
200	6210	5970	5695	5450	5210	4970	4690	4450	4175	3935	3690	3450
240	7200	6920	6600	6320	6040	5760	5440	5160	4840	4560	4280	4000
280	8100	7785	7425	7110	6795	6480	6120	5805	5445	5130	4815	4500
320	9000	8650	8250	7900	7550	7200	6800	6450	6050	5700	5350	5000
360	9810	9430	8995	8610	8230	7850	7410	7030	6595	6215	5830	5450
400	10800	10380	9900	9480	9060	8640	8160	7740	7260	6840	6420	6000

WATER AND SALT BALLASTING

Tire volume 100%		Water filling 75%		Water/salt filling (75% / -30°C)				Total weight increase	
Litres	Gallons	Litres	Gallons	Water		Salt		kg	lbs
				Litres	Gallons	kg	lbs		
610	161	458	121	375	99	191	422	566	1248

(CaCl₂, 75%, -30°C) Always use a tube when filled with water/salt.

TUBES AND VALVES

Tube product code T55099	Tube valve TR218A
Tubeless valve TR618A	

NOKIAN TYRES ELS 750/55R26.5 - T445601

Product code	Size	LI/SS	Reinforced code	TL/TT	Rim	Width (mm)	Diameter (mm)	Loaded static radius (mm)	Rolling circumference (mm)	SRI	Pressure (kPa)	Max. inflation pressure (kPa)	Tread depth (mm)	Tube product code
T445601	750/55R26.5	177D	SB	TL	AG24.00	738	1493	670	4555	700	400	400	24	T55102

LOAD CAPACITY FOR TRAILER, KG

Pressure (kPa)	Mixed											
	10 km/h	15 km/h	20 km/h	25 km/h	30 km/h	35 km/h	40 km/h	45 km/h	50 km/h	55 km/h	60 km/h	65 km/h
80	4140	3980	3795	3635	3475	3310	3130	2965	2785	2620	2460	2300
120	5400	5190	4950	4740	4530	4320	4080	3870	3630	3420	3210	3000
160	6570	6315	6025	5765	5510	5255	4965	4710	4415	4160	3905	3650
200	7425	7135	6805	6520	6230	5940	5610	5320	4990	4705	4415	4125
240	8775	8435	8045	7705	7360	7020	6630	6290	5900	5560	5215	4875
280	9810	9430	8995	8610	8230	7850	7410	7030	6595	6215	5830	5450
320	10800	10380	9900	9480	9060	8640	8160	7740	7260	6840	6420	6000
360	11700	11245	10725	10270	9815	9360	8840	8385	7865	7410	6955	6500
400	13140	12630	12045	11535	11025	10510	9930	9415	8835	8320	7810	7300

WATER AND SALT BALLASTING

Tire volume 100%		Water filling 75%		Water/salt filling (75% / -30°C)				Total weight increase	
Litres	Gallons	Litres	Gallons	Water		Salt		kg	lbs
				Litres	Gallons	kg	lbs		
795	210	596	158	489	129	249	550	738	1627

(CaCl₂, 75%, -30°C) Always use a tube when filled with water/salt.

TUBES AND VALVES

Tube product code T55102	Tube valve TR218A
Tubeless valve TR618A	

NOKIAN TYRES ELS 850/50R30.5 - T445499

Product code	Size	LI/SS	Reinforced code	TL/TT	Rim	Permitted rims	Width (mm)	Diameter (mm)	Loaded static radius (mm)	Rolling circumference (mm)	SRI	Pressure (kPa)	Max. inflation pressure (kPa)	Tread depth (mm)
T445499	850/50R30.5	182D	SB	TL	AG28.00	AG27.00, AG30.00	881	1625	734	4936	775	400	400	27

LOAD CAPACITY FOR TRAILER, KG

Pressure (kPa)	Mixed											
	10 km/h	15 km/h	20 km/h	25 km/h	30 km/h	35 km/h	40 km/h	45 km/h	50 km/h	55 km/h	60 km/h	65 km/h
80	4905	4715	4495	4305	4115	3925	3705	3515	3295	3105	2915	2725
120	6390	6140	5860	5610	5360	5110	4830	4580	4295	4045	3800	3550
160	7875	7570	7220	6915	6605	6300	5950	5645	5295	4990	4680	4375
200	9000	8650	8250	7900	7550	7200	6800	6450	6050	5700	5350	5000
240	10440	10035	9570	9165	8760	8350	7890	7480	7020	6610	6205	5800
280	11700	11245	10725	10270	9815	9360	8840	8385	7865	7410	6955	6500
320	12780	12285	11715	11220	10720	10225	9655	9160	8590	8095	7595	7100
360	13950	13410	12790	12245	11705	11160	10540	10000	9380	8835	8295	7750
400	15300	14705	14025	13430	12835	12240	11560	10965	10285	9690	9095	8500

WATER AND SALT BALLASTING

Tire volume 100%		Water filling 75%		Water/salt filling (75% / -30°C)				Total weight increase	
Litres	Gallons	Litres	Gallons	Water		Salt		kg	lbs
				Litres	Gallons	kg	lbs		
1118	295	839	222	688	182	351	773	1039	2291

(CaCl2, 75%, -30°C) Always use a tube when filled with water/salt.

TUBES AND VALVES

Tubeless valve TR618A

NOKIAN TYRES ELS 710/55R34 - T445470

Product code	Size	LI/SS	Reinforced code	TL/TT	Rim	Permitted rims	Width (mm)	Diameter (mm)	Loaded static radius (mm)	Rolling circumference (mm)	SRI	Pressure (kPa)	Max. inflation pressure (kPa)	Tread depth (mm)	Tube product code
T445470	710/55R34	177D	SB	TL	DW24B	DW20B, DW23B	707	1641	748	4995	775	400	400	26	T55394

LOAD CAPACITY FOR TRAILER, KG

Pressure (kPa)	Mixed											
	10 km/h	15 km/h	20 km/h	25 km/h	30 km/h	35 km/h	40 km/h	45 km/h	50 km/h	55 km/h	60 km/h	65 km/h
80	4250	4085	3895	3730	3565	3400	3210	3045	2855	2690	2525	2360
120	5535	5320	5075	4860	4645	4430	4180	3965	3720	3505	3290	3075
160	6750	6490	6190	5925	5665	5400	5100	4840	4540	4275	4015	3750
200	7650	7355	7015	6715	6420	6120	5780	5485	5145	4845	4550	4250
240	8775	8435	8045	7705	7360	7020	6630	6290	5900	5560	5215	4875
280	10080	9690	9240	8850	8455	8065	7615	7225	6775	6385	5990	5600
320	11070	10640	10150	9715	9285	8855	8365	7935	7440	7010	6580	6150
360	12060	11590	11055	10585	10115	9650	9110	8645	8105	7640	7170	6700
400	13140	12630	12045	11535	11025	10510	9930	9415	8835	8320	7810	7300

WATER AND SALT BALLASTING

Tire volume 100%		Water filling 75%		Water/salt filling (75% / -30°C)				Total weight increase	
Litres	Gallons	Litres	Gallons	Water		Salt		kg	lbs
				Litres	Gallons	kg	lbs		
815	215	611	161	502	132	256	564	758	1671

(CaCl₂, 75%, -30°C) Always use a tube when filled with water/salt.

TUBES AND VALVES

Tube product code T55394	Tube valve TR218A
Tubeless valve TR618A	

NOKIAN TYRES ELS 800/50R34 - T445469

Product code	Size	LI/SS	Reinforced code	TL/TT	Rim	Permitted rims	Width (mm)	Diameter (mm)	Loaded static radius (mm)	Rolling circumference (mm)	SRI	Pressure (kPa)	Max. inflation pressure (kPa)	Tread depth (mm)	Tube product code
T445469	800/50R34	181D	SB	TL	DW25B	DW23B, DW24B, DW28B	791	1639	741	4988	800	400	400	26	T55394

LOAD CAPACITY FOR TRAILER, KG

Pressure (kPa)	Mixed											
	10 km/h	15 km/h	20 km/h	25 km/h	30 km/h	35 km/h	40 km/h	45 km/h	50 km/h	55 km/h	60 km/h	65 km/h
80	4770	4585	4375	4185	4000	3815	3605	3420	3205	3020	2835	2650
120	6030	5795	5530	5295	5060	4825	4555	4320	4055	3820	3585	3350
160	7425	7135	6805	6520	6230	5940	5610	5320	4990	4705	4415	4125
200	8550	8220	7840	7505	7175	6840	6460	6130	5750	5415	5085	4750
240	9810	9430	8995	8610	8230	7850	7410	7030	6595	6215	5830	5450
280	11070	10640	10150	9715	9285	8855	8365	7935	7440	7010	6580	6150
320	12060	11590	11055	10585	10115	9650	9110	8645	8105	7640	7170	6700
360	13500	12975	12375	11850	11325	10800	10200	9675	9075	8550	8025	7500
400	14850	14275	13615	13035	12460	11880	11220	10645	9985	9405	8830	8250

WATER AND SALT BALLASTING

Tire volume 100%		Water filling 75%		Water/salt filling (75% / -30°C)				Total weight increase	
Litres	Gallons	Litres	Gallons	Water		Salt		kg	lbs
				Litres	Gallons	kg	lbs		
925	244	694	183	569	150	290	640	859	1894

(CaCl₂, 75%, -30°C) Always use a tube when filled with water/salt.

TUBES AND VALVES

Tube product code T55394	Tube valve TR218A
Tubeless valve TR618A	

NOKIAN TYRES ELS 800/60R34 - T445500

Product code	Size	LI/SS	Reinforced code	TL/TT	Rim	Permitted rims	Width (mm)	Diameter (mm)	Loaded static radius (mm)	Rolling circumference (mm)	SRI	Pressure (kPa)	Max. inflation pressure (kPa)	Tread depth (mm)
T445500	800/60R34	186D	SB	TL	DW25B	DW23B, DW24B, DW28B	799	1813	813	5542	875	400	400	30

LOAD CAPACITY FOR TRAILER, KG

Pressure (kPa)	Mixed											
	10 km/h	15 km/h	20 km/h	25 km/h	30 km/h	35 km/h	40 km/h	45 km/h	50 km/h	55 km/h	60 km/h	65 km/h
80	5535	5320	5075	4860	4645	4430	4180	3965	3720	3505	3290	3075
120	7200	6920	6600	6320	6040	5760	5440	5160	4840	4560	4280	4000
160	8775	8435	8045	7705	7360	7020	6630	6290	5900	5560	5215	4875
200	10080	9690	9240	8850	8455	8065	7615	7225	6775	6385	5990	5600
240	11700	11245	10725	10270	9815	9360	8840	8385	7865	7410	6955	6500
280	13140	12630	12045	11535	11025	10510	9930	9415	8835	8320	7810	7300
320	14400	13840	13200	12640	12080	11520	10880	10320	9680	9120	8560	8000
360	15750	15140	14440	13825	13215	12600	11900	11290	10590	9975	9365	8750
400	17100	16435	15675	15010	14345	13680	12920	12255	11495	10830	10165	9500

WATER AND SALT BALLASTING

Tire volume 100%		Water filling 75%		Water/salt filling (75% / -30°C)				Total weight increase	
Litres	Gallons	Litres	Gallons	Water		Salt		kg	lbs
				Litres	Gallons	kg	lbs		
1205	318	904	239	742	196	378	833	1120	2469

(CaCl2, 75%, -30°C) Always use a tube when filled with water/salt.

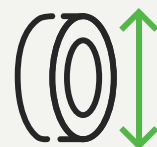
TUBES AND VALVES

Tubeless valve TR618A

NOKIAN TYRES FLOAT KING VF

NEXT-LEVEL FLOTATION FOR HIGH-CAPACITY AGRICULTURAL TRAILERS AND TANKERS IN FARMING

- Flexforce VF construction combines strength with high flexibility to produce an effective XXL-sized ground contact
- The grip pattern works great in challenging soil conditions and on road
- The center-zone pattern with continuous contact balances behaviour and reduces loss of power on field and on road



AVAILABLE SIZES

- VF600/55R26.5 - T445824
- VF620/60R26.5 - T445825
- VF650/55R26.5 - T445823
- VF650/65R26.5 - T445826
- VF710/50R26.5 - T445822
- VF750/60R30.5 - T445739
- VF850/50R30.5 - T445821
- VF800/60R32 - T445819
- VF710/55R34 - T445818
- VF800/50R34 - T445820



NOKIAN TYRES FLOAT KING VF

ALL SIZES

Product code	Size	LI/SS	Reinforced code	TL/TT	Rim	Permitted rims	Width (mm)	Diameter (mm)	Loaded static radius (mm)	Rolling circumference (mm)	SRI	Pressure (kPa)	Max. inflation pressure (kPa)	Tread depth (mm)	Load capacity for mixed, kg					
															Speed (km/h)					
															40	45	50	55	60	65
T445824	VF600/55R26.5	167D	SB	TL	AG20.00		613	1355	595	4104	625	280	280	26	7030	6705	6375	6050	5775	5450
T445825	VF620/60R26.5	171D	SB	TL	AG20.00		628	1440	629	4374	675	280	280	26	7935	7565	7195	6825	6520	6150
T445823	VF650/55R26.5	171D	SB	TL	AG20.00		649	1414	612	4283	650	280	280	26	7935	7565	7195	6825	6520	6150
T445826	VF650/65R26.5	176D	SB	TL	AG20.00		643	1548	672	4699	725	280	280	26	9160	8735	8305	7880	7525	7100
T445822	VF710/50R26.5	173D	SB	TL	AG24.00		741	1406	609	4263	650	280	280	26	8385	7995	7605	7215	6890	6500
T445739	VF750/60R30.5	183D	SB	TL	AG24.00		762	1686	719	5143	800	280	280	28	11290	10765	10240	9715	9275	8750
T445821	VF850/50R30.5	184D	SB	TL	AG28.00		884	1653	710	5015	775	280	280	28	11610	11070	10530	9990	9540	9000
T445819	VF800/60R32	188D	SB	TL	DW27B	DW25B	834	1804	779	5487	850	280	280	28	12900	12300	11700	11100	10600	10000
T445818	VF710/55R34	179D	SB	TL	DW23B	DW24B	728	1672	734	5097	775	280	280	28	10000	9535	9070	8605	8215	7750
T445820	VF800/50R34	183D	SB	TL	DW25B	DW24B, DW28B	806	1690	732	5138	800	280	280	28	11290	10765	10240	9715	9275	8750

NOKIAN TYRES FLOAT KING VF VF600/55R26.5 - T445824

Product code	Size	LI/SS	Reinforced code	TL/TT	Rim	Width (mm)	Diameter (mm)	Loaded static radius (mm)	Rolling circumference (mm)	SRI	Pressure (kPa)	Max. inflation pressure (kPa)	Tread depth (mm)
T445824	VF600/55R26.5	167D	SB	TL	AG20.00	613	1355	595	4104	625	280	280	26

LOAD CAPACITY FOR TRAILER, KG

Pressure (kPa)	Mixed												
	0 km/h	10 km/h	15 km/h	20 km/h	25 km/h	30 km/h	35 km/h	40 km/h	45 km/h	50 km/h	55 km/h	60 km/h	65 km/h
80	4690	3770	3635	3495	3360	3245	3105	2965	2830	2690	2555	2440	2300
120	5915	4755	4580	4410	4235	4090	3915	3740	3565	3395	3220	3075	2900
160	7240	5820	5610	5395	5185	5005	4795	4580	4365	4155	3940	3765	3550
200	8415	6765	6520	6270	6025	5815	5570	5320	5075	4825	4580	4375	4125
240	9690	7790	7505	7220	6935	6700	6415	6130	5845	5560	5275	5035	4750
280	11120	8940	8610	8285	7955	7685	7360	7030	6705	6375	6050	5775	5450

WATER AND SALT BALLASTING

Tire volume 100%		Water filling 75%		Water/salt filling (75% / -30°C)				Total weight increase	
Litres	Gallons	Litres	Gallons	Water		Salt		kg	lbs
				Litres	Gallons	kg	lbs		
509	134	382	101	313	83	160	352	473	1043

(CaCl₂, 75%, -30°C) Always use a tube when filled with water/salt.

NOKIAN TYRES FLOAT KING VF VF620/60R26.5 - T445825

Product code	Size	LI/SS	Reinforced code	TL/TT	Rim	Width (mm)	Diameter (mm)	Loaded static radius (mm)	Rolling circumference (mm)	SRI	Pressure (kPa)	Max. inflation pressure (kPa)	Tread depth (mm)
T445825	VF620/60R26.5	171D	SB	TL	AG20.00	628	1440	629	4374	675	280	280	26

LOAD CAPACITY FOR TRAILER, KG

Pressure (kPa)	Mixed												
	0 km/h	10 km/h	15 km/h	20 km/h	25 km/h	30 km/h	35 km/h	40 km/h	45 km/h	50 km/h	55 km/h	60 km/h	65 km/h
80	5255	4225	4070	3915	3760	3630	3475	3320	3165	3015	2860	2730	2575
120	6835	5495	5295	5090	4890	4725	4525	4320	4120	3920	3720	3550	3350
160	8415	6765	6520	6270	6025	5815	5570	5320	5075	4825	4580	4375	4125
200	9435	7585	7310	7030	6755	6520	6245	5965	5690	5410	5135	4905	4625
240	11120	8940	8610	8285	7955	7685	7360	7030	6705	6375	6050	5775	5450
280	12545	10085	9715	9350	8980	8670	8305	7935	7565	7195	6825	6520	6150

WATER AND SALT BALLASTING

Tire volume 100%		Water filling 75%		Water/salt filling (75% / -30°C)				Total weight increase	
Litres	Gallons	Litres	Gallons	Water		Salt		kg	lbs
				Litres	Gallons	kg	lbs		
609	161	457	121	375	99	191	421	566	1248

(CaCl₂, 75%, -30°C) Always use a tube when filled with water/salt.

TUBES AND VALVES

Tubeless valve TR618A

NOKIAN TYRES FLOAT KING VF VF650/55R26.5 - T445823

Product code	Size	LI/SS	Reinforced code	TL/TT	Rim	Width (mm)	Diameter (mm)	Loaded static radius (mm)	Rolling circumference (mm)	SRI	Pressure (kPa)	Max. inflation pressure (kPa)	Tread depth (mm)
T445823	VF650/55R26.5	171D	SB	TL	AG20.00	649	1414	612	4283	650	280	280	26

LOAD CAPACITY FOR TRAILER, KG

Pressure (kPa)	Mixed												
	0 km/h	10 km/h	15 km/h	20 km/h	25 km/h	30 km/h	35 km/h	40 km/h	45 km/h	50 km/h	55 km/h	60 km/h	65 km/h
80	5255	4225	4070	3915	3760	3630	3475	3320	3165	3015	2860	2730	2575
120	6835	5495	5295	5090	4890	4725	4525	4320	4120	3920	3720	3550	3350
160	8415	6765	6520	6270	6025	5815	5570	5320	5075	4825	4580	4375	4125
200	9435	7585	7310	7030	6755	6520	6245	5965	5690	5410	5135	4905	4625
240	11120	8940	8610	8285	7955	7685	7360	7030	6705	6375	6050	5775	5450
280	12545	10085	9715	9350	8980	8670	8305	7935	7565	7195	6825	6520	6150

WATER AND SALT BALLASTING

Tire volume 100%		Water filling 75%		Water/salt filling (75% / -30°C)				Total weight increase	
Litres	Gallons	Litres	Gallons	Water		Salt		kg	lbs
				Litres	Gallons	kg	lbs		
604	160	453	120	372	98	189	418	561	1237

(CaCl2, 75%, -30°C) Always use a tube when filled with water/salt.

NOKIAN TYRES FLOAT KING VF VF650/65R26.5 - T445826

Product code	Size	LI/SS	Reinforced code	TL/TT	Rim	Width (mm)	Diameter (mm)	Loaded static radius (mm)	Rolling circumference (mm)	SRI	Pressure (kPa)	Max. inflation pressure (kPa)	Tread depth (mm)
T445826	VF650/65R26.5	176D	SB	TL	AG20.00	643	1548	672	4699	725	280	280	26

LOAD CAPACITY FOR TRAILER, KG

Pressure (kPa)	Mixed												
	0 km/h	10 km/h	15 km/h	20 km/h	25 km/h	30 km/h	35 km/h	40 km/h	45 km/h	50 km/h	55 km/h	60 km/h	65 km/h
80	6120	4920	4740	4560	4380	4230	4050	3870	3690	3510	3330	3180	3000
120	7905	6355	6125	5890	5660	5465	5230	5000	4765	4535	4300	4110	3875
160	9690	7790	7505	7220	6935	6700	6415	6130	5845	5560	5275	5035	4750
200	11120	8940	8610	8285	7955	7685	7360	7030	6705	6375	6050	5775	5450
240	12850	10330	9955	9575	9200	8885	8505	8125	7750	7370	6995	6680	6300
280	14485	11645	11220	10790	10365	10010	9585	9160	8735	8305	7880	7525	7100

WATER AND SALT BALLASTING

Tire volume 100%		Water filling 75%		Water/salt filling (75% / -30°C)				Total weight increase	
Litres	Gallons	Litres	Gallons	Water		Salt		kg	lbs
				Litres	Gallons	kg	lbs		
746	197	560	148	459	121	234	516	693	1528

(CaCl₂, 75%, -30°C) Always use a tube when filled with water/salt.

TUBES AND VALVES

Tubeless valve TR618A

NOKIAN TYRES FLOAT KING VF VF710/50R26.5 - T445822

Product code	Size	LI/SS	Reinforced code	TL/TT	Rim	Width (mm)	Diameter (mm)	Loaded static radius (mm)	Rolling circumference (mm)	SRI	Pressure (kPa)	Max. inflation pressure (kPa)	Tread depth (mm)
T445822	VF710/50R26.5	173D	SB	TL	AG24.00	741	1406	609	4263	650	280	280	26

LOAD CAPACITY FOR TRAILER, KG

Pressure (kPa)	Mixed												
	0 km/h	10 km/h	15 km/h	20 km/h	25 km/h	30 km/h	35 km/h	40 km/h	45 km/h	50 km/h	55 km/h	60 km/h	65 km/h
80	5560	4470	4305	4140	3980	3840	3680	3515	3350	3190	3025	2890	2725
120	7240	5820	5610	5395	5185	5005	4795	4580	4365	4155	3940	3765	3550
160	8670	6970	6715	6460	6205	5995	5740	5485	5230	4975	4720	4505	4250
200	9945	7995	7705	7410	7120	6875	6580	6290	5995	5705	5410	5170	4875
240	11425	9185	8850	8510	8175	7895	7560	7225	6890	6550	6215	5935	5600
280	13260	10660	10270	9880	9490	9165	8775	8385	7995	7605	7215	6890	6500

WATER AND SALT BALLASTING

Tire volume 100%		Water filling 75%		Water/salt filling (75% / -30°C)				Total weight increase	
Litres	Gallons	Litres	Gallons	Water		Salt		kg	lbs
				Litres	Gallons	kg	lbs		
680	180	510	135	418	111	213	470	631	1391

(CaCl₂, 75%, -30°C) Always use a tube when filled with water/salt.

NOKIAN TYRES FLOAT KING VF VF750/60R30.5 - T445739

Product code	Size	LI/SS	Reinforced code	TL/TT	Rim	Width (mm)	Diameter (mm)	Loaded static radius (mm)	Rolling circumference (mm)	SRI	Pressure (kPa)	Max. inflation pressure (kPa)	Tread depth (mm)
T445739	VF750/60R30.5	183D	SB	TL	AG24.00	762	1686	719	5143	800	280	280	28

LOAD CAPACITY FOR TRAILER, KG

Pressure (kPa)	Mixed												
	0 km/h	10 km/h	15 km/h	20 km/h	25 km/h	30 km/h	35 km/h	40 km/h	45 km/h	50 km/h	55 km/h	60 km/h	65 km/h
80	7650	6150	5925	5700	5475	5290	5065	4840	4615	4390	4165	3975	3750
120	9690	7790	7505	7220	6935	6700	6415	6130	5845	5560	5275	5035	4750
160	11830	9510	9165	8815	8470	8180	7830	7480	7135	6785	6440	6150	5800
200	13670	10990	10585	10185	9780	9445	9045	8645	8240	7840	7435	7100	6700
240	15810	12710	12245	11780	11315	10930	10465	10000	9535	9070	8605	8215	7750
280	17850	14350	13825	13300	12775	12340	11815	11290	10765	10240	9715	9275	8750

WATER AND SALT BALLASTING

Tire volume 100%		Water filling 75%		Water/salt filling (75% / -30°C)				Total weight increase	
Litres	Gallons	Litres	Gallons	Water		Salt		kg	lbs
				Litres	Gallons	kg	lbs		
1047	277	785	207	644	170	328	724	972	2143

(CaCl₂, 75%, -30°C) Always use a tube when filled with water/salt.

TUBES AND VALVES

Tubeless valve TR618A

NOKIAN TYRES FLOAT KING VF VF850/50R30.5 - T445821

Product code	Size	LI/SS	Reinforced code	TL/TT	Rim	Width (mm)	Diameter (mm)	Loaded static radius (mm)	Rolling circumference (mm)	SRI	Pressure (kPa)	Max. inflation pressure (kPa)	Tread depth (mm)
T445821	VF850/50R30.5	184D	SB	TL	AG28.00	884	1653	710	5015	775	280	280	28

LOAD CAPACITY FOR TRAILER, KG

Pressure (kPa)	Mixed												
	0 km/h	10 km/h	15 km/h	20 km/h	25 km/h	30 km/h	35 km/h	40 km/h	45 km/h	50 km/h	55 km/h	60 km/h	65 km/h
80	7905	6355	6125	5890	5660	5465	5230	5000	4765	4535	4300	4110	3875
120	10200	8200	7900	7600	7300	7050	6750	6450	6150	5850	5550	5300	5000
160	12240	9840	9480	9120	8760	8460	8100	7740	7380	7020	6660	6360	6000
200	14075	11315	10900	10490	10075	9730	9315	8900	8485	8075	7660	7315	6900
240	16320	13120	12640	12160	11680	11280	10800	10320	9840	9360	8880	8480	8000
280	18360	14760	14220	13680	13140	12690	12150	11610	11070	10530	9990	9540	9000

WATER AND SALT BALLASTING

Tire volume 100%		Water filling 75%		Water/salt filling (75% / -30°C)				Total weight increase	
Litres	Gallons	Litres	Gallons	Water		Salt		kg	lbs
				Litres	Gallons	kg	lbs		
1160	306	870	230	714	189	364	802	1078	2377

(CaCl₂, 75%, -30°C) Always use a tube when filled with water/salt.

TUBES AND VALVES

Tubeless valve TR618A

NOKIAN TYRES FLOAT KING VF VF800/60R32 - T445819

Product code	Size	LI/SS	Reinforced code	TL/TT	Rim	Permitted rims	Width (mm)	Diameter (mm)	Loaded static radius (mm)	Rolling circumference (mm)	SRI	Pressure (kPa)	Max. inflation pressure (kPa)	Tread depth (mm)
T445819	VF800/60R32	188D	SB	TL	DW27B	DW25B	834	1804	779	5487	850	280	280	28

LOAD CAPACITY FOR TRAILER, KG

Pressure (kPa)	Mixed												
	0 km/h	10 km/h	15 km/h	20 km/h	25 km/h	30 km/h	35 km/h	40 km/h	45 km/h	50 km/h	55 km/h	60 km/h	65 km/h
80	8670	6970	6715	6460	6205	5995	5740	5485	5230	4975	4720	4505	4250
120	11120	8940	8610	8285	7955	7685	7360	7030	6705	6375	6050	5775	5450
160	13670	10990	10585	10185	9780	9445	9045	8645	8240	7840	7435	7100	6700
200	15300	12300	11850	11400	10950	10575	10125	9675	9225	8775	8325	7950	7500
240	17850	14350	13825	13300	12775	12340	11815	11290	10765	10240	9715	9275	8750
280	20400	16400	15800	15200	14600	14100	13500	12900	12300	11700	11100	10600	10000

WATER AND SALT BALLASTING

Tire volume 100%		Water filling 75%		Water/salt filling (75% / -30°C)				Total weight increase	
Litres	Gallons	Litres	Gallons	Water		Salt		kg	lbs
				Litres	Gallons	kg	lbs		
1302	344	977	258	801	212	408	901	1209	2665

(CaCl₂, 75%, -30°C) Always use a tube when filled with water/salt.

TUBES AND VALVES

Tubeless valve TR618A

NOKIAN TYRES FLOAT KING VF VF710/55R34 - T445818

Product code	Size	LI/SS	Reinforced code	TL/TT	Rim	Permitted rims	Width (mm)	Diameter (mm)	Loaded static radius (mm)	Rolling circumference (mm)	SRI	Pressure (kPa)	Max. inflation pressure (kPa)	Tread depth (mm)
T445818	VF710/55R34	179D	SB	TL	DW23B	DW24B	728	1672	734	5097	775	280	280	28

LOAD CAPACITY FOR TRAILER, KG

Pressure (kPa)	Mixed												
	0 km/h	10 km/h	15 km/h	20 km/h	25 km/h	30 km/h	35 km/h	40 km/h	45 km/h	50 km/h	55 km/h	60 km/h	65 km/h
80	6835	5495	5295	5090	4890	4725	4525	4320	4120	3920	3720	3550	3350
120	8670	6970	6715	6460	6205	5995	5740	5485	5230	4975	4720	4505	4250
160	10810	8690	8375	8055	7740	7475	7155	6835	6520	6200	5885	5620	5300
200	12240	9840	9480	9120	8760	8460	8100	7740	7380	7020	6660	6360	6000
240	14075	11315	10900	10490	10075	9730	9315	8900	8485	8075	7660	7315	6900
280	15810	12710	12245	11780	11315	10930	10465	10000	9535	9070	8605	8215	7750

WATER AND SALT BALLASTING

Tire volume 100%		Water filling 75%		Water/salt filling (75% / -30°C)				Total weight increase	
Litres	Gallons	Litres	Gallons	Water		Salt		kg	lbs
				Litres	Gallons	kg	lbs		
907	240	680	180	558	147	285	627	843	1858

(CaCl₂, 75%, -30°C) Always use a tube when filled with water/salt.

NOKIAN TYRES FLOAT KING VF VF800/50R34 - T445820

Product code	Size	LI/SS	Reinforced code	TL/TT	Rim	Permitted rims	Width (mm)	Diameter (mm)	Loaded static radius (mm)	Rolling circumference (mm)	SRI	Pressure (kPa)	Max. inflation pressure (kPa)	Tread depth (mm)
T445820	VF800/50R34	183D	SB	TL	DW25B	DW24B, DW28B	806	1690	732	5138	800	280	280	28

LOAD CAPACITY FOR TRAILER, KG

Pressure (kPa)	Mixed												
	0 km/h	10 km/h	15 km/h	20 km/h	25 km/h	30 km/h	35 km/h	40 km/h	45 km/h	50 km/h	55 km/h	60 km/h	65 km/h
80	7445	5985	5765	5550	5330	5145	4930	4710	4490	4270	4050	3870	3650
120	9690	7790	7505	7220	6935	6700	6415	6130	5845	5560	5275	5035	4750
160	11830	9510	9165	8815	8470	8180	7830	7480	7135	6785	6440	6150	5800
200	13670	10990	10585	10185	9780	9445	9045	8645	8240	7840	7435	7100	6700
240	15810	12710	12245	11780	11315	10930	10465	10000	9535	9070	8605	8215	7750
280	17850	14350	13825	13300	12775	12340	11815	11290	10765	10240	9715	9275	8750

WATER AND SALT BALLASTING

Tire volume 100%		Water filling 75%		Water/salt filling (75% / -30°C)				Total weight increase	
Litres	Gallons	Litres	Gallons	Water		Salt		kg	lbs
				Litres	Gallons	kg	lbs		
1028	272	771	204	633	167	323	711	956	2108

(CaCl₂, 75%, -30°C) Always use a tube when filled with water/salt.

TUBES AND VALVES

Tubeless valve TR618A



UNDERGROUND MINING

The world of mining tires is rough. Uneven surfaces with sharp edges require tires that offer extreme durability and high load-bearing capacity. Particularly for mining tires, we have developed the CCR (cut and crack resistant) rubber compound that enhances demanding transportation and mining tasks. The sturdy and stable tires for mine loaders, drill rigs and various other mining equipment guarantee a long service life.

nokian
TYRES

UNDERGROUND MINING TIRES

DRILL RIGS AND OTHER MINING MACHINES



312

**Nokian Tyres
Armor Gard 2
Mine**



316

**Nokian Tyres
MINE KING E-4**

UNDERGROUND LOADER



322

**Nokian Tyres
MINE KING
L-5S**



331

**Nokian Tyres
MINE L-3S**

WHEEL LOADER



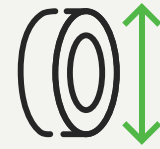
335

**Nokian Tyres
Nordman MINE
E-4**

NOKIAN TYRES ARMOR GARD 2 MINE

STRONG TIRE FOR DRILL RIGS WITH MINING COMPOUND AND IMPROVED, WIDER TREAD

- New, improved tread lowers the contact pressure and improves service life, providing excellent cut resistance.
- Stable, accurate driving response for predictable handling and a high load-bearing capacity.
- Groove depth indicator helps monitor your tire condition.



AVAILABLE SIZES

- 9.00-20 - T445836
- 10.00-20 - T445770

NOKIAN TYRES ARMOR GARD 2 MINE

ALL SIZES

Product code	Size	LI/SS	Ply rating	TL/TT	Rim	Permitted rims	Width (mm)	Diameter (mm)	Loaded static radius (mm)	Rolling circumference (mm)	Pressure (kPa)	Max. inflation pressure (kPa)	Tread depth (mm)	Tread code	Tube product code	Min. dual spacing (mm)	Load capacity, kg					
																	Speed (km/h)					
																	0	1	5	10	20	25
T445836	9.00-20	162A5	16	TT	7.0	7.5	270	1040	479	3135	1000	1000	18.5	E-2	T52520	311	7175	6175	6175	6175	4750	4750
T445770	10.00-20	164A5	16	TT	7.5	8.0	285	1069	484	3209	900	900	21	E-2	T52620	334	7550	6500	6500	6500	5000	5000

NOKIAN TYRES ARMOR GARD 2 MINE 9.00-20 - T445836

Product code	Size	LI/SS	Ply rating	TL/TT	Rim	Permitted rims	Width (mm)	Diameter (mm)	Loaded static radius (mm)	Rolling circumference (mm)	Pressure (kPa)	Max. inflation pressure (kPa)	Tread depth (mm)	Tread code	Tube product code	Min. dual spacing (mm)
T445836	9.00-20	162A5	16	TT	7.0	7.5	270	1040	479	3135	1000	1000	18.5	E-2	T52520	311

LOAD CAPACITY FOR DRILL RIGS AND OTHER MINING MACHINES, KG

Pressure (kPa)	0 km/h	1 km/h	5 km/h	10 km/h	20 km/h	25 km/h
800	6295	5420	5420	5420	4170	4170
825	6410	5520	5520	5520	4245	4245
850	6520	5615	5615	5615	4320	4320
875	6635	5710	5710	5710	4395	4395
900	6745	5805	5805	5805	4465	4465
925	6855	5900	5900	5900	4540	4540
950	6960	5990	5990	5990	4610	4610
975	7065	6085	6085	6085	4680	4680
1000	7175	6175	6175	6175	4750	4750

WATER AND SALT BALLASTING

Tire volume 100%		Water filling 75%		Water/salt filling (75% / -30°C)				Total weight increase	
Litres	Gallons	Litres	Gallons	Water		Salt		kg	lbs
				Litres	Gallons	kg	lbs		
82	22	62	16	51	13	26	57	77	170

(CaCl₂, 75%, -30°C) Always use a tube when filled with water/salt.

TUBES AND VALVES

Tube product code	Tube valve
T52520	TR175

NOKIAN TYRES ARMOR GARD 2 MINE 10.00-20 - T445770

Product code	Size	LI/SS	Ply rating	TL/TT	Rim	Permitted rims	Width (mm)	Diameter (mm)	Loaded static radius (mm)	Rolling circumference (mm)	Pressure (kPa)	Max. inflation pressure (kPa)	Tread depth (mm)	Tread code	Tube product code	Min. dual spacing (mm)
T445770	10.00-20	164A5	16	TT	7.5	8.0	285	1069	484	3209	900	900	21	E-2	T52620	334

LOAD CAPACITY FOR DRILL RIGS AND OTHER MINING MACHINES, KG

Pressure (kPa)	0 km/h	1 km/h	5 km/h	10 km/h	20 km/h	25 km/h
700	6520	5610	5610	5610	4315	4315
725	6655	5730	5730	5730	4405	4405
750	6785	5840	5840	5840	4495	4495
775	6920	5955	5955	5955	4580	4580
800	7045	6065	6065	6065	4665	4665
825	7175	6175	6175	6175	4750	4750
850	7300	6285	6285	6285	4835	4835
875	7425	6395	6395	6395	4920	4920
900	7550	6500	6500	6500	5000	5000

WATER AND SALT BALLASTING

Tire volume 100%		Water filling 75%		Water/salt filling (75% / -30°C)				Total weight increase	
Litres	Gallons	Litres	Gallons	Water		Salt		kg	lbs
				Litres	Gallons	kg	lbs		
105	28	79	21	65	17	33	73	98	216

(CaCl₂, 75%, -30°C) Always use a tube when filled with water/salt.

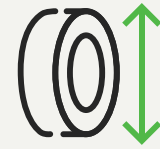
TUBES AND VALVES

Tube product code	Tube valve
T52620	TR78

NOKIAN TYRES MINE KING E-4

PURPOSE DESIGNED AND BUILT SPECIAL TIRE FOR DRILL RIGS AND UTILITY VEHICLES

- Strong carcass with a maximum operating pressure of 10 bars, giving a solid foundation for your drill rig.
- Deep grooves with a solid middle section for good puncture resistance and a long tire service life.
- Sharp shoulders and large contact area for better grip.



AVAILABLE SIZES

- 12.00-20 - T445712
- 14.00-20 - T445617
- 14.00-24 - T445709

NOKIAN TYRES MINE KING E-4

ALL SIZES

Product code	Size	LI/SS	Ply rating	TL/TT	Rim	Permitted rims	Width (mm)	Diameter (mm)	Loaded static radius (mm)	Rolling circumference (mm)	Pressure (kPa)	Max. inflation pressure (kPa)	Tread depth (mm)	Tread code	Tube product code	Min. dual spacing (mm)	Load capacity, kg					
																	Speed (km/h)					
																	0	1	5	10	20	25
T445712	12.00-20	176A5	20	TT	8.5	9.0, 8.0	330	1147	520	3449	1000	1000	35	E-4	T52810	378	10720	9230	9230	9230	7100	7100
T445617	14.00-20	185A2	20	TT	10.0	9.0	372	1225	560	3669	1000	1000	40	E-4	T52920	450	12025	10545	9250	8050	7770	7400
T445709	14.00-24	188A2	28	TL	10.00WA	10.00VA	383	1391	631	4153	925	1000	46	E-4	T55767	450	13000	11400	10000	8700	8400	8000

NOKIAN TYRES MINE KING E-4 12.00-20 - T445712

Product code	Size	LI/SS	Ply rating	TL/TT	Rim	Permitted rims	Width (mm)	Diameter (mm)	Loaded static radius (mm)	Rolling circumference (mm)	Pressure (kPa)	Max. inflation pressure (kPa)	Tread depth (mm)	Tread code	Tube product code	Min. dual spacing (mm)
T445712	12.00-20	176A5	20	TT	8.5	9.0, 8.0	330	1147	520	3449	1000	1000	35	E-4	T52810	378

LOAD CAPACITY FOR DRILL RIGS AND OTHER MINING MACHINES, KG

Pressure (kPa)	0 km/h	1 km/h	5 km/h	10 km/h	20 km/h	25 km/h
700	8700	7490	7490	7490	5765	5765
725	8880	7645	7645	7645	5880	5880
750	9060	7800	7800	7800	6000	6000
775	9235	7950	7950	7950	6115	6115
800	9410	8100	8100	8100	6230	6230
825	9580	8250	8250	8250	6345	6345
850	9750	8395	8395	8395	6455	6455
875	9915	8535	8535	8535	6565	6565
900	10080	8680	8680	8680	6675	6675
925	10245	8820	8820	8820	6785	6785
950	10405	8955	8955	8955	6890	6890
975	10565	9095	9095	9095	6995	6995
1000	10720	9230	9230	9230	7100	7100

WATER AND SALT BALLASTING

Tire volume 100%		Water filling 75%		Water/salt filling (75% / -30°C)				Total weight increase	
Litres	Gallons	Litres	Gallons	Water		Salt		kg	lbs
				Litres	Gallons	kg	lbs		
130	34	98	26	80	21	41	90	121	267

(CaCl2, 75%, -30°C) Always use a tube when filled with water/salt.

TUBES AND VALVES

Tube product code T52810	Tube valve V3.02.16
-----------------------------	------------------------

NOKIAN TYRES MINE KING E-4 14.00-20 - T445617

Product code	Size	LI/SS	Ply rating	TL/TT	Rim	Permitted rims	Width (mm)	Diameter (mm)	Loaded static radius (mm)	Rolling circumference (mm)	Pressure (kPa)	Max. inflation pressure (kPa)	Tread depth (mm)	Tread code	Tube product code	Min. dual spacing (mm)
T445617	14.00-20	185A2	20	TT	10.0	9.0	372	1225	560	3669	1000	1000	40	E-4	T52920	450

LOAD CAPACITY FOR DRILL RIGS AND OTHER MINING MACHINES, KG

Pressure (kPa)	0 km/h	1 km/h	5 km/h	10 km/h	15 km/h	20 km/h	25 km/h
700	12015	9760	8560	7510	6530	6305	6005
725	12260	9965	8735	7665	6665	6440	6130
750	12510	10160	8910	7815	6800	6565	6255
775	12750	10360	9085	7970	6935	6695	6375
800	12990	10555	9255	8120	7065	6820	6495
825	13225	10745	9425	8265	7190	6945	6610
850	13460	10935	9590	8410	7320	7065	6730
875	13690	11120	9755	8555	7445	7185	6845
900	13915	11305	9915	8695	7565	7305	6960
925	14140	11490	10075	8840	7690	7425	7070
950	14360	11670	10235	8975	7810	7540	7180
975	14580	11850	10390	9115	7930	7655	7290
1000	14800	12025	10545	9250	8050	7770	7400

WATER AND SALT BALLASTING

Tire volume 100%		Water filling 75%		Water/salt filling (75% / -30°C)				Total weight increase	
Litres	Gallons	Litres	Gallons	Water		Salt		kg	lbs
				Litres	Gallons	kg	lbs		
158	42	119	31	97	26	50	109	147	324

(CaCl2, 75%, -30°C) Always use a tube when filled with water/salt.

TUBES AND VALVES

Tube product code T52920	Tube valve V3-02-19
------------------------------------	-------------------------------

NOKIAN TYRES MINE KING E-4 14.00-24 - T445709

Product code	Size	LI/SS	Ply rating	TL/TT	Rim	Permitted rims	Width (mm)	Diameter (mm)	Loaded static radius (mm)	Rolling circumference (mm)	Pressure (kPa)	Max. inflation pressure (kPa)	Tread depth (mm)	Tread code	Tube product code	Min. dual spacing (mm)
T445709	14.00-24	188A2	28	TL	10.00WA	10.00VA	383	1391	631	4153	925	1000	46	E-4	T55767	450

LOAD CAPACITY FOR DRILL RIGS AND OTHER MINING MACHINES, KG

Pressure (kPa)	0 km/h	1 km/h	5 km/h	10 km/h	15 km/h	20 km/h	25 km/h
625	12720	10335	9065	7950	6915	6680	6360
650	13015	10575	9275	8135	7080	6835	6510
675	13305	10810	9480	8315	7235	6985	6655
700	13595	11045	9685	8495	7390	7135	6795
725	13875	11275	9885	8670	7545	7285	6935
750	14155	11500	10085	8845	7695	7430	7075
775	14425	11720	10280	9015	7845	7575	7215
800	14695	11940	10470	9185	7990	7715	7350
825	14965	12160	10660	9355	8135	7855	7480
850	15230	12375	10850	9515	8280	7995	7615
875	15490	12585	11035	9680	8420	8130	7745
900	15745	12795	11220	9840	8560	8265	7875
925	16000	13000	11400	10000	8700	8400	8000

LOAD CAPACITY 10470 kg / 1000 kPa / 10 km/h

WATER AND SALT BALLASTING

Tire volume 100%		Water filling 75%		Water/salt filling (75% / -30°C)				Total weight increase	
Litres	Gallons	Litres	Gallons	Water		Salt		kg	lbs
				Litres	Gallons	kg	lbs		
232	61	174	46	143	38	73	160	216	476

(CaCl₂, 75%, -30°C) Always use a tube when filled with water/salt.

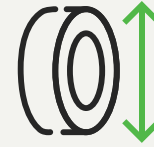
TUBES AND VALVES

Tube product code T55767	Tube valve TR1175A
Tubeless valve TR650	

NOKIAN TYRES MINE KING L-5S

FOR EXTREME UNDERGROUND LOADING APPLICATIONS

- More strengthening layers to ensure tire safety in demanding applications.
- High load capacity, enabling use in heavier, more effective machines.
- Cut and crack resistant tread provides a long service life.



AVAILABLE SIZES

- 12.00-20 - T445544
- 17.5-25 - T445540
- 17.5-25 - T445580
- 18.00-25 - T445545
- 26.5-25 - T445546
- 29.5-29 - T445547



NOKIAN TYRES MINE KING L-5S

ALL SIZES

Product code	Size	LI/SS	Ply rating	TL/TT	Rim	Permitted rims	Width (mm)	Diameter (mm)	Loaded static radius (mm)	Rolling circumference (mm)	Pressure (kPa)	Max. inflation pressure (kPa)	Tread depth (mm)	Tread code	Tube product code	Min. dual spacing (mm)	Load capacity, kg			
																	Speed (km/h)			
																	0	1	5	10
T445544	12.00-20	173A2	20	TT	8.5	9.0	342	1179	550	3582	850	1000	36	L-5S	T52810	378	10400	8450	7410	6500
T445540	17.5-25	184A2	24	TL	14.00/1.5	14.00/1.3	445	1400	661	4291	675	800	66	L-5S	T55867	534	14400	11700	10260	9000
T445580	17.5-25	188A2	34	TL	14.00/1.5	14.00/1.3	454	1416	663	4307	800	1000	66	L-5S	T55867	534	16000	13000	11400	10000
T445545	18.00-25	202A2	32	TL	13.00/2.5	15.00/2.5, 13.00/2.5 IF	526	1675	772	5120	750	800	79	L-5S	T55831	598	24000	19500	17100	15000
T445546	26.5-25	209A2	36	TL	22.00/3.0	22.00/3.0IF	683	1791	829	5504	625	800	90	L-5S		808	29600	24050	21090	18500
T445547	29.5-29	218A2	40	TL	25.00/3.5	24.00/3.5	767	2020	925	6145	625	800	98	L-5S		900	37760	30680	26905	23600

NOKIAN TYRES MINE KING L-5S 12.00-20 - T445544

Product code	Size	LI/SS	Ply rating	TL/TT	Rim	Permitted rims	Width (mm)	Diameter (mm)	Loaded static radius (mm)	Rolling circumference (mm)	Pressure (kPa)	Max. inflation pressure (kPa)	Tread depth (mm)	Tread code	Tube product code	Min. dual spacing (mm)
T445544	12.00-20	173A2	20	TT	8.5	9.0	342	1179	550	3582	850	1000	36	L-5S	T52810	378

LOAD CAPACITY FOR UNDERGROUND LOADER, KG

Pressure (kPa)	0 km/h	1 km/h	5 km/h	10 km/h
550	8060	6550	5745	5040
575	8275	6725	5895	5170
600	8485	6890	6045	5300
625	8690	7060	6190	5430
650	8890	7225	6335	5555
675	9090	7385	6475	5680
700	9285	7545	6615	5800
725	9475	7700	6750	5920
750	9665	7855	6885	6040
775	9855	8005	7020	6160
800	10040	8155	7150	6275
825	10220	8305	7280	6385
850	10400	8450	7410	6500

WATER AND SALT BALLASTING

Tire volume 100%		Water filling 75%		Water/salt filling (75% / -30°C)				Total weight increase	
Litres	Gallons	Litres	Gallons	Water		Salt		kg	lbs
				Litres	Gallons	kg	lbs		
135	36	101	27	83	22	42	93	125	276

(CaCl2, 75%, -30°C) Always use a tube when filled with water/salt.

TUBES AND VALVES

Tube product code T52810	Tube valve V3.02.16
------------------------------------	-------------------------------

NOKIAN TYRES MINE KING L-5S 17.5-25 - T445540

Product code	Size	LI/SS	Ply rating	TL/TT	Rim	Permitted rims	Width (mm)	Diameter (mm)	Loaded static radius (mm)	Rolling circumference (mm)	Pressure (kPa)	Max. inflation pressure (kPa)	Tread depth (mm)	Tread code	Tube product code	Min. dual spacing (mm)
T445540	17.5-25	184A2	24	TL	14.00/1.5	14.00/1.3	445	1400	661	4291	675	800	66	L-5S	T55867	534

LOAD CAPACITY FOR UNDERGROUND LOADER, KG

Pressure (kPa)	0 km/h	1 km/h	5 km/h	10 km/h
375	10210	8295	7275	6380
400	10605	8615	7555	6625
425	10985	8925	7825	6865
450	11360	9230	8095	7100
475	11725	9525	8355	7330
500	12080	9815	8610	7550
525	12430	10100	8855	7770
550	12775	10380	9100	7985
575	13110	10650	9340	8195
600	13440	10920	9575	8400
625	13765	11185	9810	8605
650	14085	11445	10035	8805
675	14400	11700	10260	9000

WATER AND SALT BALLASTING

Tire volume 100%		Water filling 75%		Water/salt filling (75% / -30°C)				Total weight increase	
Litres	Gallons	Litres	Gallons	Water		Salt		kg	lbs
				Litres	Gallons	kg	lbs		
260	69	195	52	160	42	82	180	242	534

(CaCl₂, 75%, -30°C) Always use a tube when filled with water/salt.

TUBES AND VALVES

Tube product code T55867	Tube valve TR J1175
Tubeless valve TR650	

NOKIAN TYRES MINE KING L-5S 17.5-25 - T445580

Product code	Size	LI/SS	Ply rating	TL/TT	Rim	Permitted rims	Width (mm)	Diameter (mm)	Loaded static radius (mm)	Rolling circumference (mm)	Pressure (kPa)	Max. inflation pressure (kPa)	Tread depth (mm)	Tread code	Tube product code	Min. dual spacing (mm)
T445580	17.5-25	188A2	34	TL	14.00/1.5	14.00/1.3	454	1416	663	4307	800	1000	66	L-5S	T55867	534

LOAD CAPACITY FOR UNDERGROUND LOADER, KG

Pressure (kPa)	0 km/h	1 km/h	5 km/h	10 km/h
600	13520	10985	9635	8450
625	13850	11250	9865	8655
650	14170	11515	10095	8855
675	14485	11770	10320	9055
700	14800	12025	10545	9250
725	15105	12275	10760	9440
750	15405	12520	10980	9630
775	15705	12760	11190	9815
800	16000	13000	11400	10000

WATER AND SALT BALLASTING

Tire volume 100%		Water filling 75%		Water/salt filling (75% / -30°C)				Total weight increase	
Litres	Gallons	Litres	Gallons	Water		Salt		kg	lbs
				Litres	Gallons	kg	lbs		
260	69	195	52	160	42	82	180	242	534

(CaCl2, 75%, -30°C) Always use a tube when filled with water/salt.

TUBES AND VALVES

Tube product code T55867	Tube valve TR J1175
Tubeless valve TR650	

NOKIAN TYRES MINE KING L-5S 18.00-25 - T445545

Product code	Size	LI/SS	Ply rating	TL/TT	Rim	Permitted rims	Width (mm)	Diameter (mm)	Loaded static radius (mm)	Rolling circumference (mm)	Pressure (kPa)	Max. inflation pressure (kPa)	Tread depth (mm)	Tread code	Tube product code	Min. dual spacing (mm)
T445545	18.00-25	202A2	32	TL	13.00/2.5	15.00/2.5, 13.00/2.5 IF	526	1675	772	5120	750	800	79	L-5S	T55831	598

LOAD CAPACITY FOR UNDERGROUND LOADER, KG

Pressure (kPa)	0 km/h	1 km/h	5 km/h	10 km/h
450	17800	14465	12685	11125
475	18370	14930	13090	11485
500	18930	15380	13490	11835
525	19480	15830	13880	12175
550	20020	16265	14265	12510
575	20545	16695	14640	12840
600	21065	17115	15005	13165
625	21570	17525	15370	13480
650	22075	17935	15725	13795
675	22565	18335	16080	14105
700	23050	18730	16425	14405
725	23530	19115	16765	14705
750	24000	19500	17100	15000

WATER AND SALT BALLASTING

Tire volume 100%		Water filling 75%		Water/salt filling (75% / -30°C)				Total weight increase	
				Water		Salt			
Litres	Gallons	Litres	Gallons	Litres	Gallons	kg	lbs	kg	lbs
505	133	379	100	311	82	158	349	469	1034

(CaCl₂, 75%, -30°C) Always use a tube when filled with water/salt.

TUBES AND VALVES

Tube product code T55831	Tube valve TR J1175
Tubeless valve TR650	

NOKIAN TYRES MINE KING L-5S 26.5-25 - T445546

Product code	Size	LI/SS	Ply rating	TL/TT	Rim	Permitted rims	Width (mm)	Diameter (mm)	Loaded static radius (mm)	Rolling circumference (mm)	Pressure (kPa)	Max. inflation pressure (kPa)	Tread depth (mm)	Tread code	Min. dual spacing (mm)
T445546	26.5-25	209A2	36	TL	22.00/3.0	22.00/3.0IF	683	1791	829	5504	625	800	90	L-5S	808

LOAD CAPACITY FOR UNDERGROUND LOADER, KG

Pressure (kPa)	0 km/h	1 km/h	5 km/h	10 km/h
300	19265	15655	13730	12040
325	20190	16405	14385	12620
350	21085	17130	15025	13180
375	21955	17835	15640	13720
400	22800	18525	16245	14250
425	23620	19195	16830	14765
450	24425	19845	17405	15265
475	25210	20485	17960	15755
500	25980	21105	18510	16235
525	26730	21720	19045	16705
550	27465	22315	19570	17165
575	28190	22905	20085	17620
600	28900	23480	20590	18065
625	29600	24050	21090	18500

WATER AND SALT BALLASTING

Tire volume 100%		Water filling 75%		Water/salt filling (75% / -30°C)				Total weight increase	
				Water		Salt			
Litres	Gallons	Litres	Gallons	Litres	Gallons	kg	lbs	kg	lbs
745	197	559	148	458	121	234	515	692	1526

(CaCl2, 75%, -30°C) Always use a tube when filled with water/salt.

TUBES AND VALVES

Tubeless valve TR650

NOKIAN TYRES MINE KING L-5S 29.5-29 - T445547

Product code	Size	LI/SS	Ply rating	TL/TT	Rim	Permitted rims	Width (mm)	Diameter (mm)	Loaded static radius (mm)	Rolling circumference (mm)	Pressure (kPa)	Max. inflation pressure (kPa)	Tread depth (mm)	Tread code	Min. dual spacing (mm)
T445547	29.5-29	218A2	40	TL	25.00/3.5	24.00/3.5	767	2020	925	6145	625	800	98	L-5S	900

LOAD CAPACITY FOR UNDERGROUND LOADER, KG

Pressure (kPa)	0 km/h	1 km/h	5 km/h	10 km/h
425	30135	24485	21470	18835
450	31160	25315	22200	19475
475	32160	26130	22915	20100
500	33140	26925	23610	20710
525	34100	27705	24295	21310
550	35040	28470	24965	21900
575	35960	29220	25625	22475
600	36870	29955	26270	23045
625	37760	30680	26905	23600

WATER AND SALT BALLASTING

Tire volume 100%		Water filling 75%		Water/salt filling (75% / -30°C)				Total weight increase	
				Water		Salt			
Litres	Gallons	Litres	Gallons	Litres	Gallons	kg	lbs	kg	lbs
991	262	743	196	610	161	311	685	921	2030

(CaCl2, 75%, -30°C) Always use a tube when filled with water/salt.

TUBES AND VALVES

Tubeless valve TR650

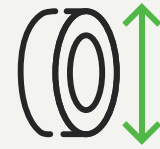
NOKIAN TYRES MINE L-3S

THE FIRST UNDERGROUND LOADER TIRE THAT IS READY FOR PROTECTIVE CHAINS

- Strong, stable tire for extreme conditions.
- Supports the chains in an optimal way and can be set instantly – no modification is needed.
- With chains compatible with the chainless L-5S tires.



2026-07-07



AVAILABLE SIZES

- 26.5-25 - T445522

NOKIAN TYRES MINE L-3S

ALL SIZES

Product code	Size	LI/SS	Ply rating	TL/TT	Rim	Permitted rims	Width (mm)	Diameter (mm)	Loaded static radius (mm)	Rolling circumference (mm)	Pressure (kPa)	Max. inflation pressure (kPa)	Tread depth (mm)	Tread code	Min. dual spacing (mm)	Load capacity, kg			
																Speed (km/h)			
																0	1	5	10
T445522	26.5-25	209A2	36	TL	22.00/3.0	22.00/3.0IF	660	1706	775	5136	625	800	42	L-3S	808	29600	24050	21090	18500

NOKIAN TYRES MINE L-3S 26.5-25 - T445522

Product code	Size	LI/SS	Ply rating	TL/TT	Rim	Permitted rims	Width (mm)	Diameter (mm)	Loaded static radius (mm)	Rolling circumference (mm)	Pressure (kPa)	Max. inflation pressure (kPa)	Tread depth (mm)	Tread code	Min. dual spacing (mm)
T445522	26.5-25	209A2	36	TL	22.00/3.0	22.00/3.0IF	660	1706	775	5136	625	800	42	L-3S	808

LOAD CAPACITY FOR UNDERGROUND LOADER, KG

Pressure (kPa)	0 km/h	1 km/h	5 km/h	10 km/h
300	19265	15655	13730	12040
325	20190	16405	14385	12620
350	21085	17130	15025	13180
375	21955	17835	15640	13720
400	22800	18525	16245	14250
425	23620	19195	16830	14765
450	24425	19845	17405	15265
475	25210	20485	17960	15755
500	25980	21105	18510	16235
525	26730	21720	19045	16705
550	27465	22315	19570	17165
575	28190	22905	20085	17620
600	28900	23480	20590	18065
625	29600	24050	21090	18500

WATER AND SALT BALLASTING

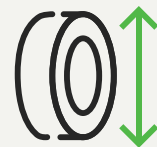
Tire volume 100%		Water filling 75%		Water/salt filling (75% / -30°C)				Total weight increase	
				Water		Salt			
Litres	Gallons	Litres	Gallons	Litres	Gallons	kg	lbs	kg	lbs
745	197	559	148	458	121	234	515	692	1526

(CaCl₂, 75%, -30°C) Always use a tube when filled with water/salt.

NOKIAN TYRES NORDMAN MINE E-4

DURABILITY FOR ARTICULATED DUMP TRUCKS

- Durable radial all-steel structure
- Excellent choice for rough conditions in quarries
- Cost effective mine tire - EUR/h



AVAILABLE SIZES

- 26.5R25 - T845483
- 29.5R25 - T845482

NOKIAN TYRES NORDMAN MINE E-4

ALL SIZES

Product code	Size	LI/SS	TL/TT	Rim	Permitted rims	Width (mm)	Diameter (mm)	Loaded static radius (mm)	Rolling circumference (mm)	Pressure (kPa)	Max. inflation pressure (kPa)	Tread depth (mm)	Tread code	Min. dual spacing (mm)	Load capacity, kg					
															Speed (km/h)					
															20	25	30	35	40	50
T845483	26.5R25	209A2 (193B)	TL	22.00/3.0	22.00/3.0IF	682	1798	769	5353	575	700	55	E-4	808	15540	14800	14245	13690	12950	11655
T845482	29.5R25	216A2 (200B)	TL	25.00/3.5	25.00/3.5IF	768	1921	817	5749	575	700	60	E-4	900	18815	17920	17250	16575	15680	14110

NOKIAN TYRES NORDMAN MINE E-4 26.5R25 - T845483

Product code	Size	LI/SS	TL/TT	Rim	Permitted rims	Width (mm)	Diameter (mm)	Loaded static radius (mm)	Rolling circumference (mm)	Pressure (kPa)	Max. inflation pressure (kPa)	Tread depth (mm)	Tread code	Min. dual spacing (mm)
T845483	26.5R25	209A2 (193B)	TL	22.00/3.0	22.00/3.0IF	682	1798	769	5353	575	700	55	E-4	808

LOAD CAPACITY FOR WHEEL LOADER, KG

Pressure (kPa)	0 km/h	1 km/h	5 km/h	10 km/h	15 km/h	20 km/h	25 km/h	30 km/h	35 km/h	40 km/h	50 km/h
400	22545	18320	16065	14090	12260	11835	11275	10850	10430	9865	8880
425	23595	19170	16810	14745	12830	12390	11800	11355	10915	10325	9290
450	24630	20010	17550	15395	13390	12930	12315	11855	11390	10775	9700
500	26655	21655	18990	16660	14495	13995	13325	12825	12330	11660	10495
525	27650	22465	19700	17280	15035	14515	13825	13305	12785	12095	10885
550	28630	23260	20400	17895	15565	15030	14315	13780	13240	12525	11275
575	29600	24050	21090	18500	16095	15540	14800	14245	13690	12950	11655

WATER AND SALT BALLASTING

Tire volume 100%		Water filling 75%		Water/salt filling (75% / -30°C)				Total weight increase	
Litres	Gallons	Litres	Gallons	Water		Salt		kg	lbs
				Litres	Gallons	kg	lbs		
896	237	672	178	551	146	281	620	832	1834

(CaCl₂, 75%, -30°C) Always use a tube when filled with water/salt.

TUBES AND VALVES

Tubeless valve TR650

NOKIAN TYRES NORDMAN MINE E-4 29.5R25 - T845482

Product code	Size	LI/SS	TL/TT	Rim	Permitted rims	Width (mm)	Diameter (mm)	Loaded static radius (mm)	Rolling circumference (mm)	Pressure (kPa)	Max. inflation pressure (kPa)	Tread depth (mm)	Tread code	Min. dual spacing (mm)
T845482	29.5R25	216A2 (200B)	TL	25.00/3.5	25.00/3.5IF	768	1921	817	5749	575	700	60	E-4	900

LOAD CAPACITY FOR WHEEL LOADER, KG

Pressure (kPa)	0 km/h	1 km/h	5 km/h	10 km/h	15 km/h	20 km/h	25 km/h	30 km/h	35 km/h	40 km/h	50 km/h
400	27300	22180	19450	17060	14845	14330	13650	13140	12625	11945	10750
425	28570	23215	20355	17855	15535	15000	14285	13750	13215	12500	11250
450	29820	24230	21250	18640	16215	15655	14910	14350	13790	13045	11740
500	32275	26220	22995	20170	17550	16945	16135	15530	14925	14120	12710
525	33475	27200	23850	20925	18205	17575	16740	16110	15485	14645	13180
550	34665	28165	24700	21665	18850	18200	17330	16680	16030	15165	13650
575	35840	29120	25535	22400	19490	18815	17920	17250	16575	15680	14110

WATER AND SALT BALLASTING

Tire volume 100%		Water filling 75%		Water/salt filling (75% / -30°C)				Total weight increase	
Litres	Gallons	Litres	Gallons	Water		Salt		kg	lbs
				Litres	Gallons	kg	lbs		
1196	316	897	237	736	194	375	827	1111	2449

(CaCl₂, 75%, -30°C) Always use a tube when filled with water/salt.

TUBES AND VALVES

Tubeless valve TR650



— PORTS AND TERMINALS

The relentless lifting, moving and transporting of heavy loads, requires besides high load bearing capacity absolute precision and stability from the tires. The much praised wear resistance of our container and material handling tires is based on thorough material and structure development.

nokian[®]
TYRES

PORTS AND TERMINALS TIRES

REACH STACKER



341
Nokian Tyres
HTS G2 E-4



347
Nokian Tyres
HTS G2 L-4S

WHEELED EXCAVATOR



363
Nokian Tyres
Armor Gard 2

REACH STACKER LOAD AXLE USE



351
Nokian Tyres
HTS G2 L-5S

FORK LIFT



354
Nokian Tyres
Armor Gard

RTG



357
Nokian Tyres
RTG

TERMINAL TRACTOR

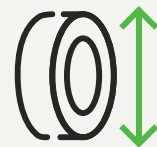


360
Nokian Tyres
HTS Tugger

NOKIAN TYRES HTS G2 E-4

KEEP THE GOODS MOVING – EFFICIENTLY AND ECONOMICALLY

- Supported blocks with chamfered edges improve tire cooling and turning properties.
- Bias carcass structure improves the tire stability and enables effective loading operations.
- Harbour-specific tread compound enables excellent service life.



AVAILABLE SIZES

- 14.00-24 - T445710
- 16.00-25 - T445711
- 18.00-25 - T445637
- 18.00-33 - T445662

NOKIAN TYRES HTS G2 E-4

ALL SIZES

Product code	Size	LI/SS	Ply rating	TL/TT	Rim	Permitted rims	Width (mm)	Diameter (mm)	Loaded static radius (mm)	Rolling circumference (mm)	Pressure (kPa)	Max. inflation pressure (kPa)	Tread depth (mm)	Tread code	Tube product code	Min. dual spacing (mm)	Load capacity for load wheel, kg					
																	Speed (km/h)					
																	0	1	5	10	20	25
T445710	14.00-24	188A5	28	TL	10.00WA	10.00VA	390	1397	640	4197	1000	1000	48	E-4	T55767	450	15000	13000	13000	13000	13000	13000
T445711	16.00-25	199A5	36	TL	11.25/2.0	11.25/2.0 IF, 13.00/2.0	453	1537	694	4606	1000	1000	57	E-4	T55810	518	20400	17680	17680	17680	17680	17680
T445637	18.00-25	207A5	40	TL	13.00/2.5	13.00/2.5 IF, 15.00/2.5	538	1667	765	5100	1000	1000	58	E-4	T55831	598	26250	22750	22750	22750	22750	22750
T445662	18.00-33	214A5	40	TL	13.00/2.5	13.00/2.5 IF	512	1866	849	5649	1000	1000	70	E-4		598	31800	27560	27560	27560	27560	27560

NOKIAN TYRES HTS G2 E-4 14.00-24 - T445710

Product code	Size	LI/SS	Ply rating	TL/TT	Rim	Permitted rims	Width (mm)	Diameter (mm)	Loaded static radius (mm)	Rolling circumference (mm)	Pressure (kPa)	Max. inflation pressure (kPa)	Tread depth (mm)	Tread code	Tube product code	Min. dual spacing (mm)
T445710	14.00-24	188A5	28	TL	10.00WA	10.00VA	390	1397	640	4197	1000	1000	48	E-4	T55767	450

LOAD CAPACITY FOR REACH STACKER, KG

Pressure (kPa)	Load wheel						Steer wheel					
	0 km/h	1 km/h	5 km/h	10 km/h	20 km/h	25 km/h	0 km/h	1 km/h	5 km/h	10 km/h	20 km/h	25 km/h
1000	15000	13000	13000	13000	13000	13000	12000	10500	10500	10500	10000	10000

WATER AND SALT BALLASTING

Tire volume 100%		Water filling 75%		Water/salt filling (75% / -30°C)				Total weight increase	
Litres	Gallons	Litres	Gallons	Water		Salt		kg	lbs
				Litres	Gallons	kg	lbs		
232	61	174	46	143	38	73	160	216	476

(CaCl2, 75%, -30°C) Always use a tube when filled with water/salt.

TUBES AND VALVES

Tube product code T55767	Tube valve TR1175A
Tubeless valve TR650	

STUDDABLE

Studdable
Yes

NOKIAN TYRES HTS G2 E-4 16.00-25 - T445711

Product code	Size	LI/SS	Ply rating	TL/TT	Rim	Permitted rims	Width (mm)	Diameter (mm)	Loaded static radius (mm)	Rolling circumference (mm)	Pressure (kPa)	Max. inflation pressure (kPa)	Tread depth (mm)	Tread code	Tube product code	Min. dual spacing (mm)
T445711	16.00-25	199A5	36	TL	11.25/2.0	11.25/2.0 IF, 13.00/2.0	453	1537	694	4606	1000	1000	57	E-4	T55810	518

LOAD CAPACITY FOR REACH STACKER, KG

Pressure (kPa)	Load wheel						Steer wheel					
	0 km/h	1 km/h	5 km/h	10 km/h	20 km/h	25 km/h	0 km/h	1 km/h	5 km/h	10 km/h	20 km/h	25 km/h
1000	20400	17680	17680	17680	17680	17680	16320	14280	14280	14280	13600	13600

WATER AND SALT BALLASTING

Tire volume 100%		Water filling 75%		Water/salt filling (75% / -30°C)				Total weight increase	
Litres	Gallons	Litres	Gallons	Water		Salt		kg	lbs
				Litres	Gallons	kg	lbs		
314	83	236	62	193	51	99	217	292	644

(CaCl2, 75%, -30°C) Always use a tube when filled with water/salt.

TUBES AND VALVES

Tube product code T55810	Tube valve TRJ1175
Tubeless valve TR650	

STUDDABLE

Studdable Yes

NOKIAN TYRES HTS G2 E-4 18.00-25 - T445637

Product code	Size	LI/SS	Ply rating	TL/TT	Rim	Permitted rims	Width (mm)	Diameter (mm)	Loaded static radius (mm)	Rolling circumference (mm)	Pressure (kPa)	Max. inflation pressure (kPa)	Tread depth (mm)	Tread code	Tube product code	Min. dual spacing (mm)
T445637	18.00-25	207A5	40	TL	13.00/2.5	13.00/2.5 IF, 15.00/2.5	538	1667	765	5100	1000	1000	58	E-4	T55831	598

LOAD CAPACITY FOR REACH STACKER, KG

Pressure (kPa)	Load wheel						Steer wheel					
	0 km/h	1 km/h	5 km/h	10 km/h	20 km/h	25 km/h	0 km/h	1 km/h	5 km/h	10 km/h	20 km/h	25 km/h
1000	26250	22750	22750	22750	22750	22750	21000	18375	18375	18375	17500	17500

WATER AND SALT BALLASTING

Tire volume 100%		Water filling 75%		Water/salt filling (75% / -30°C)				Total weight increase	
Litres	Gallons	Litres	Gallons	Water		Salt		kg	lbs
				Litres	Gallons	kg	lbs		
470	124	353	93	289	76	147	325	436	961

(CaCl2, 75%, -30°C) Always use a tube when filled with water/salt.

TUBES AND VALVES

Tube product code T55831	Tube valve TR J1175
Tubeless valve TR650	

STUDDABLE

Studdable
Yes

NOKIAN TYRES HTS G2 E-4 18.00-33 - T445662

Product code	Size	LI/SS	Ply rating	TL/TT	Rim	Permitted rims	Width (mm)	Diameter (mm)	Loaded static radius (mm)	Rolling circumference (mm)	Pressure (kPa)	Max. inflation pressure (kPa)	Tread depth (mm)	Tread code	Min. dual spacing (mm)
T445662	18.00-33	214A5	40	TL	13.00/2.5	13.00/2.5 IF	512	1866	849	5649	1000	1000	70	E-4	598

LOAD CAPACITY FOR REACH STACKER, KG

Pressure (kPa)	Load wheel						Steer wheel					
	0 km/h	1 km/h	5 km/h	10 km/h	20 km/h	25 km/h	0 km/h	1 km/h	5 km/h	10 km/h	20 km/h	25 km/h
1000	31800	27560	27560	27560	27560	27560	25440	22260	22260	22260	21200	21200

WATER AND SALT BALLASTING

Tire volume 100%		Water filling 75%		Water/salt filling (75% / -30°C)				Total weight increase	
Litres	Gallons	Litres	Gallons	Water		Salt		kg	lbs
				Litres	Gallons	kg	lbs		
520	137	390	103	320	85	163	360	483	1065

(CaCl2, 75%, -30°C) Always use a tube when filled with water/salt.

TUBES AND VALVES

Tubeless valve TR650

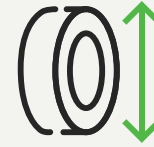
STUDDABLE

Studdable Yes

NOKIAN TYRES HTS G2 L-4S

HARD-WEARING REACH STACKER TIRE WITH SLICK, SMOOTH TREAD

- Deep, long-lasting smooth tread for extensive tire service life and puncture resistance.
- Bias carcass structure improves the tire stability and enables effective loading operations.
- Harbour-specific tread compound enables excellent service life.



AVAILABLE SIZES

- 18.00-25 - T445638
- 18.00-33 - T445663

NOKIAN TYRES HTS G2 L-4S

ALL SIZES

Product code	Size	LI/SS	Ply rating	TL/TT	Rim	Permitted rims	Width (mm)	Diameter (mm)	Loaded static radius (mm)	Rolling circumference (mm)	Pressure (kPa)	Max. inflation pressure (kPa)	Tread depth (mm)	Tread code	Tube product code	Min. dual spacing (mm)	Load capacity for load wheel, kg					
																	Speed (km/h)					
																	0	1	5	10	20	25
T445638	18.00-25	207A5	40	TL	13.00/2.5	13.00/2.5 IF, 15.00/2.5	538	1667	770	5000	1000	1000	59	L-4S	T55831	598	26250	22750	22750	22750	22750	22750
T445663	18.00-33	214A5	40	TL	13.00/2.5	13.00/2.5 IF	519	1860	849	5667	1000	1000	60	L-4S		598	31800	27560	27560	27560	27560	27560

NOKIAN TYRES HTS G2 L-4S 18.00-25 - T445638

Product code	Size	LI/SS	Ply rating	TL/TT	Rim	Permitted rims	Width (mm)	Diameter (mm)	Loaded static radius (mm)	Rolling circumference (mm)	Pressure (kPa)	Max. inflation pressure (kPa)	Tread depth (mm)	Tread code	Tube product code	Min. dual spacing (mm)
T445638	18.00-25	207A5	40	TL	13.00/2.5	13.00/2.5 IF, 15.00/2.5	538	1667	770	5000	1000	1000	59	L-4S	T55831	598

LOAD CAPACITY FOR REACH STACKER, KG

Pressure (kPa)	Load wheel						Steer wheel					
	0 km/h	1 km/h	5 km/h	10 km/h	20 km/h	25 km/h	0 km/h	1 km/h	5 km/h	10 km/h	20 km/h	25 km/h
1000	26250	22750	22750	22750	22750	22750	21000	18375	18375	18375	17500	17500

WATER AND SALT BALLASTING

Tire volume 100%		Water filling 75%		Water/salt filling (75% / -30°C)				Total weight increase	
Litres	Gallons	Litres	Gallons	Water		Salt		kg	lbs
				Litres	Gallons	kg	lbs		
470	124	353	93	289	76	147	325	436	961

(CaCl₂, 75%, -30°C) Always use a tube when filled with water/salt.

TUBES AND VALVES

Tube product code T55831	Tube valve TR J1175
Tubeless valve TR650	

STUDDABLE

Studdable Yes

NOKIAN TYRES HTS G2 L-4S 18.00-33 - T445663

Product code	Size	LI/SS	Ply rating	TL/TT	Rim	Permitted rims	Width (mm)	Diameter (mm)	Loaded static radius (mm)	Rolling circumference (mm)	Pressure (kPa)	Max. inflation pressure (kPa)	Tread depth (mm)	Tread code	Min. dual spacing (mm)
T445663	18.00-33	214A5	40	TL	13.00/2.5	13.00/2.5 IF	519	1860	849	5667	1000	1000	60	L-4S	598

LOAD CAPACITY FOR REACH STACKER, KG

Pressure (kPa)	Load wheel						Steer wheel					
	0 km/h	1 km/h	5 km/h	10 km/h	20 km/h	25 km/h	0 km/h	1 km/h	5 km/h	10 km/h	20 km/h	25 km/h
1000	31800	27560	27560	27560	27560	27560	25440	22260	22260	22260	21200	21200

WATER AND SALT BALLASTING

Tire volume 100%		Water filling 75%		Water/salt filling (75% / -30°C)				Total weight increase	
Litres	Gallons	Litres	Gallons	Water		Salt		kg	lbs
				Litres	Gallons	kg	lbs		
520	137	390	103	320	85	163	360	483	1065

(CaCl₂, 75%, -30°C) Always use a tube when filled with water/salt.

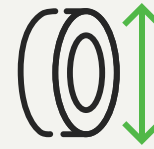
TUBES AND VALVES

Tubeless valve TR650

NOKIAN TYRES HTS G2 L-5S

**LONG-LASTING FRONT TIRE FOR REACH
STACKERS – THE SMOOTH, EXTRA-DEEP
TREAD OFFERS MORE WORKING HOURS**

- Extra-deep, long-lasting smooth tread increases tread durability and puncture resistance.
- Bias carcass structure improves the tire stability and enables effective loading operations.
- Harbour-specific tread compound enables excellent service life.



AVAILABLE SIZES

- 18.00-25 - T445805



NOKIAN TYRES HTS G2 L-5S

ALL SIZES

Product code	Size	LI/SS	Ply rating	TL/TT	Rim	Permitted rims	Width (mm)	Diameter (mm)	Loaded static radius (mm)	Rolling circumference (mm)	Pressure (kPa)	Max. inflation pressure (kPa)	Tread depth (mm)	Tread code	Tube product code	Min. dual spacing (mm)	Load capacity for load wheel, kg					
																	Speed (km/h)					
																	0	1	5	10	20	25
T445805	18.00-25	207A5	40	TL	13.00/2.5	13.00/2.5 IF, 15.00/2.5	524	1669	745	5032	1000	1000	79	L-5S	T55831	598	26250	22750	22750	22750	22750	22750

NOKIAN TYRES HTS G2 L-5S 18.00-25 - T445805

Product code	Size	LI/SS	Ply rating	TL/TT	Rim	Permitted rims	Width (mm)	Diameter (mm)	Loaded static radius (mm)	Rolling circumference (mm)	Pressure (kPa)	Max. inflation pressure (kPa)	Tread depth (mm)	Tread code	Tube product code	Min. dual spacing (mm)
T445805	18.00-25	207A5	40	TL	13.00/2.5	13.00/2.5 IF, 15.00/2.5	524	1669	745	5032	1000	1000	79	L-5S	T55831	598

LOAD CAPACITY FOR REACH STACKER LOAD AXLE USE, KG

Pressure (kPa)	Load wheel					
	0 km/h	1 km/h	5 km/h	10 km/h	20 km/h	25 km/h
1000	26250	22750	22750	22750	22750	22750

WATER AND SALT BALLASTING

Tire volume 100%		Water filling 75%		Water/salt filling (75% / -30°C)				Total weight increase	
Litres	Gallons	Litres	Gallons	Water		Salt		kg	lbs
				Litres	Gallons	kg	lbs		
405	107	304	80	249	66	127	280	376	829

(CaCl2, 75%, -30°C) Always use a tube when filled with water/salt.

TUBES AND VALVES

Tube product code T55831	Tube valve TR J1175
Tubeless valve TR650	

STUDDABLE

Studdable Yes

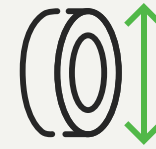
NOKIAN TYRES ARMOR GARD

LONG SERVICE LIFE FOR MATERIAL HANDLING MACHINES AND LOADERS

- Strong tire carcass enables precise steering and stability.
- Special rubber compound optimized for harbor use gives an excellent service life.
- Sturdy structure enables long service life as well as great retreading properties.



2026-07-07



AVAILABLE SIZES

- 12.00-20 - T445459

NOKIAN TYRES ARMOR GARD

ALL SIZES

Product code	Size	LI/SS	Ply rating	TL/TT	Rim	Permitted rims	Width (mm)	Diameter (mm)	Loaded static radius (mm)	Rolling circumference (mm)	Pressure (kPa)	Max. inflation pressure (kPa)	Tread depth (mm)	Tread code	Tube product code	Min. dual spacing (mm)	Load capacity for load wheel, kg						
																	Speed (km/h)						
																	0	1	5	10	20	25	
T445459	12.00-20	176A5 (176A5)	20	TT	8.5	9.0	329	1149	521	3431	1000	1000	25.5	E-2	T52810	378	10720	9230	9230	9230	9230	9230	9230

NOKIAN TYRES ARMOR GARD 12.00-20 - T445459

Product code	Size	LI/SS	Ply rating	TL/TT	Rim	Permitted rims	Width (mm)	Diameter (mm)	Loaded static radius (mm)	Rolling circumference (mm)	Pressure (kPa)	Max. inflation pressure (kPa)	Tread depth (mm)	Tread code	Tube product code	Min. dual spacing (mm)
T445459	12.00-20	176A5 (176A5)	20	TT	8.5	9.0	329	1149	521	3431	1000	1000	25.5	E-2	T52810	378

LOAD CAPACITY FOR FORK LIFT, KG

Pressure (kPa)	Load wheel						Steer wheel					
	0 km/h	1 km/h	5 km/h	10 km/h	20 km/h	25 km/h	0 km/h	1 km/h	5 km/h	10 km/h	20 km/h	25 km/h
800	9410	8100	8100	8100	8100	8100	7475	6545	6545	6545	6230	6230
825	9580	8250	8250	8250	8250	8250	7615	6660	6660	6660	6345	6345
850	9750	8395	8395	8395	8395	8395	7745	6780	6780	6780	6455	6455
875	9915	8535	8535	8535	8535	8535	7880	6895	6895	6895	6565	6565
900	10080	8680	8680	8680	8680	8680	8010	7010	7010	7010	6675	6675
925	10245	8820	8820	8820	8820	8820	8140	7125	7125	7125	6785	6785
950	10405	8955	8955	8955	8955	8955	8270	7235	7235	7235	6890	6890
975	10565	9095	9095	9095	9095	9095	8395	7345	7345	7345	6995	6995
1000	10720	9230	9230	9230	9230	9230	8520	7455	7455	7455	7100	7100

WATER AND SALT BALLASTING

Tire volume 100%		Water filling 75%		Water/salt filling (75% / -30°C)				Total weight increase	
Litres	Gallons	Litres	Gallons	Water		Salt		kg	lbs
				Litres	Gallons	kg	lbs		
145	38	109	29	89	24	45	100	134	295

(CaCl2, 75%, -30°C) Always use a tube when filled with water/salt.

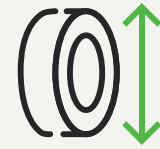
TUBES AND VALVES

Tube product code T52810	Tube valve V3.02.16
-----------------------------	------------------------

NOKIAN TYRES RTG

MORE AGILITY AND DURABILITY FOR THE RTG CRANES

- Tread pattern and tire shape that allow the wheel to turn more easily.
- Low heat build-up slows down tire wear and gives it more operating hours.
- Special rubber compound optimized for harbour use.



AVAILABLE SIZES

- 14.00-24 - T445471

NOKIAN TYRES RTG

ALL SIZES

Product code	Size	LI/SS	Ply rating	TL/TT	Rim	Permitted rims	Width (mm)	Diameter (mm)	Loaded static radius (mm)	Rolling circumference (mm)	Pressure (kPa)	Max. inflation pressure (kPa)	Tread depth (mm)	Tread code	Tube product code	Min. dual spacing (mm)	Load capacity, kg				
																	Speed (km/h)				
																	0	5	10	20	25
T445471	14.00-24	188A5	28	TL	10.00W	10.00WA, 10.00VA	392	1363	629	4147	1000	1000	23	E-2	T55767	450	15000	13000	13000	13000	13000

NOKIAN TYRES RTG 14.00-24 - T445471

Product code	Size	LI/SS	Ply rating	TL/TT	Rim	Permitted rims	Width (mm)	Diameter (mm)	Loaded static radius (mm)	Rolling circumference (mm)	Pressure (kPa)	Max. inflation pressure (kPa)	Tread depth (mm)	Tread code	Tube product code	Min. dual spacing (mm)
T445471	14.00-24	188A5	28	TL	10.00W	10.00WA, 10.00VA	392	1363	629	4147	1000	1000	23	E-2	T55767	450

LOAD CAPACITY FOR RTG, KG

Pressure (kPa)	0 km/h	5 km/h	10 km/h	20 km/h	25 km/h
1000	15000	13000	13000	13000	13000

WATER AND SALT BALLASTING

Tire volume 100%		Water filling 75%		Water/salt filling (75% / -30°C)				Total weight increase	
				Water		Salt			
Litres	Gallons	Litres	Gallons	Litres	Gallons	kg	lbs	kg	lbs
225	59	169	45	138	37	71	156	209	461

(CaCl₂, 75%, -30°C) Always use a tube when filled with water/salt.

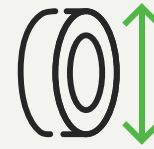
TUBES AND VALVES

Tube product code T55767	Tube valve TR1175A
Tubeless valve TR650	

NOKIAN TYRES HTS TUGGER

MASSIVE LOAD CAPACITY FOR TERMINAL TRACTORS

- Sturdy multi-layer structure enables exceptional load-bearing capacity.
- Optimized for predictable handling.
- Designed to be as low as possible without compromising other qualities, making it ideal for terminal tractor use.



AVAILABLE SIZES

- 315/60R22.5 - T445221

NOKIAN TYRES HTS TUGGER

ALL SIZES

Product code	Size	LI/SS	Reinforced code	TL/TT	Rim	Permitted rims	Width (mm)	Diameter (mm)	Loaded static radius (mm)	Rolling circumference (mm)	Pressure (kPa)	Max. inflation pressure (kPa)	Tread depth (mm)	Tread code	Min. dual spacing (mm)	Load capacity, kg					
																Speed (km/h)					
																1	5	10	20	25	35
T445221	315/60R22.5	174A5	SB	TL	9.00	9.75	302	948	425	2890	1000	1000	21	IND-3	376	8710	8710	8710	7540	7540	6700

NOKIAN TYRES HTS TUGGER 315/60R22.5 - T445221

Product code	Size	LI/SS	Reinforced code	TL/TT	Rim	Permitted rims	Width (mm)	Diameter (mm)	Loaded static radius (mm)	Rolling circumference (mm)	Pressure (kPa)	Max. inflation pressure (kPa)	Tread depth (mm)	Tread code	Min. dual spacing (mm)
T445221	315/60R22.5	174A5	SB	TL	9.00	9.75	302	948	425	2890	1000	1000	21	IND-3	376

LOAD CAPACITY FOR TERMINAL TRACTOR, KG

Pressure (kPa)	0 km/h	1 km/h	5 km/h	10 km/h	20 km/h	25 km/h	35 km/h
900	8050	8050	8050	8050	6965	6965	6190
925	8215	8215	8215	8215	7110	7110	6320
950	8380	8380	8380	8380	7255	7255	6445
975	8545	8545	8545	8545	7395	7395	6575
1000	8710	8710	8710	8710	7540	7540	6700

WATER AND SALT BALLASTING

Tire volume 100%		Water filling 75%		Water/salt filling (75% / -30°C)				Total weight increase	
Litres	Gallons	Litres	Gallons	Water		Salt		kg	lbs
				Litres	Gallons	kg	lbs		
86	23	65	17	53	14	27	59	80	176

(CaCl₂, 75%, -30°C) Always use a tube when filled with water/salt.

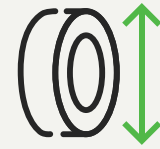
TUBES AND VALVES

Tubeless valve 155MS

NOKIAN TYRES ARMOR GARD 2

PREMIUM STABILITY FOR URBAN EXCAVATION

- Strong tire carcass enables precise steering and stability by absorbing shocks and swings.
- Long service life due to wider, improved tread pattern.
- The sharp shoulders and straight sidewalls prevent sidewall damages.



AVAILABLE SIZES

- 10.00-20 - T445649
- 11.00-20 - T445650

NOKIAN TYRES ARMOR GARD 2

ALL SIZES

Product code	Size	LI/SS	Ply rating	TL/TT	Rim	Permitted rims	Width (mm)	Diameter (mm)	Loaded static radius (mm)	Rolling circumference (mm)	Pressure (kPa)	Max. inflation pressure (kPa)	Tread depth (mm)	Tread code	Tube product code	Min. dual spacing (mm)	Load capacity, kg					
																	Speed (km/h)					
																	25	30	35	40	45	50
T445649	10.00-20	148B (164A5)	16	TT	7.5	8.0	283	1066	500	3173	750	900	21	E-2	T52620	334	4000	3845	3685	3495	3340	3150
T445650	11.00-20	151B (170A5)	16	TT	8.0	8.5	306	1106	518	3361	750	900	23	E-2	T52720	352	4380	4210	4035	3830	3655	3450

NOKIAN TYRES ARMOR GARD 2 10.00-20 - T445649

Product code	Size	LI/SS	Ply rating	TL/TT	Rim	Permitted rims	Width (mm)	Diameter (mm)	Loaded static radius (mm)	Rolling circumference (mm)	Pressure (kPa)	Max. inflation pressure (kPa)	Tread depth (mm)	Tread code	Tube product code	Min. dual spacing (mm)
T445649	10.00-20	148B (164A5)	16	TT	7.5	8.0	283	1066	500	3173	750	900	21	E-2	T52620	334

LOAD CAPACITY FOR WHEELED EXCAVATOR, KG

Pressure (kPa)	0 km/h	1 km/h	5 km/h	10 km/h	15 km/h	20 km/h	25 km/h	30 km/h	35 km/h	40 km/h	45 km/h	50 km/h
550	6340	5140	4520	3970	3445	3320	3170	3045	2920	2770	2645	2495
575	6555	5315	4670	4105	3560	3435	3280	3150	3020	2865	2735	2580
600	6770	5490	4825	4235	3675	3545	3385	3250	3120	2960	2825	2665
625	6980	5660	4975	4370	3790	3655	3490	3350	3215	3050	2910	2745
650	7185	5830	5120	4500	3905	3765	3595	3450	3310	3140	3000	2830
675	7395	5995	5270	4630	4015	3870	3695	3550	3405	3230	3085	2910
700	7600	6160	5415	4755	4130	3980	3800	3650	3500	3320	3170	2990
725	7800	6325	5560	4885	4240	4085	3900	3745	3595	3410	3255	3070
750	8000	6490	5700	5010	4345	4190	4000	3845	3685	3495	3340	3150

SUITABLE SPACER RING FOR DUAL MOUNTING - HTTSR00001 TYRE SPACER RING 75mm

WATER AND SALT BALLASTING

Tire volume 100%		Water filling 75%		Water/salt filling (75% / -30°C)				Total weight increase	
Litres	Gallons	Litres	Gallons	Water		Salt		kg	lbs
				Litres	Gallons	kg	lbs		
105	28	79	21	65	17	33	73	98	216

TUBES AND VALVES

Tube product code	Tube valve
T52620	TR78

(CaCl2, 75%, -30°C) Always use a tube when filled with water/salt.

NOKIAN TYRES ARMOR GARD 2 11.00-20 - T445650

Product code	Size	LI/SS	Ply rating	TL/TT	Rim	Permitted rims	Width (mm)	Diameter (mm)	Loaded static radius (mm)	Rolling circumference (mm)	Pressure (kPa)	Max. inflation pressure (kPa)	Tread depth (mm)	Tread code	Tube product code	Min. dual spacing (mm)
T445650	11.00-20	151B (170A5)	16	TT	8.0	8.5	306	1106	518	3361	750	900	23	E-2	T52720	352

LOAD CAPACITY FOR WHEELED EXCAVATOR, KG

Pressure (kPa)	0 km/h	1 km/h	5 km/h	10 km/h	15 km/h	20 km/h	25 km/h	30 km/h	35 km/h	40 km/h	45 km/h	50 km/h
550	6945	5630	4950	4345	3775	3635	3470	3335	3200	3035	2900	2735
575	7180	5825	5115	4495	3900	3760	3590	3450	3305	3140	2995	2825
600	7415	6010	5280	4640	4025	3880	3705	3560	3415	3240	3095	2920
625	7645	6200	5445	4785	4155	4000	3820	3670	3520	3340	3190	3010
650	7870	6385	5610	4925	4275	4120	3935	3780	3625	3440	3285	3100
675	8095	6565	5770	5070	4400	4240	4050	3890	3730	3540	3380	3190
700	8320	6750	5930	5210	4520	4355	4160	3995	3835	3635	3475	3275
725	8545	6930	6090	5350	4640	4475	4270	4105	3935	3735	3565	3365
750	8765	7105	6245	5485	4760	4590	4380	4210	4035	3830	3655	3450

WATER AND SALT BALLASTING

Tire volume 100%		Water filling 75%		Water/salt filling (75% / -30°C)				Total weight increase	
Litres	Gallons	Litres	Gallons	Water		Salt		kg	lbs
				Litres	Gallons	kg	lbs		
120	32	90	24	74	20	38	83	112	247

TUBES AND VALVES

Tube product code	Tube valve
T52720	TR179

(CaCl₂, 75%, -30°C) Always use a tube when filled with water/salt.



EARTHMOVING AND ROAD MAINTENANCE

Nokian Heavy Tyres produces tires for wheel loaders, excavators, graders, backhoe loaders and waste treatment machines. These tires offer supreme grip, driving comfort and durability. Tools for effortless and efficient contracting.

nokian
TYRES

EARTHMOVING AND ROAD MAINTENANCE TIRES

WHEEL LOADER



369
Nokian Tyres
Ground King
Loader



373
Nokian Tyres
Hakkapeliitta
Loader



379
Nokian Tyres
Loader Grip



384
Nokian Tyres
Loader Grip 2

BACKHOE LOADER



387
Nokian Tyres
Ground Kare



396
Nokian Tyres
Ground Kare
Semi-Slick

ROAD GRADER



373
Nokian Tyres
Hakkapeliitta
Loader

WHEELED EXCAVATOR



399
Nokian Tyres
Armor Gard 2



401
Nokian Tyres
Excavator

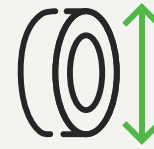


387
Nokian Tyres
Ground Kare

NOKIAN TYRES GROUND KING LOADER

STABLE AND VERSATILE LOADER TIRE WITH EXCELLENT SOFT SOIL GRIP AND ROAD HANDLING

- The Hybrilug™ technology combines the advantages of block and lug pattern, enabling smooth and silent ride on various terrains.
- Excellent self-cleaning properties improve grip for increased productivity on soft soil.
- Accurate, stable and comfortable working is ensured by the strong radial carcass with tough shoulders.



AVAILABLE SIZES

- 17.5R25 - T445874
- 20.5R25 - T445796



NOKIAN TYRES GROUND KING LOADER

ALL SIZES

Product code	Size	LI/SS	Ply rating	Reinforced code	TL/TT	Rim	Permitted rims	Width (mm)	Diameter (mm)	Loaded static radius (mm)	Rolling circumference (mm)	Pressure (kPa)	Max. inflation pressure (kPa)	Tread depth (mm)	Tread code	Min. dual spacing (mm)	Load capacity, kg					
																	Speed (km/h)					
																	20	25	30	35	40	50
T445874	17.5R25	176A2	★	SB	TL	14.00/1.5	14.00/1.3 DC, 13.00/1.4 DC	425	1351	532	4065	450	450	46	L-3	534	5965	5680	5465	5255	4970	4475
T445796	20.5R25	186A2	★	SB	TL	17.00/2.0	17.00/2.0IF, 17.00/1.7	516	1488	645	4506	450	450	48	L-3	624	7980	7600	7315	7030	6650	5985

NOKIAN TYRES GROUND KING LOADER 17.5R25 - T445874

Product code	Size	LI/SS	Ply rating	Reinforced code	TL/TT	Rim	Permitted rims	Width (mm)	Diameter (mm)	Loaded static radius (mm)	Rolling circumference (mm)	Pressure (kPa)	Max. inflation pressure (kPa)	Tread depth (mm)	Tread code	Min. dual spacing (mm)
T445874	17.5R25	176A2	★	SB	TL	14.00/1.5	14.00/1.3 DC, 13.00/1.4 DC	425	1351	532	4065	450	450	46	L-3	534

LOAD CAPACITY FOR WHEEL LOADER, KG

Pressure (kPa)	0 km/h	1 km/h	5 km/h	10 km/h	15 km/h	20 km/h	25 km/h	30 km/h	35 km/h	40 km/h	50 km/h
300	8380	6810	5970	5240	4555	4400	4190	4035	3875	3665	3300
325	8900	7230	6340	5560	4840	4670	4450	4285	4115	3895	3505
350	9410	7645	6705	5880	5115	4940	4705	4530	4350	4115	3705
375	9910	8050	7060	6195	5390	5200	4955	4770	4585	4335	3900
400	10400	8450	7410	6500	5655	5460	5200	5005	4810	4550	4095
425	10885	8845	7755	6800	5920	5715	5440	5240	5035	4760	4285
450	11360	9230	8095	7100	6175	5965	5680	5465	5255	4970	4475

WATER AND SALT BALLASTING

Tire volume 100%		Water filling 75%		Water/salt filling (75% / -30°C)				Total weight increase	
				Water		Salt			
Litres	Gallons	Litres	Gallons	Litres	Gallons	kg	lbs	kg	lbs
292	77	219	58	180	47	92	202	272	600

(CaCl₂, 75%, -30°C) Always use a tube when filled with water/salt.

TUBES AND VALVES

Tubeless valve TR650

STUDDABLE

Studdable Yes	Number of studs 184 pcs
Marked stud positions on tread	Recommended stud 16-19

NOKIAN TYRES GROUND KING LOADER 20.5R25 - T445796

Product code	Size	LI/SS	Ply rating	Reinforced code	TL/TT	Rim	Permitted rims	Width (mm)	Diameter (mm)	Loaded static radius (mm)	Rolling circumference (mm)	Pressure (kPa)	Max. inflation pressure (kPa)	Tread depth (mm)	Tread code	Min. dual spacing (mm)
T445796	20.5R25	186A2	★	SB	TL	17.00/2.0	17.00/2.0IF, 17.00/1.7	516	1488	645	4506	450	450	48	L-3	624

LOAD CAPACITY FOR WHEEL LOADER, KG

Pressure (kPa)	0 km/h	1 km/h	5 km/h	10 km/h	15 km/h	20 km/h	25 km/h	30 km/h	35 km/h	40 km/h	50 km/h
200	8275	6720	5895	5170	4500	4345	4135	3980	3825	3620	3260
225	9040	7345	6440	5650	4915	4745	4520	4350	4180	3955	3560
250	9780	7945	6970	6115	5320	5135	4890	4705	4525	4280	3850
275	10505	8535	7485	6565	5715	5515	5255	5055	4860	4595	4135
300	11215	9110	7990	7010	6100	5890	5605	5395	5185	4905	4415
325	11910	9675	8485	7445	6475	6250	5955	5730	5510	5210	4690
350	12590	10230	8970	7870	6845	6610	6295	6060	5820	5510	4955
375	13255	10770	9445	8285	7210	6960	6630	6380	6130	5800	5220
400	13915	11305	9915	8695	7565	7305	6955	6695	6435	6090	5480
425	14560	11830	10375	9100	7920	7645	7280	7010	6735	6370	5735
450	15200	12350	10830	9500	8265	7980	7600	7315	7030	6650	5985

WATER AND SALT BALLASTING

Tire volume 100%		Water filling 75%		Water/salt filling (75% / -30°C)				Total weight increase	
Litres	Gallons	Litres	Gallons	Water		Salt		kg	lbs
				Litres	Gallons	kg	lbs		
476	126	358	94	293	78	150	330	443	977

(CaCl2, 75%, -30°C) Always use a tube when filled with water/salt.

TUBES AND VALVES

Tubeless valve TR650

STUDDABLE

Studdable Yes	Number of studs 192 pcs
Marked stud positions on tread	Recommended stud 16-19

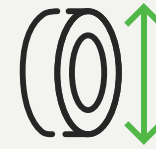
NOKIAN TYRES HAKKAPELIITTA LOADER

ALL-SEASON WHEEL LOADER TIRE WITH GREAT WINTER GRIP

- Aggressive tread design with dense siping gives you the best possible grip on snow and ice.
- All-new rubber compound and non-directional tire tread design ensure long service life and even wear.
- Re-designed carcass structure gives more lifetime and better stability.



2026-07-07



AVAILABLE SIZES

- 14.00R24 - T445691
- 17.5R25 - T445590
- 20.5R25 - T445591
- 23.5R25 - T445592

NOKIAN TYRES HAKKAPELIITTA LOADER

ALL SIZES FOR ROAD GRADER

Product code	Size	LI/SS	Ply rating	Reinforced code	TL/TT	Rim	Permitted rims	Width (mm)	Diameter (mm)	Loaded static radius (mm)	Rolling circumference (mm)	Pressure (kPa)	Max. inflation pressure (kPa)	Tread depth (mm)	Tread code	Tube product code	Min. dual spacing (mm)	M+S	Load capacity, kg					
																			Speed (km/h)					
																			0	10	20	30	40	
T445691	14.00R24	153A8 (176A2)	★	SB	TL	8.00TG	10.00VA, 10.00WA, 10.00W	380	1363	624	4159	375	550	24	L-2	T55767	434	Yes	3650	3650	3650	3650	3650	

ALL SIZES FOR WHEEL LOADER

Product code	Size	LI/SS	Ply rating	Reinforced code	TL/TT	Rim	Permitted rims	Width (mm)	Diameter (mm)	Loaded static radius (mm)	Rolling circumference (mm)	Pressure (kPa)	Max. inflation pressure (kPa)	Tread depth (mm)	Tread code	Tube product code	Min. dual spacing (mm)	M+S	Load capacity, kg						
																			Speed (km/h)						
																			20	25	30	35	40	50	
T445590	17.5R25	176A2 (153A8)	★	SB	TL	14.00/1.5	14.00/1.3 DC, 13.00/1.4 DC	440	1344	593	4078	450	450	28	L-2	T55867	534	Yes	5965	5680	5465	5255	4970	4475	
T445591	20.5R25	186A2 (168B)	★	SB	TL	17.00/2.0	17.00/2.0IF, 17.00/1.7	538	1487	650	4509	450	450	32	L-2		624	Yes	7980	7600	7315	7030	6650	5985	
T445592	23.5R25	195A2 (176B)	★	SB	TL	19.50/2.5	19.50/2.5IF	615	1611	695	4850	450	450	35	L-2		716	Yes	10205	9720	9355	8990	8505	7655	

NOKIAN TYRES HAKKAPELIITTA LOADER 14.00R24 - T445691

Product code	Size	LI/SS	Ply rating	Reinforced code	TL/TT	Rim	Permitted rims	Width (mm)	Diameter (mm)	Loaded static radius (mm)	Rolling circumference (mm)	Pressure (kPa)	Max. inflation pressure (kPa)	Tread depth (mm)	Tread code	Tube product code	Min. dual spacing (mm)	M+S
T445691	14.00R24	153A8 (176A2)	★	SB	TL	8.00TG	10.00VA, 10.00WA, 10.00W	380	1363	624	4159	375	550	24	L-2	T55767	434	Yes

LOAD CAPACITY FOR ROAD GRADER, KG

Pressure (kPa)	0 km/h	10 km/h	20 km/h	30 km/h	40 km/h
200	2280	2280	2280	2280	2280
225	2490	2490	2490	2490	2490
250	2695	2695	2695	2695	2695
275	2890	2890	2890	2890	2890
300	3090	3090	3090	3090	3090
325	3280	3280	3280	3280	3280
350	3465	3465	3465	3465	3465
375	3650	3650	3650	3650	3650

WATER AND SALT BALLASTING

Tire volume 100%		Water filling 75%		Water/salt filling (75% / -30°C)				Total weight increase	
				Water		Salt			
Litres	Gallons	Litres	Gallons	Litres	Gallons	kg	lbs	kg	lbs
0	0	0	0	0	0	0	0	0	0

(CaCl₂, 75%, -30°C) Always use a tube when filled with water/salt.

TUBES AND VALVES

Tube product code T55767	Tube valve TR1175A
Tubeless valve TR650	

STUDDABLE

Studdable Yes	Number of studs 168 pcs
Marked stud positions on tread	Recommended stud 16-19

NOKIAN TYRES HAKKAPELIITTA LOADER 17.5R25 - T445590

Product code	Size	LI/SS	Ply rating	Reinforced code	TL/TT	Rim	Permitted rims	Width (mm)	Diameter (mm)	Loaded static radius (mm)	Rolling circumference (mm)	Pressure (kPa)	Max. inflation pressure (kPa)	Tread depth (mm)	Tread code	Tube product code	Min. dual spacing (mm)	M+S
T445590	17.5R25	176A2 (153A8)	★	SB	TL	14.00/1.5	14.00/1.3 DC, 13.00/1.4 DC	440	1344	593	4078	450	450	28	L-2	T55867	534	Yes

LOAD CAPACITY FOR WHEEL LOADER, KG

Pressure (kPa)	0 km/h	1 km/h	5 km/h	10 km/h	15 km/h	20 km/h	25 km/h	30 km/h	35 km/h	40 km/h	50 km/h
300	8380	6810	5970	5240	4555	4400	4190	4035	3875	3665	3300
325	8900	7230	6340	5560	4840	4670	4450	4285	4115	3895	3505
350	9410	7645	6705	5880	5115	4940	4705	4530	4350	4115	3705
375	9910	8050	7060	6195	5390	5200	4955	4770	4585	4335	3900
400	10400	8450	7410	6500	5655	5460	5200	5005	4810	4550	4095
425	10885	8845	7755	6800	5920	5715	5440	5240	5035	4760	4285
450	11360	9230	8095	7100	6175	5965	5680	5465	5255	4970	4475

WATER AND SALT BALLASTING

Tire volume 100%		Water filling 75%		Water/salt filling (75% / -30°C)				Total weight increase	
				Water		Salt			
Litres	Gallons	Litres	Gallons	Litres	Gallons	kg	lbs	kg	lbs
318	84	239	63	196	52	100	220	296	653

(CaCl₂, 75%, -30°C) Always use a tube when filled with water/salt.

TUBES AND VALVES

Tube product code T55867	Tube valve TR J1175
Tubeless valve TR650	

STUDDABLE

Studdable Yes	Number of studs 168 pcs
Marked stud positions on tread	Recommended stud 16-19

NOKIAN TYRES HAKKAPELIITTA LOADER 20.5R25 - T445591

Product code	Size	LI/SS	Ply rating	Reinforced code	TL/TT	Rim	Permitted rims	Width (mm)	Diameter (mm)	Loaded static radius (mm)	Rolling circumference (mm)	Pressure (kPa)	Max. inflation pressure (kPa)	Tread depth (mm)	Tread code	Min. dual spacing (mm)	M+S
T445591	20.5R25	186A2 (168B)	★	SB	TL	17.00/2.0	17.00/2.0IF, 17.00/1.7	538	1487	650	4509	450	450	32	L-2	624	Yes

LOAD CAPACITY FOR WHEEL LOADER, KG

Pressure (kPa)	0 km/h	1 km/h	5 km/h	10 km/h	15 km/h	20 km/h	25 km/h	30 km/h	35 km/h	40 km/h	50 km/h
300	11215	9110	7990	7010	6100	5890	5605	5395	5185	4905	4415
325	11910	9675	8485	7445	6475	6250	5955	5730	5510	5210	4690
350	12590	10230	8970	7870	6845	6610	6295	6060	5820	5510	4955
375	13255	10770	9445	8285	7210	6960	6630	6380	6130	5800	5220
400	13915	11305	9915	8695	7565	7305	6955	6695	6435	6090	5480
425	14560	11830	10375	9100	7920	7645	7280	7010	6735	6370	5735
450	15200	12350	10830	9500	8265	7980	7600	7315	7030	6650	5985

WATER AND SALT BALLASTING

Tire volume 100%		Water filling 75%		Water/salt filling (75% / -30°C)				Total weight increase	
				Water		Salt			
Litres	Gallons	Litres	Gallons	Litres	Gallons	kg	lbs	kg	lbs
504	133	378	100	310	82	158	349	468	1032

(CaCl₂, 75%, -30°C) Always use a tube when filled with water/salt.

TUBES AND VALVES

Tubeless valve TR650

STUDDABLE

Studdable Yes	Number of studs 168 pcs
Marked stud positions on tread	Recommended stud 16-19

NOKIAN TYRES HAKKAPELIITTA LOADER 23.5R25 - T445592

Product code	Size	LI/SS	Ply rating	Reinforced code	TL/TT	Rim	Permitted rims	Width (mm)	Diameter (mm)	Loaded static radius (mm)	Rolling circumference (mm)	Pressure (kPa)	Max. inflation pressure (kPa)	Tread depth (mm)	Tread code	Min. dual spacing (mm)	M+S
T445592	23.5R25	195A2 (176B)	★	SB	TL	19.50/2.5	19.50/2.5IF	615	1611	695	4850	450	450	35	L-2	716	Yes

LOAD CAPACITY FOR WHEEL LOADER, KG

Pressure (kPa)	0 km/h	1 km/h	5 km/h	10 km/h	15 km/h	20 km/h	25 km/h	30 km/h	35 km/h	40 km/h	50 km/h
300	14345	11655	10220	8965	7800	7530	7170	6900	6635	6275	5645
325	15230	12375	10850	9520	8280	7995	7615	7330	7045	6665	5995
350	16100	13080	11470	10065	8755	8455	8050	7750	7445	7045	6340
375	16955	13775	12080	10595	9220	8900	8480	8160	7840	7420	6675
400	17795	14460	12680	11125	9675	9345	8900	8565	8230	7785	7005
425	18625	15130	13270	11640	10125	9780	9310	8965	8615	8150	7335
450	19440	15795	13850	12150	10570	10205	9720	9355	8990	8505	7655

WATER AND SALT BALLASTING

Tire volume 100%		Water filling 75%		Water/salt filling (75% / -30°C)				Total weight increase	
				Water		Salt			
Litres	Gallons	Litres	Gallons	Litres	Gallons	kg	lbs	kg	lbs
704	186	528	139	433	114	221	487	654	1442

(CaCl₂, 75%, -30°C) Always use a tube when filled with water/salt.

TUBES AND VALVES

Tubeless valve TR650

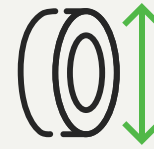
STUDDABLE

Studdable Yes	Number of studs 168 pcs
Marked stud positions on tread	Recommended stud 16-19

NOKIAN TYRES LOADER GRIP

STURDY GRIP FOR WHEEL LOADERS AND EARTHMOVING MACHINES

- Sturdy, hard-wearing structure for excellent mileage.
- Comfortable driving response for efficient working.
- Good winter grip makes the tire highly suitable for year-round use.



AVAILABLE SIZES

- 17.5R25 - T445255
- 20.5R25 - T445171
- 23.5R25 - T445223



NOKIAN TYRES LOADER GRIP

ALL SIZES

Product code	Size	LI/SS	Ply rating	Reinforced code	TL/TT	Rim	Permitted rims	Width (mm)	Diameter (mm)	Loaded static radius (mm)	Rolling circumference (mm)	Pressure (kPa)	Max. inflation pressure (kPa)	Tread depth (mm)	Tread code	Tube product code	Min. dual spacing (mm)	M+S	Load capacity, kg					
																			Speed (km/h)					
																			20	25	30	35	40	50
T445255	17.5R25	176A2 (157B)	★	SB	TL	14.00/1.5	14.00/1.3 DC, 13.00/1.4 DC	450	1340	594	4059	450	450	28	L-3	T55867	534	Yes	5965	5680	5465	5255	4970	4475
T445171	20.5R25	186A2 (168B)	★	SB	TL	17.00/2.0	17.00/2.0IF, 17.00/1.7	532	1493	648	4500	450	450	31	L-3		624	Yes	7980	7600	7315	7030	6650	5985
T445223	23.5R25	195A2 (176B)	★	SB	TL	19.50/2.5	19.50/2.5IF	630	1607	700	4880	450	450	34	L-3		716	Yes	10205	9720	9355	8990	8505	7655

NOKIAN TYRES LOADER GRIP 17.5R25 - T445255

Product code	Size	LI/SS	Ply rating	Reinforced code	TL/TT	Rim	Permitted rims	Width (mm)	Diameter (mm)	Loaded static radius (mm)	Rolling circumference (mm)	Pressure (kPa)	Max. inflation pressure (kPa)	Tread depth (mm)	Tread code	Tube product code	Min. dual spacing (mm)	M+S
T445255	17.5R25	176A2 (157B)	★	SB	TL	14.00/1.5	14.00/1.3 DC, 13.00/1.4 DC	450	1340	594	4059	450	450	28	L-3	T55867	534	Yes

LOAD CAPACITY FOR WHEEL LOADER, KG

Pressure (kPa)	0 km/h	1 km/h	5 km/h	10 km/h	15 km/h	20 km/h	25 km/h	30 km/h	35 km/h	40 km/h	50 km/h
200	6185	5025	4405	3865	3360	3245	3090	2975	2860	2705	2435
225	6755	5490	4815	4220	3675	3545	3375	3250	3125	2955	2660
250	7310	5940	5210	4570	3975	3840	3655	3520	3380	3200	2880
275	7850	6380	5595	4905	4270	4120	3925	3780	3630	3435	3090
300	8380	6810	5970	5240	4555	4400	4190	4035	3875	3665	3300
325	8900	7230	6340	5560	4840	4670	4450	4285	4115	3895	3505
350	9410	7645	6705	5880	5115	4940	4705	4530	4350	4115	3705
375	9910	8050	7060	6195	5390	5200	4955	4770	4585	4335	3900
400	10400	8450	7410	6500	5655	5460	5200	5005	4810	4550	4095
425	10885	8845	7755	6800	5920	5715	5440	5240	5035	4760	4285
450	11360	9230	8095	7100	6175	5965	5680	5465	5255	4970	4475

WATER AND SALT BALLASTING

Tire volume 100%		Water filling 75%		Water/salt filling (75% / -30°C)				Total weight increase	
Litres	Gallons	Litres	Gallons	Water		Salt		kg	lbs
				Litres	Gallons	kg	lbs		
330	87	248	65	203	54	104	228	307	677

(CaCl2, 75%, -30°C) Always use a tube when filled with water/salt.

TUBES AND VALVES

Tube product code T55867	Tube valve TR J1175
Tubeless valve TR650	

STUDDABLE

Studdable Yes	Number of studs 180 pcs
Recommended stud 16-19	

NOKIAN TYRES LOADER GRIP 20.5R25 - T445171

Product code	Size	LI/SS	Ply rating	Reinforced code	TL/TT	Rim	Permitted rims	Width (mm)	Diameter (mm)	Loaded static radius (mm)	Rolling circumference (mm)	Pressure (kPa)	Max. inflation pressure (kPa)	Tread depth (mm)	Tread code	Min. dual spacing (mm)	M+S
T445171	20.5R25	186A2 (168B)	★	SB	TL	17.00/2.0	17.00/2.0IF, 17.00/1.7	532	1493	648	4500	450	450	31	L-3	624	Yes

LOAD CAPACITY FOR WHEEL LOADER, KG

Pressure (kPa)	0 km/h	1 km/h	5 km/h	10 km/h	15 km/h	20 km/h	25 km/h	30 km/h	35 km/h	40 km/h	50 km/h
200	8275	6720	5895	5170	4500	4345	4135	3980	3825	3620	3260
225	9040	7345	6440	5650	4915	4745	4520	4350	4180	3955	3560
250	9780	7945	6970	6115	5320	5135	4890	4705	4525	4280	3850
275	10505	8535	7485	6565	5715	5515	5255	5055	4860	4595	4135
300	11215	9110	7990	7010	6100	5890	5605	5395	5185	4905	4415
325	11910	9675	8485	7445	6475	6250	5955	5730	5510	5210	4690
350	12590	10230	8970	7870	6845	6610	6295	6060	5820	5510	4955
375	13255	10770	9445	8285	7210	6960	6630	6380	6130	5800	5220
400	13915	11305	9915	8695	7565	7305	6955	6695	6435	6090	5480
425	14560	11830	10375	9100	7920	7645	7280	7010	6735	6370	5735
450	15200	12350	10830	9500	8265	7980	7600	7315	7030	6650	5985

WATER AND SALT BALLASTING

Tire volume 100%		Water filling 75%		Water/salt filling (75% / -30°C)				Total weight increase	
Litres	Gallons	Litres	Gallons	Water		Salt		kg	lbs
				Litres	Gallons	kg	lbs		
495	131	371	98	305	80	155	342	460	1014

(CaCl2, 75%, -30°C) Always use a tube when filled with water/salt.

TUBES AND VALVES

Tubeless valve TR650

STUDDABLE

Studdable Yes	Number of studs 180 pcs
Recommended stud 16-19	

NOKIAN TYRES LOADER GRIP 23.5R25 - T445223

Product code	Size	LI/SS	Ply rating	Reinforced code	TL/TT	Rim	Permitted rims	Width (mm)	Diameter (mm)	Loaded static radius (mm)	Rolling circumference (mm)	Pressure (kPa)	Max. inflation pressure (kPa)	Tread depth (mm)	Tread code	Min. dual spacing (mm)	M+S
T445223	23.5R25	195A2 (176B)	★	SB	TL	19.50/2.5	19.50/2.5IF	630	1607	700	4880	450	450	34	L-3	716	Yes

LOAD CAPACITY FOR WHEEL LOADER, KG

Pressure (kPa)	0 km/h	1 km/h	5 km/h	10 km/h	15 km/h	20 km/h	25 km/h	30 km/h	35 km/h	40 km/h	50 km/h
200	10580	8600	7540	6615	5755	5555	5290	5090	4895	4630	4165
225	11560	9390	8235	7225	6285	6070	5780	5565	5345	5055	4550
250	12510	10165	8915	7820	6800	6570	6255	6020	5785	5475	4925
275	13435	10915	9575	8400	7305	7055	6720	6465	6215	5880	5290
300	14345	11655	10220	8965	7800	7530	7170	6900	6635	6275	5645
325	15230	12375	10850	9520	8280	7995	7615	7330	7045	6665	5995
350	16100	13080	11470	10065	8755	8455	8050	7750	7445	7045	6340
375	16955	13775	12080	10595	9220	8900	8480	8160	7840	7420	6675
400	17795	14460	12680	11125	9675	9345	8900	8565	8230	7785	7005
425	18625	15130	13270	11640	10125	9780	9310	8965	8615	8150	7335
450	19440	15795	13850	12150	10570	10205	9720	9355	8990	8505	7655

WATER AND SALT BALLASTING

Tire volume 100%		Water filling 75%		Water/salt filling (75% / -30°C)				Total weight increase	
Litres	Gallons	Litres	Gallons	Water		Salt		kg	lbs
				Litres	Gallons	kg	lbs		
700	185	525	139	431	114	220	484	651	1435

(CaCl2, 75%, -30°C) Always use a tube when filled with water/salt.

TUBES AND VALVES

Tubeless valve TR650

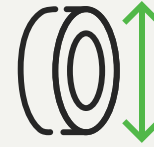
STUDDABLE

Studdable Yes	Number of studs 172 pcs
Recommended stud 16-19	

NOKIAN TYRES LOADER GRIP 2

ABSOLUTE GRIP AND DURABILITY FOR WHEEL LOADERS AND ADT MACHINES

- Specially for wheel loaders designed tread blocks create traction on soft gravel and on icy, slippery roads.
- Excellent mileage and sidewall protection against sidewall slashes and abrasions.
- Stability on every terrain due to wide tire contact area and the block-patterned tread.



AVAILABLE SIZES

- 15.5R25 - T445463



NOKIAN TYRES LOADER GRIP 2

ALL SIZES

Product code	Size	LI/SS	Ply rating	Reinforced code	TL/TT	Rim	Permitted rims	Width (mm)	Diameter (mm)	Loaded static radius (mm)	Rolling circumference (mm)	Pressure (kPa)	Max. inflation pressure (kPa)	Tread depth (mm)	Tread code	Min. dual spacing (mm)	M+S	Load capacity, kg					
																		Speed (km/h)					
																		20	25	30	35	40	50
T445463	15.5R25	169A2 (152B)	★	SB	TL	12.00/1.3	13.00/1.4 (DC)	387	1280	569	3885	450	450	23	L-3	473	Yes	4870	4640	4465	4290	4060	3655

NOKIAN TYRES LOADER GRIP 2 15.5R25 - T445463

Product code	Size	LI/SS	Ply rating	Reinforced code	TL/TT	Rim	Permitted rims	Width (mm)	Diameter (mm)	Loaded static radius (mm)	Rolling circumference (mm)	Pressure (kPa)	Max. inflation pressure (kPa)	Tread depth (mm)	Tread code	Min. dual spacing (mm)	M+S
T445463	15.5R25	169A2 (152B)	★	SB	TL	12.00/1.3	13.00/1.4 (DC)	387	1280	569	3885	450	450	23	L-3	473	Yes

LOAD CAPACITY FOR WHEEL LOADER, KG

Pressure (kPa)	0 km/h	1 km/h	5 km/h	10 km/h	15 km/h	20 km/h	25 km/h	30 km/h	35 km/h	40 km/h	50 km/h
200	5050	4105	3600	3155	2745	2650	2525	2430	2335	2210	1990
225	5520	4485	3930	3450	3000	2895	2760	2655	2550	2415	2175
250	5970	4850	4255	3730	3245	3135	2985	2875	2760	2615	2350
275	6415	5210	4570	4010	3490	3365	3205	3085	2965	2805	2525
300	6845	5565	4880	4280	3725	3595	3425	3295	3165	2995	2695
325	7270	5905	5180	4545	3955	3815	3635	3500	3365	3180	2865
350	7685	6245	5475	4805	4180	4035	3845	3700	3555	3365	3025
375	8095	6575	5765	5060	4400	4250	4045	3895	3745	3540	3185
400	8495	6905	6055	5310	4620	4460	4250	4090	3930	3715	3345
425	8890	7225	6335	5555	4835	4670	4445	4280	4110	3890	3500
450	9280	7540	6610	5800	5045	4870	4640	4465	4290	4060	3655

WATER AND SALT BALLASTING

Tire volume 100%		Water filling 75%		Water/salt filling (75% / -30°C)				Total weight increase	
Litres	Gallons	Litres	Gallons	Water		Salt		kg	lbs
				Litres	Gallons	kg	lbs		
247	65	185	49	152	40	77	171	229	505

(CaCl2, 75%, -30°C) Always use a tube when filled with water/salt.

TUBES AND VALVES

Tubeless valve TR650

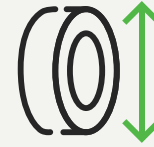
STUDDABLE

Studdable Yes	Number of studs 192 pcs
Marked stud positions on tread	Recommended stud 16-19

NOKIAN TYRES GROUND KARE

EXCAVATOR AND BACKHOE LOADER TIRE FOR VERSATILE CONTRACTING WORK

- The tread design enables low surface pressure, great traction and smooth, comfortable driving on road.
- The high load-bearing capacity enables the use of heavy auxiliary equipment.
- The special design adds stability by absorbing swings and shocks.



AVAILABLE SIZES

- 500/45-22.5 - T445868
- 600/40-22.5 - T445828
- 600/50-22.5 - T445798
- 650/45-22.5 - T445664
- 710/40-22.5 - T445799
- 620/60B30 - T445802
- 620/60B34 - T445668



NOKIAN TYRES GROUND KARE

ALL SIZES FOR WHEELED EXCAVATOR

Product code	Size	LI/SS	Ply rating	Reinforced code	TL/TT	Rim	Permitted rims	Width (mm)	Diameter (mm)	Loaded static radius (mm)	Rolling circumference (mm)	SRI	Pressure (kPa)	Max. inflation pressure (kPa)	Tread depth (mm)	Tube product code	Min. dual spacing (mm)	Load capacity for constant load, kg					
																		Speed (km/h)					
																		25	30	35	40	45	50
T445868	500/45-22.5	160A8	24	SF	TL	AG16.00	AG18.00	499	1036	472	3126	500	600	600	24	T56435	566	4770	4680	4590	4500	4320	4095
T445828	600/40-22.5	167A8	24	SF	TL	AG20.00		585	1063	484	3206	500	600	600	25	T55089	721	5775	5670	5560	5450	5230	4960
T445798	600/50-22.5	173A8	24	SF	TL	AG20.00		603	1156	511	3495	550	600	600	26	T55089	721	6890	6760	6630	6500	6240	5915
T445664	650/45-22.5	175A8	24	SF	TL	AG22.00	AG20.00	663	1146	524	3493	550	600	600	26	T55092	774	7315	7175	7040	6900	6625	6280
T445799	710/40-22.5	173A8	24	SF	TL	AG24.00		698	1145	505	3478	550	550	550	26	T55092	872	6890	6760	6630	6500	6240	5915

ALL SIZES FOR BACKHOE LOADER

Product code	Size	LI/SS	Reinforced code	TL/TT	Rim	Permitted rims	Width (mm)	Diameter (mm)	Loaded static radius (mm)	Rolling circumference (mm)	Pressure (kPa)	Max. inflation pressure (kPa)	Tread depth (mm)	Tube product code	Load capacity for constant load, kg					
															Speed (km/h)					
															25	30	35	40	45	50
T445802	620/60B30	176A8 (173B)	SB	TL	DW20B	DW18L	623	1500	667	4560	450	450	25	T55371	7525	7385	7240	7100	6815	6460
T445668	620/60B34	178A8 (175B)	SB	TL	DW20B	DW18L	630	1608	750	4907	450	450	25	T55395	7950	7800	7650	7500	7200	6825

NOKIAN TYRES GROUND KARE 500/45-22.5 - T445868

Product code	Size	LI/SS	Ply rating	Reinforced code	TL/TT	Rim	Permitted rims	Width (mm)	Diameter (mm)	Loaded static radius (mm)	Rolling circumference (mm)	SRI	Pressure (kPa)	Max. inflation pressure (kPa)	Tread depth (mm)	Tube product code	Min. dual spacing (mm)
T445868	500/45-22.5	160A8	24	SF	TL	AG16.00	AG18.00	499	1036	472	3126	500	600	600	24	T56435	566

LOAD CAPACITY FOR WHEELED EXCAVATOR, KG

Pressure (kPa)	Constant load										
	0 km/h	5 km/h	10 km/h	15 km/h	20 km/h	25 km/h	30 km/h	35 km/h	40 km/h	45 km/h	50 km/h
360	6670	4205	3625	3275	3160	3075	3015	2960	2900	2785	2640
400	7245	4570	3940	3560	3435	3340	3275	3215	3150	3025	2865
450	8165	5150	4440	4010	3870	3765	3690	3620	3550	3410	3230
500	8915	5620	4845	4380	4225	4110	4030	3955	3875	3720	3525
550	9775	6165	5315	4805	4635	4505	4420	4335	4250	4080	3870
600	10350	6525	5625	5085	4905	4770	4680	4590	4500	4320	4095

WATER AND SALT BALLASTING

Tire volume 100%		Water filling 75%		Water/salt filling (75% / -30°C)				Total weight increase	
Litres	Gallons	Litres	Gallons	Water		Salt		kg	lbs
				Litres	Gallons	kg	lbs		
170	45	128	34	105	28	53	118	158	348

(CaCl2, 75%, -30°C) Always use a tube when filled with water/salt.

TUBES AND VALVES

Tube product code T56435	Tube valve TR218A
Tubeless valve TR618A	

STUDDABLE

Studdable Yes

NOKIAN TYRES GROUND KARE 600/40-22.5 - T445828

Product code	Size	LI/SS	Ply rating	Reinforced code	TL/ TT	Rim	Width (mm)	Diameter (mm)	Loaded static radius (mm)	Rolling circumference (mm)	SRI	Pressure (kPa)	Max. inflation pressure (kPa)	Tread depth (mm)	Tube product code	Min. dual spacing (mm)
T445828	600/40-22.5	167A8	24	SF	TL	AG20.00	585	1063	484	3206	500	600	600	25	T55089	721

LOAD CAPACITY FOR WHEELED EXCAVATOR, KG

Pressure (kPa)	Constant load										
	0 km/h	5 km/h	10 km/h	15 km/h	20 km/h	25 km/h	30 km/h	35 km/h	40 km/h	45 km/h	50 km/h
360	7935	5005	4315	3900	3760	3655	3590	3520	3450	3310	3140
400	8625	5440	4690	4240	4090	3975	3900	3825	3750	3600	3415
450	9490	5980	5155	4660	4495	4375	4290	4210	4125	3960	3755
500	10640	6705	5780	5225	5040	4905	4810	4720	4625	4440	4210
550	11500	7250	6250	5650	5450	5300	5200	5100	5000	4800	4550
600	12535	7905	6815	6160	5940	5775	5670	5560	5450	5230	4960

WATER AND SALT BALLASTING

Tire volume 100%		Water filling 75%		Water/salt filling (75% / -30°C)				Total weight increase	
Litres	Gallons	Litres	Gallons	Water		Salt		kg	lbs
				Litres	Gallons	kg	lbs		
230	61	173	46	142	37	72	159	214	472

(CaCl2, 75%, -30°C) Always use a tube when filled with water/salt.

TUBES AND VALVES

Tube product code T55089	Tube valve TR218A
Tubeless valve TR618A	

STUDDABLE

Studdable Yes

NOKIAN TYRES GROUND KARE 600/50-22.5 - T445798

Product code	Size	LI/SS	Ply rating	Reinforced code	TL/ TT	Rim	Width (mm)	Diameter (mm)	Loaded static radius (mm)	Rolling circumference (mm)	SRI	Pressure (kPa)	Max. inflation pressure (kPa)	Tread depth (mm)	Tube product code	Min. dual spacing (mm)
T445798	600/50-22.5	173A8	24	SF	TL	AG20.00	603	1156	511	3495	550	600	600	26	T55089	721

LOAD CAPACITY FOR WHEELED EXCAVATOR, KG

Pressure (kPa)	Constant load										
	0 km/h	5 km/h	10 km/h	15 km/h	20 km/h	25 km/h	30 km/h	35 km/h	40 km/h	45 km/h	50 km/h
360	9775	6165	5315	4805	4635	4505	4420	4335	4250	4080	3870
400	10640	6705	5780	5225	5040	4905	4810	4720	4625	4440	4210
450	11845	7470	6440	5820	5615	5460	5355	5255	5150	4945	4685
500	12880	8120	7000	6330	6105	5935	5825	5710	5600	5375	5095
550	14145	8920	7690	6950	6705	6520	6395	6275	6150	5905	5595
600	14950	9425	8125	7345	7085	6890	6760	6630	6500	6240	5915

WATER AND SALT BALLASTING

Tire volume 100%		Water filling 75%		Water/salt filling (75% / -30°C)				Total weight increase	
Litres	Gallons	Litres	Gallons	Water		Salt		kg	lbs
				Litres	Gallons	kg	lbs		
352	93	265	70	217	57	111	244	328	723

(CaCl2, 75%, -30°C) Always use a tube when filled with water/salt.

TUBES AND VALVES

Tube product code T55089	Tube valve TR218A
Tubeless valve TR618A	

STUDDABLE

Studdable Yes

NOKIAN TYRES GROUND KARE 650/45-22.5 - T445664

Product code	Size	LI/SS	Ply rating	Reinforced code	TL/TT	Rim	Permitted rims	Width (mm)	Diameter (mm)	Loaded static radius (mm)	Rolling circumference (mm)	SRI	Pressure (kPa)	Max. inflation pressure (kPa)	Tread depth (mm)	Tube product code	Min. dual spacing (mm)
T445664	650/45-22.5	175A8	24	SF	TL	AG22.00	AG20.00	663	1146	524	3493	550	600	600	26	T55092	774

LOAD CAPACITY FOR WHEELED EXCAVATOR, KG

Pressure (kPa)	Constant load										
	0 km/h	5 km/h	10 km/h	15 km/h	20 km/h	25 km/h	30 km/h	35 km/h	40 km/h	45 km/h	50 km/h
360	10065	6345	5470	4945	4770	4640	4550	4465	4375	4200	3980
400	10925	6890	5940	5370	5180	5035	4940	4845	4750	4560	4325
450	12190	7685	6625	5990	5775	5620	5510	5405	5300	5090	4825
500	13340	8410	7250	6555	6320	6150	6030	5915	5800	5570	5280
550	14490	9135	7875	7120	6865	6680	6550	6425	6300	6050	5735
600	15870	10005	8625	7795	7520	7315	7175	7040	6900	6625	6280

WATER AND SALT BALLASTING

Tire volume 100%		Water filling 75%		Water/salt filling (75% / -30°C)				Total weight increase	
Litres	Gallons	Litres	Gallons	Water		Salt		kg	lbs
				Litres	Gallons	kg	lbs		
300	79	225	59	185	49	94	207	279	615

(CaCl₂, 75%, -30°C) Always use a tube when filled with water/salt.

TUBES AND VALVES

Tube product code T55092	Tube valve TR218A
Tubeless valve TR618A	

STUDDABLE

Studdable Yes

NOKIAN TYRES GROUND KARE 710/40-22.5 - T445799

Product code	Size	LI/SS	Ply rating	Reinforced code	TL/TT	Rim	Width (mm)	Diameter (mm)	Loaded static radius (mm)	Rolling circumference (mm)	SRI	Pressure (kPa)	Max. inflation pressure (kPa)	Tread depth (mm)	Tube product code	Min. dual spacing (mm)
T445799	710/40-22.5	173A8	24	SF	TL	AG24.00	698	1145	505	3478	550	550	550	26	T55092	872

LOAD CAPACITY FOR WHEELED EXCAVATOR, KG

Pressure (kPa)	Constant load										
	0 km/h	5 km/h	10 km/h	15 km/h	20 km/h	25 km/h	30 km/h	35 km/h	40 km/h	45 km/h	50 km/h
360	10350	6525	5625	5085	4905	4770	4680	4590	4500	4320	4095
400	11215	7070	6095	5510	5315	5170	5070	4975	4875	4680	4435
450	12535	7905	6815	6160	5940	5775	5670	5560	5450	5230	4960
500	13800	8700	7500	6780	6540	6360	6240	6120	6000	5760	5460
550	14950	9425	8125	7345	7085	6890	6760	6630	6500	6240	5915

WATER AND SALT BALLASTING

Tire volume 100%		Water filling 75%		Water/salt filling (75% / -30°C)				Total weight increase	
Litres	Gallons	Litres	Gallons	Water		Salt		kg	lbs
				Litres	Gallons	kg	lbs		
407	108	305	81	251	66	128	282	379	836

(CaCl2, 75%, -30°C) Always use a tube when filled with water/salt.

TUBES AND VALVES

Tube product code T55092	Tube valve TR218A
Tubeless valve TR618A	

STUDDABLE

Studdable
Yes

NOKIAN TYRES GROUND KARE 620/60B30 - T445802

Product code	Size	LI/SS	Reinforced code	TL/TT	Rim	Permitted rims	Width (mm)	Diameter (mm)	Loaded static radius (mm)	Rolling circumference (mm)	Pressure (kPa)	Max. inflation pressure (kPa)	Tread depth (mm)	Tube product code
T445802	620/60B30	176A8 (173B)	SB	TL	DW20B	DW18L	623	1500	667	4560	450	450	25	T55371

LOAD CAPACITY FOR BACKHOE LOADER, KG

Pressure (kPa)	Constant load										
	0 km/h	5 km/h	10 km/h	15 km/h	20 km/h	25 km/h	30 km/h	35 km/h	40 km/h	45 km/h	50 km/h
200	8165	5150	4440	4010	3870	3765	3690	3620	3550	3410	3230
240	9775	6165	5315	4805	4635	4505	4420	4335	4250	4080	3870
320	12190	7685	6625	5990	5775	5620	5510	5405	5300	5090	4825
360	13340	8410	7250	6555	6320	6150	6030	5915	5800	5570	5280
400	14950	9425	8125	7345	7085	6890	6760	6630	6500	6240	5915
450	16330	10295	8875	8025	7740	7525	7385	7240	7100	6815	6460

WATER AND SALT BALLASTING

Tire volume 100%		Water filling 75%		Water/salt filling (75% / -30°C)				Total weight increase	
Litres	Gallons	Litres	Gallons	Water		Salt		kg	lbs
				Litres	Gallons	kg	lbs		
550	146	413	109	339	90	173	381	512	1129

(CaCl2, 75%, -30°C) Always use a tube when filled with water/salt.

TUBES AND VALVES

Tube product code T55371	Tube valve TR218A
Tubeless valve TR618A	

STUDDABLE

Studdable Yes

NOKIAN TYRES GROUND KARE 620/60B34 - T445668

Product code	Size	LI/SS	Reinforced code	TL/TT	Rim	Permitted rims	Width (mm)	Diameter (mm)	Loaded static radius (mm)	Rolling circumference (mm)	Pressure (kPa)	Max. inflation pressure (kPa)	Tread depth (mm)	Tube product code
T445668	620/60B34	178A8 (175B)	SB	TL	DW20B	DW18L	630	1608	750	4907	450	450	25	T55395

LOAD CAPACITY FOR BACKHOE LOADER, KG

Pressure (kPa)	Constant load										
	0 km/h	5 km/h	10 km/h	15 km/h	20 km/h	25 km/h	30 km/h	35 km/h	40 km/h	45 km/h	50 km/h
240	10350	6525	5625	5085	4905	4770	4680	4590	4500	4320	4095
320	12880	8120	7000	6330	6105	5935	5825	5710	5600	5375	5095
360	14490	9135	7875	7120	6865	6680	6550	6425	6300	6050	5735
400	15870	10005	8625	7795	7520	7315	7175	7040	6900	6625	6280
450	17250	10875	9375	8475	8175	7950	7800	7650	7500	7200	6825

WATER AND SALT BALLASTING

Tire volume 100%		Water filling 75%		Water/salt filling (75% / -30°C)				Total weight increase	
Litres	Gallons	Litres	Gallons	Water		Salt		kg	lbs
				Litres	Gallons	kg	lbs		
619	164	464	123	381	101	194	428	575	1268

(CaCl2, 75%, -30°C) Always use a tube when filled with water/salt.

TUBES AND VALVES

Tube product code T55395	Tube valve TR218A
Tubeless valve TR618A	

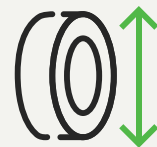
STUDDABLE

Studdable Yes

NOKIAN TYRES GROUND KARE SEMI-SLICK

EXTENDED SERVICE LIFE AND STABILITY FOR RAILWAY USE

- The unique structure of the Nokian Tyres Ground Kare Semi-Slick tire has been optimized to offer a much longer service life than regular backhoe loader tires.
- With stable, shock absorbing structure and high load-bearing capacity, Nokian Tyres Ground Kare Semi-Slick tire gives digging work a stable foundation and enables the use of heavy work attachments.
- Its tread pattern with larger blocks in the center makes driving more comfortable, and the stable structure improves the overall handling of the backhoe loader.



AVAILABLE SIZES

- 620/60B34 - T445688



NOKIAN TYRES GROUND KARE SEMI-SLICK

ALL SIZES

Product code	Size	LI/SS	Reinforced code	TL/TT	Rim	Permitted rims	Width (mm)	Diameter (mm)	Loaded static radius (mm)	Rolling circumference (mm)	Pressure (kPa)	Max. inflation pressure (kPa)	Tread depth (mm)	Tube product code	Load capacity for constant load, kg					
															Speed (km/h)					
															25	30	35	40	45	50
T445688	620/60B34	178A8 (175B)	SB	TL	DW20B	DW18L	631	1609	749	4901	450	450	25	T55395	7950	7800	7650	7500	7200	6825

NOKIAN TYRES GROUND KARE SEMI-SLICK 620/60B34 - T445688

Product code	Size	LI/SS	Reinforced code	TL/TT	Rim	Permitted rims	Width (mm)	Diameter (mm)	Loaded static radius (mm)	Rolling circumference (mm)	Pressure (kPa)	Max. inflation pressure (kPa)	Tread depth (mm)	Tube product code
T445688	620/60B34	178A8 (175B)	SB	TL	DW20B	DW18L	631	1609	749	4901	450	450	25	T55395

LOAD CAPACITY FOR BACKHOE LOADER, KG

Pressure (kPa)	Constant load										
	0 km/h	5 km/h	10 km/h	15 km/h	20 km/h	25 km/h	30 km/h	35 km/h	40 km/h	45 km/h	50 km/h
240	10350	6525	5625	5085	4905	4770	4680	4590	4500	4320	4095
320	12880	8120	7000	6330	6105	5935	5825	5710	5600	5375	5095
360	14490	9135	7875	7120	6865	6680	6550	6425	6300	6050	5735
400	15870	10005	8625	7795	7520	7315	7175	7040	6900	6625	6280
450	17250	10875	9375	8475	8175	7950	7800	7650	7500	7200	6825

WATER AND SALT BALLASTING

Tire volume 100%		Water filling 75%		Water/salt filling (75% / -30°C)				Total weight increase	
Litres	Gallons	Litres	Gallons	Water		Salt		kg	lbs
				Litres	Gallons	kg	lbs		
619	164	464	123	381	101	194	428	575	1268

(CaCl2, 75%, -30°C) Always use a tube when filled with water/salt.

TUBES AND VALVES

Tube product code T55395	Tube valve TR218A
Tubeless valve TR618A	

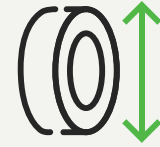
NOKIAN TYRES ARMOR GARD 2

PREMIUM STABILITY FOR URBAN EXCAVATION

- Strong tire carcass enables precise steering and stability by absorbing shocks and swings.
- Long service life due to wider, improved tread pattern.
- The sharp shoulders and straight sidewalls prevent sidewall damages.



2026-07-07



AVAILABLE SIZES

More information on the Nokian Tyres Armor Gard 2 sizes is available on page 363.

- 10.00-20 - T445649
- 11.00-20 - T445650

NOKIAN TYRES ARMOR GARD 2

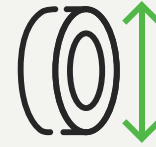
ALL SIZES

Product code	Size	LI/SS	Ply rating	TL/TT	Rim	Permitted rims	Width (mm)	Diameter (mm)	Loaded static radius (mm)	Rolling circumference (mm)	Pressure (kPa)	Max. inflation pressure (kPa)	Tread depth (mm)	Tread code	Tube product code	Min. dual spacing (mm)	Load capacity, kg					
																	Speed (km/h)					
																	25	30	35	40	45	50
T445649	10.00-20	148B (164A5)	16	TT	7.5	8.0	283	1066	500	3173	750	900	21	E-2	T52620	334	4000	3845	3685	3495	3340	3150
T445650	11.00-20	151B (170A5)	16	TT	8.0	8.5	306	1106	518	3361	750	900	23	E-2	T52720	352	4380	4210	4035	3830	3655	3450

NOKIAN TYRES EXCAVATOR

EXCAVATOR TIRE FOR SOFT SURFACES

- Excellent self-cleaning properties with curvy lug design improve traction on soft surfaces.
- High load-bearing capacity and improved stability.
- Steel fortified against punctures with a reinforced shoulder for a long service life.



AVAILABLE SIZES

- 600/50-22.5 - T445604
- 710/40-22.5 - T445606
- 650/45-22.5 - T445605

NOKIAN TYRES EXCAVATOR

ALL SIZES

Product code	Size	LI/SS	Ply rating	Reinforced code	TL/TT	Rim	Permitted rims	Width (mm)	Diameter (mm)	Loaded static radius (mm)	Rolling circumference (mm)	SRI	Pressure (kPa)	Max. inflation pressure (kPa)	Tread depth (mm)	Tube product code	Min. dual spacing (mm)	Load capacity for constant load, kg					
																		Speed (km/h)					
																		25	30	35	40	45	50
T445604	600/50-22.5	173A8	24	SF	TL	AG20.00		583	1149	517	3531	550	600	600	40	T55089	721	6890	6760	6630	6500	6240	5915
T445605	650/45-22.5	175A8	24	SF	TL	AG22.00	AG20.00	643	1148	515	3525	550	600	600	40	T55092	774	7315	7175	7040	6900	6625	6280
T445606	710/40-22.5	173A8	24	SF	TL	AG24.00		685	1153	518	3525	550	550	550	40	T55092	872	6890	6760	6630	6500	6240	5915

NOKIAN TYRES EXCAVATOR 600/50-22.5 - T445604

Product code	Size	LI/SS	Ply rating	Reinforced code	TL/TT	Rim	Width (mm)	Diameter (mm)	Loaded static radius (mm)	Rolling circumference (mm)	SRI	Pressure (kPa)	Max. inflation pressure (kPa)	Tread depth (mm)	Tube product code	Min. dual spacing (mm)
T445604	600/50-22.5	173A8	24	SF	TL	AG20.00	583	1149	517	3531	550	600	600	40	T55089	721

LOAD CAPACITY FOR WHEELED EXCAVATOR, KG

Pressure (kPa)	Constant load										
	0 km/h	5 km/h	10 km/h	15 km/h	20 km/h	25 km/h	30 km/h	35 km/h	40 km/h	45 km/h	50 km/h
200	5750	3625	3125	2825	2725	2650	2600	2550	2500	2400	2275
240	6900	4350	3750	3390	3270	3180	3120	3060	3000	2880	2730
320	8625	5440	4690	4240	4090	3975	3900	3825	3750	3600	3415
360	9775	6165	5315	4805	4635	4505	4420	4335	4250	4080	3870
400	10640	6705	5780	5225	5040	4905	4810	4720	4625	4440	4210
450	11845	7470	6440	5820	5615	5460	5355	5255	5150	4945	4685
500	12880	8120	7000	6330	6105	5935	5825	5710	5600	5375	5095
550	14145	8920	7690	6950	6705	6520	6395	6275	6150	5905	5595
600	14950	9425	8125	7345	7085	6890	6760	6630	6500	6240	5915

WATER AND SALT BALLASTING

Tire volume 100%		Water filling 75%		Water/salt filling (75% / -30°C)				Total weight increase	
Litres	Gallons	Litres	Gallons	Water		Salt		kg	lbs
				Litres	Gallons	kg	lbs		
270	71	203	53	166	44	85	187	251	553

(CaCl₂, 75%, -30°C) Always use a tube when filled with water/salt.

TUBES AND VALVES

Tube product code T55089	Tube valve TR218A
Tubeless valve TR618A	

NOKIAN TYRES EXCAVATOR 650/45-22.5 - T445605

Product code	Size	LI/SS	Ply rating	Reinforced code	TL/TT	Rim	Permitted rims	Width (mm)	Diameter (mm)	Loaded static radius (mm)	Rolling circumference (mm)	SRI	Pressure (kPa)	Max. inflation pressure (kPa)	Tread depth (mm)	Tube product code	Min. dual spacing (mm)
T445605	650/45-22.5	175A8	24	SF	TL	AG22.00	AG20.00	643	1148	515	3525	550	600	600	40	T55092	774

LOAD CAPACITY FOR WHEELED EXCAVATOR, KG

Pressure (kPa)	Constant load										
	0 km/h	5 km/h	10 km/h	15 km/h	20 km/h	25 km/h	30 km/h	35 km/h	40 km/h	45 km/h	50 km/h
200	5925	3735	3220	2910	2805	2730	2680	2625	2575	2470	2345
240	7075	4460	3845	3475	3350	3260	3200	3135	3075	2950	2800
320	8915	5620	4845	4380	4225	4110	4030	3955	3875	3720	3525
360	10065	6345	5470	4945	4770	4640	4550	4465	4375	4200	3980
400	10925	6890	5940	5370	5180	5035	4940	4845	4750	4560	4325
450	12190	7685	6625	5990	5775	5620	5510	5405	5300	5090	4825
500	13340	8410	7250	6555	6320	6150	6030	5915	5800	5570	5280
550	14490	9135	7875	7120	6865	6680	6550	6425	6300	6050	5735
600	15870	10005	8625	7795	7520	7315	7175	7040	6900	6625	6280

WATER AND SALT BALLASTING

Tire volume 100%		Water filling 75%		Water/salt filling (75% / -30°C)				Total weight increase	
Litres	Gallons	Litres	Gallons	Water		Salt		kg	lbs
				Litres	Gallons	kg	lbs		
293	77	220	58	180	48	92	203	272	600

(CaCl2, 75%, -30°C) Always use a tube when filled with water/salt.

TUBES AND VALVES

Tube product code T55092	Tube valve TR218A
Tubeless valve TR618A	

NOKIAN TYRES EXCAVATOR 710/40-22.5 - T445606

Product code	Size	LI/SS	Ply rating	Reinforced code	TL/TT	Rim	Width (mm)	Diameter (mm)	Loaded static radius (mm)	Rolling circumference (mm)	SRI	Pressure (kPa)	Max. inflation pressure (kPa)	Tread depth (mm)	Tube product code	Min. dual spacing (mm)
T445606	710/40-22.5	173A8	24	SF	TL	AG24.00	685	1153	518	3525	550	550	550	40	T55092	872

LOAD CAPACITY FOR WHEELED EXCAVATOR, KG

Pressure (kPa)	Constant load										
	0 km/h	5 km/h	10 km/h	15 km/h	20 km/h	25 km/h	30 km/h	35 km/h	40 km/h	45 km/h	50 km/h
200	6095	3845	3315	2995	2890	2810	2755	2705	2650	2545	2410
240	7245	4570	3940	3560	3435	3340	3275	3215	3150	3025	2865
320	9200	5800	5000	4520	4360	4240	4160	4080	4000	3840	3640
360	10350	6525	5625	5085	4905	4770	4680	4590	4500	4320	4095
400	11215	7070	6095	5510	5315	5170	5070	4975	4875	4680	4435
450	12535	7905	6815	6160	5940	5775	5670	5560	5450	5230	4960
500	13800	8700	7500	6780	6540	6360	6240	6120	6000	5760	5460
550	14950	9425	8125	7345	7085	6890	6760	6630	6500	6240	5915

WATER AND SALT BALLASTING

Tire volume 100%		Water filling 75%		Water/salt filling (75% / -30°C)				Total weight increase	
Litres	Gallons	Litres	Gallons	Water		Salt		kg	lbs
				Litres	Gallons	kg	lbs		
327	86	245	65	201	53	103	226	304	670

(CaCl₂, 75%, -30°C) Always use a tube when filled with water/salt.

TUBES AND VALVES

Tube product code T55092	Tube valve TR218A
Tubeless valve TR618A	



ALL TERRAIN TRUCKS AND MILITARY VEHICLES

With all-terrain trucks and military vehicles, you never know what weather or terrain lies ahead. That's why Nokian Tyres puts lots of creative passion into developing and customising our line of all-terrain tires. With the expertise gained over the years and feedback from users, we have been able to create designs that give you the best possible performance on any terrain, any time of the year.

nokian[®]
TYRES

ALL TERRAIN TRUCKS AND MILITARY VEHICLES TIRES

ALL-TERRAIN TRUCK, MILITARY VEHICLE



408

**Nokian Tyres
MPT Agile**



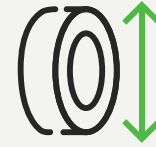
411

**Nokian Tyres
MPT Agile 2**

NOKIAN TYRES MPT AGILE

ON AND OFF ROAD AGILITY

- The open arrow-shaped tread pattern ensures good self-cleaning, ensuring grip under demanding circumstances.
- Improved grip on soft surfaces such as mud and snow.
- Exceptional mobility.



AVAILABLE SIZES

- 365/80R20 - T445431

NOKIAN TYRES MPT AGILE

ALL SIZES

Product code	Size	LI/SS	Reinforced code	TL/TT	Rim	Permitted rims	Width (mm)	Diameter (mm)	Loaded static radius (mm)	Rolling circumference (mm)	Pressure (kPa)	Max. inflation pressure (kPa)	Tread depth (mm)	M+S	Load capacity for highway service, kg					
															Speed (km/h)					
															40	50	60	70	80	90
T445431	365/80R20	152G	SB	TL	11	11 SDC, 12, 12 SDC	360	1092	505	3343	625	625	20	Yes	3800	3730	3730	3730	3690	3550

NOKIAN TYRES MPT AGILE 365/80R20 - T445431

Product code	Size	LI/SS	Reinforced code	TL/TT	Rim	Permitted rims	Width (mm)	Diameter (mm)	Loaded static radius (mm)	Rolling circumference (mm)	Pressure (kPa)	Max. inflation pressure (kPa)	Tread depth (mm)	M+S
T445431	365/80R20	152G	SB	TL	11	11 SDC, 12, 12 SDC	360	1092	505	3343	625	625	20	Yes

LOAD CAPACITY FOR ALL-TERRAIN TRUCK, MILITARY VEHICLE, KG

Pressure (kPa)	Cross country								Highway service										
	5 km/h	10 km/h	20 km/h	30 km/h	40 km/h	50 km/h	60 km/h	70 km/h	0 km/h	5 km/h	10 km/h	20 km/h	30 km/h	40 km/h	50 km/h	60 km/h	70 km/h	80 km/h	90 km/h
250	3740	3300	2890	2740	2600	2600	2600	2570											
325			3570	3380	3200	3200	3200	3170											
375				3790	3590	3590	3590	3560	4510	3770	3440	3040	2670	2520	2480	2480	2480	2450	2360
500									5670	4750	4340	3830	3360	3180	3120	3120	3120	3090	2970
625												4580	4010	3800	3730	3730	3730	3690	3550

WATER AND SALT BALLASTING

Tire volume 100%		Water filling 75%		Water/salt filling (75% / -30°C)				Total weight increase	
				Water		Salt			
Litres	Gallons	Litres	Gallons	Litres	Gallons	kg	lbs	kg	lbs
185	49	139	37	114	30	58	128	172	379

(CaCl2, 75%, -30°C) Always use a tube when filled with water/salt.

TUBES AND VALVES

Tube valve	Tubeless valve
TR J1175	T650

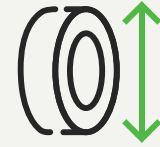
STUDDABLE

Studdable	Number of studs
Yes	171 pcs
Marked stud positions on tread	Recommended stud
	11-15

NOKIAN TYRES MPT AGILE 2

NEW GENERATION TIRE FOR SPECIAL ON AND OFF ROAD VEHICLES

- Improved grip on soft surfaces such as mud and snow.
- Good steering response and stable handling on different terrains and speeds.
- Symmetrical tread pattern is designed to perform equally well regardless of the tires' rotational direction.



AVAILABLE SIZES

- 14.00R20 - T445651

NOKIAN TYRES MPT AGILE 2

ALL SIZES

Product code	Size	LI/SS	Reinforced code	TL/TT	Rim	Permitted rims	Width (mm)	Diameter (mm)	Loaded static radius (mm)	Rolling circumference (mm)	Pressure (kPa)	Max. inflation pressure (kPa)	Tread depth (mm)	Tube product code	M+S	Load capacity for highway service, kg					
																Speed (km/h)					
																40	50	60	70	80	90
T445651	14.00R20	164G	SB	TL	10.00V	10.00W	400	1265	588	3989	760	760	25	T52920	Yes	5350	5250	5250	5250	5200	5000

NOKIAN TYRES MPT AGILE 2 14.00R20 - T445651

Product code	Size	LI/SS	Reinforced code	TL/TT	Rim	Permitted rims	Width (mm)	Diameter (mm)	Loaded static radius (mm)	Rolling circumference (mm)	Pressure (kPa)	Max. inflation pressure (kPa)	Tread depth (mm)	Tube product code	M+S
T445651	14.00R20	164G	SB	TL	10.00V	10.00W	400	1265	588	3989	760	760	25	T52920	Yes

LOAD CAPACITY FOR ALL-TERRAIN TRUCK, MILITARY VEHICLE, KG

Pressure (kPa)	Cross country									Highway service											
	0 km/h	5 km/h	10 km/h	20 km/h	30 km/h	40 km/h	50 km/h	60 km/h	70 km/h	0 km/h	5 km/h	10 km/h	20 km/h	30 km/h	40 km/h	50 km/h	60 km/h	70 km/h	80 km/h	90 km/h	
300	5770	5260	4650	4070	3860	3660	3660	3660	3620												
375			5560	4870	4610	4370	4370	4370	4330												
450				5630	5330	5060	5060	5060	5010	6350	5320	4850	4290	3750	3560	3490	3490	3490	3460	3320	
600										7990	6690	6110	5400	4730	4480	4390	4390	4390	4350	4180	
750													6450	5650	5350	5250	5250	5250	5200	5000	

WATER AND SALT BALLASTING

Tire volume 100%		Water filling 75%		Water/salt filling (75% / -30°C)				Total weight increase	
Litres	Gallons	Litres	Gallons	Water		Salt		kg	lbs
				Litres	Gallons	kg	lbs		
257	68	193	51	158	42	81	178	239	527

(CaCl2, 75%, -30°C) Always use a tube when filled with water/salt.

TUBES AND VALVES

Tube product code T52920	Tube valve V3-02-19
Tubeless valve T650	

STUDDABLE

Studdable Yes	Number of studs 182 pcs
Marked stud positions on tread	Recommended stud 11-15

A large truck is shown from a side-rear perspective, driving on a snowy road at night. The truck is heavily loaded with tires, which are visible on the trailer. The truck's headlights and taillights are on, illuminating the snow. The background shows a dark, snowy forest. The overall scene is dimly lit, with the truck's lights providing the primary source of illumination.

TRUCKS AND BUSES

Nokian truck and bus tires are designed for demanding professional use in varying conditions with the aim of ensuring safe driving in all weather and road conditions. In our own test centres in Ivalo, Lapland, and in Nokia we test extreme driving situations in all seasons. Further development of the tires involves millions of kilometres of driving in different environments and in all kinds of weather conditions.

nokian[®]
TYRES

TRUCKS AND BUSES TIRES

STEER



416
Nokian Tyres
Hakkapeliitta
City Bus



419
Nokian Tyres
Hakkapeliitta
Truck F2



422
Nokian Tyres
Hakka City Bus



424
Nokian Tyres
Hakka Truck
Coach



426
Nokian Tyres
Hakka Truck
Steer



429
Nokian Tyres
Hakka Truck
Steer 2



431
Nokian Tyres
E-Truck Steer



434
Nokian Tyres
E-Truck Steer
17.5



436
Nokian Tyres
E-Truck Steer
19.5



438
Nokian Tyres
R-Truck Steer

DRIVE



440
Nokian Tyres
Hakkapeliitta
Truck D



442
Nokian Tyres
Hakkapeliitta
Truck D2



444
Nokian Tyres
Hakkapeliitta
Truck E2



447
Nokian Tyres
Hakka Truck
Drive



450
Nokian Tyres
Hakka Truck
Drive 2



452
Nokian Tyres
E-Truck Drive



455
Nokian Tyres
E-Truck Drive
17.5



457
Nokian Tyres
E-Truck Drive
19.5



459
Nokian Tyres
R-Truck Drive

TRAILER



461
Nokian Tyres
Hakkapeliitta
Truck T



463
Nokian Tyres
Hakka Truck
844+



465
Nokian Tyres
Hakka Truck
Trailer



467
Nokian Tyres
Hakka Truck
Trailer 2



469
Nokian Tyres
E-Truck
Trailer

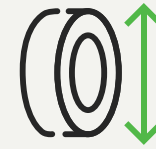


473
Nokian Tyres
R-Truck
Trailer

NOKIAN TYRES HAKKAPELIITTA CITY BUS

WINTER TIRE FOR ALL AXLES - DURABILITY AND EXCELLENT GRIP FOR CITY BUSES

- Excellent winter grip in urban conditions.
- Reinforced sidewalls protect the tire against curbs.
- Siping designed for minimal heel/toe wear.



AVAILABLE SIZES

- 275/70R22.5 - T675330
- 275/70R22.5 - T675218
- 295/80R22.5 - T675356
- 295/80R22.5 - T675240

NOKIAN TYRES HAKKAPELIITTA CITY BUS

ALL SIZES

Product code	Size	LI/SS	TL/TT	Rim	Permitted rims	Width (mm)	Diameter (mm)	Loaded static radius (mm)	Rolling circumference (mm)	Pressure (kPa)	Tread depth (mm)	Min. dual spacing (mm)	Rolling resistance	Wet grip	Noise class	Noise (dB)	M+S	Snow grip marking (3PMSF)
T675330	275/70R22.5	152/149J (150/148K)	TL	8.25	7.50	281	971	450	2922	900	20.5	311	D	B	A	70	Yes	Yes
T675218	275/70R22.5	150/148J (152/148E)	TL	8.25	7.50	275	969	455	2945	900	20.5	311	D	B	B	72	Yes	Yes
T675356	295/80R22.5	154/149J	TL	9.00	8.25	303	1056	489	3184	850	18.5	335	C	B	B	72	Yes	Yes
T675240	295/80R22.5	152/148J (154/150E)	TL	9.00	8.25	298	1044	491	3204	850	17	335	D	B	B	75	Yes	Yes

LOAD CAPACITIES

Product code	Size	Fitting	Reference speed km/h	Maximum load capacity per axle (kg) at various cold inflation pressures (kPa)										
				650	675	700	725	750	775	800	825	850	875	900
T675330	275/70R22.5	Single	100	5470	5640	5810	5970	6140	6300	6460	6620	6780	6940	7100
		Dual	100	10020	10330	10630	10940	11240	11530	11830	12130	12420	12710	13000
		Single	110	5160	5320	5480	5640	5790	5940	6100	6250	6400	6550	6700
		Dual	110	9710	10010	10310	10600	10890	11180	11470	11750	12040	12320	12600
T675218	275/70R22.5	Single	70	5470	5640	5810	5970	6140	6300	6460	6620	6780	6940	7100
		Dual	70	9710	10010	10310	10600	10890	11180	11470	11750	12040	12320	12600
		Single	100	5160	5320	5480	5640	5790	5940	6100	6250	6400	6550	6700
		Dual	100	9710	10010	10310	10600	10890	11180	11470	11750	12040	12320	12600
T675356	295/80R22.5	Single	100	6050	6240	6420	6600	6790	6970	7140	7320	7500		
		Dual	100	10490	10810	11130	11450	11760	12070	12380	12690	13000		
T675240	295/80R22.5	Single	70	6050	6240	6420	6600	6790	6970	7140	7320	7500		
		Dual	70	10810	11140	11470	11800	12120	12450	12770	13080	13400		
		Single	100	5730	5900	6080	6250	6420	6590	6760	6930	7100		

Product code	Size	Fitting	Reference speed km/h	Maximum load capacity per axle (kg) at various cold inflation pressures (kPa)										
				650	675	700	725	750	775	800	825	850	875	900
		Dual	100	10170	10480	10790	11090	11400	11700	12000	12300	12600		

Note! The inflation pressures given in the table are minimum values. It is recommended to use 0.5-1.0 bar higher values to compensate the effect of temperature variation and possible pressure gauge error, but not more than 9.0 bar should be used.

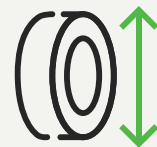
NOKIAN TYRES HAKKAPELIITTA TRUCK F2

WINTER STEER AXLE TIRE FOR REGIONAL AND LONG-DISTANCE TRANSPORT – GRIP FOR DEMANDING WINTER CONDITIONS IN REGIONAL AND LONG-DISTANCE TRANSPORT

- Aggressive pattern, deep grooves and a new shoulder design enable reference-level grip and good self-cleaning.
- Improved Spiral Sipe System keeps the siping effective even when the tire wears down.
- New, large stone ejectors protect the tire from stone trapping.



2026-07-07



AVAILABLE SIZES

- 295/80R22.5 - T675310
- 295/80R22.5 - T675041
- 315/70R22.5 - T675300
- 315/70R22.5 - T675040
- 315/80R22.5 - T675319
- 315/80R22.5 - T675039
- 385/55R22.5 - T675276
- 385/55R22.5 - T675311
- 385/65R22.5 - T675291
- 385/65R22.5 - T675038

NOKIAN TYRES HAKKAPELIITTA TRUCK F2

ALL SIZES

Product code	Size	LI/SS	TL/TT	Rim	Permitted rims	Width (mm)	Diameter (mm)	Loaded static radius (mm)	Rolling circumference (mm)	Pressure (kPa)	Tread depth (mm)	Min. dual spacing (mm)	Rolling resistance	Wet grip	Noise class	Noise (dB)	M+S	Snow grip marking (3PMSF)
T675310	295/80R22.5	154/149M	TL	9.00	8.25	304	1053	487	3184	850	15	335	C	B	A	71	Yes	Yes
T675041	295/80R22.5	154/149M	TL	9.00	8.25	297	1054	491	3203	850	15	335	D	B	A	71	Yes	Yes
T675300	315/70R22.5	156/150L (154/150M)	TL	9.00	9.75	311	1011	466	3093	900	14.5	351	C	B	A	71	Yes	Yes
T675040	315/70R22.5	156/150L (154/150M)	TL	9.00	9.75	312	1021	471	3103	900	14	351	D	C	A	71	Yes	Yes
T675319	315/80R22.5	156/150L (154/150M)	TL	9.00	9.75	311	1086	504	3282	850	16	351	C	B	A	71	Yes	Yes
T675039	315/80R22.5	156/150L (154/150M)	TL	9.00	9.75	312	1078	501	3277	850	16	351	D	B	B	73	Yes	Yes
T675276	385/55R22.5	160K	TL	11.75	12.25	381	1003	467	3049	900	13.5		C	B	B	73	Yes	Yes
T675311	385/55R22.5	160K	TL	11.75	12.25	378	992	456	3018	900	15.5		C	A	A	71	Yes	Yes
T675291	385/65R22.5	164K	TL	11.75	12.25	386	1074	493	3248	900	16		C	A	B	72	Yes	Yes
T675038	385/65R22.5	160K (158L)	TL	11.75	12.25	376	1086	502	3301	900	16		E	B	B	73	Yes	Yes

LOAD CAPACITIES

Product code	Size	Fitting	Reference speed km/h	Maximum load capacity per axle (kg) at various cold inflation pressures (kPa)										
				650	675	700	725	750	775	800	825	850	875	900
T675310	295/80R22.5	Single	130	6050	6240	6420	6600	6790	6970	7140	7320	7500		
		Dual	130	10490	10810	11130	11450	11760	12070	12380	12690	13000		
T675041	295/80R22.5	Single	130	6050	6240	6420	6600	6790	6970	7140	7320	7500		
		Dual	130	10490	10810	11130	11450	11760	12070	12380	12690	13000		
T675300	315/70R22.5	Single	120	6170	6360	6540	6730	6910	7100	7280	7460	7640	7820	8000
		Dual	120	10330	10650	10960	11270	11580	11890	12200	12500	12800	13100	13400
		Single	130	6050	6240	6420	6600	6790	6970	7140	7320	7500		
		Dual	130	10810	11140	11470	11800	12120	12450	12770	13080	13400		
T675040	315/70R22.5	Single	120	6170	6360	6540	6730	6910	7100	7280	7460	7640	7820	8000

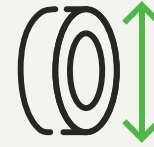
Product code	Size	Fitting	Reference speed km/h	Maximum load capacity per axle (kg) at various cold inflation pressures (kPa)										
				650	675	700	725	750	775	800	825	850	875	900
		Dual	120	10330	10650	10960	11270	11580	11890	12200	12500	12800	13100	13400
		Single	130	5780	5960	6130	6310	6480	6650	6830	7000	7160	7330	7500
		Dual	130	10330	10650	10960	11270	11580	11890	12200	12500	12800	13100	13400
T675319	315/80R22.5	Single	120	6450	6650	6850	7040	7240	7430	7620	7810	8000		
		Dual	120	10810	11140	11470	11800	12120	12450	12770	13080	13400		
		Single	130	6200	6390	6580	6760	6950	7130	7320	7500			
		Dual	130	11070	11410	11750	12080	12420	12750	13070	13400			
T675039	315/80R22.5	Single	120	6450	6650	6850	7040	7240	7430	7620	7810	8000		
		Dual	120	11070	11410	11750	12080	12420	12750	13070	13400			
		Single	130	6200	6390	6580	6760	6950	7130	7320	7500			
		Dual	130	11070	11410	11750	12080	12420	12750	13070	13400			
T675276	385/55R22.5	Single	110	7260	7480	7710	7920	8140	8360	8570	8790	9000		
		Single	110	6940	7150	7360	7570	7780	7990	8190	8390	8600	8800	9000
T675311	385/55R22.5	Single	110	6940	7150	7360	7570	7780	7990	8190	8390	8600	8800	9000
T675291	385/65R22.5	Single	110	7710	7940	8180	8410	8640	8870	9100	9330	9550	9780	10000
T675038	385/65R22.5	Single	110	6940	7150	7360	7570	7780	7990	8190	8390	8600	8800	9000
		Single	120	6860	7070	7280	7480	7690	7890	8100	8300	8500		

Note! The inflation pressures given in the table are minimum values. It is recommended to use 0.5-1.0 bar higher values to compensate the effect of temperature variation and possible pressure gauge error, but not more than 9.0 bar should be used.

NOKIAN TYRES HAKKA CITY BUS

ALL-WEATHER TIRE FOR ALL AXLES – DURABILITY AND ALL-WEATHER PERFORMANCE FOR CITY BUSES

- Especially designed for the modern urban needs, increased load capacity.
- Reinforced sidewalls protect the tire against curb.
- Tread pattern for minimal heel/toe wear.



AVAILABLE SIZES

- 275/70R22.5 - T675318

NOKIAN TYRES HAKKA CITY BUS

ALL SIZES

Product code	Size	LI/SS	TL/TT	Rim	Permitted rims	Width (mm)	Diameter (mm)	Loaded static radius (mm)	Rolling circumference (mm)	Pressure (kPa)	Tread depth (mm)	Min. dual spacing (mm)	Rolling resistance	Wet grip	Noise class	Noise (dB)	M+S	Snow grip marking (3PMSF)
T675318	275/70R22.5	152/149J (150/148K)	TL	8.25	7.50	280	967	448	2922	900	18.5	311	D	B	A	71	Yes	Yes

LOAD CAPACITIES

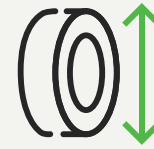
Product code	Size	Fitting	Reference speed km/h	Maximum load capacity per axle (kg) at various cold inflation pressures (kPa)										
				650	675	700	725	750	775	800	825	850	875	900
T675318	275/70R22.5	Single	100	5470	5640	5810	5970	6140	6300	6460	6620	6780	6940	7100
		Dual	100	10020	10330	10630	10940	11240	11530	11830	12130	12420	12710	13000
		Single	110	5160	5320	5480	5640	5790	5940	6100	6250	6400	6550	6700
		Dual	110	9710	10010	10310	10600	10890	11180	11470	11750	12040	12320	12600

Note! The inflation pressures given in the table are minimum values. It is recommended to use 0.5-1.0 bar higher values to compensate the effect of temperature variation and possible pressure gauge error, but not more than 9.0 bar should be used.

NOKIAN TYRES HAKKA TRUCK COACH

ALL-WEATHER TIRE FOR ALL AXLES – CONFIDENT GRIP AND COMFORT FOR LONG-DISTANCE BUSES

- Grip-improving siping with unique activators and optimized open pattern design.
- Rubber compound and tread pattern optimized for smooth, quiet rides.
- Long service life and even wear pattern. Rock Resistor grooves prevent stone trapping.



AVAILABLE SIZES

- 295/80R22.5 - T675271
- 315/80R22.5 - T675272
- 295/80R22.5 - T675355



NOKIAN TYRES HAKKA TRUCK COACH

ALL SIZES

Product code	Size	LI/SS	TL/TT	Rim	Permitted rims	Width (mm)	Diameter (mm)	Loaded static radius (mm)	Rolling circumference (mm)	Pressure (kPa)	Tread depth (mm)	Min. dual spacing (mm)	Rolling resistance	Wet grip	Noise class	Noise (dB)	M+S	Snow grip marking (3PMSF)
T675271	295/80R22.5	154/149M	TL	9.00	8.25	297	1055	491	3207	850	15.5	335	D	C	A	70	Yes	Yes
T675355	295/80R22.5	154/150M	TL	9.00	8.25	303	1055	490	3184	850	15.5	335	C	A	A	71	Yes	Yes
T675272	315/80R22.5	156/150L	TL	9.00	9.75	314	1078	501	3277	850	15.5	351	C	C	A	69	Yes	Yes

LOAD CAPACITIES

Product code	Size	Fitting	Reference speed km/h	Maximum load capacity per axle (kg) at various cold inflation pressures (kPa)								
				650	675	700	725	750	775	800	825	850
T675271	295/80R22.5	Single	130	6050	6240	6420	6600	6790	6970	7140	7320	7500
		Dual	130	10490	10810	11130	11450	11760	12070	12380	12690	13000
T675355	295/80R22.5	Single	130	6050	6240	6420	6600	6790	6970	7140	7320	7500
		Dual	130	10810	11140	11470	11800	12120	12450	12770	13080	13400
T675272	315/80R22.5	Single	120	6450	6650	6850	7040	7240	7430	7620	7810	8000
		Dual	120	10810	11140	11470	11800	12120	12450	12770	13080	13400

Note! The inflation pressures given in the table are minimum values. It is recommended to use 0.5-1.0 bar higher values to compensate the effect of temperature variation and possible pressure gauge error, but not more than 9.0 bar should be used.

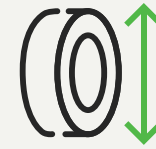
NOKIAN TYRES HAKKA TRUCK STEER

ALL-WEATHER STEER AXLE TIRE - EXCELLENT MILEAGE FOR REGIONAL TRANSPORT

- Wide, slow-wearing tread for excellent mileage.
- New kind of sipe activators improve grip on snowy and wet surfaces.
- Stone ejectors protect the tire from stone trapping.



2026-07-07



AVAILABLE SIZES

- 295/80R22.5 - T675221
- 315/60R22.5 - T675249
- 315/70R22.5 - T675302
- 315/70R22.5 - T675220
- 315/80R22.5 - T675214
- 385/55R22.5 - T675241
- 385/65R22.5 - T675222

NOKIAN TYRES HAKKA TRUCK STEER

ALL SIZES

Product code	Size	LI/SS	TL/TT	Rim	Permitted rims	Width (mm)	Diameter (mm)	Loaded static radius (mm)	Rolling circumference (mm)	Pressure (kPa)	Tread depth (mm)	Min. dual spacing (mm)	Rolling resistance	Wet grip	Noise class	Noise (dB)	M+S	Snow grip marking (3PMSF)
T675221	295/80R22.5	154/149M	TL	9.00	8.25	298	1047	488	3182	850	15.5	335	D	B	A	70	Yes	Yes
T675249	315/60R22.5	154/148L	TL	9.00	9.75	314	959	449	2915	900	13	344	C	B	B	72	Yes	Yes
T675302	315/70R22.5	156/150L (154/150M)	TL	9.00	9.75	312	1010	466	3093	900	14.5	351	C	B	A	70	Yes	Yes
T675220	315/70R22.5	156/150L (154/150M)	TL	9.00	9.75	312	1021	471	3103	900	14	351	C	B	A	70	Yes	Yes
T675214	315/80R22.5	156/150L (154/150M)	TL	9.00	9.75	314	1079	501	3280	850	15.5	351	D	B	A	70	Yes	Yes
T675241	385/55R22.5	160K	TL	11.75	12.25	384	1005	468	3055	900	15.5		D	C	A	70	Yes	Yes
T675222	385/65R22.5	160K (158L)	TL	11.75	12.25	376	1083	501	3292	900	15.5		C	B	A	70	Yes	Yes

LOAD CAPACITIES

Product code	Size	Fitting	Reference speed km/h	Maximum load capacity per axle (kg) at various cold inflation pressures (kPa)										
				650	675	700	725	750	775	800	825	850	875	900
T675221	295/80R22.5	Single	130	6050	6240	6420	6600	6790	6970	7140	7320	7500		
		Dual	130	10490	10810	11130	11450	11760	12070	12380	12690	13000		
T675249	315/60R22.5	Single	120	5780	5960	6130	6310	6480	6650	6830	7000	7160	7330	7500
		Dual	120	9710	10010	10310	10600	10890	11180	11470	11750	12040	12320	12600
T675302	315/70R22.5	Single	120	6170	6360	6540	6730	6910	7100	7280	7460	7640	7820	8000
		Dual	120	10330	10650	10960	11270	11580	11890	12200	12500	12800	13100	13400
		Single	130	5780	5960	6130	6310	6480	6650	6830	7000	7160	7330	7500
		Dual	130	10330	10650	10960	11270	11580	11890	12200	12500	12800	13100	13400
T675220	315/70R22.5	Single	120	6170	6360	6540	6730	6910	7100	7280	7460	7640	7820	8000
		Dual	120	10330	10650	10960	11270	11580	11890	12200	12500	12800	13100	13400
		Single	130	5780	5960	6130	6310	6480	6650	6830	7000	7160	7330	7500

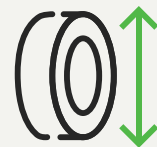
Product code	Size	Fitting	Reference speed km/h	Maximum load capacity per axle (kg) at various cold inflation pressures (kPa)										
				650	675	700	725	750	775	800	825	850	875	900
		Dual	130	10330	10650	10960	11270	11580	11890	12200	12500	12800	13100	13400
T675214	315/80R22.5	Single	120	6450	6650	6850	7040	7240	7430	7620	7810	8000		
		Dual	120	11070	11410	11750	12080	12420	12750	13070	13400			
		Single	130	6200	6390	6580	6760	6950	7130	7320	7500			
		Dual	130	11070	11410	11750	12080	12420	12750	13070	13400			
T675241	385/55R22.5	Single	110	6940	7150	7360	7570	7780	7990	8190	8390	8600	8800	9000
T675222	385/65R22.5	Single	110	6940	7150	7360	7570	7780	7990	8190	8390	8600	8800	9000
		Single	120	6860	7070	7280	7480	7690	7890	8100	8300	8500		

Note! The inflation pressures given in the table are minimum values. It is recommended to use 0.5-1.0 bar higher values to compensate the effect of temperature variation and possible pressure gauge error, but not more than 9.0 bar should be used.

NOKIAN TYRES HAKKA TRUCK STEER 2

ALL-WEATHER STEER AXLE TIRE – EXCELLENT HANDLING AND MILEAGE FOR LONG DISTANCE AND REGIONAL TRANSPORT

- New generation of the Hakka Truck range with improved mileage performance and low rolling resistance.
- Unique center tread design with siping in two directions, even wear shape and excellent handling properties.
- Deep siping in the center tread maintains grip when the tire wears down.



AVAILABLE SIZES

- 315/60R22.5 - T675325
- 315/70R22.5 - T675316
- 315/80R22.5 - T675348
- 385/55R22.5 - T675349
- 385/65R22.5 - T675354



2026-07-07

NOKIAN TYRES HAKKA TRUCK STEER 2

ALL SIZES

Product code	Size	LI/SS	TL/TT	Rim	Permitted rims	Width (mm)	Diameter (mm)	Loaded static radius (mm)	Rolling circumference (mm)	Pressure (kPa)	Tread depth (mm)	Min. dual spacing (mm)	Rolling resistance	Wet grip	Noise class	Noise (dB)	M+S	Snow grip marking (3PMSF)
T675325	315/60R22.5	154/148L	TL	9.00	9.75	317	952	441	2879	900	14	344	C	B	A	70	Yes	Yes
T675316	315/70R22.5	156/150L	TL	9.00	9.75	312	1011	467	3093	900	14.5	351	C	A	A	71	Yes	Yes
T675348	315/80R22.5	156/150L	TL	9.00	9.75	314	1084	502	3282	850	15.5	351	C	A	A	71	Yes	Yes
T675349	385/55R22.5	160K	TL	11.75	12.25	379	990	456	3018	900	14.5		C	A	B	72	Yes	Yes
T675354	385/65R22.5	164K	TL	11.75	12.25	385	1071	492	3248	900	15		B	A	A	71	Yes	Yes

LOAD CAPACITIES

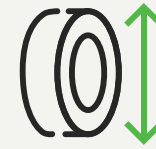
Product code	Size	Fitting	Reference speed km/h	Maximum load capacity per axle (kg) at various cold inflation pressures (kPa)										
				650	675	700	725	750	775	800	825	850	875	900
T675325	315/60R22.5	Single	120	5780	5960	6130	6310	6480	6650	6830	7000	7160	7330	7500
		Dual	120	9710	10010	10310	10600	10890	11180	11470	11750	12040	12320	12600
T675316	315/70R22.5	Single	120	6170	6360	6540	6730	6910	7100	7280	7460	7640	7820	8000
		Dual	120	10330	10650	10960	11270	11580	11890	12200	12500	12800	13100	13400
T675348	315/80R22.5	Single	120	6450	6650	6850	7040	7240	7430	7620	7810	8000		
		Dual	120	10810	11140	11470	11800	12120	12450	12770	13080	13400		
T675349	385/55R22.5	Single	110	6940	7150	7360	7570	7780	7990	8190	8390	8600	8800	9000
T675354	385/65R22.5	Single	110	7710	7940	8180	8410	8640	8870	9100	9330	9550	9780	10000

Note! The inflation pressures given in the table are minimum values. It is recommended to use 0.5-1.0 bar higher values to compensate the effect of temperature variation and possible pressure gauge error, but not more than 9.0 bar should be used.

NOKIAN TYRES E-TRUCK STEER

ALL-SEASON STEER AXLE TIRE – GOOD GRIP AND MILEAGE FOR REGIONAL TRANSPORTS

- New type of zigzag-shaped grooves prevent stone trapping.
- Even wear pattern for good mileage.
- Spiral Sipe System adds grip on all roads.



AVAILABLE SIZES

- 295/80R22.5 - T675336
- 295/80R22.5 - T675226
- 315/70R22.5 - T675297
- 315/70R22.5 - T675223
- 315/80R22.5 - T675308
- 315/80R22.5 - T675219
- 385/55R22.5 - T675333
- 385/55R22.5 - T675248
- 385/65R22.5 - T675332
- 385/65R22.5 - T675247

NOKIAN TYRES E-TRUCK STEER

ALL SIZES

Product code	Size	LI/SS	TL/TT	Rim	Permitted rims	Width (mm)	Diameter (mm)	Loaded static radius (mm)	Rolling circumference (mm)	Pressure (kPa)	Tread depth (mm)	Min. dual spacing (mm)	Rolling resistance	Wet grip	Noise class	Noise (dB)	M+S	Snow grip marking (3PMSF)
T675336	295/80R22.5	154/149M	TL	9.00	8.25	303	1050	458	3212	850	14.5	335	C	B	A	71	Yes	Yes
T675226	295/80R22.5	152/148M	TL	9.00	8.25	298	1044	487	3173	850	13.5	335	C	B	A	70	Yes	Yes
T675297	315/70R22.5	156/150L	TL	9.00	9.75	309	1015	469	3097	900	15.5	351	C	B	A	71	Yes	Yes
T675223	315/70R22.5	154/150L (152/148M)	TL	9.00	9.75	318	1019	473	3097	900	13.5	351	C	A	A	70	Yes	Yes
T675308	315/80R22.5	156/150L	TL	9.00	9.75	316	1077	501	3297	850	15	351	B	B	A	71	Yes	Yes
T675219	315/80R22.5	156/150L (154/150M)	TL	9.00	9.75	314	1071	498	3255	850	14.5	351	C	A	A	69	Yes	Yes
T675333	385/55R22.5	160K	TL	11.75	12.25	376	994	457	3040	900	14.5		B	B	A	70	Yes	Yes
T675248	385/55R22.5	160K	TL	11.75	12.25	381	999	465	3037	900	12.5		B	B	A	68	Yes	Yes
T675332	385/65R22.5	164K	TL	11.75	12.25	375	1073	493	3282	900	14.5		C	B	A	70	Yes	Yes
T675247	385/65R22.5	160K	TL	11.75	12.25	378	1078	498	3277	900	13.5		C	B	A	71	Yes	Yes

LOAD CAPACITIES

Product code	Size	Fitting	Reference speed km/h	Maximum load capacity per axle (kg) at various cold inflation pressures (kPa)										
				650	675	700	725	750	775	800	825	850	875	900
T675336	295/80R22.5	Single	130	6050	6240	6420	6600	6790	6970	7140	7320	7500		
		Dual	130	10490	10810	11130	11450	11760	12070	12380	12690	13000		
T675226	295/80R22.5	Single	130	5730	5900	6080	6250	6420	6590	6760	6930	7100		
		Dual	130	10170	10480	10790	11090	11400	11700	12000	12300	12600		
T675297	315/70R22.5	Single	120	6170	6360	6540	6730	6910	7100	7280	7460	7640	7820	8000
		Dual	120	10330	10650	10960	11270	11580	11890	12200	12500	12800	13100	13400
T675223	315/70R22.5	Single	120	5780	5960	6130	6310	6480	6650	6830	7000	7160	7330	7500
		Dual	120	10330	10650	10960	11270	11580	11890	12200	12500	12800	13100	13400
		Single	130	5730	5900	6080	6250	6420	6590	6760	6930	7100		

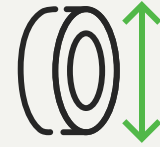
Product code	Size	Fitting	Reference speed km/h	Maximum load capacity per axle (kg) at various cold inflation pressures (kPa)										
				650	675	700	725	750	775	800	825	850	875	900
		Dual	130	10170	10480	10790	11090	11400	11700	12000	12300	12600		
T675308	315/80R22.5	Single	120	6450	6650	6850	7040	7240	7430	7620	7810	8000		
		Dual	120	10810	11140	11470	11800	12120	12450	12770	13080	13400		
T675219	315/80R22.5	Single	120	6450	6650	6850	7040	7240	7430	7620	7810	8000		
		Dual	120	11070	11410	11750	12080	12420	12750	13070	13400			
		Single	130	6200	6390	6580	6760	6950	7130	7320	7500			
		Dual	130	11070	11410	11750	12080	12420	12750	13070	13400			
T675333	385/55R22.5	Single	110	6940	7150	7360	7570	7780	7990	8190	8390	8600	8800	9000
T675248	385/55R22.5	Single	110	6940	7150	7360	7570	7780	7990	8190	8390	8600	8800	9000
T675332	385/65R22.5	Single	110	7710	7940	8180	8410	8640	8870	9100	9330	9550	9780	10000
T675247	385/65R22.5	Single	110	6940	7150	7360	7570	7780	7990	8190	8390	8600	8800	9000

Note! The inflation pressures given in the table are minimum values. It is recommended to use 0.5-1.0 bar higher values to compensate the effect of temperature variation and possible pressure gauge error, but not more than 9.0 bar should be used.

NOKIAN TYRES E-TRUCK STEER 17.5

ALL-SEASON STEER AXLE TIRE – STABILITY FOR LIGHT AND MEDIUM TRANSPORT

- Robust pattern with good stability and handling properties.
- Special zigzag-shaped wide grooves effectively reduce stone trapping.
- Abrasion-resistant rubber compound provides good mileage.



AVAILABLE SIZES

- 215/75R17.5 - T675338
- 235/75R17.5 - T675342
- 215/75R17.5 - T675252
- 235/75R17.5 - T675253

NOKIAN TYRES E-TRUCK STEER 17.5

ALL SIZES

Product code	Size	LI/SS	TL/TT	Rim	Permitted rims	Width (mm)	Diameter (mm)	Loaded static radius (mm)	Rolling circumference (mm)	Pressure (kPa)	Tread depth (mm)	Min. dual spacing (mm)	Rolling resistance	Wet grip	Noise class	Noise (dB)	M+S	Snow grip marking (3PMSF)
T675338	215/75R17.5	126/124M	TL	6.00	6.75	210	772	358	2363	700	12.5	239	C	B	A	71	Yes	Yes
T675252	215/75R17.5	126/124M	TL	6.00	6.75	213	761	357	2313	700	11.7	239	C	C	A	70	Yes	Yes
T675342	235/75R17.5	132/130M	TL	6.75	7.50	226	795	369	2432	775	12.5	262	C	B	A	71	Yes	Yes
T675253	235/75R17.5	132/130M	TL	6.75	7.50	238	791	370	2404	775	12.2	262	C	B	A	67	Yes	Yes

LOAD CAPACITIES

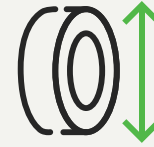
Product code	Size	Fitting	Reference speed km/h	Maximum load capacity per axle (kg) at various cold inflation pressures (kPa)														
				500	525	550	575	600	625	650	675	700	725	750	775			
T675338	215/75R17.5	Single	130	2600	2700	2800	2900	3010	3110	3200	3300	3400						
		Dual	130	4890	5080	5280	5470	5660	5850	6030	6220	6400						
T675252	215/75R17.5	Single	130	2600	2700	2800	2900	3010	3110	3200	3300	3400						
		Dual	130	4890	5080	5280	5470	5660	5850	6030	6220	6400						
T675342	235/75R17.5	Single	130			3040	3150	3260	3370	3470	3580	3690	3790	3900	4000			
		Dual	130			5780	5990	6190	6400	6600	6800	7010	7210	7400	7600			
T675253	235/75R17.5	Single	130			3040	3150	3260	3370	3470	3580	3690	3790	3900	4000			
		Dual	130			5780	5990	6190	6400	6600	6800	7010	7210	7400	7600			

Note! The inflation pressures given in the table are minimum values. It is recommended to use 0.5-1.0 bar higher values to compensate the effect of temperature variation and possible pressure gauge error, but not more than 9.0 bar should be used.

NOKIAN TYRES E-TRUCK STEER 19.5

ALL-SEASON STEER AXLE TIRE – STABILITY FOR LIGHT AND MEDIUM TRANSPORT

- Robust pattern with good stability and handling properties.
- Special zigzag-shaped wide grooves effectively reduce stone trapping.
- Abrasion-resistant rubber compound provides good mileage.



AVAILABLE SIZES

- 265/70R19.5 - T675263
- 285/70R19.5 - T675262
- 265/70R19.5 - T675343
- 285/70R19.5 - T675344



NOKIAN TYRES E-TRUCK STEER 19.5

ALL SIZES

Product code	Size	LI/SS	TL/TT	Rim	Permitted rims	Width (mm)	Diameter (mm)	Loaded static radius (mm)	Rolling circumference (mm)	Pressure (kPa)	Tread depth (mm)	Min. dual spacing (mm)	Rolling resistance	Wet grip	Noise class	Noise (dB)	M+S	Snow grip marking (3PMSF)
T675263	265/70R19.5	140/138M	TL	7.50	6.75, 8.25	252	859	398	2611	775	12.7	295	C	B	A	68	Yes	Yes
T675343	265/70R19.5	140/138M	TL	7.50	6.75, 8.25	260	862	399	2638	775	13	295	C	B	A	71	Yes	Yes
T675262	285/70R19.5	145/143M	TL	8.25	9.00	270	887	409	2696	850	13.1	318	C	C	A	67	Yes	Yes
T675344	285/70R19.5	146/144L	TL	8.25	9.00	278	895	415	2739	900	13.5	318	C	B	A	71	Yes	Yes

LOAD CAPACITIES

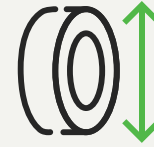
Product code	Size	Fitting	Reference speed km/h	Maximum load capacity per axle (kg) at various cold inflation pressures (kPa)														
				550	575	600	625	650	675	700	725	750	775	800	825	850	875	900
T675263	265/70R19.5	Single	130	3800	3940	4070	4210	4340	4480	4610	4740	4870	5000					
		Dual	130	7170	7430	7690	7950	8200	8450	8700	8950	9200	9440					
T675343	265/70R19.5	Single	130	3800	3940	4070	4210	4340	4480	4610	4740	4870	5000					
		Dual	130	7170	7430	7690	7950	8200	8450	8700	8950	9200	9440					
T675262	285/70R19.5	Single	130			4390	4540	4680	4820	4970	5110	5250	5390	5530	5660	5800		
		Dual	130			8250	8520	8790	9060	9330	9600	9860	10120	10380	10640	10900		
T675344	285/70R19.5	Single	120			4340	4480	4620	4770	4910	5050	5190	5320	5460	5600	5730	5870	6000
		Dual	120			8100	8370	8630	8900	9160	9420	9680	9940	10190	10450	10700	10950	11200

Note! The inflation pressures given in the table are minimum values. It is recommended to use 0.5-1.0 bar higher values to compensate the effect of temperature variation and possible pressure gauge error, but not more than 9.0 bar should be used.

NOKIAN TYRES R-TRUCK STEER

STEER AXLE TIRE – CONTROLLED STEERING FOR ON/OFF-ROAD USE

- Stone ejectors in the main grooves prolong operating life especially on rough surfaces.
- High quality rubber compound for a long service life.
- Low heat build-up means the tire wears evenly and retains its good properties throughout its lifetime.



AVAILABLE SIZES

- 315/80R22.5 - T675331
- 385/65R22.5 - T675313
- 315/80R22.5 - T675238
- 385/65R22.5 - T675239

NOKIAN TYRES R-TRUCK STEER

ALL SIZES

Product code	Size	LI/SS	TL/TT	Rim	Permitted rims	Width (mm)	Diameter (mm)	Loaded static radius (mm)	Rolling circumference (mm)	Pressure (kPa)	Tread depth (mm)	Min. dual spacing (mm)	Rolling resistance	Wet grip	Noise class	Noise (dB)	M+S	Snow grip marking (3PMSF)
T675331	315/80R22.5	156/150K	TL	9.00	9.75	311	1096	508	3282	850	16	351	C	A	A	71	Yes	Yes
T675238	315/80R22.5	156/150K	TL	9.00	9.75	309	1082	503	3289	825	16	351	C	B	A	70	Yes	Yes
T675313	385/65R22.5	164K	TL	11.75	12.25	386	1073	492	3248	900	16		C	A	B	72	Yes	Yes
T675239	385/65R22.5	160K	TL	11.75	12.25	378	1086	502	3301	900	16		C	B	A	71	Yes	Yes

LOAD CAPACITIES

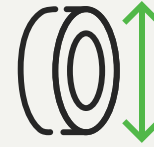
Product code	Size	Fitting	Reference speed km/h	Maximum load capacity per axle (kg) at various cold inflation pressures (kPa)										
				650	675	700	725	750	775	800	825	850	875	900
T675331	315/80R22.5	Single	110	6450	6650	6850	7040	7240	7430	7620	7810	8000		
		Dual	110	10810	11140	11470	11800	12120	12450	12770	13080	13400		
T675238	315/80R22.5	Single	110	6610	6810	7010	7210	7410	7610	7810	8000			
		Dual	110	11070	11410	11750	12080	12420	12750	13070	13400			
T675313	385/65R22.5	Single	110	7710	7940	8180	8410	8640	8870	9100	9330	9550	9780	10000
T675239	385/65R22.5	Single	110	6940	7150	7360	7570	7780	7990	8190	8390	8600	8800	9000

Note! The inflation pressures given in the table are minimum values. It is recommended to use 0.5-1.0 bar higher values to compensate the effect of temperature variation and possible pressure gauge error, but not more than 9.0 bar should be used.

NOKIAN TYRES HAKKAPELIITTA TRUCK D

WINTER DRIVE AXLE TIRE – SUPERIOR GRIP AND STABILITY IN THE LONG HAUL

- The deep 3D siping maintains grip even when the tire wears down.
- The patented Twin-Block pattern design ensures superior traction especially on packed snow and icy roads.
- New design with a lower rolling resistance saves fuel and the environment.



AVAILABLE SIZES

- 275/70R22.5 - T675233
- 295/80R22.5 - T675031
- 315/70R22.5 - T675032
- 315/80R22.5 - T675030



NOKIAN TYRES HAKKAPELIITTA TRUCK D

ALL SIZES

Product code	Size	LI/SS	TL/TT	Rim	Permitted rims	Width (mm)	Diameter (mm)	Loaded static radius (mm)	Rolling circumference (mm)	Pressure (kPa)	Tread depth (mm)	Min. dual spacing (mm)	Rolling resistance	Wet grip	Noise class	Noise (dB)	M+S	Snow grip marking (3PMSF)
T675233	275/70R22.5	148/145M	TL	8.25	7.50	276	958	445	2912	900	16	311	D	B	B	75	Yes	Yes
T675031	295/80R22.5	152/148M	TL	9.00	8.25	296	1063	495	3231	850	20	335	D	C	B	74	Yes	Yes
T675032	315/70R22.5	152/148M (154/150L)	TL	9.00	9.75	314	1032	476	3137	850	19.5	351	D	C	A	73	Yes	Yes
T675030	315/80R22.5	154/150M (156/150L)	TL	9.00	9.75	312	1087	504	3304	825	20	351	D	D	B	76	Yes	Yes

LOAD CAPACITIES

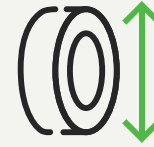
Product code	Size	Fitting	Reference speed km/h	Maximum load capacity per axle (kg) at various cold inflation pressures (kPa)										
				650	675	700	725	750	775	800	825	850	875	900
T675233	275/70R22.5	Single	130	4860	5000	5150	5300	5440	5590	5730	5880	6020	6160	6300
		Dual	130	8940	9220	9490	9760	10030	10290	10560	10820	11080	11340	11600
T675031	295/80R22.5	Single	130	5730	5900	6080	6250	6420	6590	6760	6930	7100		
		Dual	130	10170	10480	10790	11090	11400	11700	12000	12300	12600		
T675032	315/70R22.5	Single	120	5780	5960	6130	6310	6480	6650	6830	7000	7160	7330	7500
		Dual	120	10330	10650	10960	11270	11580	11890	12200	12500	12800	13100	13400
		Single	130	5730	5900	6080	6250	6420	6590	6760	6930	7100		
		Dual	130	10170	10480	10790	11090	11400	11700	12000	12300	12600		
T675030	315/80R22.5	Single	120	6450	6650	6850	7040	7240	7430	7620	7810	8000		
		Dual	120	11070	11410	11750	12080	12420	12750	13070	13400			
		Single	130	6200	6390	6580	6760	6950	7130	7320	7500			
		Dual	130	11070	11410	11750	12080	12420	12750	13070	13400			

Note! The inflation pressures given in the table are minimum values. It is recommended to use 0.5-1.0 bar higher values to compensate the effect of temperature variation and possible pressure gauge error, but not more than 9.0 bar should be used.

NOKIAN TYRES HAKKAPELIITTA TRUCK D2

WINTER DRIVE AXLE TIRE – ENHANCED WEAR RESISTANCE AND GRIP ON WINTER ROADS

- Deeper reach, better worn grip and improved stability due to peg siping and open center tread design.
- Patented Twin-Block pattern design to achieve superior stability and traction especially on packed snow and icy roads.
- New generation of Hakkapeliitta Truck D family with better mileage performance.



AVAILABLE SIZES

- 295/80R22.5 - T675320
- 315/80R22.5 - T675321
- 315/70R22.5 - T675301

NOKIAN TYRES HAKKAPELIITTA TRUCK D2

ALL SIZES

Product code	Size	LI/SS	TL/TT	Rim	Permitted rims	Width (mm)	Diameter (mm)	Loaded static radius (mm)	Rolling circumference (mm)	Pressure (kPa)	Tread depth (mm)	Min. dual spacing (mm)	Rolling resistance	Wet grip	Noise class	Noise (dB)	M+S	Snow grip marking (3PMSF)
T675320	295/80R22.5	152/148M (154/150L)	TL	9.00	8.25	305	1060	493	3232	850	19.5	335	D	B	A	73	Yes	Yes
T675301	315/70R22.5	154/150L (152/148M)	TL	9.00	9.75	312	1021	473	3093	900	19	351	D	B	A	73	Yes	Yes
T675321	315/80R22.5	156/150L (154/150M)	TL	9.00	9.75	310	1092	502	3282	850	20	351	D	B	B	75	Yes	Yes

LOAD CAPACITIES

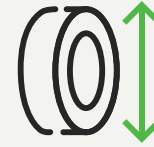
Product code	Size	Fitting	Reference speed km/h	Maximum load capacity per axle (kg) at various cold inflation pressures (kPa)										
				650	675	700	725	750	775	800	825	850	875	900
T675320	295/80R22.5	Single	120	6050	6240	6420	6600	6790	6970	7140	7320	7500		
		Dual	120	10810	11140	11470	11800	12120	12450	12770	13080	13400		
		Single	130	5730	5900	6080	6250	6420	6590	6760	6930	7100		
		Dual	130	10170	10480	10790	11090	11400	11700	12000	12300	12600		
T675301	315/70R22.5	Single	120	5780	5960	6130	6310	6480	6650	6830	7000	7160	7330	7500
		Dual	120	10330	10650	10960	11270	11580	11890	12200	12500	12800	13100	13400
		Single	130	5730	5900	6080	6250	6420	6590	6760	6930	7100		
		Dual	130	10170	10480	10790	11090	11400	11700	12000	12300	12600		
T675321	315/80R22.5	Single	120	6450	6650	6850	7040	7240	7430	7620	7810	8000		
		Dual	120	10810	11140	11470	11800	12120	12450	12770	13080	13400		
		Single	130	6050	6240	6420	6600	6790	6970	7140	7320	7500		
		Dual	130	10810	11140	11470	11800	12120	12450	12770	13080	13400		

Note! The inflation pressures given in the table are minimum values. It is recommended to use 0.5-1.0 bar higher values to compensate the effect of temperature variation and possible pressure gauge error, but not more than 9.0 bar should be used.

NOKIAN TYRES HAKKAPELIITTA TRUCK E2

WINTER DRIVE AXLE TIRE – SUPERIOR TRACTION AND OPTIMIZED PERFORMANCE ON SEVERE WINTER CONDITIONS

- Deeper reach, better grip when worn and improved stability due to peg siping.
- Consistent rigidity and even wear pattern brought by connected block system.
- Increased tire service life enabled by the open center tread design and extra deep-reaching center sipes.



AVAILABLE SIZES

- 275/70R22.5 - T675274
- 275/70R22.5 - T675357
- 295/80R22.5 - T675259
- 295/80R22.5 - T675290
- 295/80R22.5 - T675368
- 315/70R22.5 - T675258
- 315/70R22.5 - T675309
- 315/80R22.5 - T675257
- 315/80R22.5 - T675289



NOKIAN TYRES HAKKAPELIITTA TRUCK E2

ALL SIZES

Product code	Size	LI/SS	TL/TT	Rim	Permitted rims	Width (mm)	Diameter (mm)	Loaded static radius (mm)	Rolling circumference (mm)	Pressure (kPa)	Tread depth (mm)	Min. dual spacing (mm)	Rolling resistance	Wet grip	Noise class	Noise (dB)	M+S	Snow grip marking (3PMSF)
T675274	275/70R22.5	148/145M	TL	8.25	7.50	266	969	450	2945	900	17.5	311	E	C	B	74	Yes	Yes
T675357	275/70R22.5	148/145M	TL	8.25	7.50	275	970	450	2922	900	17.5	311	D	A	B	74	Yes	Yes
T675259	295/80R22.5	152/148M	TL	9.00	9.75	297	1064	495	3224	850	20	335	D	D	B	74	Yes	Yes
T675290	295/80R22.5	152/148M	TL	9.00	9.75	302	1055	492	3184	850	19.5	335	D	C	A	73	Yes	Yes
T675368	295/80R22.5	152/149M	TL	9.00	9.75	302	1055	492	3184	850	19.5	335	D	C	A	73	Yes	Yes
T675258	315/70R22.5	154/150L (152/148M)	TL	9.00	9.75	314	1027	474	3122	900	18.5	351	D	D	B	74	Yes	Yes
T675309	315/70R22.5	154/150L (152/148M)	TL	9.00	9.75	311	1018	471	3093	900	18.5	351	D	A	A	73	Yes	Yes
T675257	315/80R22.5	156/150L (154/150M)	TL	9.00	9.75	314	1089	506	3310	850	19.5	351	D	D	A	73	Yes	Yes
T675289	315/80R22.5	156/150L (154/150M)	TL	9.00	9.75	312	1094	502	3282	850	20	351	D	A	A	73	Yes	Yes

LOAD CAPACITIES

Product code	Size	Fitting	Reference speed km/h	Maximum load capacity per axle (kg) at various cold inflation pressures (kPa)										
				650	675	700	725	750	775	800	825	850	875	900
T675274	275/70R22.5	Single	130	4860	5000	5150	5300	5440	5590	5730	5880	6020	6160	6300
		Dual	130	8940	9220	9490	9760	10030	10290	10560	10820	11080	11340	11600
T675357	275/70R22.5	Single	130	4860	5000	5150	5300	5440	5590	5730	5880	6020	6160	6300
		Dual	130	8940	9220	9490	9760	10030	10290	10560	10820	11080	11340	11600
T675259	295/80R22.5	Single	130	5730	5900	6080	6250	6420	6590	6760	6930	7100		
		Dual	130	10170	10480	10790	11090	11400	11700	12000	12300	12600		
T675290	295/80R22.5	Single	130	5730	5900	6080	6250	6420	6590	6760	6930	7100		
		Dual	130	10170	10480	10790	11090	11400	11700	12000	12300	12600		
T675368	295/80R22.5	Single	130	5730	5900	6080	6250	6420	6590	6760	6930	7100		
		Dual	130	10490	10810	11130	11450	11760	12070	12380	12690	13000		

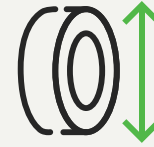
Product code	Size	Fitting	Reference speed km/h	Maximum load capacity per axle (kg) at various cold inflation pressures (kPa)										
				650	675	700	725	750	775	800	825	850	875	900
T675258	315/70R22.5	Single	120	5780	5960	6130	6310	6480	6650	6830	7000	7160	7330	7500
		Dual	120	10330	10650	10960	11270	11580	11890	12200	12500	12800	13100	13400
		Single	130	5730	5900	6080	6250	6420	6590	6760	6930	7100		
		Dual	130	10170	10480	10790	11090	11400	11700	12000	12300	12600		
T675309	315/70R22.5	Single	120	5780	5960	6130	6310	6480	6650	6830	7000	7160	7330	7500
		Dual	120	10330	10650	10960	11270	11580	11890	12200	12500	12800	13100	13400
		Single	130	5730	5900	6080	6250	6420	6590	6760	6930	7100		
		Dual	130	10170	10480	10790	11090	11400	11700	12000	12300	12600		
T675257	315/80R22.5	Single	120	6450	6650	6850	7040	7240	7430	7620	7810	8000		
		Dual	120	11070	11410	11750	12080	12420	12750	13070	13400			
		Single	130	6200	6390	6580	6760	6950	7130	7320	7500			
		Dual	130	11070	11410	11750	12080	12420	12750	13070	13400			
T675289	315/80R22.5	Single	120	6450	6650	6850	7040	7240	7430	7620	7810	8000		
		Dual	120	10810	11140	11470	11800	12120	12450	12770	13080	13400		

Note! The inflation pressures given in the table are minimum values. It is recommended to use 0.5-1.0 bar higher values to compensate the effect of temperature variation and possible pressure gauge error, but not more than 9.0 bar should be used.

NOKIAN TYRES HAKKA TRUCK DRIVE

ALL-WEATHER DRIVE AXLE TIRE - GRIP FOR REGIONAL TRANSPORT

- Open V-shaped tread design with good self-cleaning.
- Optimized tread pattern staggering ensures even wear pattern.
- Effective siping improves grip in both acceleration and braking.



AVAILABLE SIZES

- 295/60R22.5 - T675250
- 295/80R22.5 - T675034
- 315/60R22.5 - T675251
- 315/70R22.5 - T675303
- 315/70R22.5 - T675036
- 315/80R22.5 - T675035



NOKIAN TYRES HAKKA TRUCK DRIVE

ALL SIZES

Product code	Size	LI/SS	TL/TT	Rim	Permitted rims	Width (mm)	Diameter (mm)	Loaded static radius (mm)	Rolling circumference (mm)	Pressure (kPa)	Tread depth (mm)	Min. dual spacing (mm)	Rolling resistance	Wet grip	Noise class	Noise (dB)	M+S	Snow grip marking (3PMSF)
T675250	295/60R22.5	150/147L	TL	9.00	9.75	299	931	437	2830	900	15	329	D	C	B	76	Yes	Yes
T675034	295/80R22.5	152/148M	TL	9.00	8.25	296	1060	488	3222	850	18.5	335	E	C	B	75	Yes	Yes
T675251	315/60R22.5	152/148L	TL	9.00	9.75	311	963	450	2927	900	15.5	344	C	C	B	76	Yes	Yes
T675303	315/70R22.5	154/150L (152/148M)	TL	9.00	9.75	312	1017	472	3093	900	18	351	D	B	A	72	Yes	Yes
T675036	315/70R22.5	152/148M (154/150L)	TL	9.00	9.75	314	1029	474	3128	850	18	351	D	C	B	75	Yes	Yes
T675035	315/80R22.5	154/150M (156/150L)	TL	9.00	9.75	312	1085	504	3298	825	18.5	351	D	C	B	74	Yes	Yes

LOAD CAPACITIES

Product code	Size	Fitting	Reference speed km/h	Maximum load capacity per axle (kg) at various cold inflation pressures (kPa)										
				650	675	700	725	750	775	800	825	850	875	900
T675250	295/60R22.5	Single	120	5160	5320	5480	5640	5790	5940	6100	6250	6400	6550	6700
		Dual	120	9480	9770	10060	10350	10630	10910	11190	11470	11750	12030	12300
T675034	295/80R22.5	Single	130	5730	5900	6080	6250	6420	6590	6760	6930	7100		
		Dual	130	10170	10480	10790	11090	11400	11700	12000	12300	12600		
T675251	315/60R22.5	Single	120	5470	5640	5810	5970	6140	6300	6460	6620	6780	6940	7100
		Dual	120	9710	10010	10310	10600	10890	11180	11470	11750	12040	12320	12600
T675303	315/70R22.5	Single	120	5780	5960	6130	6310	6480	6650	6830	7000	7160	7330	7500
		Dual	120	10330	10650	10960	11270	11580	11890	12200	12500	12800	13100	13400
		Single	130	5730	5900	6080	6250	6420	6590	6760	6930	7100		
		Dual	130	10170	10480	10790	11090	11400	11700	12000	12300	12600		
T675036	315/70R22.5	Single	120	5780	5960	6130	6310	6480	6650	6830	7000	7160	7330	7500
		Dual	120	10330	10650	10960	11270	11580	11890	12200	12500	12800	13100	13400

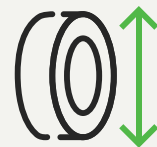
Product code	Size	Fitting	Reference speed km/h	Maximum load capacity per axle (kg) at various cold inflation pressures (kPa)										
				650	675	700	725	750	775	800	825	850	875	900
		Single	130	5730	5900	6080	6250	6420	6590	6760	6930	7100		
		Dual	130	10170	10480	10790	11090	11400	11700	12000	12300	12600		
T675035	315/80R22.5	Single	120	6450	6650	6850	7040	7240	7430	7620	7810	8000		
		Dual	120	11070	11410	11750	12080	12420	12750	13070	13400			
		Single	130	6200	6390	6580	6760	6950	7130	7320	7500			
		Dual	130	11070	11410	11750	12080	12420	12750	13070	13400			

Note! The inflation pressures given in the table are minimum values. It is recommended to use 0.5-1.0 bar higher values to compensate the effect of temperature variation and possible pressure gauge error, but not more than 9.0 bar should be used.

NOKIAN TYRES HAKKA TRUCK DRIVE 2

**ALL-WEATHER DRIVE AXLE TIRE –
ENHANCED GRIP AND EVEN WEAR FOR
LONG DISTANCE AND REGIONAL
TRANSPORT**

- New generation of the Hakka Truck range with improved mileage performance and low rolling resistance.
- Effective deep self generating siping improves grip in both acceleration and braking.
- Optimized tread pattern staggering ensures even wear pattern.



AVAILABLE SIZES

- 295/60R22.5 - T675324
- 315/80R22.5 - T675350
- 315/70R22.5 - T675315



NOKIAN TYRES HAKKA TRUCK DRIVE 2

ALL SIZES

Product code	Size	LI/SS	TL/TT	Rim	Permitted rims	Width (mm)	Diameter (mm)	Loaded static radius (mm)	Rolling circumference (mm)	Pressure (kPa)	Tread depth (mm)	Min. dual spacing (mm)	Rolling resistance	Wet grip	Noise class	Noise (dB)	M+S	Snow grip marking (3PMSF)
T675324	295/60R22.5	150/147L	TL	9.00	9.75	288	926	429	2806	900	17	329	D	A	A	73	Yes	Yes
T675315	315/70R22.5	154/150L	TL	9.00	9.75	311	1018	472	3093	900	18	351	D	A	A	73	Yes	Yes
T675350	315/80R22.5	156/150L (154/150M)	TL	9.00	9.75	314	1092	506	3282	850	18.5	351	D	B	A	73	Yes	Yes

LOAD CAPACITIES

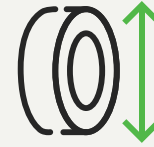
Product code	Size	Fitting	Reference speed km/h	Maximum load capacity per axle (kg) at various cold inflation pressures (kPa)										
				650	675	700	725	750	775	800	825	850	875	900
T675324	295/60R22.5	Single	120	5160	5320	5480	5640	5790	5940	6100	6250	6400	6550	6700
		Dual	120	9480	9770	10060	10350	10630	10910	11190	11470	11750	12030	12300
T675315	315/70R22.5	Single	120	5780	5960	6130	6310	6480	6650	6830	7000	7160	7330	7500
		Dual	120	10330	10650	10960	11270	11580	11890	12200	12500	12800	13100	13400
T675350	315/80R22.5	Single	120	6450	6650	6850	7040	7240	7430	7620	7810	8000		
		Dual	120	10810	11140	11470	11800	12120	12450	12770	13080	13400		
		Single	130	6200	6390	6580	6760	6950	7130	7320	7500			
		Dual	130	11070	11410	11750	12080	12420	12750	13070	13400			

Note! The inflation pressures given in the table are minimum values. It is recommended to use 0.5-1.0 bar higher values to compensate the effect of temperature variation and possible pressure gauge error, but not more than 9.0 bar should be used.

NOKIAN TYRES E-TRUCK DRIVE

ALL-SEASON DRIVE AXLE TIRE – RELIABLE TRACTION AND EVEN WEAR FOR REGIONAL TRANSPORT

- Effective block pattern and open center tread design ensure good traction.
- Even wear pattern for a long, trouble-free service life.
- Low rolling resistance and tire noise for fuel economy and comfort.



AVAILABLE SIZES

- 295/80R22.5 - T675282
- 295/80R22.5 - T675335
- 315/70R22.5 - T675296
- 315/70R22.5 - T675367
- 315/80R22.5 - T675280
- 315/80R22.5 - T675307

NOKIAN TYRES E-TRUCK DRIVE

ALL SIZES

Product code	Size	LI/SS	TL/TT	Rim	Permitted rims	Width (mm)	Diameter (mm)	Loaded static radius (mm)	Rolling circumference (mm)	Pressure (kPa)	Tread depth (mm)	Min. dual spacing (mm)	Rolling resistance	Wet grip	Noise class	Noise (dB)	M+S	Snow grip marking (3PMSF)
T675282	295/80R22.5	152/148M	TL	8.25		297	1054	491	3204	850	17.5	335	D	C	B	75	Yes	Yes
T675335	295/80R22.5	152/148M	TL	8.25		301	1058	492	3238	850	19.5	335	D	B	B	74	Yes	Yes
T675296	315/70R22.5	154/150L	TL	9.00	9.75	308	1022	474	3117	900	19.5	351	D	B	B	74	Yes	Yes
T675367	315/70R22.5	154/150L	TL	9.00	9.75	308	1022	474	3117	900	19.5	351	C	B	B	74	Yes	Yes
T675280	315/80R22.5	154/150M (156/150L)	TL	9.00	9.75	314	1076	502	3286	825	17.5	351	D	C	B	76	Yes	Yes
T675307	315/80R22.5	156/150L	TL	9.00	9.75	314	1089	505	3333	850	19.5	351	C	B	B	74	Yes	Yes

LOAD CAPACITIES

Product code	Size	Fitting	Reference speed km/h	Maximum load capacity per axle (kg) at various cold inflation pressures (kPa)										
				650	675	700	725	750	775	800	825	850	875	900
T675282	295/80R22.5	Single	130	5730	5900	6080	6250	6420	6590	6760	6930	7100		
		Dual	130	10170	10480	10790	11090	11400	11700	12000	12300	12600		
T675335	295/80R22.5	Single	130	5730	5900	6080	6250	6420	6590	6760	6930	7100		
		Dual	130	10170	10480	10790	11090	11400	11700	12000	12300	12600		
T675296	315/70R22.5	Single	120	5780	5960	6130	6310	6480	6650	6830	7000	7160	7330	7500
		Dual	120	10330	10650	10960	11270	11580	11890	12200	12500	12800	13100	13400
T675367	315/70R22.5	Single	120	5780	5960	6130	6310	6480	6650	6830	7000	7160	7330	7500
		Dual	120	10330	10650	10960	11270	11580	11890	12200	12500	12800	13100	13400
T675280	315/80R22.5	Single	120	6450	6650	6850	7040	7240	7430	7620	7810	8000		
		Dual	120	11070	11410	11750	12080	12420	12750	13070	13400			
		Single	130	6200	6390	6580	6760	6950	7130	7320	7500			
		Dual	130	11070	11410	11750	12080	12420	12750	13070	13400			

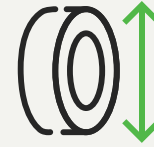
Product code	Size	Fitting	Reference speed km/h	Maximum load capacity per axle (kg) at various cold inflation pressures (kPa)										
				650	675	700	725	750	775	800	825	850	875	900
T675307	315/80R22.5	Single	120	6450	6650	6850	7040	7240	7430	7620	7810	8000		
		Dual	120	10810	11140	11470	11800	12120	12450	12770	13080	13400		

Note! The inflation pressures given in the table are minimum values. It is recommended to use 0.5-1.0 bar higher values to compensate the effect of temperature variation and possible pressure gauge error, but not more than 9.0 bar should be used.

NOKIAN TYRES E-TRUCK DRIVE 17.5

ALL-SEASON DRIVE AXLE TIRE - DURABILITY FOR LIGHT AND MEDIUM TRANSPORT

- Open block design with semi-open shoulder design improves the grip in all weather conditions.
- Optimized tread block staggering enables even wear shape and a long tire life.
- Abrasion-resistant rubber compound provides good mileage.



AVAILABLE SIZES

- 215/75R17.5 - T675337
- 235/75R17.5 - T675339
- 215/75R17.5 - T675255
- 235/75R17.5 - T675256

NOKIAN TYRES E-TRUCK DRIVE 17.5

ALL SIZES

Product code	Size	LI/SS	TL/TT	Rim	Permitted rims	Width (mm)	Diameter (mm)	Loaded static radius (mm)	Rolling circumference (mm)	Pressure (kPa)	Tread depth (mm)	Min. dual spacing (mm)	Rolling resistance	Wet grip	Noise class	Noise (dB)	M+S	Snow grip marking (3PMSF)
T675337	215/75R17.5	126/124M	TL	6.00	6.75	208	774	360	2368	700	14.5	239	D	B	B	74	Yes	Yes
T675255	215/75R17.5	126/124M	TL	6.00	6.75	213	763	358	2319	700	13.4	239	D	D	A	72	Yes	Yes
T675339	235/75R17.5	132/130M	TL	6.75	7.50	229	799	372	2446	775	14.5	262	D	B	B	74	Yes	Yes
T675256	235/75R17.5	132/130M	TL	6.75	7.50	238	791	370	2404	775	13.8	262	D	C	A	72	Yes	Yes

LOAD CAPACITIES

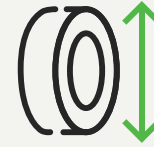
Product code	Size	Fitting	Reference speed km/h	Maximum load capacity per axle (kg) at various cold inflation pressures (kPa)														
				500	525	550	575	600	625	650	675	700	725	750	775			
T675337	215/75R17.5	Single	130	2600	2700	2800	2900	3010	3110	3200	3300	3400						
		Dual	130	4890	5080	5280	5470	5660	5850	6030	6220	6400						
T675255	215/75R17.5	Single	130	2600	2700	2800	2900	3010	3110	3200	3300	3400						
		Dual	130	4890	5080	5280	5470	5660	5850	6030	6220	6400						
T675339	235/75R17.5	Single	130			3040	3150	3260	3370	3470	3580	3690	3790	3900	4000			
		Dual	130			5780	5990	6190	6400	6600	6800	7010	7210	7400	7600			
T675256	235/75R17.5	Single	130			3040	3150	3260	3370	3470	3580	3690	3790	3900	4000			
		Dual	130			5780	5990	6190	6400	6600	6800	7010	7210	7400	7600			

Note! The inflation pressures given in the table are minimum values. It is recommended to use 0.5-1.0 bar higher values to compensate the effect of temperature variation and possible pressure gauge error, but not more than 9.0 bar should be used.

NOKIAN TYRES E-TRUCK DRIVE 19.5

ALL-SEASON DRIVE AXLE TIRE - DURABILITY FOR LIGHT AND MEDIUM TRANSPORT

- Open block design with semi-open shoulder design improves the grip in all weather conditions.
- Optimized tread block staggering enables even wear shape and long tire life.
- Abrasion-resistant rubber compound provides good mileage.



AVAILABLE SIZES

- 265/70R19.5 - T675265
- 285/70R19.5 - T675264
- 265/70R19.5 - T675340
- 285/70R19.5 - T675341

NOKIAN TYRES E-TRUCK DRIVE 19.5

ALL SIZES

Product code	Size	LI/SS	TL/TT	Rim	Permitted rims	Width (mm)	Diameter (mm)	Loaded static radius (mm)	Rolling circumference (mm)	Pressure (kPa)	Tread depth (mm)	Min. dual spacing (mm)	Rolling resistance	Wet grip	Noise class	Noise (dB)	M+S	Snow grip marking (3PMSF)
T675265	265/70R19.5	140/138M	TL	7.50	6.75, 8.25	252	865	400	2629	775	15	295	D	C	A	72	Yes	Yes
T675340	265/70R19.5	140/138M	TL	7.50	6.75, 8.25	260	866	401	2651	775	15	295	C	B	B	74	Yes	Yes
T675264	285/70R19.5	145/143M	TL	8.25	9.00	270	889	410	2702	850	14.3	318	C	C	A	73	Yes	Yes
T675341	285/70R19.5	146/144L	TL	8.25	9.00	279	898	416	2748	900	15	318	C	B	B	74	Yes	Yes

LOAD CAPACITIES

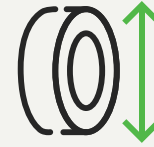
Product code	Size	Fitting	Reference speed km/h	Maximum load capacity per axle (kg) at various cold inflation pressures (kPa)														
				550	575	600	625	650	675	700	725	750	775	800	825	850	875	900
T675265	265/70R19.5	Single	130	3800	3940	4070	4210	4340	4480	4610	4740	4870	5000					
		Dual	130	7170	7430	7690	7950	8200	8450	8700	8950	9200	9440					
T675340	265/70R19.5	Single	130	3800	3940	4070	4210	4340	4480	4610	4740	4870	5000					
		Dual	130	7170	7430	7690	7950	8200	8450	8700	8950	9200	9440					
T675264	285/70R19.5	Single	130			4390	4540	4680	4820	4970	5110	5250	5390	5530	5660	5800		
		Dual	130			8250	8520	8790	9060	9330	9600	9860	10120	10380	10640	10900		
T675341	285/70R19.5	Single	120			4340	4480	4620	4770	4910	5050	5190	5320	5460	5600	5730	5870	6000
		Dual	120			8100	8370	8630	8900	9160	9420	9680	9940	10190	10450	10700	10950	11200

Note! The inflation pressures given in the table are minimum values. It is recommended to use 0.5-1.0 bar higher values to compensate the effect of temperature variation and possible pressure gauge error, but not more than 9.0 bar should be used.

NOKIAN TYRES R-TRUCK DRIVE

DRIVE AXLE TIRE – DURABILITY FOR DEMANDING ON/OFF-ROAD USE

- Open tread pattern ensures good self-cleaning and grip in changing driving conditions.
- High quality rubber compound for a long service life.
- Low heat build-up means the tire wears evenly and retains its good properties throughout its lifetime.



AVAILABLE SIZES

- 315/80R22.5 - T675312
- 315/80R22.5 - T675235

NOKIAN TYRES R-TRUCK DRIVE

ALL SIZES

Product code	Size	LI/SS	TL/TT	Rim	Permitted rims	Width (mm)	Diameter (mm)	Loaded static radius (mm)	Rolling circumference (mm)	Pressure (kPa)	Tread depth (mm)	Min. dual spacing (mm)	Rolling resistance	Wet grip	Noise class	Noise (dB)	M+S	Snow grip marking (3PMSF)
T675312	315/80R22.5	156/150K	TL	9.00	9.75	311	1096	508	3282	850	21.5	351	D	B	B	75	Yes	Yes
T675235	315/80R22.5	156/150K	TL	9.00	9.75	312	1076	500	3271	825	21	351	D	C	B	75	Yes	Yes

LOAD CAPACITIES

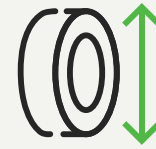
Product code	Size	Fitting	Reference speed km/h	Maximum load capacity per axle (kg) at various cold inflation pressures (kPa)								
				650	675	700	725	750	775	800	825	850
T675312	315/80R22.5	Single	110	6450	6650	6850	7040	7240	7430	7620	7810	8000
		Dual	110	10810	11140	11470	11800	12120	12450	12770	13080	13400
T675235	315/80R22.5	Single	110	6610	6810	7010	7210	7410	7610	7810	8000	
		Dual	110	11070	11410	11750	12080	12420	12750	13070	13400	

Note! The inflation pressures given in the table are minimum values. It is recommended to use 0.5-1.0 bar higher values to compensate the effect of temperature variation and possible pressure gauge error, but not more than 9.0 bar should be used.

NOKIAN TYRES HAKKAPELIITTA TRUCK T

**WINTER TRAILER TIRE - STABLE
PERFORMANCE AND SECURE TRACTION
ON SNOW AND ICE**

- Wide zigzag-shape grooves improve self-cleaning and grip on snow.
- Strong shoulders resist wear even in tight cornering.
- Marked stud locations for effective studding.



AVAILABLE SIZES

- 265/70R19.5 - T675358
- 265/70R19.5 - T675232

NOKIAN TYRES HAKKAPELIITTA TRUCK T

ALL SIZES

Product code	Size	LI/SS	TL/TT	Rim	Permitted rims	Width (mm)	Diameter (mm)	Loaded static radius (mm)	Rolling circumference (mm)	Pressure (kPa)	Tread depth (mm)	Min. dual spacing (mm)	Rolling resistance	Wet grip	Noise class	Noise (dB)	M+S	Snow grip marking (3PMSF)
T675358	265/70R19.5	143/141J	TL	7.50	6.75, 8.25	259	870	403	2601	900	14.5	295	D	C	A	71	Yes	Yes
T675232	265/70R19.5	143/141J	TL	7.50	6.75, 8.25	262	867	406	2635	850	14.5	295	D	C	B	72	Yes	Yes

LOAD CAPACITIES

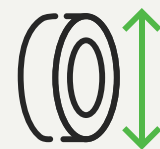
Product code	Size	Fitting	Reference speed km/h	Maximum load capacity per axle (kg) at various cold inflation pressures (kPa)										
				650	675	700	725	750	775	800	825	850	875	900
T675358	265/70R19.5	Single	100	4200	4330	4460	4580	4710	4840	4960	5080	5210	5330	5450
		Dual	100	7940	8180	8420	8660	8900	9140	9370	9610	9840	10070	10300
T675232	265/70R19.5	Single	100	4400	4530	4670	4800	4930	5060	5190	5320	5450		
		Dual	100	8310	8570	8820	9070	9320	9570	9810	10060	10300		

Note! The inflation pressures given in the table are minimum values. It is recommended to use 0.5-1.0 bar higher values to compensate the effect of temperature variation and possible pressure gauge error, but not more than 9.0 bar should be used.

NOKIAN TYRES HAKKA TRUCK 844+

STURDY TIRE FOR ALL SEASONS

- Belt structure ensures even wear and excellent mileage.
- The Spiral Sipe System maintains tire properties even when worn.
- Stone ejectors in the main grooves reduce stone trapping.



AVAILABLE SIZES

- 275/70R22.5 - T675215

NOKIAN TYRES HAKKA TRUCK 844+

ALL SIZES

Product code	Size	LI/SS	TL/TT	Rim	Permitted rims	Width (mm)	Diameter (mm)	Loaded static radius (mm)	Rolling circumference (mm)	Pressure (kPa)	Tread depth (mm)	Min. dual spacing (mm)	Rolling resistance	Wet grip	Noise class	Noise (dB)	M+S	Snow grip marking (3PMSF)
T675215	275/70R22.5	148/145L	TL	8.25	7.50	272	964	448	2930	900	14.5	311	C	B	A	67	Yes	Yes

LOAD CAPACITIES

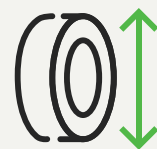
Product code	Size	Fitting	Reference speed km/h	Maximum load capacity per axle (kg) at various cold inflation pressures (kPa)										
				650	675	700	725	750	775	800	825	850	875	900
T675215	275/70R22.5	Single	120	4860	5000	5150	5300	5440	5590	5730	5880	6020	6160	6300
		Dual	120	8940	9220	9490	9760	10030	10290	10560	10820	11080	11340	11600

Note! The inflation pressures given in the table are minimum values. It is recommended to use 0.5-1.0 bar higher values to compensate the effect of temperature variation and possible pressure gauge error, but not more than 9.0 bar should be used.

NOKIAN TYRES HAKKA TRUCK TRAILER

ALL-WEATHER TRAILER TIRE – MILEAGE AND STABILITY FOR REGIONAL TRANSPORT

- New tread compound and tire construction for higher mileage and lower rolling resistance.
- Sturdy 5-rib open groove tread pattern with its dense, deep interlocking sipes ensures better grip.
- The wide shoulder design for improved stability and lateral grip as well as protection against lateral scrubbing.



AVAILABLE SIZES

- 265/70R19.5 - T675268
- 275/70R22.5 - T675273
- 385/55R22.5 - T675267
- 385/55R22.5 - T675304
- 385/65R22.5 - T675266



NOKIAN TYRES HAKKA TRUCK TRAILER

ALL SIZES

Product code	Size	LI/SS	TL/TT	Rim	Permitted rims	Width (mm)	Diameter (mm)	Loaded static radius (mm)	Rolling circumference (mm)	Pressure (kPa)	Tread depth (mm)	Min. dual spacing (mm)	Rolling resistance	Wet grip	Noise class	Noise (dB)	M+S	Snow grip marking (3PMSF)
T675268	265/70R19.5	143/141J	TL	7.50	6.75, 8.25	252	871	403	2648	850	14	295	C	C	A	71	Yes	Yes
T675273	275/70R22.5	148/145L	TL	8.25	7.50	273	969	450	2945	900	14.5	311	D	C	A	68	Yes	Yes
T675267	385/55R22.5	160K (158L)	TL	11.75	12.25	381	1003	467	3049	900	15		B	C	A	69	Yes	Yes
T675304	385/55R22.5	160K	TL	11.75	12.25	379	992	456	3018	900	15		C	B	A	71	Yes	Yes
T675266	385/65R22.5	160K (158L)	TL	11.75	12.25	380	1084	501	3295	900	15.5		B	C	A	67	Yes	Yes

LOAD CAPACITIES

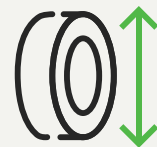
Product code	Size	Fitting	Reference speed	Maximum load capacity per axle (kg) at various cold inflation pressures (kPa)										
				km/h	650	675	700	725	750	775	800	825	850	875
T675268	265/70R19.5	Single	100	4400	4530	4670	4800	4930	5060	5190	5320	5450		
		Dual	100	8310	8570	8820	9070	9320	9570	9810	10060	10300		
T675273	275/70R22.5	Single	120	4860	5000	5150	5300	5440	5590	5730	5880	6020	6160	6300
		Dual	120	8940	9220	9490	9760	10030	10290	10560	10820	11080	11340	11600
T675267	385/55R22.5	Single	110	6940	7150	7360	7570	7780	7990	8190	8390	8600	8800	9000
		Single	120	6860	7070	7280	7480	7690	7890	8100	8300	8500		
T675304	385/55R22.5	Single	110	6940	7150	7360	7570	7780	7990	8190	8390	8600	8800	9000
T675266	385/65R22.5	Single	110	6940	7150	7360	7570	7780	7990	8190	8390	8600	8800	9000
		Single	120	6860	7070	7280	7480	7690	7890	8100	8300	8500		

Note! The inflation pressures given in the table are minimum values. It is recommended to use 0.5-1.0 bar higher values to compensate the effect of temperature variation and possible pressure gauge error, but not more than 9.0 bar should be used.

NOKIAN TYRES HAKKA TRUCK TRAILER 2

ALL-WEATHER TRAILER TIRE – IMPROVED MILEAGE AND STABILITY FOR LONG DISTANCE AND REGIONAL TRANSPORT

- New generation of the Hakka Truck range with improved mileage performance and low rolling resistance.
- Sturdy tread pattern and deep tread with effective transverse sipes for better grip.
- The wide shoulder design for improved stability and lateral grip as well as protection against lateral scrubbing.



AVAILABLE SIZES

- 265/70R19.5 - T675352
- 275/70R22.5 - T675353
- 435/50R19.5 - T675326
- 385/55R22.5 - T675317
- 445/45R19.5 - T675359
- 385/65R22.5 - T675351



2026-07-07

NOKIAN TYRES HAKKA TRUCK TRAILER 2

ALL SIZES

Product code	Size	LI/SS	TL/TT	Rim	Permitted rims	Width (mm)	Diameter (mm)	Loaded static radius (mm)	Rolling circumference (mm)	Pressure (kPa)	Tread depth (mm)	Min. dual spacing (mm)	Rolling resistance	Wet grip	Noise class	Noise (dB)	M+S	Snow grip marking (3PMSF)
T675352	265/70R19.5	143/141J	TL	7.50	6.75, 8.25	260	871	404	2601	850	14.5	295	C	A	A	71	Yes	Yes
T675326	435/50R19.5	164J	TL	14.00	15.00	429	925	419	2821	900	13		C	A	A	71	Yes	Yes
T675359	445/45R19.5	164J	TL	14.00	15.00	438	898	407	2712	900	13		C	A	B	72	Yes	Yes
T675353	275/70R22.5	148/145L	TL	8.25	7.50	274	964	448	2922	900	14.5	311	C	A	A	70	Yes	Yes
T675317	385/55R22.5	160K	TL	11.75	12.25	379	992	456	3018	900	15		B	A	A	70	Yes	Yes
T675351	385/65R22.5	164K	TL	11.75	12.25	387	1073	495	3248	900	15.5		B	A	A	71	Yes	Yes

LOAD CAPACITIES

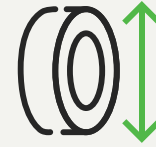
Product code	Size	Fitting	Reference speed km/h	Maximum load capacity per axle (kg) at various cold inflation pressures (kPa)										
				650	675	700	725	750	775	800	825	850	875	900
T675352	265/70R19.5	Single	100	4400	4530	4670	4800	4930	5060	5190	5320	5450		
		Dual	100	8310	8570	8820	9070	9320	9570	9810	10060	10300		
T675326	435/50R19.5	Single	100	7710	7940	8180	8410	8640	8870	9100	9330	9550	9780	10000
T675359	445/45R19.5	Single	100	7710	7940	8180	8410	8640	8870	9100	9330	9550	9780	10000
T675353	275/70R22.5	Single	120	4860	5000	5150	5300	5440	5590	5730	5880	6020	6160	6300
		Dual	120	8940	9220	9490	9760	10030	10290	10560	10820	11080	11340	11600
T675317	385/55R22.5	Single	110	6940	7150	7360	7570	7780	7990	8190	8390	8600	8800	9000
T675351	385/65R22.5	Single	110	7710	7940	8180	8410	8640	8870	9100	9330	9550	9780	10000

Note! The inflation pressures given in the table are minimum values. It is recommended to use 0.5-1.0 bar higher values to compensate the effect of temperature variation and possible pressure gauge error, but not more than 9.0 bar should be used.

NOKIAN TYRES E-TRUCK TRAILER

ALL-SEASON TRAILER TIRE – STABILITY AND GRIP FOR REGIONAL TRANSPORT

- New zigzag-shaped grooves improve stability.
- Groove design reduces stone trapping, resulting in longer tire life.
- Good grip on main road use.



AVAILABLE SIZES

- 215/75R17.5 - T675334
- 215/75R17.5 - T675254
- 235/75R17.5 - T675327
- 235/75R17.5 - T675245
- 245/70R17.5 - T675328
- 245/70R17.5 - T675246
- 265/70R19.5 - T675329
- 265/70R19.5 - T675244
- 385/55R22.5 - T675270
- 385/55R22.5 - T675306
- 385/65R22.5 - T675217
- 385/65R22.5 - T675275
- 385/65R22.5 - T675283
- 385/65R22.5 - T675305

NOKIAN TYRES E-TRUCK TRAILER

ALL SIZES

Product code	Size	LI/SS	TL/TT	Rim	Permitted rims	Width (mm)	Diameter (mm)	Loaded static radius (mm)	Rolling circumference (mm)	Pressure (kPa)	Tread depth (mm)	Min. dual spacing (mm)	Rolling resistance	Wet grip	Noise class	Noise (dB)	M+S	Snow grip marking (3PMSF)
T675334	215/75R17.5	135/133J	TL	6.00	6.75	210	772	355	2361	850	12	239	C	B	A	69	Yes	Yes
T675254	215/75R17.5	135/133J	TL	6.00	6.75	212	776	363	2359	850	12	239	D	B	A	69	Yes	Yes
T675327	235/75R17.5	143/141J	TL	6.75	7.50	228	795	363	2433	900	13	262	C	B	A	69	Yes	Yes
T675245	235/75R17.5	143/141J	TL	6.75	7.50	238	805	375	2447	875	13	262	C	A	A	69	Yes	Yes
T675328	245/70R17.5	143/141J (146/146F)	TL	7.50	6.75	243	792	363	2424	900	13	279	C	B	A	69	Yes	Yes
T675246	245/70R17.5	143/141J (146/146F)	TL	7.50	6.75	244	797	368	2423	875	13	279	D	A	A	71	Yes	Yes
T675329	265/70R19.5	143/141J	TL	7.50	6.75, 8.25	261	865	400	2646	850	14	295	C	B	A	69	Yes	Yes
T675244	265/70R19.5	143/141J	TL	7.50	6.75, 8.25	250	871	404	2648	850	13.5	295	D	A	A	71	Yes	Yes
T675270	385/55R22.5	160K (158L)	TL	11.75	12.25	381	1003	467	3049	900	14		C	B	A	69	Yes	Yes
T675306	385/55R22.5	160K	TL	11.75	12.25	377	994	457	3040	900	14.5		B	B	A	70	Yes	Yes
T675217	385/65R22.5	160K (158L)	TL	11.75	12.25	378	1080	499	3283	900	15.5		C	B	A	70	Yes	Yes
T675275	385/65R22.5	164K	TL	11.75	12.25	381	1080	499	3283	900	15.5		C	B	A	68	Yes	Yes
T675283	385/65R22.5	160K (158L)	TL	11.75	12.25	378	1080	499	3283	900	15.5		C	B	A	68	Yes	Yes
T675305	385/65R22.5	164K	TL	11.75	12.25	378	1073	494	3282	900	15		B	B	A	69	Yes	Yes

LOAD CAPACITIES

Product code	Size	Fitting	Reference speed km/h	Maximum load capacity per axle (kg) at various cold inflation pressures (kPa)										
				650	675	700	725	750	775	800	825	850	875	900
T675334	215/75R17.5	Single	100	3520	3630	3730	3840	3940	4050	4150	4260	4360		
		Dual	100	6650	6850	7050	7260	7450	7650	7850	8050	8240		
T675254	215/75R17.5	Single	100	3520	3630	3730	3840	3940	4050	4150	4260	4360		
		Dual	100	6650	6850	7050	7260	7450	7650	7850	8050	8240		
T675327	235/75R17.5	Single	100	4200	4330	4460	4580	4710	4840	4960	5080	5210	5330	5450
		Dual	100	7940	8180	8420	8660	8900	9140	9370	9610	9840	10070	10300

Product code	Size	Fitting	Reference speed km/h	Maximum load capacity per axle (kg) at various cold inflation pressures (kPa)											
				650	675	700	725	750	775	800	825	850	875	900	
T675245	235/75R17.5	Single	100	4300	4430	4560	4690	4820	4950	5070	5200	5330	5450		
		Dual	100	8120	8370	8620	8860	9100	9350	9590	9830	10060	10300		
T675328	245/70R17.5	Single	80	4620	4770	4910	5050	5190	5320	5460	5600	5730	5870	6000	
		Dual	80	9250	9530	9810	10090	10370	10650	10920	11190	11460	11730	12000	
		Single	100	4200	4330	4460	4580	4710	4840	4960	5080	5210	5330	5450	
		Dual	100	7940	8180	8420	8660	8900	9140	9370	9610	9840	10070	10300	
T675246	245/70R17.5	Single	80	4620	4770	4910	5050	5190	5320	5460	5600	5730	5870	6000	
		Dual	80	9250	9530	9810	10090	10370	10650	10920	11190	11460	11730	12000	
		Single	100	4300	4430	4560	4690	4820	4950	5070	5200	5330	5450		
		Dual	100	8120	8370	8620	8860	9100	9350	9590	9830	10060	10300		
T675329	265/70R19.5	Single	100	4400	4530	4670	4800	4930	5060	5190	5320	5450			
		Dual	100	8310	8570	8820	9070	9320	9570	9810	10060	10300			
T675244	265/70R19.5	Single	100	4400	4530	4670	4800	4930	5060	5190	5320	5450			
		Dual	100	8310	8570	8820	9070	9320	9570	9810	10060	10300			
T675270	385/55R22.5	Single	110	6940	7150	7360	7570	7780	7990	8190	8390	8600	8800	9000	
		Single	120	6860	7070	7280	7480	7690	7890	8100	8300	8500			
T675306	385/55R22.5	Single	110	6940	7150	7360	7570	7780	7990	8190	8390	8600	8800	9000	
T675217	385/65R22.5	Single	110	6940	7150	7360	7570	7780	7990	8190	8390	8600	8800	9000	
		Single	120	6860	7070	7280	7480	7690	7890	8100	8300	8500			
T675275	385/65R22.5	Single	110	7710	7940	8180	8410	8640	8870	9100	9330	9550	9780	10000	
T675283	385/65R22.5	Single	110	6940	7150	7360	7570	7780	7990	8190	8390	8600	8800	9000	
		Single	120	6860	7070	7280	7480	7690	7890	8100	8300	8500			
T675305	385/65R22.5	Single	110	7710	7940	8180	8410	8640	8870	9100	9330	9550	9780	10000	

Note! The inflation pressures given in the table are minimum values. It is recommended to use 0.5-1.0 bar higher values to compensate the effect of temperature variation and possible pressure gauge error, but not more than 9.0 bar should be used.

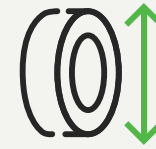
NOKIAN TYRES R-TRUCK TRAILER

TRAILER TIRE – RELIABLE PERFORMANCE ON VARIABLE SURFACES FOR ON/OFF-ROAD USE

- Robust design ensures excellent mileage in addition to resistance to damage.
- Special rubber compound and low heat build-up means that tire wears evenly and retains its good properties throughout its lifetime.
- Strong shoulders withstand tight cornering and the staggered tread pattern wears evenly.



2026-07-07



AVAILABLE SIZES

- 265/70R19.5 - T675295
- 265/70R19.5 - T675242
- 285/70R19.5 - T675269
- 285/70R19.5 - T675360
- 275/70R22.5 - T675345
- 275/70R22.5 - T675243
- 385/65R22.5 - T675314
- 385/65R22.5 - T675234

NOKIAN TYRES R-TRUCK TRAILER

ALL SIZES

Product code	Size	LI/SS	TL/TT	Rim	Permitted rims	Width (mm)	Diameter (mm)	Loaded static radius (mm)	Rolling circumference (mm)	Pressure (kPa)	Tread depth (mm)	Min. dual spacing (mm)	Rolling resistance	Wet grip	Noise class	Noise (dB)	M+S	Snow grip marking (3PMSF)
T675295	265/70R19.5	143/141J	TL	7.50	6.75, 8.25	259	872	403	2601	900	15	295	D	A	A	71	Yes	Yes
T675242	265/70R19.5	143/141J	TL	7.50	6.75, 8.25	252	877	405	2666	850	15	295	E	B	B	73	Yes	Yes
T675269	285/70R19.5	150/148J	TL	8.25	9.00	266	895	413	2720	900	14.5	318	D	B	B	72	Yes	Yes
T675360	285/70R19.5	150/148J	TL	8.25	9.00	279	894	410	2703	900	14.5	318	D	A	B	72	Yes	Yes
T675345	275/70R22.5	148/145K	TL	8.25	7.50	275	975	448	2922	900	16	311	D	A	A	71	Yes	Yes
T675243	275/70R22.5	148/145K	TL	8.25	7.50	273	972	451	2955	900	16	311	D	B	B	74	Yes	Yes
T675314	385/65R22.5	164K	TL	11.75	12.25	385	1071	491	3248	900	15		C	A	B	73	Yes	Yes
T675234	385/65R22.5	160K	TL	11.75	12.25	389	1072	496	3258	900	15		C	B	B	74	Yes	Yes

LOAD CAPACITIES

Product code	Size	Fitting	Reference speed km/h	Maximum load capacity per axle (kg) at various cold inflation pressures (kPa)										
				650	675	700	725	750	775	800	825	850	875	900
T675295	265/70R19.5	Single	100	4200	4330	4460	4580	4710	4840	4960	5080	5210	5330	5450
		Dual	100	7940	8180	8420	8660	8900	9140	9370	9610	9840	10070	10300
T675242	265/70R19.5	Single	100	4400	4530	4670	4800	4930	5060	5190	5320	5450		
		Dual	100	8310	8570	8820	9070	9320	9570	9810	10060	10300		
T675269	285/70R19.5	Single	100	5160	5320	5480	5640	5790	5940	6100	6250	6400	6550	6700
		Dual	100	9710	10010	10310	10600	10890	11180	11470	11750	12040	12320	12600
T675360	285/70R19.5	Single	100	5160	5320	5480	5640	5790	5940	6100	6250	6400	6550	6700
		Dual	100	9710	10010	10310	10600	10890	11180	11470	11750	12040	12320	12600
T675345	275/70R22.5	Single	110	4860	5000	5150	5300	5440	5590	5730	5880	6020	6160	6300
		Dual	110	8940	9220	9490	9760	10030	10290	10560	10820	11080	11340	11600
T675243	275/70R22.5	Single	110	4860	5000	5150	5300	5440	5590	5730	5880	6020	6160	6300

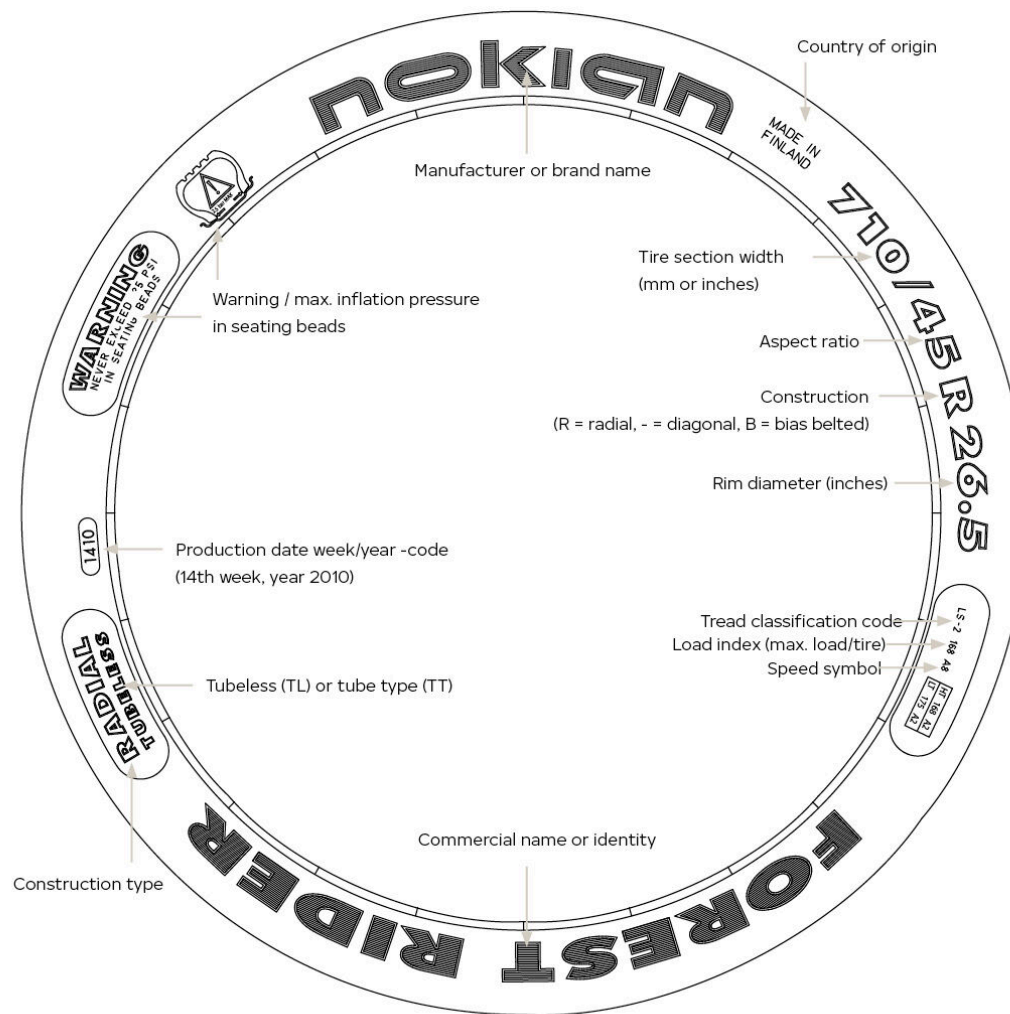
Product code	Size	Fitting	Reference speed km/h	Maximum load capacity per axle (kg) at various cold inflation pressures (kPa)										
				650	675	700	725	750	775	800	825	850	875	900
		Dual	110	8940	9220	9490	9760	10030	10290	10560	10820	11080	11340	11600
T675314	385/65R22.5	Single	110	7710	7940	8180	8410	8640	8870	9100	9330	9550	9780	10000
T675234	385/65R22.5	Single	110	6940	7150	7360	7570	7780	7990	8190	8390	8600	8800	9000

Note! The inflation pressures given in the table are minimum values. It is recommended to use 0.5-1.0 bar higher values to compensate the effect of temperature variation and possible pressure gauge error, but not more than 9.0 bar should be used.

GENERAL INFO

Nokian Heavy Tyres is passionate in developing high quality solutions for the most extreme conditions found in forests, modern day farming, municipal contracting, transportation terminals and underground applications. In addition to tire and supplementary item information, this manual focuses on the special necessities and requirements in each product category. The forestry section, for example, has a detailed guide on the right tire and inflation pressure choice by application. This technical manual will be your tool in finding the right tire for your work, with a promise on carefree working hours.

TIRE MARKINGS



TIRE CLASSIFICATION CODES

OPTIONAL MARKING

TRA Code	Tread type
Agricultural tractor drive wheel tires	
R-1	Regular service (tread)
R-1W	Wet traction service
R-1S	Sprayer / spreader service
R-2	Cane and rice service (deep tread)
R-3	Flotation service (shallow tread)
R-4	Industrial service (construction application)
Agricultural tractor steering wheel tires (non-traction pattern)	
F-1	Single rib tread
F-2	Multiple rib tread
F-3	Industrial service (construction application)
Agricultural implement tires	
I-1	Multi-rib tread
I-2	Moderate traction service
I-3	Traction tread
I-4	Plough tail wheel service
I-5	Steering service
I-6	Smooth tread
Garden tractor tires (implement tires)	
G-1	Traction service
G-2	Flotation traction service
G-3	Maximum flotation service

TRA Code	Tread type
Grader tires (Motor graders)	
G-2	Traction regular
G-3	Rock regular
Logging and forestry service tires	
LS-1	Regular tread
LS-2	Intermediate tread
LS-3	Deep tread
LS-4	Shallow tread
High flotation tires for off-the-road service	
HF-1	Shallow tread
HF-2	Regular tread
HF-3	Deep tread
HF-4	Extra deep tread
Earthmover tires (Dump trucks and scrapers)	
E-1	Rib regular
E-2	Traction regular
E-3	Rock regular
E-4	Rock deep tread
E-7	Flotation
Loader and dozer tires (Front-end loaders and dozers)	
L-2	Traction regular
L-3	Rock regular
L-4	Rock deep tread

TRA Code	Tread type
L-5	Rock extra deep tread
L-4S	Smooth deep tread
L-5S	Smooth extra deep tread
Compactor tires	
C-1	Smooth
Industrial tires (Straddle carriers, transfer cranes, towing tractors, reach stackers and fork lifts)	
IND-3	Traction regular
IND-4	Deep tread
IND-5	Extra deep tread

Notice! TRA = Tire and Rim Association Inc.

LOAD INDEX

THE LOAD INDEX (LI) IS A NUMERICAL CODE ASSOCIATED WITH THE MAXIMUM LOAD A TIRE CAN CARRY.

LI	kg	LI	kg	LI	kg	LI	kg	LI	kg	LI	kg	LI	kg	LI	kg	LI	kg	LI	kg	LI	kg	LI	kg	LI	kg
0	45	22	85	44	160	66	300	88	560	110	1 060	132	2 000	154	3 750	176	7 100	198	13 200	220	25 000	242	47 500	264	90 000
1	46.2	23	87.5	45	165	67	307	89	580	111	1 090	133	2 060	155	3 875	177	7 300	199	13 600	221	25 750	243	48 750	265	92 500
2	47.5	24	90	46	170	68	315	90	600	112	1 120	134	2 120	156	4 000	178	7 500	200	14 000	222	26 500	244	50 000	266	95 000
3	48.7	25	92.5	47	175	69	325	91	615	113	1 150	135	2 180	157	4 125	179	7 750	201	14 500	223	27 250	245	51 500	267	97 500
4	50	26	95	48	180	70	335	92	630	114	1 180	136	2 240	158	4 250	180	8 000	202	15 000	224	28 000	246	53 000	268	100 000
5	51.5	27	97.5	49	185	71	345	93	650	115	1 215	137	2 300	159	4 375	181	8 250	203	15 500	225	29 000	247	54 500	269	103 000
6	53	28	100	50	190	72	355	94	670	116	1 250	138	2 360	160	4 500	182	8 500	204	16 000	226	30 000	248	56 000	270	106 000
7	54.5	29	193	51	195	73	365	95	690	117	1 285	139	2 430	161	4 625	183	8 750	205	16 500	227	30 750	249	58 000	271	109 000
8	56	30	106	52	200	74	375	96	710	118	1 320	140	2 500	162	4 750	184	9 000	206	17 000	228	31 500	250	60 000	272	112 000
9	58	31	109	53	206	75	387	97	730	119	1 360	141	2 575	163	4 875	185	9 250	207	17 500	229	32 500	251	61 500	273	115 000
10	60	32	112	54	212	76	400	98	750	120	1 400	142	2 650	164	5 000	186	9 500	208	18 000	230	33 500	252	63 000	274	118 000
11	61.5	33	115	55	218	77	412	99	775	121	1 450	143	2 725	165	5 150	187	9 750	209	18 500	231	34 500	253	65 000	275	121 000
12	63	34	118	56	224	78	425	100	800	122	1 500	144	2 800	166	5 300	188	10 000	210	19 000	232	35 500	254	67 000	276	125 000
13	65	35	121	57	230	79	437	101	825	123	1 550	145	2 900	167	5 450	189	10 300	211	19 500	233	36 500	255	69 000	277	128 500
14	67	36	125	58	236	80	450	102	850	124	1 600	146	3 000	168	5 600	190	10 600	212	20 000	234	37 500	256	71 000	278	132 000
15	69	37	128	59	243	81	462	103	875	125	1 650	147	3 075	169	5 800	191	10 900	213	20 600	235	38 750	257	73 000	279	136 000
16	71	38	132	60	250	82	475	104	900	126	1 700	148	3 150	170	6 000	192	11 200	214	21 200	236	40 000	258	75 000		
17	73	39	136	61	257	83	487	105	925	127	1 750	149	3 250	171	6 150	193	11 500	215	21 800	237	41 250	259	77 500		
18	75	40	140	62	265	84	500	106	950	128	1 800	150	3 350	172	6 300	194	11 800	216	22 400	238	42 500	260	80 000		
19	77.5	41	145	63	272	85	515	107	975	129	1 850	151	3 450	173	6 500	195	12 150	217	23 000	239	43 750	261	82 500		
20	80	42	150	64	280	86	530	108	1 000	130	1 900	152	3 550	174	6 700	196	12 500	218	23 600	240	45 000	262	85 000		
21	82.5	43	155	65	290	87	545	109	1 030	131	1 950	153	3 650	175	6 900	197	12 850	219	24 300	241	46 250	263	87 500		

Example: 157 A8 a tire can carry maximum 4125 kg at the maximum speed of 40 km/h.

UNITS

Quantity	S.I. units	Other units
Length	m (metre)	1 inch (") = 0.0254 m (or 25.4 mm)
		1 mile = 1 609 m (or 1.609 km)
Mass	kg (kilogram)	1 pound (lb) = 0.4536 kg
Pressure	Pa (Pascal)	1 bar = 100 kPa
		1 pound per square inch (psi or lb/in ²) = 6.895 kPa
		1 kg/cm ² = 98.066 kPa
Speed	m/s	1 km per hour (km/h) = 0.277778 m/s
	(metre per second)	1 mile per hour (mph) = 0.4470 m/s (or 1.60935 km/h)

PICTOGRAM

MARKED ON BOTH TIRE SIDEWALLS

Expects the maximum inflation pressure not to be exceeded for bead seating during tire mounting. The value of inflation pressure (2.5 bar in the example) must be the same as specified by the tire manufacturer.



Speed symbol

The SPEED SYMBOL (SS) indicates the maximum speed at which the tire can carry a load corresponding to its Load Index.

SS	km/h	mph
A1	5	2.5
A2	10	5
A3	15	10
A4	20	12.5
A5	25	15
A6	30	20
A7	35	22.5
A8	40	25
B	50	30
C	60	35
D	65	40
E	70	43
F	80	50
G	90	55
J	100	62
K	110	68
L	120	75
M	130	81
N	140	87
P	150	93
Q	160	99
R	170	106
S	180	112
T	190	118

LOW SPOT MARKING (UPON REQUEST)

This marking is used for match-mounting tires on agricultural tractor wheels equipped with a high spot marking.

In the tire industry, **low spot marking** refers to the identification and marking of the area on a tire that has the lowest radial runout, meaning the point where the tire's tread or sidewall is closest to the center of the wheel. This process is crucial for ensuring optimal tire balance and reducing vibrations when the tire is mounted on a vehicle.

Key Details:

- **Radial Runout:** Radial runout is the measurement of how much a tire's radius varies as it rotates. Ideally, the tire should be perfectly round, but manufacturing imperfections can cause slight variations.
- **Low Spot:** The low spot is the point on the tire where the distance from the tire's center (or hub) to the tread or sidewall is the shortest. This is identified using specialized equipment that measures the tire's geometry.
- **Marking:** Once the low spot is identified, it is marked with a white colored dot on the tire's sidewall. This marking helps technicians during the tire mounting process.
- **Tire and Wheel Matching:** The low spot marking is used in conjunction with the high spot marking on the wheel (the point where the wheel's radial runout is the greatest) to optimize the mounting process. By aligning the tire's low spot with the wheel's high spot, the overall radial runout is minimized, which leads to a smoother ride and better tire performance.

This practice is part of the tire and wheel balancing process and helps to ensure that the vehicle operates smoothly and that the tires wear evenly over time.



PRESSURE UNIT, CONVERSION TABLE

kPa	bar	* lbs/in ² (psi)	* kg/cm ²	kPa	bar	* lbs/in ² (psi)	* kg/cm ²	kPa	bar	* lbs/in ² (psi)	* kg/cm ²	kPa	bar	* lbs/in ² (psi)	* kg/cm ²	kPa	bar	* lbs/in ² (psi)	* kg/cm ²
10	0.1	1	0.1	230	2.3	33	2.3	450	4.5	65	4.6	670	6.7	97	6.8	890	8.9	129	9.1
20	0.2	3	0.2	240	2.4	35	2.4	460	4.6	67	4.7	680	6.8	99	6.9	900	9.0	131	9.2
30	0.3	4	0.3	250	2.5	36	2.5	470	4.7	68	4.8	690	6.9	100	7.0	910	9.1	132	9.3
40	0.4	6	0.4	260	2.6	38	2.7	480	4.8	70	4.9	700	7.0	102	7.1	920	9.2	133	9.4
50	0.5	7	0.5	270	2.7	39	2.8	490	4.9	71	5.0	710	7.1	103	7.2	930	9.3	135	9.5
60	0.6	9	0.6	280	2.8	41	2.9	500	5.0	73	5.1	720	7.2	104	7.3	940	9.4	136	9.6
70	0.7	10	0.7	290	2.9	42	3.0	510	5.1	74	5.2	730	7.3	106	7.4	950	9.5	138	9.7
80	0.8	12	0.8	300	3.0	44	3.1	520	5.2	75	5.3	740	7.4	107	7.5	960	9.6	139	9.8
90	0.9	13	0.9	310	3.1	45	3.2	530	5.3	77	5.4	750	7.5	109	7.6	970	9.7	141	9.9
100	1.0	15	1.0	320	3.2	46	3.3	540	5.4	78	5.5	760	7.6	110	7.7	980	9.8	142	10.0
110	1.1	16	1.1	330	3.3	48	3.4	550	5.5	80	5.6	770	7.7	112	7.9	990	9.9	144	10.1
120	1.2	17	1.2	340	3.4	49	3.5	560	5.6	81	5.7	780	7.8	113	8.0	1000	10.0	145	10.2
130	1.3	19	1.3	350	3.5	51	3.6	570	5.7	83	5.8	790	7.9	115	8.1	1010	10.1	146	10.3
140	1.4	20	1.4	360	3.6	52	3.7	580	5.8	84	5.9	800	8.0	116	8.2	1020	10.2	148	10.4
150	1.5	22	1.5	370	3.7	54	3.8	590	5.9	86	6.0	810	8.1	117	8.3	1030	10.3	149	10.5
160	1.6	23	1.6	380	3.8	55	3.9	600	6.0	87	6.1	820	8.2	119	8.4	1040	10.4	151	10.6
170	1.7	25	1.7	390	3.9	57	4.0	610	6.1	88	6.2	830	8.3	120	8.5	1050	10.5	152	10.7
180	1.8	26	1.8	400	4.0	58	4.1	620	6.2	90	6.3	840	8.4	122	8.6	1060	10.6	154	10.8
190	1.9	28	1.9	410	4.1	59	4.2	630	6.3	91	6.4	850	8.5	123	8.7	1070	10.7	155	10.9
200	2.0	29	2.0	420	4.2	61	4.3	640	6.4	93	6.5	860	8.6	125	8.8	1080	10.8	157	11.0
210	2.1	30	2.1	430	4.3	62	4.4	650	6.5	94	6.6	870	8.7	126	8.9	1090	10.9	158	11.1
220	2.2	32	2.2	440	4.4	64	4.5	660	6.6	96	6.7	880	8.8	128	9.0	1100	11.0	160	11.2

* Values in psi and kg/cm2 rounded to the nearest practical unit.

SIZE EQUIVALENCY

mm dimension	Equivalent size
250/80R16	7.5R16
340/80R18	12.5R18
360/80R20	14.5R20
300/80R24	11.2R24
340/80R24	12.4R24
360/80R24	13.6R24
400/80R24	14.9R24
440/80R24	16.9R24
360/80R28	13.6R28
400/80R28	14.9R28
440/80R28	16.9R28
440/80R30	16.9R30
480/80R30	18.4R30
440/80R34	16.9R34
480/80R34	18.4R34
480/80R38	18.4R38
540/80R38	20.8R38
620/80R42	N.A.
270/75R15	N.A.
250/75R16	N.A.
500/70R24	19.5LR24


TIRE STRUCTURES



RADIAL TIRE


The tire carcass is stabilized by an inextensible circumferential belt

The ply cords are laid substantially at 90° to the centerline of the tread



DIAGONAL (OR BIAS PLY) TIRE

The ply cords are laid at alternate angles substantially less than 90° to the centerline of the tread



BIAS BELTED

The tire carcass is stabilized by an inextensible circumferential belt

Tire structure of diagonal tire

INFLATION PRESSURE

CHOOSING THE RIGHT INFLATION PRESSURE

MAINTAINING THE PROPER INFLATION PRESSURE

The inflation pressures of tires should be checked carefully at regular intervals. Perform a visual check daily and repeatedly when operating. A slow leak can cause damage to the tire sidewall or lead to tube failure before the under-inflation can be felt in the handling of the machine.

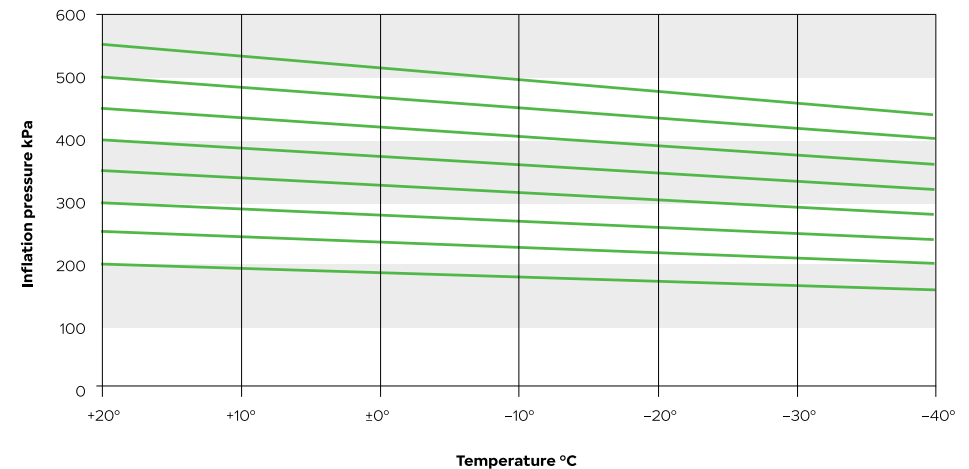
Repairable damage should be repaired immediately in order to help obtain regular tire life. When operating machinery in winter conditions, it should be kept in mind that when temperatures decrease, so do tire inflation pressures. Consequently, when inflating a tire indoors in winter, it should be inflated slightly over the recommended pressure. The diagram below should prove of assistance in determining the correct pressure.

GROUND DISTURBANCE

Ground disturbance is more pronounced when operating in soft soil conditions. When the tire gets in contact with the ground on a hard surface, it is the tire that gets depressed, whereas when operating on soft soil, the ground gets depressed. The inflation pressure should be less than the ground pressure between the ground and the tire, in case approx. 55 kPa, for it to reduce the depth of the footprint.

Consequently, it is not advisable to reduce tire inflation pressures in order to improve the machine's footprint, as it has a negative impact on the tire's service life. The use of wider tires and tires with VF technology will serve this

THE RELATIONSHIP BETWEEN TIRE INFLATION PRESSURE AND AIR TEMPERATURE



purpose better.

Nokian Tyres Soil King VF

LIQUID AND SALT BALLASTING

- Liquid ballasting is used to increase machine stability
- It is recommended to use professional tire outlets to carry out the filling procedure
- Special equipment and water permeable valves are required
- In liquid and salt ballasting, use tubes to prevent rims from rusting

Note! If a filler other than liquid is used (i.e. polyurethane), tire warranty does not apply.

Note! Do not use liquids or innertubes in tires fitted with sensors. The sensor warranty does not apply in case of damage caused by liquids or accessories such as innertubes.

WATER BALLASTING

75 % of the tire volume is filled. Amounts listed in the table below.

WATER AND SALT BALLASTING

The addition of salt will prevent freezing. 75% of the tire volume is filled with the proportions given in the table below. The salt / water solution is calculated at a temperature of -30 °C / -22°F. Normal commercial salt (CaCl₂), 77% purity, is used.

Any additional salt will not necessarily dissolve in water.

The remaining tire volume is inflated to the recommended inflation pressure.

Notice! Since tire has air only 25% of the original volume, regular inflation pressure checks are highly recommended.

TRACTOR AND LOADER TIRES FOR WINTER APPLICATION

Tractor and loader tyres are currently excluded from the scope of winter performance testing and certification established and enforced by supranational authorities UN ECE and European Commission.

In order to acquire the 3PMSF (Three-Peak Mountain Snowflake) “Alpine Symbol,” a tyre must be within the scope of UN ECE Regulation 117:

Tyre type: C1 (passenger car tyres), C2, C3 (truck and bus tyres)

- Vehicle type: M, N, or O (car, bus, truck, trailers)
- Tyre speed rating: F (80 km/h) or more
- Rim diameter: More than 10” and below 25”

In the absence of specific regulations, it is up to the manufacturer to choose to verify the winter performance properties of their tractor and loader tyres marketed for winter applications through their own test procedures.

The Nokian Heavy Tyres products developed and tested for high performance in winter applications include

Nokian Tyres TRI2, Nokian Tyres Hakkapeliitta TRI, and Nokian Tyres Hakkapeliitta Loader.

The marking “M+S” has been adopted by Nokian Tyres as an indication of suitability for winter applications based on winter testing.



Features of Nokian Heavy Tyres products for winter applications

- The materials used in the casing of the tyre withstand and maintain performance in sub-zero temperatures.
- The tread pattern material used in the tyres is developed for high friction on ice and snow, even in sub-zero temperatures.
- The pattern consists of multiple pattern elements with edges to enhance longitudinal and lateral grip for acceleration, braking, and steering on snow. In the case of Nokian Tyres Hakkapeliitta TRI and Hakkapeliitta Loader, the pattern also includes siping up to 80% of the pattern depth.

Winter performance testing for these tyres has been conducted at the Nokian Tyres Winter Testing Center in Ivalo, Finland.

NON-SKID CHAINS

Nowadays, the general tendency is to work increasingly without chains. This in turn places additional demands on forestry tire selection in order to ensure access to difficult terrain while, at the same time, minimising ground disturbance. In practise, however, there are situations when the use of chains cannot be avoided. In such cases, it is important to pay attention to some basic considerations.

USE OF CHAINS

Before installing new chains, it is recommended that they be inspected for sharp edges or welding burrs. When installing chains on a tire, it is important to ensure that the chains are sufficiently tight. Chains that are too loose can slip on the tire causing excessive wear.

Checking the functioning of old and worn chains is recommended from time to time as well. It is important to check that no chain rings are broken and that none of these individual rings have turned, so that their calks cut into the tire. The same damage can occur with severely worn and thus overstretched chains.



TRACKS

Track manufacturers give their recommendations in slightly different ways. The practice, that is becoming increasingly common, is where track manufacturers specify their products according to the tire manufacturer, the tread design and the tire size. The minimum requirement is that the track manufacturer provide the tire size and the tread design for each track type.

When acquiring tracks, it is extremely important

for the user to select the correct track type which is suitable for the tire and that the operating pressure, in particular, meets the recommendations of track manufacturers. When selecting tracks, it is recommended that the user contacts the track manufacturer.

When using tracks the correct pressure level is the maximum permitted inflation pressure for each tire size.

RECOMMENDED INFLATION PRESSURES WHEN USING TRACKS

Tire size	PR	LI / SS	kPa	psi
500/60-22.5	16		430	62
600/50-22.5	16	151 A8 / 158 A2	430	62
700/45-22.5	16		390	57
710/40-22.5	16	154 A8 / 161 A2	390	57
710/40-24.5	20	163 A8 / 190 A2	550	80
600/55-26.5	16		460	67
700/45-26.5	16		460	67
710/45-26.5	16	161 A8 / 168 A2	460	67
600/55-26.5	20	165 A8 / 172 A2	550	80
650/65-26.5	20	172 A8 / 179 A2	550	80
700/50-26.5	20		550	80
710/45-26.5	20	168 A8 / 175 A2	550	80
750/55-26.5	20	177 A8 / 184 A2	550	80
780/55-26.5	20	179 A8 / 186 A2	550	80
800/40-26.5	20	170 A8 / 177 A2	550	80
650/45R24.5		161 A8 / 168 A2	550	80
600/55R26.5		165 A8 / 172 A2	550	80
710/45R26.5		168 A8 / 175 A2	550	80
800/50R26.5		180 A8 / 187 A2	550	80

Notice! Contact the track manufacturer for the correct track for your tire.



RIMS

STANDARDS

Tires are designed for use on rims that meet the industry standards. It is the responsibility of the vehicle manufacturers and vehicle users that rims used comply with these standards.

The right tire and rim combination defined in these standards guarantees a proper mounting and fit of tire on the rim. Standards manuals give the proper rim dimensions and the right rim contours for use on each tire size and service condition.

Rims and wheels may be stamped with maximum load and maximum cold inflation ratings. If these are not identified consult the rim and wheel manufacturer for rim and wheel capacities for the intended service.



Tire and rim standards manuals.

TRA	The Tire and Rim Association Inc.
ETRTO	The European Tire and Rim Technical Organisation
JATMA	The Japan Automobile Tire Manufacturers Association Inc.
STRO	The Scandinavian Tire & Rim Organisation

INFORMATION NEEDED FOR DEFINING A WHEEL

A wheel consists of a rim and a disc. Rim contours are standardised and differ from each other according to the service type. Wheel discs are characterised by the offset position, attachment and centre hole.

To define a wheel for a certain application, the following information is needed by the wheel manufacturer:

INFORMATION FROM THE TIRE MANUFACTURER:

1. Tire size, loading requirements and service type
2. Nominal width code (inch)
3. Diameter code (inch)
4. Tubeless or tube-type tire

With this tire information the rim contour can be designed.

INFORMATION FROM THE VEHICLE MANUFACTURER:

5. Offset
6. Disc centre hole
7. Attachment (bolt circle diameter, bolt hole size, bolt hole type)
8. Wheel loading and maximum speed requirements
9. Valve hole placement, type of valve preferred and need for valve protection
10. The wheel colour

With this information a standard or a tailored wheel can be defined.

Notice! When in doubt consult rim and wheel manufacturer for confirmation on the strength of the rim/wheel for the intended service.

RIM MARKINGS

Disc wheels and demountable rims shall be marked with the following information:

- a) Rim size designation
- b) Wheel/rim manufacturer (name, symbol or trademark)
- c) date of manufacture
- d) part number or code

Rings shall be marked with the following information:

- a) Identification of rim to which the part may be fitted
- b) Identification of manufacturer
- c) Date of manufacture
- d) Flange height designation (on side rings for EM rims)

Notice! With recommended rim you get the best operational result from your tire. You may use also permitted rim as an alternative.

Notice!
 - indicates multi-piece rim.
 x indicates one-piece rim.

Rim marking			Rim contour		Nominal diameter code	Special features
			Width code	Profile		
61/2J x 15 H2	or	15 x 61/2J H2	6 1/2	J	15	Asymmetrical drop-centre, double hump (H2). (if S=symmetrical)
225 x 750			7.5		22.5	
10.00 V -20	or	20 - 10.00 V	10	V	20	
DW16L x 26	or	26 x SW 16L	16	L	26	Secondary Well (DW)
8.00TG - 24 SDC	or	24 - 8.00TG SDC	8.00	TG	24	Semi-Drop Centre (SDC)
11.25 - 25/2.0	or	25 - 11.25/2.0	11.25		25	Flange Height Code (/2.0)

WHEEL STUD HOLES AND COUNTER SINKS

WHEEL CONNECTION TO THE HUB

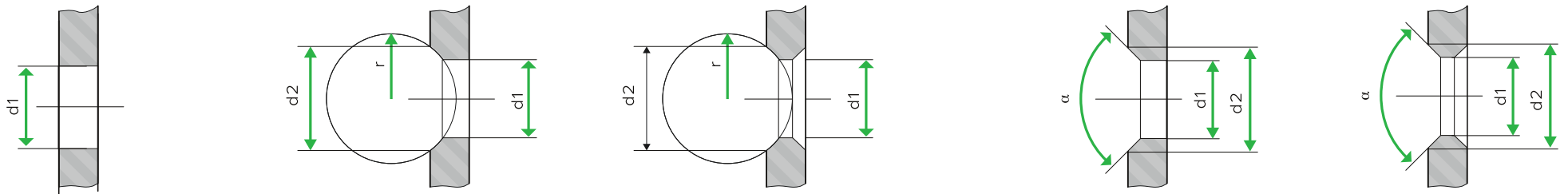
The stud/bolt holes in the wheel's center disc together with the center hole define the wheel's connection to the hub. To make sure the wheel is connected centrally, the wheel has two options.

One is to center the wheel via the center hole using a specified tolerance, then typically the bolt/stud holes are straight. This solutions is often used for example in tractors.

The other is to use chamfered bolt/stud holes, which enables the wheel to center itself using the holes geometry. In that case the tolerance of the center hole is slightly larger.

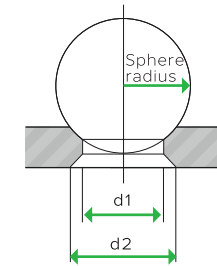
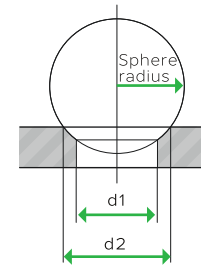
Bolt Hole Diameters d_1	Countersink Type			
	Spherical Countersink		Conical countersink	
	Sphere Radii - r	Spherical countersink outside diameter - d_2	Countersink angles - α	Conical countersink outside diameter - d_2
18	16	27	60	22
20	18	29	90	27
21		32		29
21.5				32
22				35
24				
25.4				
26				
27				

COUNTERSINK TYPE



TYPICAL SPHERICAL COUNTERSINK

Countersink Designation	Bolt Hole Diameter d1	d2	sphere R	Countersink Description	EUWA	Inside/ Outside/Both
A2	21.5	27	16	AR/D16-27	B18 ES 32	Outside
A3	27	32	18	AR/D18-32	B22 ES 36	Outside
B2	21.5	27	16	BR/D16-27	B18 DS 32	Both
B3	27	32	18	BR/D-18-32	B22 DS 36	Both



EUWA 3.15 Stud Hole Designation With A Spherical Countersink

B	Bolt Centric
M	Hub Centric
27	Stud Hole Diameter
I	Inside
E	Outside
D	Both
S	Spherical
36	Sphere diameter

Stud hole code Spherical type of stud hole

B	stud centring
M	hub centering / double centering
22	stud diameter
I	counter sink inside
E	external
D	double side
S	spherical
36	sphere diameter

Example

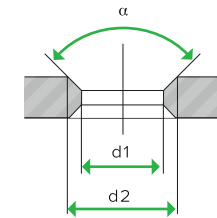
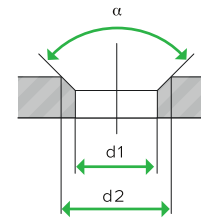
according to EUWA	
countersink external	B22 ES 36
countersink inside	B22 IS 36
countersink designation	A3

Example

according to EUWA	
countersink double side	B22 DS 36
countersink designation	B3

TYPICAL CONICAL COUNTERSINK

Countersink Designation	Bolt Hole Diameter d1	Conical countersink outside diameter - d2	Countersink angles - α	Countersink Description	EUWA	Inside/ Outside/ Both
A21	21.5	27	90	A90-27	-	Outside
B21	21.5	27	90	B90-27	-	Both



EUWA 3.15 Stud Hole Designation With A Conical Countersink

B	Bolt Centric
M	Hub Centric
27	Stud Hole Diameter
I	Inside
E	Outside
D	Both
C	Conical
60	Angle

Stud hole code Conical type of stud hole

B	stud centring
M	hub centering / double centering
23	stud diameter
I	counter sink inside
E	external
D	double side
C	conical
80	angle

Example

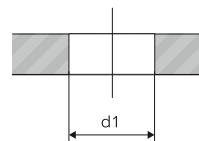
according to EUWA	
countersink external	B23 EC 80
countersink inside	B23 IC 80
countersink designation	A17

Example

according to EUWA	
countersink double side	B23 DC 80
countersink designation	B17

CYLINDRICAL (PLAIN STUD HOLES, HUB CENTRIC)

Bolt Hole Diameter d1	EUWA
18	
20	
21	M18
21.5	
22	
24	M20
25.4	
26	M22
27	



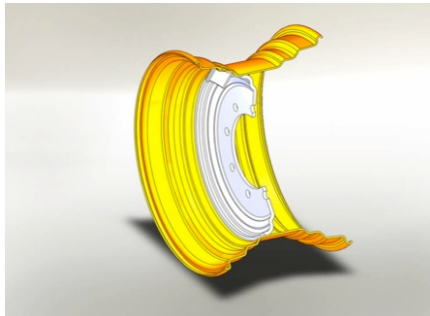
Example

according to EUWA	
cylindrical stud hole	M22

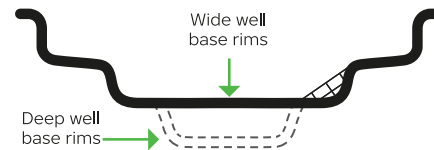
RIM CONTOURS

There are mainly two types of rims used with Nokian Heavy Tyres products. Wide well-base and flat-base contour designs.

1. WIDE WELL-BASE (W AND DW)



DW rim



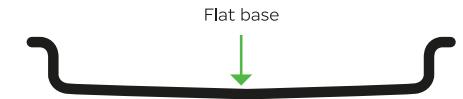
Wide (wide well) and DW (deep well) rim contours

2. FLAT BASE RIMS

Flat base rims are generally of divided construction or equipped with lock rings.



Flat base rim

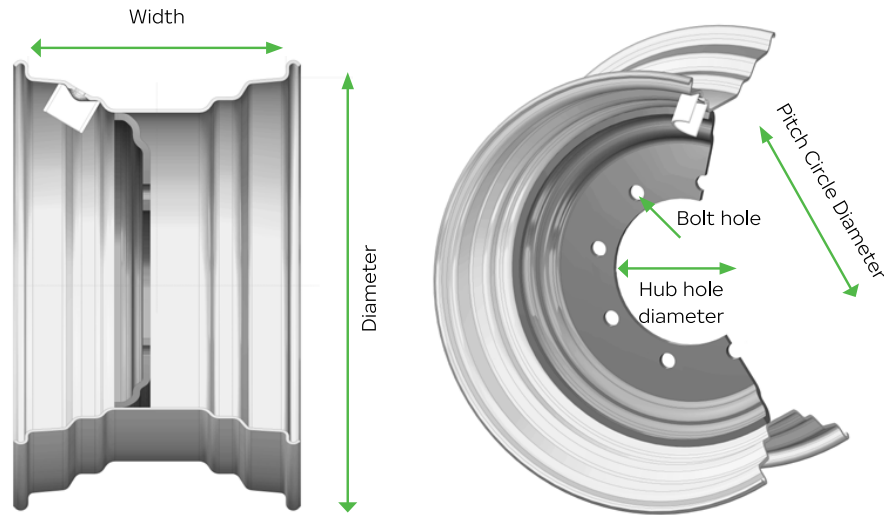


Flat base rim contour

W OR DW?

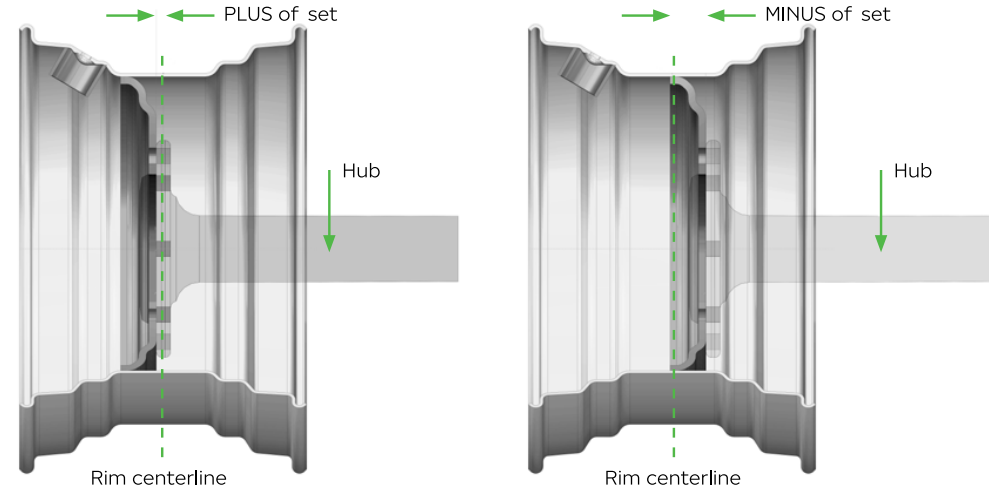
DW facilitates better the mounting of high PR (stiffer construction) tires. DW rims also have higher strength compared with W rims, due to more bends in the contour shape.

WHEEL (DISC INCLUDED) MAIN DIMENSIONS



+ OFFSET DECREASES TRACK WIDTH

- OFFSET INCREASES TRACK WIDTH



DISC HOLE DEFINITION (MM)

281	335	25,4	10	AR18-32
				Countersink
				Number of holes
				Bolt hole diameter
				Pitch circle diameter (PCD)
				Hub hole diameter

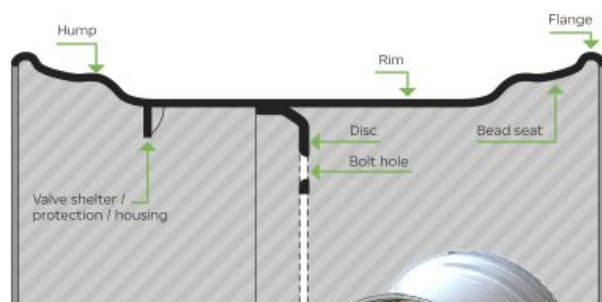
Offset is the distance from the rim centerline to the hub mounting surface

+ offset decreases track width

- offset increases track width

WHEEL PARTS / COMPONENTS

SINGLE PIECE WHEEL



AG wheel with 2 humps (H2)



VALVE PROTECTORS

In tough operating conditions, i.e. forestry a R2" thread valve protector is commonly used. A transparent cap enables the use of LED pressure warning device.



R2" valve protector



Transparent cap for R2"



Other types of valve protectors depending on user preferences



FORESTRY RIMS

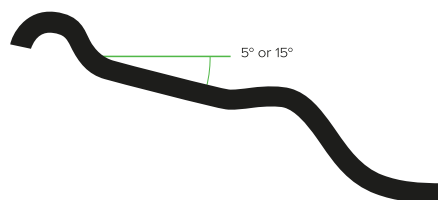
EXAMPLES OF TYPICAL FORESTRY RIM SIZES

AG 22.00 x 22.5 All 15° tapered
 AG 24.00 x 24.5
 AG 24.00 x 26.5
 AG 28.00 x 26.5

DW 20 B x 26 All 5° tapered
 DW 25 B x 26
 DW 23 B x 34
 DW 24 B x 34

AG = agricultural rim contour (drop centre rims)

DW = deep well rims



15° tapered in diameter codes xx.5

5° tapered in diameter codes xx

REINFORCEMENTS

Rims used in professional logging operations are recommended to have contour flange reinforcements. These add load carrying capacity and protect flanges against impacts.



1) Rim diameters 24,5" and larger

Recommendation: Flat bar steel on the outside flange. Round steel / tube edge / long rolled flange on the inside flange.



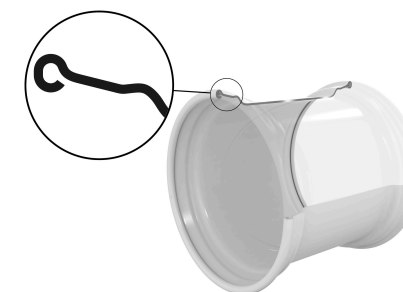
2) Rim diameters smaller than 24,5"

Recommended reinforcements depending on loading and operating conditions. Types:

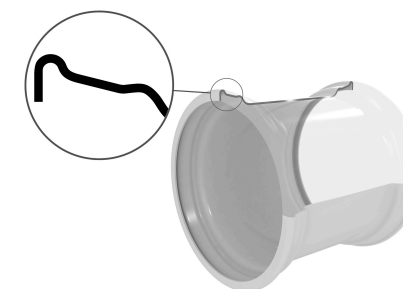
- Round steel
- Tube flange edge
- Long rolled flange edge



Forestry rim with flat bar steel reinforcement




Tube flange edge



Long rolled flange edge

KNURLING

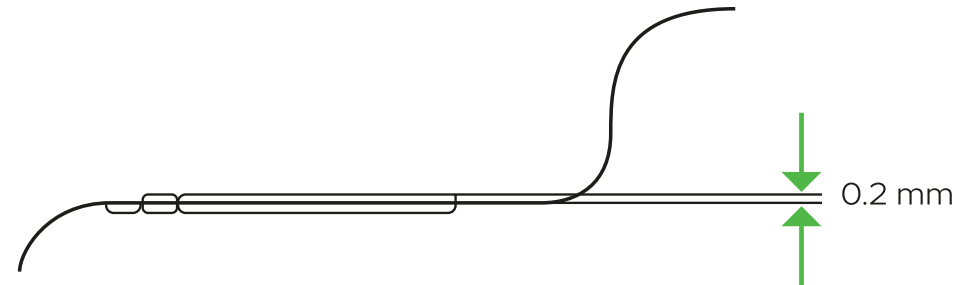
Knurling has been designed to prevent tire slippage on rim caused by the inherent traction force on the wheel. To produce the desired effect, knurling must extend beyond the surface of the rim bead seat.



Knurling for tire slippage on rim prevention

Other methods to prevent tire slippage on rim

- Friction paint on bead area
- Paint removed from bead area



RECOMMENDATIONS FOR KNURLING USE ON 5° TAPERED RIM CONTOURS

Rim width	Rim Diameter	Rim Diameter 24" and larger
13" and smaller	Upon request	Upon request
14" in smaller	Upon request	Always

Knurling conditions (ETRTO)

Notice!

For preventing tire slippage on rim:

1. Proper inflation pressure.
2. Use high quality standards fulfilling rims.

TUBELESS FORESTRY RIMS

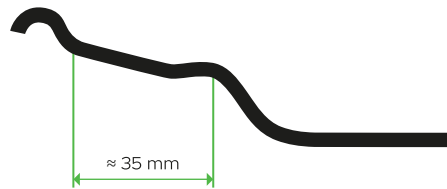
With the introduction of radial forestry tires (Forest Rider), Nokian Heavy Tyres is able to offer tubeless wheels for forestry.

Advantages:

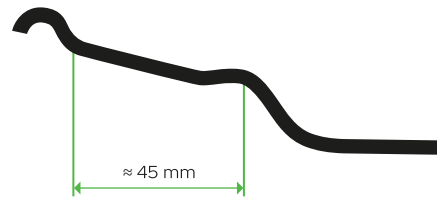
1. No need for tubes and regular tube maintenance
2. No tube valve break-ups from occasional tire wheel spins in severe high torque conditions.
3. If a wheel spin should occur it has no effect on wheel functionality

A tubeless forestry rim has 3 differences compared with a standart similar contour agricultural rim.

1. Rim flange reinforcements
2. Knurling
3. 15° tapered rims with wider hump dimensioning to accomodate stiffer and wider tire bead area.



Traditional agricultural rim hump dimensioning



Forestry rim hump dimensioning to accomodate wider tire base

Notice!

Rims with wider hump can be used also in agricultural and forestry trailer tires.
5° tapered rims don't require humps to perform as tubeless (i.e. 34" Forest Rider sizes).

AGRICULTURAL RIMS

Agricultural rims are TL (tubeless) type. Rim material, rim shape (contour) and material thickness are based on wheel loading requirements.

EXAMPLES OF AGRICULTURAL RIM SIZES


13.00 x 15.5	All 15° tapered agricultural rim sizes are equipped with humps.
16.00 x 17	5° tapered sizes don't require humps for tubeless use.
AG 13.00 x 22.5	
AG 20.00 x 26.5	
DW 13 x 24	
DW 15 x 24	

INDUSTRIAL AND EM MULTI-PIECE WHEELS

WHEEL PARTS/COMPONENTS



3-piece rim / bead set ring, side ring and lock ring the same component



4-piece rim / bead set ring and lock ring the same component



5-piece rim / all parts separate

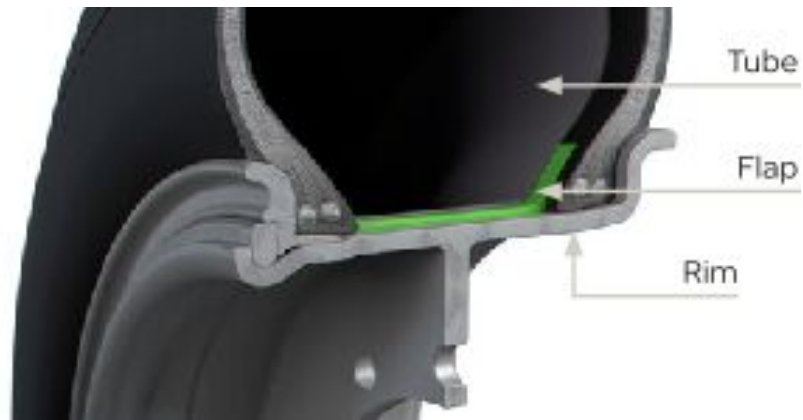
Notice!

Always check that rim load capacity meets or exceeds tire load capacity. As wheel is a highly stressed component it must be inspected periodically.

Safety and service recommendations for wheels:
www.euwa.org/safety-informations/safety-service

Notice!

Wheel, when disc included. Rim, when no disc included.

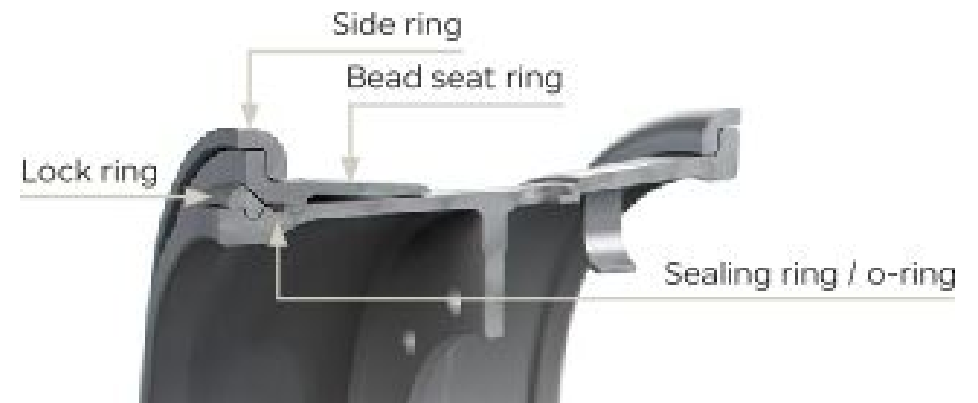


MULTI-PIECE RIMS 20" AND 24"

Generally tube-type wheels, requiring a tube and a flap.

Examples of tire sizes:

- 12.00 - 20
- 14.00 - 24



MULTI-PIECE RIMS 25", 29" AND 33"

Generally tubeless wheel, requiring a sealant ring (o-ring).

Examples of tire sizes:

- 17.5 R 25
- 16.00 R 25
- 18.00 - 25
- 18.00 - 33

FLAPS

Product code	Description	Tire sizes
T299520	FLAP 170-20	9.00-20, 10.00-20
T299530	FLAP 195-20	11.00-20, 12.00-20 (rim 8.0)
T299537	FLAP 255-20	12.00-20
T299538*	FLAP 260-20	14.00-20
T299531*	FLAP 260-24/25	12.00-24, 14.00-24, 16.00-24, 16.00-25
T299551	FLAP 350-25	17.5-25, 18.00-25
T299552	FLAP 500-25	23.5-25

*) Flap valve hole made afterwards depending on required positioning

O-RINGS

O-ring code	Nokian Tyres O-ring product code	Rim contours
OR-224	HTOC 00013	10.00VA
OR-225	HTOC 00003	12.00/1.3, 14.00/1.5
OR-325	HTOC 00004	10.00WA, 11.25/20, 13.00/2.5, 15.00/2.5, 17.00/2.0, 19.50/2.5, 22.00/3.0, 25.00/3.5
OR-329	HTOC 00008	22.00/3.0, 25.00/3.5
OR-333	HTOC 00011	13.00/2.5

OR-2XX: OR: O-ring, 2XX: O-ring diameter: 2: 2/8 inch = 6.35 mm / 3: 3/8 inch = 9.53mm

TUBE, FLAP AND O-RING SUITABILITY

Tire product code	Name	Tube product code	Tube description	Flap product code	Flap description	O-ring*	O-ring description
T445562	9.00-20 16 ARMOR GARD MINE	T52520	9.00 -20 TR 175 TUBE	T299520	FLAP 170-20		
T445451	10.00-20 16 ARMOR GARD	T52620	10.00-20 TR 78 TUBE	T299520	FLAP 170-20		
T445649	10.00-20 16 ARMOR GARD 2 TT	T52620	10.00-20 TR 78 TUBE	T299520	FLAP 170-20		
T445450	11.00-20 16 ARMOR GARD	T52720	11.00-20 TR 179 TUBE	T299530	FLAP 195-20		
T445459	12.00-20 20 ARMOR GARD	T52810	12.00-20 V3.02.16 TUBE	T299537	FLAP 225-20		
T445449	12.00-20 20 ARMOR GARD MINE	T52810	12.00-20 V3.02.16 TUBE	T299537	FLAP 225-20		
T445544	12.00-20 20 MINE KING L-5S TT	T52810	12.00-20 V3.02.16 TUBE	T299537	FLAP 225-20		
T445617	14.00-20 178A2 MINE KING E-4	T52920	14.00-20 TR 274 TUBE	T299537	FLAP 225-20		

Tire product code	Name	Tube product code	Tube description	Flap product code	Flap description	O-ring*	O-ring description
T488311	14.00-24 28 HTS E-3 TL	T55767	14.00-24 TR 1175 TUBE	T299531	FLAP 260-24/25	HTOC00004	OR-325
T445456	14.00-24 28 MINE E-3 TL	T55767	14.00-24 TR 1175 TUBE	T299531	FLAP 260-24/25	HTOC00004	OR-325
T445471	14.00-24 28 RTG TL	T55767	14.00-24 TR 1175 TUBE	T299531	FLAP 260-24/25	HTOC00004	OR-325
T493551	14.00R25 153A8 GRS TL	T55767	14.00-24 TR 1175 TUBE	T299531	FLAP 260-24/25	HTOC00013	OR-224
T445463	15.5R25 152B/169A2 LOADER GRIP 2 L-3 TL	T55810	16.00-25 TR J1175 BUT	T299551	FLAP 350-25	HTOC00003	OR-225
T488431	16.00-25 36 HTS E-4 TL	T55810	16.00-25 TR J1175 BUT			HTOC00004	OR-325
T445540	17.5-25 24 MINE KING L-5S TL	T55867	17.5-25 TR J1175 TUBE	T299551	FLAP 350-25	HTOC00003	OR-225
T445580	17.5-25 34 MINE KING L-5S TL	T55867	17.5-25 TR J1175 TUBE	T299551	FLAP 350-25	HTOC00003	OR-225
T493560	17.5R25 153A8 GRS TL	T55867	17.5-25 TR J1175 TUBE	T299551	FLAP 350-25	HTOC00003	OR-225
T445255	17.5R25 157V/176A2 LOADER GRIP L-3 TL	T55867	17.5-25 TR J1175 TUBE	T299551	FLAP 350-25	HTOC00003	OR-225
T445590	17.5R25 176A2/153A8 HAKKAPELIITTA LOADER L-2 TL	T55867	17.5-25 TR J1175 TUBE	T299551	FLAP 350-25	HTOC00003	OR-225
T445545	18.00-25 32 MINE KING L-5S TL	T55831	18.00/ 20.5/ 23.5/ 25/65-25 TR J1175 TUBE	T299551	FLAP 350-25	HTOC00004	OR-325
T445637	18.00-25 40 HTS G2 E-4 TL	T55831	18.00/ 20.5/ 23.5/ 25/65-25 TR J1175 TUBE			HTOC00004	OR-325
T445638	18.00-25 40 HTS G2 L-4S TL	T55831	18.00/ 20.5/ 23.5/ 25/65-25 TR J1175 TUBE			HTOC00004	OR-325
T445468	18.00-25 40 RTG E-3 TL	T55831	18.00/ 20.5/ 23.5/ 25/65-25 TR J1175 TUBE			HTOC00004	OR-325
T445514	18.00-33 40 HTS E-4 TL					HTOC00011	OR-333
T445458	18.00-33 40 HTS L-4S TL					HTOC00011	OR-333
T445171	20.5R25 168B/186A2 LOADER GRIP L-3 TL	T55831	18.00/ 20.5/ 23.5/ 25/65-25 TR J1175 TUBE	T299540	FLAP 430-25	HTOC00004	OR-325

Tire product code	Name	Tube product code	Tube description	Flap product code	Flap description	O-ring*	O-ring description
T445591	20.5R25 186A2 HAKKAPELIITTA LOADER L-2 TL	T55831	18.00/ 20.5/ 23.5/ 25/65-25 TR J1175 TUBE	T299540	FLAP 430-25	HTOC00004	OR-325
T445223	23.5R25 176B/195A2 LOADER GRIP L-3 TL	T55831	18.00/ 20.5/ 23.5/ 25/65-25 TR J1175 TUBE	T299552	FLAP 500-25	HTOC00004	OR-325
T445592	23.5R25 195A2 HAKKAPELIITTA LOADER L-2 TL	T55831	18.00/ 20.5/ 23.5/ 25/65-25 TR J1175 TUBE	T299552	FLAP 500-25	HTOC00004	OR-325
T445546	26.5-25 36 MINE KING L-5S TL					HTOC00004	OR-325
T445522	26.5-25 36 MINE L-3S TL					HTOC00004	OR-325
T845483	26.5R25 NORDMAN MINE E-4 TL					HTOC00004	OR-325
T445547	29.5-29 40 MINE KING L-5S TL					HTOC00008	OR-329
T845482	29.5R25 NORDMAN MINE E-4 TL					HTOC00004	OR-325

*) O-ring listed is always delivered with the tire

INSPECTIONS ON RIMS

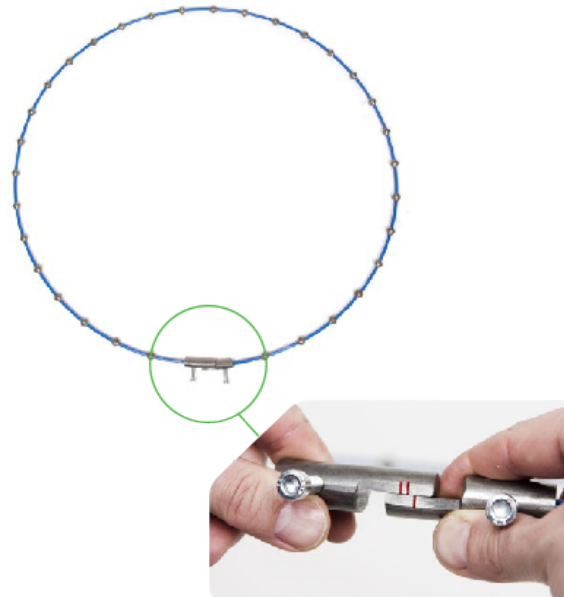
ALLOWED WHEEL RADIAL- / LATERAL RUN-OUTS

Tolerances of the rim radial-/lateral run-out in agricultural and industrial use.

Nominal rim diameter	STRO radial / lateral		DIN 7823 radial / lateral	
	mm	32 nds in	mm	32 nds in
15" - 20"	2.5 / 2.5	3.2 / 3.2	3.5 / 3.5	4.4 / 4.4
22" - 28"	3.5 / 3.5	4.4 / 4.4	3.5 / 3.5	4.4 / 4.4
30" - 38"	5.0 / 5.0	6.3 / 6.3	5.0 / 5.0	6.3 / 6.3


MANDREL GAUGE

- Tolerance o the mandrel circumference is +/- 1.2mm
- Even a small under-swing on circumference accelerates the wearing of the rim and leads to tire rotation on the rim or bead chafing
- Crossing on circumference can cause a tire damage already when fitting the tire on to the rim



CONTOUR GAUGE

- If the flange is worn out or bent it does not support the bead of the tire and can cause bead chafing and ruin the tire



TIRE MOUNTING CLAMPS

Mounting clamp is developed and tested to make mounting easier.



1. Jaw shape is designed to fit with most common reinforced rims. See Suitability table for rims whose compatibility has been tested by Nokian Tyres.
2. Comfortable to handle and doesn't damage the tire
3. Made to last: material thickness 15 mm, screw M20
4. Tommy screws movable pin makes tightening easier

TIRE MOUNTING CLAMPS BY NOKIAN HEAVY TYRES

AG Single Clamp Mounting



Clamp AG Small

AG Dual Clamp Mounting



Clamp AG Big



Clamp AG Small

DW/TW/DH Single Clamp Mounting



Clamp DW/TW/DH Small

DW/TW Clamp Mounting



Clamp DW/TW Big



Clamp DW/TW/DH Small

DH Dual Clamp Mounting



Clamp DW/TW/DH Small



Clamp DH Big

TECHNICAL SPECIFICATIONS

Product code	Description	Suitable rim profiles	Suitable tires	Weight (kg)	Dimensions (mm)	Notes
HTTMC00001	Tyre mounting clamp AG Big	AG (15°)	Nokian Forestry and Exavator tires fitted on AG 15° profile rims	5	300 x 340 x 40	Used for AG profile rims in dual clamp mounting as an assistant clamp with smaller HTTMC00002. If rim is with hump design, this clamp fits to WB(Wide Bead) version.
HTTMC00002	Tyre mounting clamp AG Small	AG (15°)	Nokian Forestry, Excavator and Agricultural tires fitted on AG 15° profile rims	4.3	210 x 265 x 40	Used for AG rims in single clamp mounting and in dual clamp mounting with HTTMC00001.
HTTMC00003	Tyre mounting clamp DW/TW Big	DW / TW (5°)	Nokian Forestry and Agricultural tires fitted on 5° DW / TW profile rims	8.5	440 x 400 x 40	Used for DW/TW profile rims in dual clamp mounting as an assistant clamp with smaller HTTMC00004.
HTTMC00004	Tyre mounting clamp DW/TW/DH Small	DW / TW / DH (5°)	Nokian Forestry, Skidder and Agricultural tires fitted on 5° DW / TW / DH profile rims	5.5	385 x 350 x 40	Used for DW, TW and DH profile rims in single clamp mounting and in dual clamp mounting with HTTMC00003 or HTTMC00005. In DH rims if dual steel plate welded in rim flange, this mounting clamp doesn't fit.
HTTMC00005	Tyre mounting clamp DH Big	DH (5°)	Nokian Skidder tires fitted on 5° DW profile rims	7.9	445 x 385 x 40	Used for DW profile rims in dual clamp mounting as an assistant clamp with smaller HTTMC00004. If dual steel plate welded in rim flange, this mounting clamp doesn't fit.

For detailed mounting instruction videos, please see:

- » **Excavator tire mounting**
- » **Skidder tire mounting**
- » **CTL tire mounting**

TUBES AND VALVES

TUBE MOUNTING

With properly done mounting, the risk of premature tube failure can be virtually eliminated. A so called dual inflation and the use of talcum powder will help ensure that no air gets trapped between the tire and the tube upon installation.

Use of improper or excessive lubricants can lead to rim slippage. This will cause the valve to tear off, which can cause damage to the entire tire.

For detailed mounting instruction videos, please see:

- » **Excavator tire mounting**
- » **Skidder tire mounting**
- » **CTL tire mounting**

INSTRUCTIONS ON TUBE REPLACEMENT HOURS AND INFLATION PRESSURE CHECK-UPS

REPLACEMENT INSTRUCTION

Severe working conditions:

Replace with new tubes every 5 000 hours.

Less demanding conditions:


Replace with new tubes every 8 000 – 10 000 hours.

This guideline applies when instructed inflation pressures for the given application are used.

This guideline applies when inflation pressure check-ups are regular.

INSTRUCTION ON REGULAR INFLATION PRESSURE CHECK-UPS

- To be part of the normal forestry machine service procedure
- To be done every at least every 500 working hours



Example of a valve

Notice!

Do not use innertubes in tires fitted with sensors. The sensor warranty does not apply in case of damage caused by accessories such as innertubes.

Notice!

Use only Nokian Tyres tubes for optimal tube life.

Notice!

If pressure instructions and regular inflation pressure check-ups are not applied, tube damages can occur prematurely, even before the minimum 5 000 hour replacement interval.

TIRE CHOICE AND INFLATION PRESSURES BY APPLICATION

KOMATSU

Harvesters	Forwarders
• 901	• 825TX
• 901XC	• 830.3
• 911	• 840TX
• 931	• 835
• 931XC	• 840.4
• 941	• 845
• 951	• 855.1 / 855.2
• 951XC	• 860.4
	• 865
	• 875
	• 890.3
	• 895

CATERPILLAR

	Forwarders
	• 584
	• 584 HD

JOHN DEERE

Harvesters	Forwarders
• 1070E	• 810E
• 1070G	• 910G
• 1170E	• 910/1010G
• 1170G	• 1010E
• 1270E	• 1010G
• 1270G	• 1110G
• 1470E	• 1210G
• 1470G	• 1510G
	• 1910E
	• 1910G

LOGSET

Harvesters	Forwarders
• 4H	• 4F
• 5H	• 5F
• 6H	• 6F
• 8H	• 8F
• 10H	• 10F
	• 12F

PONSSE

Harvesters	Forwarders
<ul style="list-style-type: none"> • Beaver • Fox • Scorpion • Scorpion King • Cobra • Ergo • Bear 	<ul style="list-style-type: none"> • Gazelle • Wisent / Dual • Elk • Bison • Buffalo / Dual • Buffalo / Dual / ADS • Buffalo King • Elephant • Elephan King

ROTTNE

Harvesters	Forwarders
<ul style="list-style-type: none"> • H8 • H11 • H11c • H14c • H20b • H21d 	<ul style="list-style-type: none"> • F10b • F10d • F11d • F13c • F15c • F18 • F20








TIGERCAT








Harvesters	Forwarders
<ul style="list-style-type: none"> • 1165 • 1185 	<ul style="list-style-type: none"> • 1055C • 1075C • 1085C








ECOLOG








Harvesters	Forwarders
<ul style="list-style-type: none"> • 1058H5 • 550F • 550 T-PRO • 560F • 590F • 688F 	<ul style="list-style-type: none"> • 750F • 1050F • 1250F • 574F • 584F • 594F








KOMATSU HARVESTERS

Machine	Tire size / PR	Tread pattern							Inflation pressure					
		 F2	 TRS 2	 TRS 2+	 F *Nordman F	 Rider	 ELS	 TRS *Nordman TRS	Front		Rear		Max. inflation and track pressure	
								kPa	psi	kPa	psi	kPa	psi	
901	600/65-34/20													
4 wheels	600/65-34/24			Front, Rear										
	600/65R34					Front, Rear								
	700/55-34/20													
	710/55-34/24			Front, Rear										
	710/55R34					Front, Rear								
901	600/50-24.5/20		Front					550	80			550	80	








Machine	Tire size / PR	Tread pattern							Inflation pressure									
									Front		Rear		Max. inflation and track pressure					
		F2	TRS 2	TRS 2+	F *Nordman F	Rider	ELS	TRS *Nordman TRS	kPa	psi	kPa	psi	kPa	psi				
6 wheels	650/45R24.5					Front												
	710/40-24.5/20	Front	Front		Front				550	80			550	80				
	600/65-34/20												*Rear	320	46	360	52	
	600/65-34/24												Rear	320	46	400	58	
	600/65R34												Rear	320	46	400	58	
	700/55-34/20													*Rear	320	46	360	52
	710/55-34/24													Rear	320	46	400	58
	710/55R34												Rear	320	46	400	58	
901XC	600/50-24.5/20																	
8 wheels	710/40-24.5/20	Front, Rear	Front, Rear		Front, Rear													
	800/40-24.5/20	Front, Rear	Front, Rear															
911	600/65-34/20																	
4 wheels	600/65-34/24																	
	600/65R34																	
	700/55-34/20																	
	710/55-34/24																	
	710/55R34																	
911	600/55R26.5																	
6 wheels	600/55-26.5/20	Front	Front		Front, *Front													
	710/45R26.5																	








Machine	Tire size / PR	Tread pattern							Inflation pressure					
									Front		Rear		Max. inflation and track pressure	
		F2	TRS 2	TRS 2+	F *Nordman F	Rider	ELS	TRS *Nordman TRS	kPa	psi	kPa	psi	kPa	psi
	710/45-26.5/16				Front				460	67			460	67
	710/45-26.5/20	Front	Front		Front, *Front			*Front	460	67			550	80
	710/45-26.5/24	Front			Front				460	67			600	87
	800/40-26.5/20	Front	Front		Front				460	67			550	80
	600/65-34/20							*Rear			320	46	360	52
	600/65-34/24			Rear							320	46	400	58
	600/65R34					Rear					320	46	400	68
	700/55-34/20							*Rear			320	46	360	52
	710/55-34/24			Rear							320	46	400	58
	710/55R34					Rear					320	46	400	58
931	600/55R26.5					Front			500	73			550	80
6 wheels	600/55-26.5/20	Front	Front		Front, *Front			*Front	500	73			550	80
	710/45R26.5					Front			500	73			550	80
	710/45-26.5/20	Front	Front		Front, *Front			*Front	500	73			550	80
	710/45-26.5/24	Front			Front				500	73			600	87
	800/40-26.5/20	Front	Front		Front				500	73			550	80
	600/65-34/20							*Rear			320	46	360	52
	600/65-34/24			Rear							320	46	400	58
	600/65R34					Rear					320	46	400	58
	700/55-34/20							*Rear			320	46	360	52








Machine	Tire size / PR	Tread pattern							Inflation pressure					
									Front		Rear		Max. inflation and track pressure	
		F2	TRS 2	TRS 2+	F *Nordman F	Rider	ELS	TRS *Nordman TRS	kPa	psi	kPa	psi	kPa	psi
	710/55-34/24			Rear							320	46	400	58
	710/55R34					Rear					320	46	400	58
931XC	600/55-26.5/20	Front, Rear	Front, Rear		Front, Rear *Front, *Rear			*Front, *Rear	500	73	400	58	550	80
8 wheels	710/45-26.5/20	Front, Rear	Front, Rear		Front, Rear *Front, *Rear			*Front, *Rear	500	73	400	58	550	80
	710/45-26.5/24	Front, Rear	Front, Rear		Front, Rear				500	73	400	58	600	87
	800/40-26.5/20	Front, Rear	Front, Rear		Front, Rear				500	73	400	58	550	80
941	650/65-26.5/20						Front	Front	500	73			550	80
6 wheels	750/55-26.5/20				Front, *Front			Front, *Front	500	73			550	80
	750/55-26.5/24	Front	Front						500	73			600	87
	780/55-26.5/20				Front				500	73			550	80
	800/50R26.5					Front			500	73			550	80
	700/70-34/16							Rear			260	38	260	38
	700/70-34/20							*Rear			320	46	360	52
	710/70-34/24			Rear							320	46	400	58
	710/70R34					Rear					320	46	400	58
951XC	710/45-26.5/24	Front, Rear	Front, Rear						500	73	400	58	600	87
8 wheels	800/40-26.5/20	Front, Rear	Front, Rear						500	73	400	58	550	80
951	710/55-28.5/24	Front	Front						500	73			600	87
6 wheels	780/50-28.5/24	Front	Front						500	73			600	87








Machine	Tire size / PR	Tread pattern							Inflation pressure					
									Front		Rear		Max. inflation and track pressure	
		F2	TRS 2	TRS 2+	F *Nordman F	Rider	ELS	TRS *Nordman TRS	kPa	psi	kPa	psi	kPa	psi
	710/70-34/24			Rear							320	46	400	58
	710/70R34					Rear					320	46	400	58








KOMATSU FORWARDERS








Machine	Tire size / PR	Tread pattern							Inflation pressure					
									Front		Rear		Max. inflation and track pressure	
		F2	TRS 2	TRS 2+	F *Nordman F	Rider	ELS	TRS *Nordman TRS	kPa	psi	kPa	psi	kPa	psi
825TX	600/50-22.5/20	Front, Rear	Front, Rear				Front, Rear	Front, Rear	350	51	500	73	550	80
8 wheels	710/40-22.5/20	Front, Rear	Front, Rear		Front, Rear		Front, Rear	Front, Rear	350	51	500	73	550	80
830.3	600/50-22.5/16						Front, Rear	Front, Rear	350	51	430	62	430	62
8 wheels	600/50-22.5/20						Front, Rear	Front, Rear	350	51	500	73	550	80
	710/40-22.5/16				Front, Rear		Front, Rear	Front, Rear	350	51	400	58	400	58
840TX	600/50R24.5					Front, Rear			400	58	550	80	550	80
8 wheels	650/45R24.5					Front, Rear			400	58	550	80	550	80
	710/40-24.5/20	Front, Rear	Front, Rear		Front, Rear				350	51	550	80	550	80
835	600/50-24.5/20		Front, Rear						400	58	550	80	550	80
8 wheels	650/45R24.5					Front, Rear			400	58	550	80	550	80
	710/40-24.5/20	Front, Rear	Front, Rear		Front, Rear				350	51	550	80	550	80

Machine	Tire size / PR	Tread pattern							Inflation pressure					
									Front		Rear		Max. inflation and track pressure	
		F2	TRS 2	TRS 2+	F *Nordman F	Rider	ELS	TRS *Nordman TRS	kPa	psi	kPa	psi	kPa	psi
	800/40-24.5/20	Front, Rear	Front, Rear						350	51	550	80	550	80
840.4	600/55-26.5/20	Front, Rear	Front, Rear		Front, Rear, *Front, Rear			*Front, Rear	350	51	550	80	550	80
8 wheels	600/55R26.5					Front, Rear			350	51	550	80	550	80
	710/45R26.5					Front, Rear			350	51	500	73	550	80
	710/45-26.5/20	Front, Rear	Front, Rear		Front, Rear, *Front, Rear			*Front, Rear	350	51	500	73	550	80
	710/45-26.5/24	Front, Rear			Front, Rear				350	51	500	73	600	87
	800/40-26.5/20	Front, Rear	Front, Rear		Front, Rear				350	51	500	73	550	80
840.4	600/55-26.5/20	Rear	Rear		Rear, *Rear			*Rear			550	80	550	80
6 wheels	600/55R26.5					Rear					550	80	550	80
	710/45R26.5					Rear					500	73	550	80
	710/45-26.5/20	Rear	Rear		Rear, *Rear			*Rear			500	73	550	80
	710/45-26.5/24	Rear			Rear						500	73	600	87
	800/40-26.5/20	Rear	Rear		Rear						500	73	550	80
	600/65-34/20							*Front	350	51			360	52
	600/65-34/24			Front					350	51			400	58
	600/65R34					Front			350	51			400	58
	700/55-34/20							*Front	350	51			360	52
	710/55-34/24			Front					350	51			400	58
	710/55R34					Front			350	51			400	58





Machine	Tire size / PR	Tread pattern							Inflation pressure					
									Front		Rear		Max. inflation and track pressure	
		F2	TRS 2	TRS 2+	F *Nordman F	Rider	ELS	TRS *Nordman TRS	kPa	psi	kPa	psi	kPa	psi
845	600/55-26.5/20	Front, Rear	Front, Rear		Front, Rear, *Front, Rear			*Front, Rear	350	51	550	80	550	80
8 wheels	600/55R26.5					Front, Rear			350	51	550	80	550	80
	710/45R26.5					Front, Rear			350	51	500	73	550	80
	710/45-26.5/20	Front, Rear	Front, Rear		Front, Rear, *Front, Rear			*Front, Rear	350	51	500	73	550	80
	710/45-26.5/24	Front, Rear			Front, Rear				350	51	500	73	600	87
	800/40-26.5/20	Front, Rear	Front, Rear		Front, Rear				350	51	500	73	550	80
855.1 / 855.2	710/45R26.5					Front, Rear			400	58	550	80	550	80
8 wheels	710/45-26.5/20	Front, Rear	Front, Rear		Front, Rear, *Front, Rear			*Front, Rear	400	58	550	80	550	80
	710/45-26.5/24	Front, Rear			Front, Rear				400	58	550	80	600	87
	800/40-26.5/20	Front, Rear	Front, Rear		Front, Rear				400	58	550	80	550	80
855.1 / 855.2	710/45R26.5					Rear					550	80	550	80
6 wheels	710/45-26.5/20	Rear	Rear		Rear, *Rear			*Rear			550	80	550	80
	710/45-26.5/24	Rear			Rear						550	80	600	87
	800/40-26.5/20	Rear	Rear		Rear						550	80	550	80
	600/65-34/20							*Front	350	51			360	52
	600/65-34/24			Front					350	51			400	58
	600/65R34					Front			350	51			400	58
	700/55-34/20							*Front	350	51			360	52

Machine	Tire size / PR	Tread pattern							Inflation pressure					
									Front		Rear		Max. inflation and track pressure	
		F2	TRS 2	TRS 2+	F *Nordman F	Rider	ELS	TRS *Nordman TRS	kPa	psi	kPa	psi	kPa	psi
	710/55-34/24			Front					350	51			400	58
	710/55R34					Front			350	51			400	58
860.4	710/45-26.5/20	Front, Rear	Front, Rear		Front, Rear, *Front, Rear			*Front, Rear	400	58	550	80	550	80
8 wheels	710/45-26.5/24	Front, Rear			Front, Rear				400	58	550	80	600	87
	710/45R26.5					Front, Rear			400	58	550	80	550	80
	800/40-26.5/20	Front, Rear	Front, Rear		Front, Rear				400	58	550	80	550	80
860.4	710/45-26.5/20	Rear	Rear		Rear, *Rear			*Rear			550	80	550	80
6 wheels	710/45-26.5/24	Rear			Rear						600	87	600	87
	710/45R26.5					Rear					550	80	550	80
	800/40-26.5/20	Rear	Rear		Rear						550	80	550	80
	600/65-34/20							*Front	350	51			360	52
	600/65-34/24			Front					350	51			400	58
	600/65R34					Front			350	51			400	58
	700/55-34/20							*Front	350	51			360	52
	710/55-34/24			Front				*Front	350	51			400	58
	710/55R34					Front			350	51			400	58
865	710/45-26.5/20	Front, Rear	Front, Rear		Front, Rear, *Front, Rear			*Front, Rear	400	58	550	80	550	80
8 wheels	710/45-26.5/24	Front, Rear			Front, Rear				400	58	600	87	600	87
	710/45R26.5					Front, Rear			400	58	550	80	550	80








Machine	Tire size / PR	Tread pattern							Inflation pressure					
									Front		Rear		Max. inflation and track pressure	
		F2	TRS 2	TRS 2+	F *Nordman F	Rider	ELS	TRS *Nordman TRS	kPa	psi	kPa	psi	kPa	psi
	800/40-26.5/20	Front, Rear	Front, Rear		Front, Rear				400	58	550	80	550	80
865	710/45-26.5/20	Rear	Rear		Rear, *Rear			*Rear			550	80	550	80
6 wheels	710/45-26.5/24	Rear			Rear						600	87	600	87
	710/45R26.5					Rear					550	80	550	80
	800/40-26.5/20	Rear	Rear		Rear						550	80	550	80
	600/65-34/20							*Front	350	51			360	52
	600/65-34/24			Front					350	51			400	58
	600/65R34					Front			350	51			400	58
	700/55-34/20							*Front	350	51			360	52
	710/55-34/24			Front					350	51			400	58
	710/55R34					Front			350	51			400	58
875	710/45-26.5/20	Front, Rear	Front, Rear		Front, Rear				400	58	550	80	550	80
8 wheels	710/45-26.5/24	Front, Rear			Front, Rear				400	58	600	87	600	87
	800/40-26.5/20	Front, Rear	Front, Rear		Front, Rear				400	58	550	80	550	80
875	710/45-26.5/20	Rear	Rear		Rear						550	80	550	
6 wheels	710/45-26.5/24	Rear			Rear						600	87	600	
	800/40-26.5/20	Rear	Rear		Rear						550	80	550	
	700/55-34/20							*Front	350	51			360	
	710/55-34/24			Front					350	51			400	
	710/55R34					Front			350	51			400	








Machine	Tire size / PR	Tread pattern							Inflation pressure					
									Front		Rear		Max. inflation and track pressure	
		F2	TRS 2	TRS 2+	F *Nordman F	Rider	ELS	TRS *Nordman TRS	kPa	psi	kPa	psi	kPa	psi
890.3	750/55-26.5/20				Front, Rear			Front, Rear	450	65	550	80	550	80
8 wheels	750/55-26.5/24	Front, Rear	Front, Rear						450	65	600	87	600	87
	780/55-26.5/20				Front, Rear				450	65	550	80	550	80
	800/50R26.5					Front, Rear			450	65	550	80	550	80
890.3	750/55-26.5/20				Rear, *Rear			Rear, *Rear			550	80	550	80
6 wheels	750/55-26.5/24	Rear	Rear								600	87	600	87
	780/55-26.5/20				Rear						550	80	550	80
	800/50R26.5					Rear					550	80	550	80
	700/70-34/16							Front	260	38			260	38
	700/70-34/20							*Front	350	51			360	52
	710/70-34/24			Front					350	51			400	58
	710/70R34					Front			350	51			400	58
895, 8 wheels	780/50-28.5/24	Front, Rear	Front, Rear						450	65	600	87	600	87
895	780/50-28.5/24	Rear	Rear								600	87	600	87
6 wheels	710/70-34/24			Front					350	51			400	58
	710/70R34					Front			350	51			400	58








CAT FORWARDERS








Machine	Tire size / PR	Tread pattern				Inflation pressure							
						Front		Rear		With tracks		Max inflation and track pressure	
		F	Rider	ELS	TRS	kPa	psi	kPa	psi	kPa	psi	kPa	psi
584	750/55-26.5/20	Rear			Rear	400	58	550	80	550	80	550	80
6 wheels	780/55-26.5/20	Rear				400	58	550	80	550	80	550	80
	800/50R26.5		Rear			400	58	550	80	550	80	550	80
	700/70-34/16				Front	260	41			280	41	260	41
584 8	750/55-26.5/20	Front, Rear			Front, Rear	400	58	550	80	550	80	550	80
8 wheels	780/55-26.5/20	Front, Rear				400	58	550	80	550	80	550	80
	800/50R26.5		Front, Rear			400	58	550	80	550	80	550	80
584 HD	750/55-26.5/20	Front, Rear			Front, Rear	400	58	550	80	550	80	550	80
8 wheels	780/55-26.5/20	Front, Rear				400	58	550	80	550	80	550	80
	800/50R26.5		Front, Rear			400	58	550	80	550	80	550	80

JOHN DEERE HARVESTERS







Machine	Tire size / PR	Tread pattern							Inflation pressure						
									Front		Rear		Max inflation and track pressure		
		F2	TRS 2	TRS 2+	F *Nordman F	Rider	ELS	TRS *Nordman TRS	kPa	psi	kPa	psi	kPa	psi	
1070G	650/60-26.5/20							Front, Rear	Front, Rear	450	65	300	44	550	80
4 wheels	750/55-26.5/20				Front, Rear *Front, Rear				Front, Rear *Front, Rear	450	65	300	44	550	80
	750/55-26.5/24	Front, Rear	Front, Rear							450	65	300	44	600	87
	600/65-34/20								*Front, Rear	320	46	280	41	360	52
	600/65-34/24			Front, Rear						320	46	280	41	400	58
	600/65R34					Front, Rear				320	46	280	41	400	58
	700/55-34/20								*Front, Rear	320	46	280	41	360	52
	710/55-34/24			Front, Rear						320	46	280	41	400	58
	710/55R34					Front, Rear				320	46	280	41	400	58
1070G	600/50-22.5/16							Front		400	58			430	62
6 wheels	600/50-22.5/20	Front	Front							400	58			550	80
	710/40-22.5/16				Front					400	58			400	58
	710/40-22.5/20	Front	Front							400	58			550	80
	650/60-26.5/12								Rear			280	41	280	41
	650/60-26.5/20							Rear	Rear			300	44	550	80
	750/55-26.5/20	Rear			Rear, *Rear				Rear, *Rear			300	44	550	80
	600/65-34/20								*Rear			280	41	360	52
	600/65-34/24			Rear								280	41	400	58









Machine	Tire size / PR	Tread pattern							Inflation pressure					
									Front		Rear		Max inflation and track pressure	
		F2	TRS 2	TRS 2+	F *Nordman F	Rider	ELS	TRS *Nordman TRS	kPa	psi	kPa	psi	kPa	psi
	600/65R34					Rear					280	41	400	58
	700/55-34/20										280	41	360	52
	710/55-34/24			Rear							280	41	400	58
	710/55R34					Rear					280	41	400	58
1170G 24.5"	600/50-24.5/20		Front						450	65			550	80
6 wheels	650/45R24.5					Front			450	65			550	80
	710/40-24.5/20	Front	Front		Front, *Front				450	65			550	80
	800/40-24.5/20	Front	Front						450	65			550	80
	600/65-34/20										300	44	360	52
	600/65-34/24			Rear							300	44	400	58
	600/65R34					Rear					300	44	400	58
	700/55-34/20										300	44	360	52
	710/55-34/24			Rear							300	44	400	58
	710/55R34					Rear					300	44	400	58
1170G 24.5"	600/50-24.5		Front, Rear						450	65	400	58	550	80
8 wheels	650/45R24.5					Front			450	65	400	58	550	80
	710/40-24.5/20	Front, Rear	Front, Rear		Front, Rear *Front, Rear				450	65	400	58	550	80
	800/40-24.5/20	Front, Rear	Front, Rear						450	65	400	58	550	80
1170G 26.5"	600/55-26.5/20	Front	Front		Front, *Front				500	73			550	80









Machine	Tire size / PR	Tread pattern							Inflation pressure					
									Front		Rear		Max inflation and track pressure	
		F2	TRS 2	TRS 2+	F *Nordman F	Rider	ELS	TRS *Nordman TRS	kPa	psi	kPa	psi	kPa	psi
6 wheels	710/45-26.5/20	Front	Front		Front, *Front			*Front	500	73			550	80
	710/45-26.5/24	Front			Front				500	73			600	87
	800/40-26.5/20	Front	Front		Front				500	73			500	73
	600/65-34/20							*Rear			300	44	360	52
	600/65-34/24			Rear							300	44	400	58
	600/65R34					Rear					300	44	400	58
	700/55-34/20							*Rear			300	44	360	52
	710/55-34/24			Rear							300	44	400	58
	710/55R34					Rear					300	44	400	58
1270G	600/55-26.5/20	Front	Front		Front, *Front			*Front	500	73			550	80
6 wheels	600/55R26.5					Front		*Front	500	73			550	80
	710/45-26.5/20	Front	Front		Front, *Front			*Front	500	73			550	80
	710/45R26.5					Front		*Front	500	73			550	80
	710/45-26.5/24	Front			Front				500	73			600	87
	800/40-26.5/20	Front	Front		Front				500	73			500	73
	600/65-34/20							*Rear			300	44	360	52
	600/65-34/24			Rear							300	44	400	58
	600/65R34					Rear					300	44	400	58
	700/55-34/20							*Rear			300	44	360	52
710/55-34/24			Rear							300	44	400	58	









Machine	Tire size / PR	Tread pattern							Inflation pressure					
									Front		Rear		Max inflation and track pressure	
		F2	TRS 2	TRS 2+	F *Nordman F	Rider	ELS	TRS *Nordman TRS	kPa	psi	kPa	psi	kPa	psi
	710/55R34					Rear					300	44	400	58
1270G	600/55-26.5/20	Front.Rear	Front.Rear		Front.Rear *Front.Rear			*Front.Rear	500	73	400	58	550	80
6 wheels	600/55R26.5					Front.Rear			500	73	400	58	550	80
	710/45-26.5/20	Front.Rear	Front.Rear		Front.Rear *Front.Rear			*Front.Rear	500	73	400	58	550	80
	710/45R26.5					Front.Rear			500	73	400	58	550	80
	710/45-26.5/24	Front.Rear			Front.Rear				500	73	400	58	600	87
	800/40-26.5/20	Front.Rear	Front.Rear		Front.Rear				500	73	400	58	500	73
1470G	650/65-26.5/20						Front	Front	500	73			550	80
6 wheels	750/55-26.5/20				Front, *Front			Front, *Front	500	73			550	80
	750/55-26.5/24	Front	Front						500	73			600	87
	780/55-26.5/20				Front				500	73			600	87
	710/55-28.5/24	Front	Front		Front				500	73			600	87
	780/50-28.5/24	Front	Front						500	73			600	87
	700/70-34/16							Rear			260	38	260	38
	700/70-34/20							*Rear			300	44	360	52
	710/70-34/24			Rear							300	44	400	58
	710/70R34					Rear					300	44	400	58









JOHN DEERE FORWARDERS









Machine	Tire size / PR	Tread pattern						Inflation pressure					
													
		F2	TRS 2	TRS 2+	F *Nordman F	Rider	TRS *Nordman TRS	Front		Rear		Max inflation and track pressure	
							kPa	psi	kPa	psi	kPa	psi	
810E	600/50-22.5/20	Front, Rear	Front, Rear				Front, Rear	300	44	500	73	550	80
8 wheels	710/40-22.5/16				Front, Rear		Front, Rear	300	44	400	58	400	58
	710/40-22.5/20	Front, Rear	Front, Rear					300	44	500	73	550	80
910G 22.5"	600/50-22.5/20	Front, Rear	Front, Rear				Front, Rear	300	44	500	73	550	80
8 wheels	710/40-22.5/16				Front, Rear		Front, Rear	300	44	400	58	400	58
	710/40-22.5/20	Front, Rear	Front, Rear					300	44	500	73	550	80
910/1010G 24.5"	600/50-24.5		Rear							550	80	550	80
6 wheels	650/45R24.5					Rear				550	80	550	80
	710/40-24.5/20	Rear	Rear		Rear					500	73	550	80
	800/40-24.5/20	Rear	Rear							500	73	550	80
	600/65-34/20						*Front	300	44			360	52
	600/65-34/24			Front				300	44			400	58
	600/65R34					Front		300	44			400	58
	700/55-34/20						*Front	300	44			360	52
	710/55-34/24			Front				300	44			400	58









Machine	Tire size / PR	Tread pattern						Inflation pressure					
												Max inflation and track pressure	
		F2	TRS 2	TRS 2+	F *Nordman F	Rider	TRS *Nordman TRS	kPa	psi	kPa	psi	kPa	psi
	710/55R34					Front					400	58	
	28L-26/26						Front	300	44			420	61
910/1010G 24.5"	600/50-24.5												
8 wheels	650/45R24.5					Front, Rear					550	80	
	710/40-24.5/20	Front, Rear	Front, Rear			Front, Rear* Front, Rear					550	80	
	800/40-24.5/20	Front, Rear	Front, Rear								550	80	
1010G 26.5"	600/55-26.5/20	Front, Rear	Front, Rear			Front, Rear* Front, Rear					550	80	
8 wheels	600/55R26.5					Front, Rear					550	80	
	710/45-26.5/20	Front, Rear	Front, Rear			Front, Rear* Front, Rear					550	80	
	710/45-26.5/24	Front, Rear				Front, Rear					600	87	
	710/45R26.5					Front, Rear					550	80	
	800/40-26.5/20	Front, Rear	Front, Rear			Front, Rear					500	74	
1010G 26.5"	600/55-26.5/20	Rear	Rear			Rear, *Rear					550	80	
6 wheels	600/55R26.5					Rear					550	80	
	710/45-26.5/20	Rear	Rear			Rear, *Rear					500	73	

Machine	Tire size / PR	Tread pattern						Inflation pressure					
												Max inflation and track pressure	
		F2	TRS 2	TRS 2+	F *Nordman F	Rider	TRS *Nordman TRS	kPa	psi	kPa	psi	kPa	psi
	710/45-26.5/24	Rear			Rear					500	73	550	80
	710/45R26.5					Rear				500	73	550	80
	800/40-26.5/20	Rear	Rear		Rear					500	73	500	73
	600/65-34/20						*Front	300	44			360	52
	600/65-34/24			Front				300	44			400	58
	600/65R34				Front			300	44			400	58
	700/55-34/20						*Front	300	44			360	52
	710/55-34/24			Front				300	44			400	58
	710/55R34				Front			300	44			400	58
	28L-26/26						Front	300	44			420	61
1110G	600/55-26.5/20	Front, Rear	Front, Rear		Front, Rear *Front, Rear		*Front, Rear	400	58	550	80	550	80
8 wheels	600/55R26.5					Front, Rear		400	58	550	80	550	80
	710/45-26.5/20	Front, Rear	Front, Rear		Front, Rear *Front, Rear		Front, Rear *Front, Rear	400	58	500	73	550	80
	710/45-26.5/24	Front, Rear			Front, Rear			400	58	500	73	600	87
	710/45R26.5					Front, Rear		400	58	500	73	550	80
	800/40-26.5/20	Front, Rear	Front, Rear		Front, Rear			400	58	500	73	500	73








Machine	Tire size / PR	Tread pattern						Inflation pressure					
												Max inflation and track pressure	
		F2	TRS 2	TRS 2+	F *Nordman F	Rider	TRS *Nordman TRS	Front kPa	psi	Rear kPa	psi	kPa	psi
1110G	600/55-26.5/20	Rear	Rear		Rear, *Rear		*Rear			550	80	550	80
6 wheels	600/55R26.5					Rear				550	80	550	80
	710/45-26.5/20	Rear	Rear		Rear, *Rear		*Rear			500	73	550	80
	710/45-26.5/24	Rear			Rear					500	73	550	80
	710/45R26.5					Rear				500	73	550	80
	800/40-26.5/20	Rear	Rear		Rear					500	73	500	73
	600/65-34/20						*Front	300	44			360	52
	600/65-34/24			Front				300	44			400	58
	600/65R34					Front		300	44			400	58
	700/55-34/20						*Front	300	44			360	52
	710/55-34/24			Front				300	44			400	58
	710/55R34					Front		300	44			400	58
	28L-26/26						Front	300	44			420	61
1210G	600/55-26.5/20	Front, Rear	Front, Rear		Front, Rear *Front, Rear		*Front, Rear	400	58	550	80	550	80
8 wheels	600/55R26.5					Front, Rear		400	58	550	80	550	80
	710/45-26.5/20	Front, Rear	Front, Rear		Front, Rear *Front, Rear		*Front, Rear	400	58	500	73	550	80








Machine	Tire size / PR	Tread pattern						Inflation pressure					
												Max inflation and track pressure	
		F2	TRS 2	TRS 2+	F *Nordman F	Rider	TRS *Nordman TRS	kPa	psi	kPa	psi	kPa	psi
	710/45-26.5/24	Front, Rear			Front, Rear			400	58	500	73	600	87
	710/45R26.5					Front, Rear		400	58	500	73	550	80
	800/40-26.5/20	Front, Rear	Front, Rear		Front, Rear			400	58	500	73	550	80
1210G	600/55-26.5/20	Rear	Rear		Rear, *Rear		*Rear			550	80	550	80
6 wheels	600/55R26.5					Rear				550	80	550	80
	710/45-26.5/20	Rear	Rear		Rear, *Rear		*Rear			500	73	550	80
	710/45-26.5/24	Rear			Rear					500	73	600	87
	710/45R26.5					Rear				500	73	550	80
	800/40-26.5/20	Rear	Rear		Rear					500	73	550	80
	600/65-34/20						*Front	300	44			360	52
	600/65-34/24			Front				300	44			400	58
	600/65R34					Front		300	44			400	58
	700/55-34/20						*Front	300	44			360	52
	710/55-34/24			Front				300	44			400	58
	710/55R34					Front		300	44			400	58
	28L-26/26						Front	300	44			420	61








Machine	Tire size / PR	Tread pattern						Inflation pressure					
												Max inflation and track pressure	
		F2	TRS 2	TRS 2+	F *Nordman F	Rider	TRS *Nordman TRS	kPa	psi	kPa	psi	kPa	psi
1510G	710/45-26.5/20	Front, Rear	Front, Rear		Front, Rear								
8 wheels	710/45-26.5/24	Front, Rear			Front, Rear		400	58	600	87	600	87	
	710/45R26.5					Front, Rear	400	58	550	80	550	80	
	800/40-26.5/20	Front, Rear	Front, Rear		Front, Rear		400	58	550	80	550	80	
1510G	710/45-26.5/20	Rear	Rear		Rear				550	80	550	80	
6 wheels	710/45-26.5/24	Rear			Rear				600	87	600	87	
	710/45R26.5					Rear			550	80	550	80	
	800/40-26.5/20		Rear		Rear				500	73	500	73	
	600/65-34/20						*Front	320	46			360	52
	600/65-34/24			Front				320	46			400	58
	600/65R34					Front		320	46			400	58
	700/55-34/20						*Front	320	46			360	52
	710/55-34/24			Front				320	46			400	58
	710/55R34					Front		320	46			400	58
1910G	750/55-26.5/20				Front, Rear *Front, Rear					550	80	550	80
8 wheels	750/55-26.5/24	Front, Rear	Front, Rear					450	65	600	87	600	87

Machine	Tire size / PR	Tread pattern						Inflation pressure					
												Max inflation and track pressure	
		F2	TRS 2	TRS 2+	F *Nordman F	Rider	TRS *Nordman TRS	kPa	psi	kPa	psi	kPa	psi
	780/55-26.5/20				Front, Rear			450	65	600	87	600	87
	800/50R26.5					Front, Rear		450	65	550	80	550	80
	710/55-28.5/24	Front, Rear	Front, Rear					500	65	600	87	600	87
	780/50-28.5/24	Front, Rear	Front, Rear					450	65	600	87	600	87
1910G	750/55-26.5/20				Rear, *Rear					550	80	550	80
6 wheels	750/55-26.5/24	Rear	Rear							600	87	600	87
	780/55-26.5/20				Rear					600	87	600	87
	800/50R26.5					Rear				550	80	550	80
	710/55-28.5/24	Rear	Rear							600	87	600	87
	780/50-28.5/24	Rear	Rear							600	87	600	87
	700/70-34/20							340	49			360	52
	710/70-34/24			Front				340	49			400	58
	710/70R34					Front		340	49			400	58








LOGSET HARVESTERS








Machine	Tire size / PR	Tread pattern							Inflation pressure						
									Front		Rear		Max inflation and track pressure		
		F2	F	Nordman F	TRS 2	Rider	TRS	Nordman TRS	kPa	psi	kPa	psi	kPa	psi	
4H	650/60-26.5/12							Front, Rear		240	35	240	41	280	41
4 wheels	750/55-26.5/20		Front, Rear	Front, Rear				Front, Rear	Front, Rear	280	41	280	41	550	80
	750/55-26.5/24	Front, Rear			Front, Rear					280	41	280	41	550	80
	780/55-26.5/20		Front, Rear							280	41	280	41	550	80
	600/65-34/20						Front, Rear			280	41	280	41	360	52
	600/65R34					Front, Rear				280	41	280	41	400	58
	700/55-34/20						Front, Rear		Front, Rear	260	38	280	41	360	52
	710/55R34					Front, Rear				260	38	280	41	400	58
5H	600/50-22.5/20							Front		430	62			550	80
6 wheels	710/40-22.5/16		Front							400	58			430	62
	710/40-22.5/20	Front	Front			Rear				400	58			550	80
	600/65-34/20							Rear				280	41	360	52
	600/65R34					Rear						280	41	400	58
	700/55-34/20							Rear				280	41	360	52
	710/55R34					Rear						280	41	400	58
6H	600/55-26.5/20	Front	Front	Front	Front			Front		550	80			550	80
6 wheels	600/55R26.5							Front		550	80			550	80
	710/45-26.5/20	Front	Front	Front	Front			Front		550	80			550	80
	710/45R26.5					Front				550	80			550	80

Machine	Tire size / PR	Tread pattern							Inflation pressure					
									Front		Rear		Max inflation and track pressure	
		F2	F	Nordman F	TRS 2	Rider	TRS	Nordman TRS	kPa	psi	kPa	psi	kPa	psi
	800/40-26.5/20	Front	Front		Front				550	80			550	80
	600/65-34/20							Rear			280	41	360	52
	600/65R34					Rear					280	41	400	58
	700/55-34/20							Rear			280	41	360	52
	710/55R34					Rear					280	41	400	58
8H	600/55-26.5/20	Front	Front	Front	Front			Front	550	80			550	80
6 wheels	600/55R26.5					Front			550	80			550	80
	710/45-26.5/20	Front	Front	Front	Front			Front	550	80			550	80
	710/45R26.5								550	80			550	80
	800/40-26.5/20	Front	Front		Front				550	80			550	80
	600/65-34/20							Rear			280	41	360	52
	600/65R34					Rear					280	41	400	58
	700/55-34/20							Rear			280	41	360	52
	710/55R34					Rear					280	41	400	58
10H	750/55-26.5/20		Front	Front			Front	Front	500	73			550	80
6 wheels	750/55-26.5/24	Front			Front				500	73			550	80
	780/55-26.5/20		Front						500	73			550	80
	710/55-28.5/24	Front			Front				500	73			600	87
	780/50-28.5/24	Front			Front				500	73			600	87
	700/70-34/16						Rear				260	38	260	38








Machine	Tire size / PR	Tread pattern							Inflation pressure					
									Front		Rear		Max inflation and track pressure	
		F2	F	Nordman F	TRS 2	Rider	TRS	Nordman TRS	kPa	psi	kPa	psi	kPa	psi
	700/70-34/20										300	44	360	52
	710/70R34					Rear					300	44	400	58








LOGSET FORWARDERS








Machine	Tire size / PR	Tread pattern							Inflation pressure					
									Front		Rear		Max inflation and track pressure	
		F2	F	Nordman F	TRS 2	Rider	TRS	Nordman TRS	kPa	psi	kPa	psi	kPa	psi
4F	600/50-22.5/20							Front, Rear	350	51	500	73	550	80
8 wheels	710/40-22.5/16		Front, Rear						350	51	430	62	430	62
	710/40-22.5/20	Front, Rear			Front, Rear				350	51	430	62	430	62
5F	600/55-26.5/20	Front, Rear	Front, Rear	Front, Rear	Front, Rear			Front, Rear	350	51	550	80	550	80
8 wheels	600/55R26.5					Front, Rear			350	51	550	80	550	80
	710/45-26.5/16		Front, Rear						350	51	460	67	460	67
	710/45-26.5/20	Front, Rear	Front, Rear	Front, Rear	Front, Rear			Front, Rear	350	51	500	73	550	80
	710/45R26.5					Front, Rear			350	51	500	73	550	80
	800/40-26.5/20	Front, Rear	Front, Rear		Front, Rear				350	51	500	73	550	80
6F	600/55-26.5/20	Front, Rear	Front, Rear	Front, Rear	Front, Rear			Front, Rear	350	51	550	80	550	80
8 wheels	600/55R26.5					Front, Rear			350	51	550	80	550	80
	710/45-26.5/20	Front, Rear	Front, Rear	Front, Rear	Front, Rear			Front, Rear	350	51	550	80	550	80








Machine	Tire size / PR	Tread pattern							Inflation pressure					
									Front		Rear		Max inflation and track pressure	
		F2	F	Nordman F	TRS 2	Rider	TRS	Nordman TRS	kPa	psi	kPa	psi	kPa	psi
	710/45R26.5					Front, Rear			350	51	550	80	550	80
	800/40-26.5/20	Front, Rear	Front, Rear		Front, Rear			350	51	500	73	550	80	
8F	710/45-26.5/20	Front, Rear	Front, Rear	Front, Rear	Front, Rear			400	58	550	80	550	80	
8 wheels	710/45-26.5/24	Front, Rear				Front, Rear		400	58	550	80	600	87	
	710/45R26.5					Front, Rear		400	58	550	80	550	80	
	800/40-26.5/20	Front, Rear	Front, Rear		Front, Rear			400	58	500	73	550	80	
10F	750/55-26.5/20		Front, Rear	Front, Rear			Front, Rear	400	58	550	80	550	80	
8 wheels	750/55-26.5/24	Front, Rear			Front, Rear			400	58	550	80	600	87	
	780/55-26.5/20		Front, Rear					400	58	550	80	550	80	
	780/50-28.5/24	Front, Rear			Front, Rear			400	58	600	87	600	87	
12F - 8 wheels	780/50-28.5/24	Front, Rear			Front, Rear			450	58	600	87	600	87	








PONSSE HARVESTERS

Machine	Tire size / PR	Tread pattern							Inflation pressure					
									Front		Rear		Max inflation and track pressure	
		F2	TRS 2	TRS 2+	*Nordman F	Rider	ELS	*Nordman TRS	kPa	psi	kPa	psi	kPa	psi
Beaver	600/55-26.5/20	Front, Rear	Front, Rear		Front, Rear *Front, Rear			*Front, Rear	380	55	460	67	550	80
6 wheels	600/55R26.5					Front, Rear			380	55	460	67	550	80







Machine	Tire size / PR	Tread pattern							Inflation pressure					
									Front		Rear		Max inflation and track pressure	
		F2	TRS 2	TRS 2+	F *Nordman F	Rider	ELS	TRS *Nordman TRS	kPa	psi	kPa	psi	kPa	psi
	710/45-26.5/16				Front, Rear				350	51	460	67	460	67
	710/45-26.5/20	Front, Rear	Front, Rear		Front, Rear *Front, Rear			*Front, Rear	350	51	460	67	550	80
	710/45R26.5					Front, Rear			350	51	460	67	550	80
	800/40-26.5/20	Front, Rear	Front, Rear		Front, Rear				350	51	460	67	550	80
	650/65-26.5/20						Front	Front	350	51	460	67	550	80
	750/55-26.5/20	Front	Front		Front				350	51	460	67	550	80
Fox	600/55-26.5/20	Front, Rear	Front, Rear		Front, Rear *Front, Rear			*Front, Rear	400	58	460	67	550	80
8 wheels	600/55R26.5					Front, Rear			400	58	460	67	550	80
	710/45-26.5/16				Front, Rear				400	58	460	67	460	67
	710/45-26.5/20	Front, Rear	Front, Rear		Front, Rear *Front, Rear			*Front, Rear	400	58	460	67	550	80
	710/45R26.5					Front, Rear			400	58	460	67	550	80
	800/40-26.5	Front, Rear	Front, Rear		Front, Rear				400	58	460	67	550	80
Scorpion	600/55-26.5/20	Front, Rear	Front, Rear		Front, Rear *Front, Rear			*Front, Rear	450	65	450	65	550	80
Scorpion King	600/55R26.5					Front, Rear			450	65	450	65	550	80
8 wheels	710/45-26.5/16				Front, Rear				450	65	450	65	460	67
	710/45-26.5/20	Front, Rear	Front, Rear		Front, Rear *Front, Rear			*Front, Rear	450	65	450	65	550	80
	710/45R26.5					Front, Rear			450	65	450	65	550	80







Machine	Tire size / PR	Tread pattern							Inflation pressure					
									Front		Rear		Max inflation and track pressure	
		F2	TRS 2	TRS 2+	F *Nordman F	Rider	ELS	TRS *Nordman TRS	kPa	psi	kPa	psi	kPa	psi
	800/40-26.5	Front, Rear	Front, Rear		Front, Rear				450	65	450	65	550	80
Cobra	600/55-26.5/20	Front, Rear	Front, Rear		Front, Rear *Front, Rear			*Front, Rear	350	51	460	67	550	80
8 wheels	600/55R26.5					Front, Rear			350	51	460	67	550	80
	710/45-26.5/16				Front, Rear				350	51	460	67	460	67
	710/45-26.5/20	Front, Rear	Front, Rear		Front, Rear *Front, Rear			*Front, Rear	350	51	460	67	550	80
	710/45R26.5					Front, Rear			350	51	460	67	550	80
	800/40-26.5	Front, Rear	Front, Rear		Front, Rear				350	51	460	67	550	80
Ergo	600/55-26.5/20	Rear			Rear, *Rear			*Rear			460	67	550	80
6 wheels	600/55R26.5					Rear					460	67	550	80
	710/45-26.5/16				Rear						460	67	460	67
	710/45-26.5/20	Rear			Rear, *Rear			*Rear			460	67	550	80
	710/45R26.5					Rear					460	67	550	80
	800/40-26.5/20	Rear	Rear		Rear						460	67	550	80
	600/65-34/20							*Front	300	44			360	52
	600/65-34/24			Front					300	44			400	58
	600/65R34					Front			300	44			400	58
	700/55-34/20							*Front	300	44			360	52
	710/55-34/24			Front					300	44			400	58
	710/55R34					Front			300	44			400	58







Machine	Tire size / PR	Tread pattern							Inflation pressure					
									Front		Rear		Max inflation and track pressure	
		F2	TRS 2	TRS 2+	F *Nordman F	Rider	ELS	TRS *Nordman TRS	kPa	psi	kPa	psi	kPa	psi
Ergo	600/55-26.5/20	Front, Rear	Front, Rear		Front, Rear *Front, Rear			*Front, Rear	350	51	460	67	550	80
8 wheels	600/55R26.5					Front, Rear			350	51	460	67	550	80
	710/45-26.5/16				Front, Rear				350	51	460	67	460	67
	710/45-26.5/20	Front, Rear	Front, Rear		Front, Rear *Front, Rear			*Front, Rear	350	51	460	67	550	80
	710/45R26.5					Front, Rear			350	51	460	67	550	80
	800/40-26.5	Front, Rear	Front, Rear		Front, Rear				350	51	460	67	550	80
Bear	650/65-26.5/20						Front, Rear	Front, Rear	400	58	460	67	550	80
8 wheels	750/55-26.5/20				Front, Rear *Front, Rear			Front, Rear *Front, Rear	400	58	460	67	550	80
	750/55-26.5/24	Front, Rear	Front, Rear						400	58	460	67	600	87
	780/55-26.5/20				Front, Rear				400	58	460	67	550	80
	800/50R26.5					Front, Rear			400	58	460	67	550	80
	710/55-28.5/24	Front, Rear	Front, Rear						400	58	460	67	600	87
	780/50-28.5/24	Front, Rear	Front, Rear						400	58	460	67	600	87
Bear	650/65-26.5/20						Rear	Rear			460	67	550	80
8 wheels	750/55-26.5/20				Rear, *Rear			Rear, *Rear			460	67	550	80
	750/55-26.5/24	Rear	Rear								460	67	600	87
	780/55-26.5/20				Rear						460	67	550	80
	710/55-28.5/24	Rear	Rear								460	67	600	87







Machine	Tire size / PR	Tread pattern							Inflation pressure					
									Front		Rear		Max inflation and track pressure	
		F2	TRS 2	TRS 2+	F *Nordman F	Rider	ELS	TRS *Nordman TRS	kPa	psi	kPa	psi	kPa	psi
	780/50-28.5/24	Rear	Rear								460	67	600	87
	800/50R26.5					Rear					460	67	550	80
	700/70-34/16						Front	260	38				260	38
	700/70-34/20						Front	300	44				360	52
	710/70-34/24			Front				300	44				400	58
	710/70R34					Front		300	44				400	58







PONSSE FORWARDERS







Machine	Tire size / PR	Tread pattern						Inflation pressure					
								Front		Rear		Max inflation and track pressure	
		F2	TRS 2	TRS 2+	F *Nordman F	Rider	TRS *Nordman TRS	kPa	psi	kPa	psi	kPa	psi
Gazelle	600/50-22.5/20	Front, Rear	Front, Rear				Front, Rear	350	51	500	73	550	80
8 wheels	710/40-22.5/16				Front, Rear		Front, Rear	350	51	430	62	430	62
	710/40-22.5/20	Front, Rear	Front, Rear					350	51	430	62	550	80
Wisent / Dual	600/55-26.5/20	Front, Rear	Front, Rear		Front, Rear *Front, Rear		*Front, Rear	350	51	550	80	550	80
8 wheels	600/55R26.5					Front, Rear		350	51	550	80	550	80
	710/45-26.5/16				Front, Rear			350	51	460	67	460	67

Machine	Tire size / PR	Tread pattern						Inflation pressure					
								Front		Rear		Max inflation and track pressure	
		F2	TRS 2	TRS 2+	F *Nordman F	Rider	TRS *Nordman TRS	kPa	psi	kPa	psi	kPa	psi
	710/45-26.5/20	Front, Rear	Front, Rear		Front, Rear *Front, Rear		*Front, Rear	350	51	500	73	550	80
	710/45R26.5					Front, Rear		350	51	500	73	550	80
	800/40-26.5/20	Front, Rear	Front, Rear		Front, Rear			350	51	500	73	500	73
Wisent / Dual	600/55-26.5/20	Rear	Rear		Rear, *Rear		*Rear			550	80	550	80
6 wheels	600/55R26.5					Rear				550	80	550	80
	710/45-26.5/16				Rear					460	67	460	67
	710/45-26.5/20	Rear	Rear		Rear, *Rear		*Rear			500	73	550	80
	710/45R26.5					Rear				500	73	550	80
	800/40-26.5/20	Rear	Rear		Rear					500	73	550	80
	600/65-34/20						*Front	300	44			360	52
	600/65-34/24			Front				300	44			400	58
	600/65R34					Front		300	44			400	58
	700/55-34/20						*Front	300	44			360	52
	710/55-34/24			Front				300	44			400	58
	710/55R34					Front		300	44			400	58
Elk	600/55-26.5/20	Front, Rear	Front, Rear		Front, Rear *Front, Rear		*Front, Rear	350	51	550	80	550	80
8 wheels	600/55R26.5					Front, Rear		350	51	550	80	550	80
	710/45-26.5/20	Front, Rear	Front, Rear		Front, Rear *Front, Rear		*Front, Rear	350	51	500	73	550	80







Machine	Tire size / PR	Tread pattern						Inflation pressure					
								Front		Rear		Max inflation and track pressure	
		F2	TRS 2	TRS 2+	F *Nordman F	Rider	TRS *Nordman TRS	kPa	psi	kPa	psi	kPa	psi
	710/45-26.5/24	Front, Rear			Front, Rear			350	51	500	73	600	87
	710/45R26.5					Front, Rear		350	51	500	73	550	80
	800/40-26.5/20	Front, Rear	Front, Rear		Front, Rear			350	51	500	73	550	80
Elk	600/55-26.5/20	Rear	Rear		Rear, *Rear		*Rear			550	80	550	80
6 wheels	600/55R26.5					Rear				550	80	550	80
	710/45-26.5/20	Rear	Rear		Rear, *Rear		*Rear			500	73	550	80
	710/45-26.5/24	Rear			Rear					500	73	600	87
	710/45R26.5					Rear				500	73	550	80
	800/40-26.5/20	Rear	Rear		Rear					500	73	550	80
	600/65-34/20						*Front	320	46			360	52
	600/65-34/24			Front				320	46			400	58
	600/65R34					Front		320	46			400	58
	700/55-34/20						*Front	320	46			360	52
	710/55-34/24			Front				320	46			400	58
	710/55R34					Front		320	46			400	58
Bison	710/45-26.5/20	Front, Rear	Front, Rear		Front, Rear *Front, Rear		*Front, Rear	400	58	550	80	550	80
8 wheels	710/45-26.5/24	Front, Rear	Front, Rear		Front, Rear			400	58	550	80	600	87
	710/45R26.5					Front, Rear		400	58	550	80	550	80
	800/40-26.5/20	Front, Rear	Front, Rear		Front, Rear			400	58	550	80	550	80







Machine	Tire size / PR	Tread pattern						Inflation pressure					
								Front		Rear		Max inflation and track pressure	
		F2	TRS 2	TRS 2+	F *Nordman F	Rider	TRS *Nordman TRS	kPa	psi	kPa	psi	kPa	psi
Buffalo / Dual	710/45-26.5/20	Front, Rear	Front, Rear		Front, Rear *Front, Rear		*Front, Rear	400	58	550	80	550	80
8 wheels	710/45-26.5/24	Front, Rear	Front, Rear		Front, Rear			400	58	550	80	600	87
	710/45R26.5					Front, Rear		400	58	550	80	550	80
	800/40-26.5/20	Front, Rear	Front, Rear		Front, Rear			400	58	550	80	550	80
Buffalo / Dual / ADS	710/45-26.5/20	Rear	Rear		Rear, *Rear		*Rear			550	80	550	80
6 wheels	710/45-26.5/24	Rear	Rear		Rear					550	80	600	87
	710/45R26.5					Rear				550	80	550	80
	800/40-26.5/20	Rear	Rear		Rear					550	80	550	80
	600/65-34/20						*Front	320	46			360	52
	600/65-34/24			Front				320	46			400	58
	600/65R34					Front		320	46			400	58
	700/55-34/20						*Front	320	46			360	52
	710/55-34/24			Front				320	46			400	58
	710/55R34					Front		320	46			400	58
Buffalo King	600/55-26.5/20	Front	Front		Front, *Front		*Front	400	58			550	80
8 wheels	600/55R26.5					Front		400	58			550	80
	710/45-26.5/20	Front	Front		Front, *Front		*Front	400	58			550	80
	710/45-26.5/24	Front	Front		Front			400	58			600	87
	710/45R26.5					Front		400	58			550	80






Machine	Tire size / PR	Tread pattern						Inflation pressure					
								Front		Rear		Max inflation and track pressure	
		F2	TRS 2	TRS 2+	F *Nordman F	Rider	TRS *Nordman TRS	kPa	psi	kPa	psi	kPa	psi
	800/40-26.5/20	Front	Front		Front			400	58			550	80
	750/55-26.5/20				Rear, *Rear		Rear, *Rear			550	80	550	80
	750/55-26.5/24	Rear	Rear							550	80	600	87
	780/55-26.5/20				Rear					550	80	550	80
	800/50R26.5					Rear				550	80	550	80
Buffalo King	750/55-26.5/20				Rear, *Rear		Rear, *Rear			500	73	550	80
6 wheels	750/55-26.5/24	Rear	Rear							500	73	600	87
	780/55-26.5/20				Rear					500	73	550	80
	800/50R26.5					Rear				500	73	550	80
	700/70-34/16						Front	260	38			260	38
	700/70-34/20						*Front	300	44			360	52
	710/70-34/24			Front				300	44			400	58
	710/70R34					Front		300	44			400	58
Elephant	750/55-26.5/20				Front, Rear *Front, Rear		Front, Rear *Front, Rear	450	65	550	80	550	80
8 wheels	750/55-26.5/24	Front, Rear	Front, Rear					450	65	600	87	600	87
	780/55-26.5/20				Front, Rear			450	65	550	80	550	80
	780/50-28.5/24	Front, Rear	Front, Rear					450	65	600	87	600	87
	800/50R26.5					Front, Rear		450	65	550	80	550	80
Elephant	750/55-26.5/20				Rear, *Rear		Rear, *Rear			550	80	550	80

Machine	Tire size / PR	Tread pattern						Inflation pressure					
								Front		Rear		Max inflation and track pressure	
		F2	TRS 2	TRS 2+	F *Nordman F	Rider	TRS *Nordman TRS	kPa	psi	kPa	psi	kPa	psi
6 wheels	750/55-26.5/24	Rear	Rear							600	87	600	87
	780/55-26.5/20				Rear					550	80	550	80
	800/50R26.5					Rear				550	80	550	80
	780/50-28.5/24	Rear	Rear							600	87	600	87
	700/70-34/16						Front	260	38			260	38
	700/70-34/20						*Front	320	46			360	52
	710/70-34/24			Front				320	46			400	58
	710/70R34					Front		320	46			400	58
Elephant King	750/55-26.5/20				Front, Rear *Front, Rear		Front, Rear *Front, Rear	450	65	550	80	550	80
8 wheels	750/55-26.5/24	Front, Rear	Front, Rear					450	65	600	87	600	87
	780/55-26.5/20				Front, Rear			450	65	550	80	550	80
	780/50-28.5/24	Front, Rear	Front, Rear					450	65	600	87	600	87
	800/50R26.5					Front, Rear		450	65	550	80	550	80







ROTTNE HARVESTERS







Machine	Tire size / PR	Tread pattern						Inflation pressure															
								Front		Rear		Max inflation and track pressure											
		F2	TRS 2	TRS 2+	F *Nordman F	Rider	TRS *Nordman TRS	kPa	psi	kPa	psi	kPa	psi										
H8	600/55-26.5/20	Front, Rear	Front, Rear		Front, Rear *Front, Rear																		
4 wheels	600/55R26.5					Front, Rear																	
	710/45-26.5/20	Front, Rear	Front, Rear		Front, Rear *Front, Rear																		
	710/45R26.5					Front, Rear																	
	800/40-26.5/20	Front, Rear	Front, Rear		Front, Rear																		
H11	600/50R24.5					Front																	
6 wheels	650/45R24.5					Front																	
	710/40-24.5	Front	Front		Front, *Front																		
	800/40-24.5/20	Front	Front																				
	600/65-34/20																						
	600/65-34/24			Rear																			
	600/65R34					Rear																	
	700/55-34/20																						
	710/55-34/24			Rear																			
	710/55R34					Rear																	
H11c	600/50R24.5					Front, Rear																	
8 wheels	650/45R24.5					Front, Rear																	

Machine	Tire size / PR	Tread pattern						Inflation pressure					
								Front		Rear		Max inflation and track pressure	
		F2	TRS 2	TRS 2+	F *Nordman F	Rider	TRS *Nordman TRS	kPa	psi	kPa	psi	kPa	psi
	710/40-24.5	Front, Rear	Front, Rear		Front, Rear *Front, Rear			500	73	450	65	550	80
H14c	600/55-26.5/20	Front	Front		Front, *Front			500	73			550	80
6 wheels	600/55R26.5					Front		500	73			550	80
	710/45-26.5/20	Front	Front		Front, *Front			500	73			550	80
	710/45R26.5					Front		500	73			550	80
	800/40-26.5/20	Front	Front		Front			500	73			550	80
	600/65-34/20									280	41	360	52
	600/65-34/24			Rear						280	41	400	58
	600/65R34					Rear				280	41	400	58
	700/55-34/20									280	41	360	52
	710/55-34/24			Rear						280	41	400	58
	710/55R34					Rear				280	41	400	58
H20b	750/55-26.5/20				Front, *Front			500	73			550	80
6 wheels	750/55-26.5/24	Front	Front					500	73			550	80
	780/55-26.5/20				Front			500	73			550	80
	700/70-34/16									260	38	260	38
	700/70-34/20									300	44	360	52
	710/70-34/24			Rear						300	44	400	58
	710/70R34					Rear				300	44	400	58

Machine	Tire size / PR	Tread pattern						Inflation pressure						
								Front		Rear		Max inflation and track pressure		
		F2	TRS 2	TRS 2+	F *Nordman F	Rider	TRS *Nordman TRS	kPa	psi	kPa	psi	kPa	psi	
H21d	750/55-26.5/20				Front, Rear *Front, Rear			*Front, Rear	500	73	450	65	550	80
8 wheels	750/55-26.5/24	Front, Rear	Front, Rear						500	73	450	65	600	87
	780/55-26.5/20				Front				500	73	450	65	550	80
H21d	750/55-26.5/20				Front, Rear *Front, Rear			*Front, Rear	500	73	450	65	550	80
6 wheels	750/55-26.5/24	Front, Rear	Front, Rear						500	73	450	65	600	87
	780/55-26.5/20				Front				500	73	450	65	550	80
	700/70-34/16							Rear			260	38	260	38
	700/70-34/20							*Rear			300	44	360	52
	710/70-34/24			Rear							300	44	400	58
	710/70R34					Rear					300	44	400	58






ROTTNE FORWARDERS






Machine	Tire size / PR	Tread pattern						Inflation pressure						
								Front		Rear		Max inflation and track pressure		
		F2	TRS 2	TRS 2+	F *Nordman F	Rider	TRS *Nordman TRS	kPa	psi	kPa	psi	kPa	psi	
F10b	600/50-22.5/20	Front, Rear	Front, Rear					Front, Rear	350	51	500	73	550	80
8 wheels	710/40-22.5/16				Front, Rear				350	51	400	58	550	80

Machine	Tire size / PR	Tread pattern						Inflation pressure					
								Front		Rear		Max inflation and track pressure	
		F2	TRS 2	TRS 2+	F *Nordman F	Rider	TRS *Nordman TRS	kPa	psi	kPa	psi	kPa	psi
	710/40-22.5/20	Front, Rear	Front, Rear					350	51	500	73	550	80
F10d	600/50-22.5/20	Front, Rear	Front, Rear				Front, Rear	350	51	550	80	550	80
8 wheels	710/40-22.5/20	Front, Rear	Front, Rear					350	51	550	80	550	80
F11d	600/50-24.5/20		Front, Rear					350	51	550	80	550	80
8 wheels	710/40-24.5/20	Front, Rear	Front, Rear		Front, Rear *Front, Rear			350	51	550	80	550	80
	800/40-24.5/20	Front, Rear	Front, Rear					350	51	550	80	550	80
F13c	600/55-26.5/20	Front, Rear	Front, Rear		Front, Rear *Front, Rear		*Front, Rear	350	51	550	80	550	80
8 wheels	600/55R26.5					Front, Rear		350	51	550	80	550	80
	710/45-26.5/20	Front, Rear	Front, Rear		Front, Rear *Front, Rear		*Front, Rear	350	51	500	73	550	80
	710/45R26.5					Front, Rear		350	51	500	73	550	80
	800/40-26.5/20	Front, Rear	Front, Rear		Front, Rear			350	51	500	73	550	80
F15c	600/55-26.5/20	Front, Rear	Front, Rear		Front, Rear *Front, Rear		*Front, Rear	450	65	550	80	550	80
8 wheels	600/55R26.5					Front, Rear		450	65	550	80	550	80
	710/45-26.5/20	Front, Rear	Front, Rear		Front, Rear *Front, Rear		*Front, Rear	400	58	550	80	550	80
	710/45R26.5					Front, Rear		400	58	550	80	550	80
	800/40-26.5/20	Front, Rear	Front, Rear		Front, Rear			400	58	550	80	550	80
F18	750/55-26.5/20				Rear, *Rear		Rear, *Rear			550	80	550	80





Machine	Tire size / PR	Tread pattern						Inflation pressure					
								Front		Rear		Max inflation and track pressure	
		F2	TRS 2	TRS 2+	F *Nordman F	Rider	TRS *Nordman TRS	kPa	psi	kPa	psi	kPa	psi
6 wheels	750/55-26.5/24	Rear	Rear							600	87	600	87
	780/55-26.5/20				Rear					550	80	550	80
	700/70-34/16						Front	260	38			260	38
	700/70-34/20						*Front	320	46			360	52
	710/70-34/24			Front				320	46			400	58
	710/70R34					Front		320	46			400	58
F18	750/55-26.5/20				Front, Rear *Front, Rear		Front, Rear *Front, Rear	450	65	550	80	550	80
8 wheels	750/55-26.5/24	Front, Rear	Front, Rear					450	65	600	87	600	87
	780/55-26.5/20				Front, Rear			450	65	550	80	550	80
F20	750/55-26.5/24	Front, Rear	Front, Rear					450	65	600	87	600	87
8 wheels	780/50-28.5/24	Front, Rear	Front, Rear					450	65	600	87	600	87





TIGERCAT HARVESTERS

Machine	Tire size / PR	Tread pattern					Inflation pressure					
							Front		Rear		Max inflation and track pressure	
		F2	TRS 2	TRS 2+	F *Nordman F	TRS *Nordman TRS	kPa	psi	kPa	psi	kPa	psi
1165	600/55-26.5/20	Front	Front		Front	Front	550	80	400	58	550	80
6 wheels	710/45-26.5/20	Front	Front		Front	Front	550	80	400	58	550	80




Machine	Tire size / PR	Tread pattern					Inflation pressure					
							Front		Rear		Max inflation and track pressure	
		F2	TRS 2	TRS 2+	F *Nordman F	TRS *Nordman TRS	kPa	psi	kPa	psi	kPa	psi
	710/45-26.5/24	Front	Front				600	87	400	58	600	87
	600/65-34/24			Rear					400	58	400	58
	710/55-34/24			Rear					400	58	400	58
1165	710/45-26.5/20	Front, Rear	Front, Rear		Front, Rear	Front, Rear	550	80	400	58	550	80
8 wheels	710/45-26.5/24	Front, Rear	Front, Rear		Front, Rear	Front, Rear	600	87	400	58	600	87
1185	750/55-26.5/20				Front, Rear	Front, Rear	550	80	450	65	550	80
8 wheels	750/55-26.5/24	Front, Rear	Front, Rear				600	87	450	65	600	87
	710/55-28.5/24	Front, Rear	Front, Rear				600	87	450	65	600	87
	780/50-28.5/24	Front, Rear	Front, Rear				600	87	450	65	600	87




TIGERCAT FORWARDERS

Machine	Tire size / PR	Tread pattern				Inflation pressure					
						Front		Rear		Max inflation and track pressure	
		F2	TRS 2	F *Nordman F	TRS *Nordman TRS	kPa	psi	kPa	psi	kPa	psi
1055C	600/50-26.5/20	Front, Rear	Front, Rear	Front, Rear	Front, Rear	550	80	550	80	550	80
8 wheels	710/45-26.5/20	Front, Rear	Front, Rear	Front, Rear	Front, Rear	550	80	550	80	550	80
	710/45-26.5/24	Front, Rear				600	87	600	87	600	87
	800/40-26.5/20	Front, Rear	Front, Rear	Front, Rear		550	80	550	80	550	80



Machine	Tire size / PR	Tread pattern				Inflation pressure					
						Front		Rear		Max inflation and track pressure	
		F2	TRS 2	F *Nordman F	TRS *Nordman TRS	kPa	psi	kPa	psi	kPa	psi
1075C	750/55-26.5/20			Front, Rear	Front, Rear	600	87	600	87	600	87
8 wheels	750/55-26.5/24	Front, Rear	Front, Rear			600	87	600	87	600	87
	780/50-28.5/24	Front, Rear	Front, Rear			600	87	600	87	600	87
1085C	750/55-26.5/24	Front, Rear	Front, Rear			600	87	600	87	600	87
8 wheels	780/50-28.5/24	Front, Rear	Front, Rear			600	87	600	87	600	87



ECOLOG HARVESTERS

Machine	Tire size / PR	Tread pattern			Inflation pressure					
		 F2	 TRS 2	 TRS 2+	Front		Rear		Max inflation and track pressure	
					kPa	psi	kPa	psi	kPa	psi
1058H5	600/55-22.5/20	Front, Rear	Front, Rear		400	58	350	51	550	80
8 wheels	710/45-22.5/20	Front, Rear	Front, Rear		400	58	350	51	550	80
550F	600/65-34/24			Front, Rear	300	44	300	44	400	58
4 wheels	710/55-34/24			Front, Rear	300	44	300	44	400	58
550 T-PRO	600/55-26.5/20	Front	Front		400	58			550	80
6 wheels	710/45-26.5/20	Front	Front		400	58			550	80
	600/65-34/20			Rear			350	51	400	58
	710/55-34/20			Rear			350	51	400	58
560F	600/55-26.5/20	Front	Front		450	65			550	80
6 wheels	710/45-26.5/20	Front	Front		450	65			550	80
	600/65-34/20			Rear			350	51	400	58
	710/55-34/20			Rear			350	51	400	58
580F	600/55-26.5/20	Front	Front		500	73			550	80
6 wheels	710/45-26.5/20	Front	Front		500	73			550	80
	600/65-34/24			Rear			350		400	58
	710/55-34/24			Rear			350		400	58
590F	710/55-26.5/24	Front	Front						600	87
6 wheels	710/55-28.5/24	Front	Front						600	87
	710/55-34/24			Rear					400	58

Machine	Tire size / PR	Tread pattern			Inflation pressure					
					Front		Rear		Max inflation and track pressure	
		F2	TRS 2	TRS 2+	kPa	psi	kPa	psi	kPa	psi
	710/70-34/24			Rear					400	58
688F	600/55-26.5/20	Front, Rear	Front, Rear						550	80
8 wheels	710/45-26.5/20	Front, Rear	Front, Rear						550	80
	800/40-26.5/20	Front, Rear	Front, Rear						550	80

ECOLOG FORWARDERS

Machine	Tire size / PR	Tread pattern		Inflation pressure					
				Front		Rear		Max inflation and track pressure	
		F2	TRS 2	kPa	psi	kPa	psi	kPa	psi
750F	600/55-22.5/20	Front, Rear	Front, Rear	350	51	500	73	550	80
8 wheels	710/45-22.5/20	Front, Rear	Front, Rear	350	51	500	73	550	80
1050F	600/55-22.5/20	Front, Rear	Front, Rear	350	51	500	73	550	80
8 wheels	710/45-22.5/20	Front, Rear	Front, Rear	350	51	500	73	550	80
1250F	600/55-26.5/20	Front, Rear	Front, Rear	400	58	550	80	550	80
8 wheels	710/45-26.5/20	Front, Rear	Front, Rear	400	58	500	73	550	80
	710/45-26.5/24	Front, Rear	Front, Rear	400	58	500	73	600	87
	800/40-26.5/20	Front, Rear	Front, Rear	400	58	500	73	550	80
574F	600/55-26.5/20	Front, Rear	Front, Rear	400	58	550	80	550	80
8 wheels	710/45-26.5/20	Front, Rear	Front, Rear	400	58	550	80	550	80

Machine	Tire size / PR	Tread pattern		Inflation pressure					
		 F2	 TRS 2	Front		Rear		Max inflation and track pressure	
				kPa	psi	kPa	psi	kPa	psi
	710/45-26.5/24	Front, Rear	Front, Rear	400	58	550	80	600	87
	800/40-26.5/20	Front, Rear	Front, Rear	400	58	550	80	550	80
584F	710/45-26.5/20	Front, Rear	Front, Rear	400	58	550	80	550	80
8 wheels	710/45-26.5/24	Front, Rear	Front, Rear	400	58	600	87	600	87
	800/40-26.5/20	Front, Rear	Front, Rear	400	58	550	80	550	80
594F	750/55-26.5/24	Front, Rear	Front, Rear	450	65	600	87	600	87
8 wheels	710/55-28.5/24	Front, Rear	Front, Rear	450	65	600	87	600	87
	780/55-28.5/24	Front, Rear	Front, Rear	450	65	600	87	600	87

GROUND CONTACT PRESSURE COMPARISON

GROUND PRESSURE COMPARISON BETWEEN DIFFERENT TIRE SIZES

Both the tire diameter and width have an important role in determining the size of tire contact area. In practice the tire diameter increase has greater effect on machine mobility than the width increase. Due to the variation in operating ground the absolute ground pressure values can be difficult to assess. However the information in this table is useful when comparing the relative performance of different tires.

CONTACT AREA AND GROUND PRESSURE AT DIFFERENT TYRE LOADS. SOFT SOIL.

Size	600/50-22.5		710/40-22.5		710/40-24.5		500/60-26.5		600/55-26.5		650/60-26.5		650/65-26.5		710/45-26.5		
	mm	in	mm	in	mm	in	mm	in	mm	in	mm	in	mm	in	mm	in	
Diameter	1171	46,1	1171	46,1	1230	48,4	1273	50,1	1340	52,8	1485	58,5	1485	58,5	1340	52,8	
Width	601	23,7	710	28,0	710	28,0	503	19,8	601	23,7	650	25,6	650	25,6	710	28,0	
	cm ²	in ²	cm ²	in ²	cm ²	in ²	cm ²	in ²	cm ²	in ²	cm ²	in ²	cm ²	in ²	cm ²	in ²	
Contact area *)	3520	545,56	4160	644,76	4370	677,31	3200	495,97	4030	624,61	4830	748,6	4830	748,6	4760	737,75	
Load	Ground pressure		Ground pressure		Ground pressure		Ground pressure		Ground pressure		Ground pressure		Ground pressure		Ground pressure		
kg	lb	kg/cm²	lb/in²	kg/cm²	lb/in²	kg/cm²	lb/in²	kg/cm²	lb/in²	kg/cm²	lb/in²	kg/cm²	lb/in²	kg/cm²	lb/in²	kg/cm²	lb/in²
500	1100	0,14	2,02	0,12	1,71	0,11	1,62	0,16	2,22	0,12	1,76	0,10	1,47	0,10	1,47	0,11	1,49
1000	2205	0,28	4,04	0,24	3,42	0,23	3,26	0,31	4,45	0,25	3,53	0,21	2,95	0,21	2,95	0,21	2,99
1500	3305	0,43	6,06	0,36	5,13	0,34	4,88	0,47	6,66	0,37	5,29	0,31	4,41	0,31	4,41	0,32	4,48

2000	4410	0,57	8,08	0,48	6,84	0,46	6,51	0,63	8,89	0,50	7,06	0,41	5,89	0,41	5,89	0,42	5,98
2500	5510	0,71	10,10	0,60	8,55	0,57	8,14	0,78	11,11	0,62	8,82	0,52	7,36	0,52	7,36	0,53	7,47
3000	6615	0,85	12,13	0,72	10,26	0,69	9,77	0,94	13,34	0,74	10,59	0,62	8,84	0,62	8,84	0,63	8,97
3500	7715	0,99	14,14	0,84	11,97	0,80	11,39	1,09	15,56	0,87	12,35	0,72	10,31	0,72	10,31	0,74	10,46
4000	8820	1,14	16,17	0,96	13,68	0,92	13,02	1,25	17,78	0,99	14,12	0,83	11,78	0,83	11,78	0,84	11,96
4500	9920	1,28	18,18	1,08	15,39	1,03	14,65			1,12	15,88	0,93	13,25	0,93	13,25	0,95	13,45
5000	11025	1,42	20,21			1,14	16,28			1,24	17,65	1,04	14,73	1,04	14,73	1,05	14,94
5500	12125	1,56	22,22			1,26	17,90			1,36	19,41	1,14	16,20	1,14	16,20	1,16	16,44
6000	13230					1,37	19,53			1,49	21,18	1,24	17,67	1,24	17,67	1,26	17,93
6500	14330									1,61	22,94	1,35	19,14	1,35	19,14	1,37	19,42
7000	15430											1,45	20,61	1,45	20,61	1,47	20,91
7500	16535											1,55	22,09	1,55	22,09	1,58	22,41
8000	17635											1,66	23,56	1,66	23,56		
8500	18740													1,76	25,03		
9000	19840																
9500	20945																
10000	22045																

*) CONTACT AREA CALCULATED BY USING A FORMULA BY THE SWEDISH FORESTRY RESEARCH INSTITUTE (SKOGSARBETEN).

CONTACT AREA AND GROUND PRESSURE AT DIFFERENT TYRE LOADS. SOFT SOIL.

	750/55-26.5		780/55-26.5		800/50R26.5		710/55-28.5		780/50-28.5		800/40-26.5		600/65-34		700/55-34		700/70-34	
	mm	in	mm	in	mm	in	mm	in	mm	in	mm	in	mm	in	mm	in	mm	in
Diameter	1485	58,5	1485	58,5	1485	58,5	1525	60,0	1525	60,0	1340	52,8	1644	64,7	1485	58,5	1844	72,6

Width		750	29,5	780	30,7	800	31,5	710	28,0	780	30,7	800	31,5	600	23,6	700	27,6	700	27,6
		cm ²	in ²	cm ²	in ²	cm ²	in ²	cm ²	in ²	cm ²	in ²	cm ²	in ²	cm ²	in ²	cm ²	in ²	cm ²	in ²
Contact area ¹⁾		5570	863,29	5790	897,39	5940	920,64	5410	838,5	5950	922,191	5360	830,75	4930	764,101	5200	805,948	6450	999,686
Load		Ground pressure		Ground pressure		Ground pressure		Ground pressure		Ground pressure		Ground pressure		Ground pressure		Ground pressure		Ground pressure	
kg	lb	kg/cm ²	lb/in ²	kg/cm ²	lb/in ²	kg/cm ²	lb/in ²	kg/cm ²	lb/in ²	kg/cm ²	lb/in ²	kg/cm ²	lb/in ²	kg/cm ²	lb/in ²	kg/cm ²	lb/in ²	kg/cm ²	lb/in ²
500	1100	0,09	1,27	0,09	1,23	0,08	1,19	0,09	1,31	0,08	1,19	0,09	1,32	0,10	1,44	0,10	1,36	0,08	1,10
1000	2205	0,18	2,55	0,17	2,46	0,17	2,40	0,18	2,63	0,17	2,39	0,19	2,65	0,20	2,89	0,19	2,74	0,16	2,21
1500	3305	0,27	3,83	0,26	3,68	0,25	3,59	0,28	3,94	0,25	3,58	0,28	3,98	0,30	4,33	0,29	4,10	0,23	3,31
2000	4410	0,36	5,11	0,35	4,91	0,34	4,79	0,37	5,26	0,34	4,78	0,37	5,31	0,41	5,77	0,38	5,47	0,31	4,41
2500	5510	0,45	6,38	0,43	6,14	0,42	5,98	0,46	6,57	0,42	5,97	0,47	6,63	0,51	7,21	0,48	6,84	0,39	5,51
3000	6615	0,54	7,66	0,52	7,37	0,51	7,19	0,55	7,89	0,50	7,17	0,56	7,96	0,61	8,66	0,58	8,21	0,47	6,62
3500	7715	0,63	8,94	0,60	8,60	0,59	8,38	0,65	9,20	0,59	8,37	0,65	9,29	0,71	10,10	0,67	9,57	0,54	7,72
4000	8820	0,72	10,22	0,69	9,83	0,67	9,58	0,74	10,52	0,67	9,56	0,75	10,62	0,81	11,54	0,77	10,94	0,62	8,82
4500	9920	0,81	11,49	0,78	11,05	0,76	10,78	0,83	11,83	0,76	10,76	0,84	11,94	0,91	12,98	0,87	12,31	0,70	9,92
5000	11025	0,90	12,77	0,86	12,29	0,84	11,98	0,92	13,15	0,84	11,96	0,93	13,27	1,01	14,43	0,96	13,68	0,78	11,03
5500	12125	0,99	14,05	0,95	13,51	0,93	13,17	1,02	14,46	0,92	13,15	1,03	14,60			1,06	15,04	0,85	12,13
6000	13230	1,08	15,33	1,04	14,74	1,01	14,37	1,11	15,78	1,01	14,35	1,12	15,93			1,15	16,42	0,93	13,23
6500	14330	1,17	16,60	1,12	15,97	1,09	15,57	1,20	17,09	1,09	15,54	1,21	17,25					1,01	14,33
7000	15430	1,26	17,87	1,21	17,19	1,18	16,76	1,29	18,40	1,18	16,73							1,09	15,43
7500	16535	1,35	19,15	1,30	18,43	1,26	17,96	1,39	19,72	1,26	17,93								
8000	17635	1,44	20,43	1,38	19,65	1,35	19,16	1,48	21,03	1,34	19,12								
8500	18740	1,53	21,71	1,47	20,88	1,43	20,36	1,57	22,35	1,43	20,32								
9000	19840	1,62	22,98	1,55	22,11	1,52	21,55	1,66	23,66	1,51	21,51								

9500	20945	1,71	24,26	1,64	23,34	1,60	22,75	1,76	24,98	1,60	22,71							
10000	22045	1,80	25,54	1,73	24,57	1,68	23,95	1,85	26,29	1,68	23,91							

*) CONTACT AREA CALCULATED BY USING A FORMULA BY THE SWEDISH FORESTRY RESEARCH INSTITUTE (SKOGSARBETEN).

CONTACT AREA AND GROUND PRESSURE AT DIFFERENT TYRE LOADS. SOFT SOIL.

		23.1-26		28L-26		30.5L-32		620/75-26		500/70-28		540/70-30		600/70-38		650/75-38	
		mm	in	mm	in	mm	in	mm	in	mm	in	mm	in	mm	in	mm	in
Diameter		1632	64,3	1644	64,7	1857	73,1	1590	62,6	1405	55,3	1515	59,6	1820	71,7	1965	77,4
Width		587	23,1	714	28,1	775	30,5	625	24,6	503	19,8	540	21,3	611	24,1	650	25,6
		cm ²	in ²	cm ²	in ²	cm ²	in ²	cm ²	in ²	cm ²	in ²	cm ²	in ²	cm ²	in ²	cm ²	in ²
Contact area *)		4790	742,4	5870	909,79	7200	1115,9	4970	770,3	3530	547,11	4090	633,91	5560	861,74	6390	990,39
Load		Ground pressure		Ground pressure		Ground pressure		Ground pressure		Ground pressure		Ground pressure		Ground pressure		Ground pressure	
kg	lb	kg/cm ²	lb/in ²	kg/cm ²	lb/in ²	kg/cm ²	lb/in ²	kg/cm ²	lb/in ²	kg/cm ²	lb/in ²	kg/cm ²	lb/in ²	kg/cm ²	lb/in ²	kg/cm ²	lb/in ²
500	1100	0,10	1,48	0,09	1,21	0,07	0,99	0,10	1,43	0,14	2,01	0,12	1,74	0,09	1,28	0,08	1,11
1000	2205	0,21	2,97	0,17	2,42	0,14	1,98	0,20	2,86	0,28	4,03	0,24	3,48	0,18	2,56	0,16	2,23
1500	3305	0,31	4,45	0,26	3,63	0,21	2,96	0,30	4,29	0,42	6,04	0,37	5,21	0,27	3,84	0,23	3,34
2000	4410	0,42	5,94	0,34	4,85	0,28	3,95	0,40	5,73	0,57	8,06	0,49	6,96	0,36	5,12	0,31	4,45
2500	5510	0,52	7,42	0,43	6,06	0,35	4,94	0,50	7,15	0,71	10,07	0,61	8,69	0,45	6,39	0,39	5,56
3000	6615	0,63	8,91	0,51	7,27	0,42	5,93	0,60	8,59	0,85	12,09	0,73	10,44	0,54	7,68	0,47	6,68
3500	7715	0,73	10,39	0,60	8,48	0,49	6,91	0,70	10,02	0,99	14,10	0,86	12,17	0,63	8,95	0,55	7,79
4000	8820	0,84	11,88	0,68	9,69	0,56	7,90	0,80	11,45	1,13	16,12	0,98	13,91	0,72	10,24	0,63	8,91
4500	9920	0,94	13,36	0,77	10,90	0,63	8,89	0,91	12,88			1,10	15,65	0,81	11,51	0,70	10,02

5000	11025	1,04	14,85	0,85	12,12	0,69	9,88	1,01	14,31					0,90	12,79	0,78	11,13
5500	12125	1,15	16,33	0,94	13,33	0,76	10,87	1,11	15,74					0,99	14,07	0,86	12,24
6000	13230	1,25	17,82	1,02	14,54	0,83	11,86							1,08	15,35	0,94	13,36
6500	14330					0,90	12,84							1,17	16,63	1,02	14,47
7000	15430					0,97	13,83									1,10	15,58
7500	16535					1,04	14,82										
8000	17635					1,11	15,80										
8500	18740																
9000	19840																
9500	20945																

***) CONTACT AREA CALCULATED BY USING A FORMULA BY THE SWEDISH FORESTRY RESEARCH INSTITUTE (SKOGSARBETEN).**

CONTACT AREA AND GROUND PRESSURE AT DIFFERENT TYRE LOADS. SOFT SOIL.

		16.9-28		16.9-30		16.9-34		18.4-34		18.4-38		20.8-38	
		mm	in	mm	in	mm	in	mm	in	mm	in	mm	in
Diameter		1435	56,5	1485	58,5	1585	62,4	1650	65,0	1750	68,9	1840	72,4
Width		429	16,9	429	16,9	429	16,9	467	18,4	467	18,4	528	20,8
		cm ²	in ²	cm ²	in ²	cm ²	in ²	cm ²	in ²	cm ²	in ²	cm ²	in ²
Contact area *)		3080	477,37	3190	494,42	3400	526,97	3850	596,71	4090	633,909	4860	753,25
Load		Ground pressure		Ground pressure		Ground pressure		Ground pressure		Ground pressure		Ground pressure	
kg	lb	kg/cm²	lb/in²	kg/cm²	lb/in²	kg/cm²	lb/in²	kg/cm²	lb/in²	kg/cm²	lb/in²	kg/cm²	lb/in²
500	1100	0,16	2,30	0,16	2,22	0,15	2,09	0,13	1,84	0,12	1,74	0,10	1,46
1000	2205	0,32	4,62	0,31	4,46	0,29	4,18	0,26	3,70	0,24	3,48	0,21	2,93

1500	3305	0,49	6,92	0,47	6,68	0,44	6,27	0,39	5,54	0,37	5,21	0,31	4,39
2000	4410	0,65	9,24	0,63	8,92	0,59	8,37	0,52	7,39	0,49	6,96	0,41	5,85
2500	5510	0,81	11,54	0,78	11,14	0,74	10,46	0,65	9,23	0,61	8,69	0,51	7,31
3000	6615	0,97	13,86	0,94	13,38	0,88	12,55	0,78	11,09	0,73	10,44	0,62	8,78
3500	7715	1,14	16,16	1,10	15,60	1,03	14,64	0,91	12,93	0,86	12,17	0,72	10,24
4000	8820					1,18	16,74	1,04	14,78	0,98	13,91	0,82	11,71
4500	9920							1,17	16,62	1,10	15,65	0,93	13,17
5000	11025											1,03	14,64
5500	12125											1,13	16,10
6000	13230												
6500	14330												
7000	15430												
7500	16535												
8000	17635												
8500	18740												
9000	19840												
9500	20945												


***) CONTACT AREA CALCULATED BY USING A FORMULA BY THE SWEDISH FORESTRY RESEARCH INSTITUTE (SKOGSARBETEN).**

CONTACT AREAS ON A HARD DRIVING SURFACE

TRI patterns have a significantly larger net contact area compared with traditional tractor drive tires. This results in significant improvement in friction rate, grip, and wear rate.

GROUND CONTACT AREA RATIOS

**NORMAL TRACTOR
DRIVE TIRE**




20-25 % net contact area

**NORMAL SECTION
TRI**



42 % net contact area

**80 SERIES
TRI 2**



39% net contact area

**80 SERIES
HAKKAPELIITTA TRI**



45 % net contact area

CONTACT AREA ON HARD SURFACE

The deflection takes place only on the tire and not at all on the ground. The values in the table are valid at the nominal load and air pressure conditions.

CONTACT AREA ON SOFT SOIL

The deflection takes place mainly on the ground: the tire sinks 15% of its diameter into ground, but the deflection will recover to half of the original value. It is impossible to compare actual measurements in different places, but comparison between different tire sizes is possible with the help of the table below.

Compared to the corresponding standard dimension TRI 2 tire commonly gives an appr. 5–10% larger contact area.

65 series tires will give an approximately 20–30% larger area compared to corresponding sizes with a normal section.

NOKIAN TYRES TRI 2

Size	Contact area			
	Hard surface		Soft surface	
	cm ²	in ²	cm ²	in ²
85-series				
320/85R28	806	125	1 994	309
80-series				
250/80R16	376	58	1 091	169
340/80R18	711	110	1 717	266
360/80R20	810	126	1 950	302
300/80R24	674	104	1 608	249
340/80R24	755	117	1 980	307
360/80R24	458	131	2 115	328
400/80R24	1 035	160	2 525	391
440/80R24	1 200	186	2 895	449
360/80R28	947	147	2 324	360
400/80R28	1 065	165	2 730	423
440/80R28	1 270	197	3 120	484
440/80R30	1 290	200	3 230	501
480/80R30	1 515	235	3 665	568
440/80R34	1 375	213	3 445	535
480/80R34	1 590	246	3 910	606
480/80R38	1 645	255	4 150	643
540/80R38	2 030	315	5 030	780
620/80R42	2 743	425	6 434	997
75-series				
270/75R15	371	58	1 086	168
250/75R16	323	50	1 009	156
70-series				

Size	Contact area			
	Hard surface		Soft surface	
	cm ²	in ²	cm ²	in ²
360/70R20	735	114	1 835	284
500/70R24	1 523	236	3 608	559
65-series				
420/65R24	960	149	2 415	374
460/65R24	1 178	183	2 742	425
540/65R24	1 523	236	3 608	559
480/65R28	1 352	210	3 086	478
540/65R28	1 639	254	3 740	580
540/65R30	1 698	263	3 867	599
600/65R38	2 239	347	4 976	771
650/65R38	2 524	391	5 657	877
650/65R42	2 666	413	5 953	923

NOKIAN TYRES TRI

Size	Contact area			
	Hard surface		Soft surface	
	cm ²	in ²	cm ²	in ²
11.2R24	530	82	1 530	237
16.9R24	1 130	175	2 810	436
16.9R30	1 180	183	3 130	485
18.4R30	1 440	223	3 570	533
65-series				
420/65R24	940	146	2 370	367
460/65R24	1 040	161	2 650	411
480/65R24	1 150	178	2 910	451
520/65R24	1 430	222	3 410	529
480/65R28	1 145	177	3 070	476
600/65R38	2 110	327	5 020	778
Bias Beltet				
18.4B30	1 440	223	3 575	544
580/65B30	1 870	290	4 440	688
580/65B34	1 990	308	4 730	733

STUDS AND CHAINS

STUDS

Nokian Tyres TRI 2, Nokian Tyres TRI, Nokian Tyres Hakkapeliitta Loader and Nokian Tyres Loader Grip patterns offer an excellent winter grip. To gain even more traction and grip in extreme wet icy conditions the tires can be studded. The following schematic pictures show the studding sequence.


STUD RECOMMENDATION

- Recommended types are truck, tractor or construction machine studs
- Maximum stud length is 25 mm / 1 in
- Minimum stud flange is 9 mm / 11/32 in

STUD DIMENSIONING EXAMPLES


Stud marking	Stud length		Flange diameter		Stud hole diameter		Stud protusion	
	mm	in	mm	in	mm	in	mm	in
9 - 15	15	19/32	9	11/32	4	5/32	2	3/32
11 - 15	15	19/32	11	14/32	5	6/32	2	3/32
11 - 17	17	21/32	11	14/32	5	6/32	2.5	3/32
12 - 17	17	21/32	12	15/32	5	6/32	2.5	3/32
12 - 20	20	25/32	12	15/32	5	6/32	3	4/32
12 - 24	24	30/32	12	15/32	6	8/32	3	4/32
16 - 19	19	24/32	16	20/32	7	9/32	2.5	3/32

NOKIAN TYRES HAKKAPELIITTA TRI

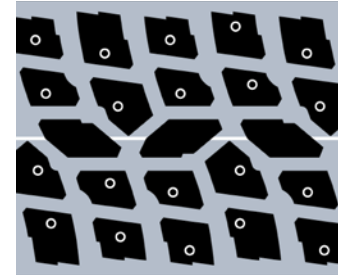


Stud places marked

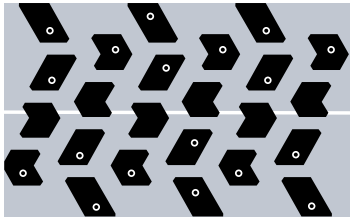
NOKIAN TYRES TRI 65 SERIES



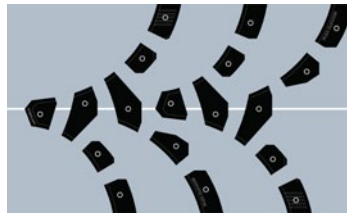
NOKIAN TYRES HAKKAPELIITTA LOADER




NOKIAN TYRES TRI




NOKIAN TYRES GROUND KING



NOKIAN TYRES LOADER GRIP



NOKIAN TYRES TRI 2



NUMBER OF STUDS - NOKIAN TYRES TRI 2

Size	Pattern	Number of studs
85-series		
320/85R28	TRI 2	168
80-series		
250/80R16	TRI 2	144
340/80R18	TRI 2	144
360/80R20	TRI 2	144
300/80R24	TRI 2	168
340/80R24	TRI 2	168
360/80R24	TRI 2	168
400/80R24	TRI 2	168
440/80R24	TRI 2	168
360/80R28	TRI 2	168
400/80R28	TRI 2	168
440/80R28	TRI 2	168
440/80R30	TRI 2	168
480/80R30	TRI 2	168
440/80R34	TRI 2	192
480/80R34	TRI 2	192
480/80R38	TRI 2	192
540/80R38	TRI 2	192
620/80R42	TRI 2	192

Size	Pattern	Number of studs
75-series		
270/75R15	TRI 2	144
250/75R16	TRI 2	144
70-series		
360/70R20	TRI 2	144
500/70R24	TRI 2	168
600/70R34	TRI 2	192
710/70R42	TRI 2	192
65-series		
420/65R24	TRI 2	168
460/65R24	TRI 2	168
540/65R24	TRI 2	168
480/65R28	TRI 2	168
540/65R28	TRI 2	168
540/65R30	TRI 2	168
600/65R34	TRI 2	192
600/65R38	TRI 2	192
650/65R38	TRI 2	192
650/65R42	TRI 2	192

NUMBER OF STUDS - NOKIAN TYRES TRI

Size	Pattern	Number of studs
65-series		
460/65R24	TRI	176
480/65R24	TRI	184
Bias Beltet		
18.4B34	TRI	144
580/65B30	TRI	184
580/65B34	TRI	192

**NUMBER OF STUDS - NOKIAN TYRES
HAKKAPELIITTA TRI**

Size	Number of studs	Max. stud flange diameter (mm)	Max. stud height (mm)
400/60R18	120	9	20
340/80R18	120	9	20
360/80R20	144	9	20
400/70R20	168	9	24
420/65R24	168	9	24
360/80R24	168	9	24
400/80R24	168	9	24
440/80R24	168	9	24
460/70R24	144	12	25
500/70R24	144	12	25
540/70R24	144	12	25
400/80R28	168	9	24
440/80R28	168	12	25
540/65R28	168	12	25
540/65R30	168	12	25
440/80R34	192	12	25
480/80R34	192	12	25
600/70R32	192	12	25
480/80R38	192	12	25
540/80R38	192	12	25
650/65R38	192	12	25
650/65R42	192	12	25

**NUMBER OF STUDS - NOKIAN TYRES
LOADER GRIP**

Size	Number of studs
17.5R25	180
20.5R25	180
23.5R25	172

**NUMBER OF STUDS - NOKIAN TYRES
HAKKAPELIITTA LOADER**

Size	Number of studs
14.00R24	168
17.5R25	168
20.5R25	168
23.5R25	168

CHAINS

It is recommended to use chains only for short periods at a time. Chains shorten the tire lifetime. Nokian Heavy Tyres limited warranty doesn't cover any damages made by accessories including the use of chains.

The use of chains comes into question when extreme conditions require additional grip. Then it is recommended to use chains only at low speeds and remove them when they are not needed anymore (i.e. road transit).

Before installing chains inspect them for sharp edges or welding burs.

Ensure that the chains are at the right tightness. Chains too loose can slip on the tire and cause excessive wear.

It is important to check that no chain rings are broken or that no individual rings have turned so that calks cut into the tire. Calks can cut into the tire also when chains are severely worn and over stretched.

MPT AGILE STUD RECOMMENDATIONS

1) NOKIAN TYRES MPT AGILE TIRES ARE PART OF THE TRUCK TIRE NORM. THEREFORE:

Recommended stud for truck tires has a length of 15 mm / 19/32 nds of an inch and flange diameter of 11 mm / 14/32 nds of inch.

Stud				Drilled stud hole			
Length		Flange diameter		Diameter		Depth	
mm	32 nds in	mm	32 nds in	mm	32 nds in	mm	32 nds in
15	19	11	14	5	6	13	16


2) STUD AMOUNT IN TIRES (EU / SINCE 1ST JULY 2009):

Maximum of 50 pcs of studs allowed for every 1 m / 39,4 inch of tire circumference.


WITH THE MPT AGILE PATTERN TYPE, THE AMOUNT OF STUDS:

365/80R20 MPT Agile	171 pcs max (evenly distributed 168 pcs)
14.00R20 MPT Agile	198 pcs max (evenly distributed 192 pcs)
14 00R20 MPT Agile 2	198 pcs max (evenly distributed 182 pcs)

TRUCK TIRE STUD (MAX. 5 G / 0.18 OZ)



STUD PLACES IN MPT TIRES



O = Normal stud places, 144 in total
 X = Additional stud places, 72 pcs

Notice! Please check your local legislation on stud use.

MOUNTING TIRES ON FOUR WHEEL DRIVE TRACTORS

The mounting of tires on a four wheel drive tractor must be done with great care in order to produce the best driving results and maintain the tires' service life. Generally, the actual rolling circumference of a front tire should be 1–4 % higher than the rolling circumference calculated using the gear ratio. Excessive traction in the front tires can cause quick wear and reduce mileage, while insufficient traction in the front tires will make the tractor more difficult to steer. Check the manual of the tractor in question for detailed instructions on the calculation of rolling circumferences (gear ratio). When changing the tire size or type, always check the relationship between the rolling circumferences and make sure that the combination is within the limits given by the manufacturer.

EXAMPLES OF THE CALCULATION

The basis for the calculation is the gear ratio between the front and rear axle, with which the rolling circumference of the required front tire can be calculated.

EXAMPLE 1: CALCULATING THE ROLLING CIRCUMFERENCE OF FRONT TIRES

Tire size	Rolling circumference (from tire manufacturer)
16.9R28 TRI	4222 mm
20.8R38 TRI	5448 mm

Tractor gear ratio: 1.329. The target is 1–5% traction (lead) for front tires.

5448 mm (rear tire rolling circumference) / 1.329 (gear ratio) = 4099 mm (no traction)

1% traction:	1.01 x 4099 mm = 4140 mm
5% traction:	1.05 x 4099 mm = 4304 mm

The selected tire 16.9R28 TRI has a rolling circumference (4140 mm < 4222 mm < 4303 mm) which is within the limit given by the manufacturer. The front tire's traction is 4222 / 4099 = 1.030, i.e. 3.0%.

EXAMPLE 2: SWITCHING TO TRI 2 TIRES ON THE ABOVE MENTIONED MACHINE

Gear ratio: 1.329. The target is 1–5% traction for the front tire.

The control calculation must be verified. It must be noted as well that the TRI 2 and TRI tires have a different rolling circumference than a correspondent tire with a lug pattern.

Tire size	Rolling circumference (from tire manufacturer)
440/80R28 TRI 2	4266 mm
540/80R38 TRI 2	5529 mm

Verification:

5529 mm (rear tire rolling circumference) / 1.329 (gear ratio) = 4160 mm (traction 0%)

1% traction:	1.01 x 4160 mm = 4202 mm
5% traction:	1.05 x 4160 mm = 4368 mm

The selected tire 440/80R28 has a rolling circumference (4202 mm < 4266 mm < 4368 mm)

which is within the limit given by the manufacturer.

The front tire's traction is $4266 / 4160 = 1.025$, i.e. 2.5%.

The methods above can be used to check the suitability of new tires when mounting them on a tractor with a known gear ratio. However, if this vital information is not available, you should contact the tractor's manufacturer or importer.

MINE TIRE MAINTENANCE

To utilise the full capacity of a mining tire, it is recommended to check the inflation pressure at least once a week. Keeping the pressure at a sufficient level prevents tire break-up caused by high heat generation. Pressure maintenance reduces cuts and cracks on tire sidewalls by keeping the tire contour in design width.

It is also recommended to keep a tire check diary. This makes it easier to determine the interval and the need for maintenance. A diary helps maintenance when machines are operated in several shifts and by different operators. Regular check-ups help in starting repair procedures early enough to save in tire costs.

When checking the inflation pressure, please observe also the tire temperature. A rise of 10 degrees centigrade / 50 Fahrenheit will increase the inflation pressure approximately 0,35 bar / 5,1 psi at 10 bar pressure level. Use only reliable and calibrated pressure gauges. A regular gauge re-calibration should also be performed.

A cut on a tire sidewall, caused in example by sharp stones, should always be repaired before it proceeds to let moisture reach into the tire reinforcing cords.

Narrow mine tunnels often wear tread more from the outer side of a tire. It is recommended to swap tires from one side to the other to gain more tire hours.

The Nokian Tyres Mine L-5S features a tread wear indicator. Besides this it is also recommended to mark the actual tread wear (mm / in) into the tire check diary.

In handling a TL (tubeless) tire make sure that the rim is not damaged. Even a small abrasion on a tire by a damaged or a faulty rim can lead to excessive air leak. A defective rim is always a serious safety hazard. With a TL tire always use a tubeless rim.

Notice! Regular inflation pressure maintenance ensures long service life.

HAKKAPELIITTA LOADER INFLATION PRESSURE RECOMMENDATIONS FOR DIFFERENT WHEEL LOADERS

SIZE: 17.5R25

Manufacturer	Model	Empty vehicle weight		Tipping load static		Inflation pressure Front axle		Inflation pressure Rear axle	
		kg	lb	kg	lb	kPa	psi	kPa	psi
CAT	IT14G*	8 450	18 629	4 500	9 921	375	54	225	33
CAT	914K*	8 181	18 036	5 578	12 297	375	54	225	33
CAT	924H	11 730	25 860	8 740	19 268	450	65	300	44
JCB	411 & 413S	8 830	19 467	6 610	14 573	375	54	225	33
JCB	417S ZX	9 510	20 966	7 250	15 984	400	58	225	33
JCB	418S ZX	9 600	21 164	7 240	15 962	400	58	250	36
Liebherr	L524	11 100	24 471	8 500	18 739	475	69	300	44
Liebherr	L528	11 500	25 353	9 560	21 076	500	73	325	47
Ljungby	L9	10 500	23 146	6 500	14 330	450	65	300	44
Volvo	L60H	12 400	27 337	6 570	14 484	500	73	300	44

ASSUMPTIONS: Normal bucket. Max speed with full bucket 12.5 mph / *20 mph. Max speed with empty vehicle 25 mph.

ASSUMPTIONS: Normal bucket. Max speed with full bucket 20 km/h / *30 km/h. Max speed with empty vehicle 40 km/h

SIZE: 20.5R25

Manufacturer	Model	Empty vehicle weight		Tipping load static		Inflation pressure Front axle		Inflation pressure Rear axle	
		kg	lb	kg	lb	kPa	psi	kPa	psi
CAT	930K	14 400	31 747	10 100	22 267	400	58	275	40
CAT	938K	16 350	36 046	12 200	26 896	475	69	300	44
Komatsu	270-7	13 100	28 881	10 100	22 267	350	51	225	33
Komatsu	320-7	16 000	35 274	11 560	25 485	450	65	300	44
Liebherr	L538	13 400	29 542	10 700	23 590	375	54	250	36
Liebherr	L542	14 000	30 865	11 600	25 574	400	58	275	40
Volvo	L70H	14 480	31 923	9 860	21 738	400	58	275	40
Volvo	L90H	15 990	35 252	11 470	25 287	450	65	300	44

ASSUMPTIONS: Normal bucket. Max speed with full bucket 12.5 mph. Max speed with empty vehicle 25 mph.

ASSUMPTIONS: Normal bucket. Max speed with full bucket 20 km/h. Max speed with empty vehicle 40 km/h

SIZE: 23.5R25

Manufacturer	Model	Empty vehicle weight		Tipping load static		Inflation pressure Front axle		Inflation pressure Rear axle	
		kg	lb	kg	lb	kPa	psi	kPa	psi
CAT	950K	20 131	44 381	13 719	30 245	450	65	300	44
CAT	962M	20 226	44 591	13 358	29 449	450	65	300	44
Komatsu	WA380-6	17 583	38 764	14 563	32 106	375	54	200	29
Komatsu	WA430-6	18 533	40 858	14 963	32 998	400	58	225	33
Liebherr	L550	16 590	36 575	13 204	29 110	350	51	225	33
Ljungby	L18, Tier IIIB engine	19 000	41 888	13 900	30 644	425	62	275	40
Volvo	L110G	18 405	40 576	14 401	31 749	375	54	225	33
Volvo	L120F	20 010	44 116	14 540	32 055	450	65	300	44

ASSUMPTIONS: Normal bucket. Max speed with full bucket 12.5 mph / *20 mph. Max speed with empty vehicle 25 mph.

ASSUMPTIONS: Normal bucket. Max speed with full bucket 20 km/h / *30 km/h. Max speed with empty vehicle 40 km/h

STUDS

Nokian Tyres Hakkapeliitta Loader pattern offers an excellent winter grip. To gain even more traction and grip in extreme wet icy conditions the tires can be studded. The following schematic picture shows the studding sequence

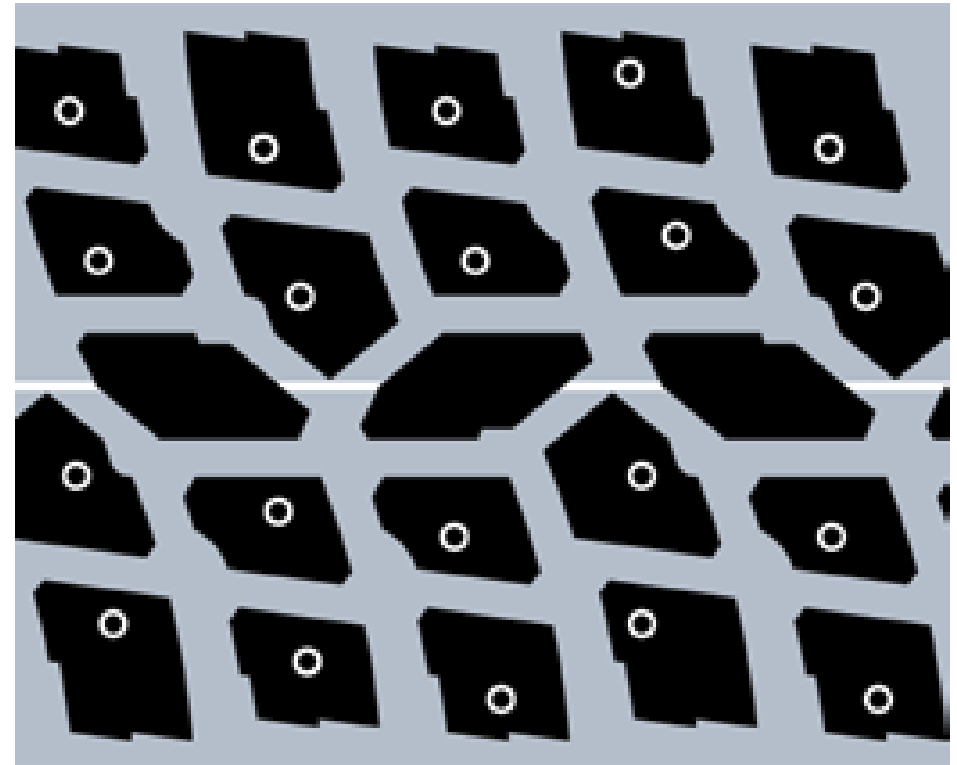
STUD RECOMMENDATION

- Recommended types are truck, tractor or construction machine studs
- Maximum stud length is 25 mm / 1 in
- Minimum stud flange is 9 mm / 11/32 in

NUMBER OF STUDS

Size	Number of studs
14.00R24	168
17.5R25	168
20.5R25	168
23.5R25	168

NOKIAN TYRES HAKKAPELIITTA LOADER



Stud places marked.

GROUND KARE AND EXCAVATOR MOUNTING RECOMMENDATIONS

Nokian Tyres 24PR Excavator and Nokian Tyres Ground Kare tires are developed for high load capacities with a maximum inflation pressure of 600 kPa. Nokian Tyres 20PR Excavator tires are developed for high load capacities with a maximum inflation pressure of 450 kPa.

Please note that the wheel's load capacity must meet the machine requirements. The tire mounted on the wheel must have a high enough load capacity as well. Also make sure that the wheel's maximum inflation pressure capability meets the allowed maximum pressure of the tire.

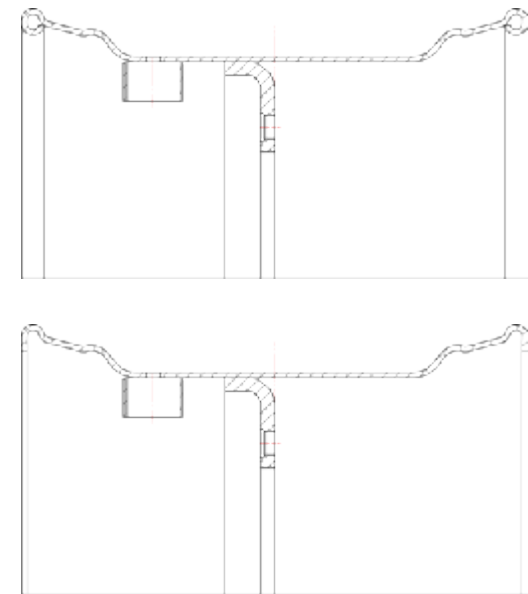
As stated by the ETRTO, consult the rim and wheel manufacturers for load capacity compatibility ("Standards Manual 2019", p. R.4 "General Notes. Strength.")

The rim's horn (or flange) shall have a shape that does not damage a tire during mounting. Such rims have: a round/tube shape horn or a well bent down/long horn. For the rim's horn suitability, please consult the tire manufacturer.

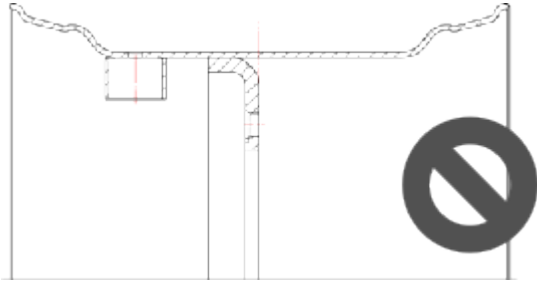
The rim's contour has to meet ETRTO requirements ("15° Drop-Centre Rims Width Codes AG Contour. Basic Contour" p. R.36, ETRTO 2019). Additionally the diagonal mounting distance has to meet the requirements set by the ETRTO (Engineering Design Information 2019 p. RM.2 "Contour changes of drop-center rims"). For the rim's contour suitability, please contact the tire manufacturer.


Mounting Nokian Tyres Excavator and Nokian Tyres Ground Kare tires always requires a two clamp mounting method by Nokian Tyres. For the bigger clamp, please always use HTTMC00001 clamp developed by Nokian Tyres.

RECOMMENDED SHAPE:



NON-RECOMMENDED SHAPE:

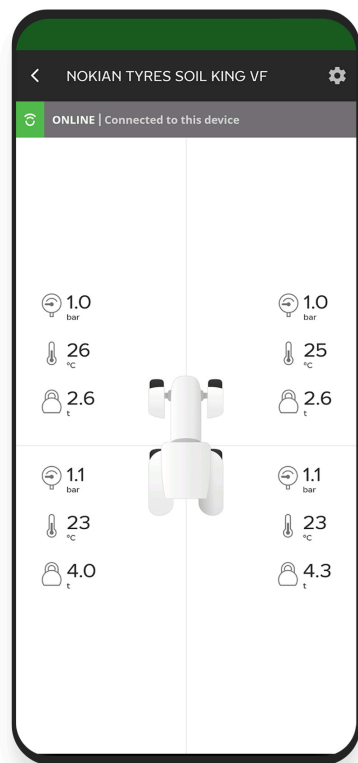




NOKIAN TYRES INTUITU™ SMART TIRES

Digital tires are the key to more efficient, safer and more sustainable working. With Nokian Tyres Intuitu™ smart tires and mobile app, you always know how your tires are doing – from one tire to the entire fleet.

nokian
TYRES



Designed and developed by Nokian Tyres, the Nokian Tyres Intuitu sensor measures tire pressure, temperature and load* directly from the inside surface of the tire. It sends measurements every minute via Bluetooth to the Nokian Tyres Intuitu mobile app.

When the app detects abnormal tire conditions, it alerts the user. With the power of the Intuitu cloud, all drivers and fleet managers can see the condition of all fleet tires remotely (internet connection required).

MORE SAVINGS

Smart tire pressure monitoring is important for grip and stability as well as fuel consumption and tire service life. With Nokian Tyres Intuitu, you can be sure you'll get the most out of your tire investment.

MORE SAFETY

High tire temperatures are linked to tire damage and are a safety risk. Nokian Tyres Intuitu tire monitoring system alerts you on time, making your entire operation more informed, safer and sustainable.

MORE WARRANTY

By registering your tires on Nokian Tyres Intuitu, you will get a one-year extension to normal tire

warranty and a direct communication channel with Nokian Tyres.

TECHNICAL SPECIFICATION

Operating temperature range	-40 to 80°C (+/- 2 °C) (-40 °C to -20 °C with limited functionality and performance)
Pressure measurement range	0-9 bar (+/- 0.04 bar)
Load measurement*	+/- 5 % accuracy 6-30 km/h
Connection to mobile phone	Bluetooth low energy
Sensor battery life	10 000 active hours typical usage. Non-replaceable battery
Phone operating systems	Android 8 onwards iOS 11 onwards
Alarms	Low pressure, high temperature, high speed

* Intuitu 2.0 only

Notice! Do not use with liquids or innertubes in the tire. For more detailed information and FAQs, please go to www.nokiantyres.com/intuitu

Nokian Tyres Intuitu available with: *Nokian Tyres Float King VF, Nokian Tyres Ground King, Nokian Tyres Tractor King, Nokian Tyres TRI 2, Nokian Tyres Hakkapeliitta TRI, Nokian Tyres Country King, Nokian Tyres CT, Nokian Tyres Excavator, Nokian Tyres Ground Kare*

Nokian Tyres Intuitu 2.0 available with: *Nokian*

Tyres Soil King VF

REGROOVING OF NOKIAN TYRES TRUCK & BUS TIRES

INTRODUCTION

Tire regrooving extends the life cycle of Nokian Tyres steel radial tires for buses and trucks. Tire regrooving can be done on new tires by cutting into the tread as instructed by Nokian Tyres.

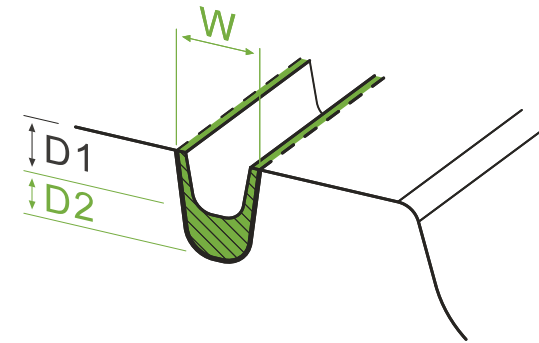
To ensure safety and minimize tire damages, the following should be taken into account:

- Only professional operators should perform the regrooving process.
- Only competent tools suitable for the process should be used with electrically heated blades.
- The blades in the cutter heads need to be set to the correct, specified depth.
- The blade setting depth for each individual tire must be determined by referring to the information charts presented in this technical manual in order to prevent the appearance of plies at the bottom of the tread and damage to the tire structure.
- The heating of the blade begins automatically when the blade pierces the rubber.
- The cutter must be held in a way that the underside of the cutting head is flat against the tread surface when regrooving.
- During the regrooving process, a minimum depth of leftover under-tread rubber is required to avoid injuries of the top steel belt, stone-chips as well as groove cracking that can cause rib tears.

GUIDELINES

- 1. Before regrooving, tires must be demounted from the wheel completely**
- 2. Inspections the tires must include following steps:**
 - Before regrooving, possible damages on any part of the tire must be checked carefully.
 - When selecting a tire for regrooving, special attention needs to be paid to the tire condition when the tread area is in any way damaged. This includes for example chipping, tearing and cutting due to abnormal operating conditions.
 - Stones and other foreign objects, such as nails and other sharp objects, that may have embedded into the tire grooves must be removed. If needed, the possible damages from the foreign objects must be repaired before starting the regrooving process.
 - When a tire is abnormally or intensely worn, regrooving the worn parts of the tire may still be possible if an adequate amount of the original groove is visible before regrooving.
- 3. The minimum remaining tread depth of the tire should be between 3–4 mm before regrooving.**
 - To find the minimum remaining depth, the tread depth must be measured carefully at 4 different places around the tire circumference.
 - The cutter blade needs to be set for the recommendations as shown in the information charts of this technical manual.
- 4. The regrooved tire should be free from all defects and injuries.**
 - To ensure complete safety, it is extremely important to confirm that the belts under the regrooved tread are not exposed in any parts.

EXAMPLE:



Minimum remaining tread depth = 3 mm (D1)

Recommended regrooving depth = 3 mm (D2)

Depth to which cutter blade is set = 6 mm (D1+D2)

Recommended regrooving width = W

REGROOVING RECOMMENDATIONS

THE MAXIMUM RECOMMENDED DEPTH IS THE INCREASING DEPTH.



NOKIAN TYRES HAKKAPELIITTA TRUCK E2

Tire size	Regrooving depth	Width of regrooving	Blade
275/70R22.5	2.5 mm	7-8 mm	R3
295/80R22.5	3.0 mm	7-8 mm	R3
315/70R22.5	2.5 mm	7-8 mm	R3
315/80R22.5	3.0 mm	7-8 mm	R3



NOKIAN TYRES HAKKAPELIITTA TRUCK F2

Tire size	Regrooving depth	Width of regrooving	Blade
295/80R22.5	3.0 mm	8-9 mm	R3
315/70R22.5	3.0 mm	8-9 mm	R3
315/80R22.5	3.0 mm	8-9 mm	R3
385/55R22.5	3.0 mm	8-9 mm	R3
385/65R22.5	3.0 mm	8-9 mm	R3




NOKIAN TYRES HAKKAPELIITTA TRUCK D

Tire size	Regrooving depth	Width of regrooving	Blade
275/70R22.5	2.5 mm	7-8 mm	R3
295/80R22.5	3.0 mm	7-8 mm	R3
315/70R22.5	2.5 mm	7-8 mm	R3
315/80R22.5	3.0 mm	7-8 mm	R3



NOKIAN TYRES HAKKA TRUCK DRIVE

Tire size	Regrooving depth	Width of regrooving	Blade
295/60R22.5	2.5 mm	7-8 mm	R3
315/60R22.5	2.5 mm	7-8 mm	R3
295/80R22.5	3.0 mm	7-8 mm	R3
315/70R22.5	3.0 mm	7-8 mm	R3
315/80R22.5	3.0 mm	7-8 mm	R3




NOKIAN TYRES HAKKA TRUCK COACH

Tire size	Regrooving depth	Width of regrooving	Blade
295/80R22.5	2.5 mm	6-7 mm	R3
315/80R22.5	2.5 mm	6-7 mm	R3




NOKIAN TYRES HAKKAPELIITTA CITY BUS

Tire size	Regrooving depth	Width of regrooving	Blade
275/70R22.5	3.0 mm	6-7 mm	R3
295/80R22.5	2.5 mm	6-7 mm	R3



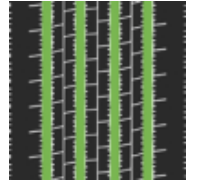
NOKIAN TYRES HAKKA TRUCK STEER

Tire size	Regrooving depth	Width of regrooving	Blade
315/60R22.5	3.0 mm	8-9 mm	R3
295/80R22.5	3.0 mm	8-9 mm	R3
315/70R22.5	3.0 mm	8-9 mm	R3
315/80R22.5	3.0 mm	8-9 mm	R3
385/55R22.5	3.0 mm	8-9 mm	R3
385/65R22.5	3.0 mm	8-9 mm	R3




NOKIAN TYRES E-TRUCK TRAILER

Tire size	Regrooving depth	Width of regrooving	Blade
215/75R17.5	2.0 mm	6-7 mm	R3
235/75R17.5	2.0 mm	6-7 mm	R3
245/70R17.5	2.0 mm	6-7 mm	R3
265/70R19.5	2.5 mm	7-9 mm	R3
385/55R22.5	2.5 mm	7-9 mm	R3
385/65R22.5	2.5 mm	7-9 mm	R3



NOKIAN TYRES E-TRUCK STEER

Tire size	Regrooving depth	Width of regrooving	Blade
215/75R17.5	1.5 mm	6-7 mm	R3
235/75R17.5	1.5 mm	6-7 mm	R3
265/70R19.5	1.5 mm	7-8 mm	R3
285/70R19.5	1.5 mm	7-8 mm	R3
295/80R22.5	2.0 mm	8-9 mm	R3
315/70R22.5	2.0 mm	8-9 mm	R3
315/80R22.5	2.5 mm	8-9 mm	R3
385/65R22.5	2.0 mm	8-9 mm	R3
385/55R22.5	2.0 mm	8-9 mm	R3



NOKIAN TYRES HAKKA TRUCK TRAILER

Tire size	Regrooving depth	Width of regrooving	Blade
265/70R19.5	2.5 mm	7-8 mm	R3
275/70R22.5	3.0 mm	8-9 mm	R3
385/65R22.5	2.5 mm	8-9 mm	R3
385/55R22.5	2.0 mm	-9mm	R3




NOKIAN TYRES R-TRUCK TRAILER

Tire size	Regrooving depth	Width of regrooving	Blade
265/70R19.5	3.0 mm	7-8 mm	R3
285/70R19.5	3.0 mm	8-10 mm	R4
275/70R22.5	3.0 mm	8-10 mm	R4
385/65R22.5	3.0 mm	8-10 mm	R4




NOKIAN TYRES R-TRUCK STEER

Tire size	Regrooving depth	Width of regrooving	Blade
315/80R22.5	3.0 mm	8-10 mm	R4
385/65R22.5	3.0 mm	8-10 mm	R4



**NOKIAN TYRES HAKKA TRUCK 844/
844PLUS**

Tire size	Regrooving depth	Width of regrooving	Blade
265/70R19.5	2.5 mm	7-8 mm	R3
275/70R22.5	3.0 mm	8-9 mm	R3
385/55R22.5	3.0 mm	8-9 mm	R3



NOKIAN TYRES R-TRUCK DRIVE

Tire size	Regrooving depth	Width of regrooving	Blade
315/80R22.5	3.0 mm	8-10 mm	R4



NOKIAN TYRES E-TRUCK DRIVE


Tire size	Regrooving depth	Width of regrooving	Blade
215/75R17.5	1.5 mm	6-7 mm	R3
235/75R17.5	1.5 mm	6-7 mm	R3
265/70R19.5	1.5 mm	6-7 mm	R3
285/70R19.5	1.5 mm	6-7 mm	R3
295/80R22.5	2.5 mm	7-8 mm	R3
315/70R22.5	2.5 mm	7-8 mm	R3
315/80R22.5	2.5 mm	7-8 mm	R3

STUDDING OF NOKIAN TYRES HAKKAPOLIITTA TRUCK BRANDED TIRES

Most of the Nokian Tyres Hakkapoliitta Truck branded tires have pre-marked stud places where the studs can be installed following the below instructions.


- Recommended stud for truck tires has a length of 15 mm and flange diameter of 11 mm. Recommended drilling diameter is 5 mm and drilling depth is 13 mm.
- It should be noted that there are national regulations about the maximum stud weight, which must be followed. For example, in Finland, the maximum stud weight for heavy vehicles (over 3,5 ton) is 5 g.

STUDDING PLAN BY TREAD DESIGN AND TIRE SIZE




HAKKAPOLIITTA TRUCK F2

Tire size	Number of studs
295/80R22.5	158
315/70R22.5	152
315/80R22.5	160
385/55R22.5	136
385/65R22.5	142




HAKKAPOLIITTA TRUCK E2

Tire size	Number of studs
275/70R22.5	150
295/80R22.5	168
315/70R22.5	162
315/80R22.5	174



HAKKAPOLIITTA TRUCK D

Tire size	Number of studs
275/70R22.5	146



HAKKAPOLIITTA TRUCK T


Tire size	Number of studs
265/70R19.5	114



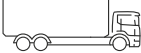




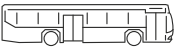


























AREAS OF USE AND EU LABEL INFO

EU TIRE LABELS FOR EASY COMPARISON

From May 1st 2021, also truck and bus tires must carry the EU tire label. The labels show important tire properties such as grip, fuel efficiency and noise level at a glance, making it easy to choose a safer, more eco-friendly tire.

You can find the EU label information on each Nokian Tyres product page by clicking on “Show more” under the size information. [NOKIANTYRES.COM/HEAVY/EU-LABELS](https://www.nokiantyres.com/heavy/eu-labels)

	Winter use	Long distance	Regional	Light & medium trucks	Timber transport	On/Off road	Long distance buses	City buses	3PMSF M+S markings
									
Steer									
Hakkapeliitta Truck F2	**	████████████████████			████████████████	████████████████	████████████████	████████████████	3PMSF, M+S
Hakka Truck Coach	**	████████████████					████████████████		3PMSF, M+S
Hakkapeliitta City Bus	**							████████████████	3PMSF, M+S
Hakka Truck Steer	*	████████████████████					████████████████	████████████████	3PMSF, M+S
Hakka Truck 844PLUS	*		████████████████					████████████████	3PMSF, M+S
E-Truck Steer	*	████████████████████					████████████████	████████████████	3PMSF, M+S
E-Truck Steer 17.5"	*			████████████████				████████████████	3PMSF, M+S
E-Truck Steer 19.5"	*		████████████████	████████████████					3PMSF, M+S
R-Truck Steer	*				████████████████	████████████████			3PMSF, M+S
Drive									
Hakkapeliitta Truck D	**	████████████████	████████████████				████████████████	████████████████	3PMSF, M+S
Hakkapeliitta Truck E/E2	**	████████████████	████████████████		████████████████	████████████████	████████████████	████████████████	3PMSF, M+S
Hakka Truck Coach	**	████████████████					████████████████		3PMSF, M+S

	Winter use 	Long distance 	Regional 	Light & medium trucks 	Timber transport 	On/Off road 	Long distance buses 	City buses 	3PMSF M+S markings
Hakkapeliitta City Bus	**								3PMSF, M+S
Hakka Truck Drive	**								3PMSF, M+S
Hakkapeliitta Truck T	**								3PMSF, M+S
E-Truck Drive	*								3PMSF, M+S
E-Truck Drive 17.5"	*								3PMSF, M+S
E-Truck Drive 19.5"	*								3PMSF, M+S
R-Truck Drive	*								3PMSF, M+S
Trailer									
Hakkapeliitta Truck F2	**								3PMSF, M+S
Hakkapeliitta Truck T	**								3PMSF, M+S
Hakka Truck Trailer	**								3PMSF, M+S
Hakka Truck 844PLUS	*								3PMSF, M+S
Hakka Truck 844	*								3PMSF, M+S
E-Truck Trailer	*								3PMSF, M+S
R-Truck Trailer	*								3PMSF, M+S

** Excellent grip in severe winter conditions
 * Good grip in normal winter road conditions

HOW TO USE LOAD CAPACITY TABLES?

Q: HOW TO FIND THE RIGHT INFLATION PRESSURE?

Tire: 650/65R26.5 174 D ELS
Load per tire: 7 000 kg / 15 432 lb
Max speed of vehicle: 40 km/h / 25 mph

A: Correct inflation pressure is 2.8 bar / 41 psi

SIZE 650/65R26.5 174 D

Constant		0.8 bar	12 psi	1.2 bar	17 psi	1.6 bar	23 psi	2.0 bar	29 psi	2.4 bar	35 psi	2.8 bar	41 psi	3.2 bar	46 psi	3.6 bar	53 psi	4.0 bar	58 psi
km/h	mph	kg	lbs	kg	lbs	kg	lbs	kg	lbs	kg	lbs	kg	lbs	kg	lbs	kg	lbs	kg	lbs
10	5	4 260	9 390	5 400	11 905	6 400	14 110	7 200	15 875	8 350	18 410	9 300	20 505	10 100	22 265	11 100	24 470	12 100	26 675
20	12.5	3 900	8 600	4 960	10 935	5 860	12 920	6 600	14 550	7 650	16 865	8 500	18 740	9 250	20 395	10 150	22 375	11 100	24 470
25	15	3 740	8 245	4 740	10 450	5 620	12 390	6 350	14 000	7 350	16 205	8 150	17 965	8 850	19 510	9 750	21 495	10 600	23 370
30	20	3 580	7 890	4 540	10 010	5 380	11 860	6 050	13 340	7 000	15 430	7 800	17 195	8 500	18 740	9 300	20 505	10 150	22 375
40	25	3 220	7 100	4 080	8 995	4 840	10 670	5 440	11 995	6 300	13 870	7 050	15 540	7 650	16 865	8 400	18 520	9 150	20 170
50	30	2 860	6 305	3 640	8 025	4 300	9 480	4 840	10 670	5 600	12 345	6 250	13 780	6 800	14 990	7 450	16 425	8 150	17 965
65	40	2 360	5 205	3 000	6 615	3 550	7 825	4 000	8 820	4 625	10 195	5 150	11 355	5 600	12 345	6 150	13 560	6 700	14 770

Q: HOW TO FIND A MAXIMUM SPEED FOR THE APPLICATION (HIGHEST SPEED WITH THE CHOSEN TIRE)?

Tire: 650/60R34 175 D
Load per tire: 10 000 kg / 22 046 lb
Inflation pressure: 4.0 bar / 58 psi. Use tire maximum inflation pressure to gain the highest speed value

A: Maximum speed is 30 km/h / 20 mph

SIZE 650/60R34 175 D

Constant		0.8 bar	12 psi	1.2 bar	17 psi	1.6 bar	23 psi	2.0 bar	29 psi	2.4 bar	35 psi	2.8 bar	41 psi	3.2 bar	46 psi	3.6 bar	53 psi	4.0 bar	58 psi
km/h	mph	kg	lbs	kg	lbs	kg	lbs	kg	lbs	kg	lbs	kg	lbs	kg	lbs	kg	lbs	kg	lbs
10	5	4 500	9 920	5 540	12 215	6 750	14 880	7 650	16 865	8 550	18 850	9 850	21 715	10 450	23 040	11 350	25 020	12 450	27 445
20	12.5	4 140	9 125	5 080	11 200	6 200	13 670	7 050	15 540	7 850	17 305	9 000	19 840	9 600	21 165	10 400	22 930	11 400	25 130
25	15	3 960	8 730	4 860	10 715	5 940	13 095	6 750	14 880	7 550	16 645	8 650	19 070	9 200	20 280	10 000	22 045	10 950	24 140
30	20	3 780	8 335	4 660	10 275	5 680	12 520	6 450	14 220	7 200	15 875	8 250	18 190	8 800	19 400	9 550	21 055	10 450	23 040
40	25	3 400	7 495	4 200	9 260	5 100	11 245	5 780	12 745	6 500	14 330	7 450	16 425	7 900	17 415	8 600	18 960	9 400	20 725
50	30	3 040	6 700	3 740	8 245	4 540	10 010	5 160	11 375	5 760	12 700	6 600	14 550	7 050	15 540	7 650	16 865	8 350	18 410
65	40	2 500	5 510	3 075	6 780	3 750	8 265	4 250	9 370	4 750	10 470	5 450	12 015	5 800	12 785	6 300	13 890	6 900	15 210

Notice!

Exceeding maximum speed leads to tire overheating resulting in premature break-up.

Q: FOR THE TIRE, WHAT ARE THE REQUIRED (MINIMUM) INFLATION PRESSURES WHEN:

- 1) Driving on the road?
- 2) Working on the field?

Tire: 710/55R34 177 D

Load per tire: 7 000 kg / 15 432 lb

A:

1) Vehicle keeps maximum speed in 50 km/h / 30 mph.

With this load the minimum inflation pressure is 2.8 bar/41 psi.

2) Maximum speed in field applications is 10 km/h / 5 mph.

With this load the minimum inflation pressure is 1.6 bar / 23 psi.

SIZE 710/55R34 177 D

	Constant	0.8 bar	12 psi	1.2 bar	17 psi	1.6 bar	23 psi	2.0 bar	29 psi	2.4 bar	35 psi	2.8 bar	41 psi	3.2 bar	46 psi	3.6 bar	53 psi	4.0 bar	58 psi	
	km/h	mph	kg	lbs	kg	lbs	kg	lbs	kg	lbs	kg	lbs	kg	lbs	kg	lbs	kg	lbs	kg	lbs
Field	10	5	4 780	10 540	5 860	12 920	7 200	15 875	8 100	17 855	9 300	20 505	10 450	23 040	11 100	24 470	12 100	26 675	13 150	28 990
	20	12.5	4 380	9 655	5 380	11 860	6 600	14 550	7 450	16 425	8 500	18 740	9 600	21 165	10 150	22 375	11 100	24 470	12 050	26 565
	25	15	4 200	9 260	5 140	11 330	6 350	14 000	7 150	15 765	8 150	17 965	9 200	20 280	9 750	21 495	10 600	23 370	11 550	25 465
	30	20	4 020	8 860	4 920	10 845	6 050	13 340	6 800	14 990	7 800	17 195	8 800	19 400	9 300	20 505	10 150	22 375	11 050	24 360
	40	25	3 620	7 980	4 420	9 745	5 440	11 995	6 150	13 560	7 050	15 540	7 900	17 415	8 400	18 520	9 150	20 170	9 950	21 935
Road	50	30	3 220	7 100	3 940	8 685	4 840	10 670	5 460	12 035	6 250	13 780	7 050	15 540	7 450	16 425	8 150	17 965	8 850	19 510
	65	40	2 650	5 840	3 250	7 165	4 000	8 820	4 500	9 920	5 150	11 355	5 800	12 785	6 150	13 560	6 700	14 770	7 300	16 095

LIMITED WARRANTY

READ OUR WARRANTIES ONLINE

Nokian Heavy Tyres limited warranty

Intuitu™ Sensor limited warranty

Extended warranty for users of the Intuitu mobile application

Go to nokiantyres.com/warrantyinfomation/ or click on the link in the Intuitu app.

Nokian Heavy Tyres' liability shall be limited to the aforesaid limited warranties and shall only be valid as stipulated in the limited warranties.

GENERAL TERMS OF DELIVERY

1. DEFINITIONS

1.1. The following definitions shall apply to these General Terms of Delivery and to any Agreement:

“Agreement” shall mean a signed document (including its appendices) referring to these General Terms of Delivery or to which these General Terms of Delivery are attached or any other agreement between the Parties concluded as stipulated in section 2.2.

“Buyer” shall mean a Party purchasing the Products.

“Force Majeure Event” shall mean events beyond the control of a Party which occur after the Agreement entered into force and which were not reasonably foreseeable at the time the Agreement entered into force and whose effects are not capable of being overcome without unreasonable expense and/or loss of time to the Party concerned. Events of Force Majeure will include (without being limited to) epidemic, pandemic, war, civil unrest, strikes, lockouts and other general labour disputes, acts of government, natural disasters, exceptional weather conditions, breakdown or general unavailability of transport facilities, accidents, fire, flood, explosions and general shortages of

energy.

“Intellectual Property Rights” shall mean patents (including petty patents and utility models), design patents, and designs (whether or not capable of registration), copyright, trademark, service mark, and any other form of statutory or common law intellectual property protection of any kind; and applications for any of the foregoing including without limitation reissues, divisions, or other continuations thereof, in all jurisdictions, where applicable.

“Party” shall mean either Nokian Tyres or the Buyer.

“Products” shall mean tires, tire sensors, studs and anti-slip devices, or other products developed and manufactured by or for Nokian Tyres. The Products shall be those specified in the Agreement or those agreed between the Parties from time to time.

“Nokian Tyres” shall mean Nokian Tyres plc and any of its affiliate companies.

“Restricted Person” shall mean a person, organization or entity that is:

(i) listed on a sanctions list, including but not limited to “Specifically Designated Nationals and Blocked Persons” maintained by OFAC in U.S., “Consolidated List of Financial Sanctions Targets in the UK” maintained by HMT in UK; (ii) located or resident in or incorporated under the laws of a country or territory that is, or whose government is, the target of a country-wide or territory-wide Trade Restriction; (iii) owned or controlled by a Restricted Person; or (iv) otherwise a target of a Trade Restriction.

“Trade Restrictions” shall mean export and import laws, orders, and licenses, embargoes, sanctions of an economic, commercial or financial nature, regulations on sectors subject to restrictions (such as use for military purposes), regulations concerning Restricted Persons and other restrictive measures of similar nature, as existing, amended, supplemented and substituted from time to time, administrated, enacted or enforced by United Nations, United States of America (including OFAC), European Union or any of its member states, countries of European Economic Area, United Kingdom (including HTM), any other competent jurisdiction or any competent authority of the above. Trade Restrictions also include any other restrictions that may have any direct or indirect impact of any nature on Nokian Tyres or its subsidiaries irrespective of the

country/government/ authority by which the Trade Restriction is administered, enacted or enforced.

2. ENTRY INTO FORCE OF AGREEMENT

2.1. The Agreement enters into force when signed by both Parties.

2.2. The Agreement enters also into force when the Buyer accepts in writing Nokian Tyres's tender regarding the delivery of the Products or when Nokian Tyres accepts the Buyer's purchase order regarding the delivery of the Products in writing or by delivering the Products specified in such purchase order.

2.3. No Buyer's terms in Buyer's request for tender, purchase order or any other document will form part of the Agreement unless specifically approved in writing by Nokian Tyres. The Buyer expressly waives any right to rely on such terms.

3. PRODUCTS AND SERVICES

3.1. Nokian Tyres reserves the right to apply quantity limits on any purchase order, to reject all or part of a purchase order, and to discontinue or make changes to Products without notice, even if Buyer has already placed a purchase order. Also,

even if a purchase order has been accepted, Nokian Tyres may subsequently cancel such purchase order in whole or in part due to product unavailability (including without limitation, any discontinuation of the Product).

3.2. Nokian Tyres may offer ancillary services related to the Products such as mobile applications for tire monitoring. Services are subject to separate terms and conditions with which Buyer undertakes to comply when using the services.

4. DELIVERY

4.1. The delivery term of the Products shall be FCA, premises named by Nokian Tyres (Incoterms 2020), unless otherwise agreed by the Parties.

4.2. The Buyer shall inspect the Products after the delivery. The delivery shall be deemed accepted if the Buyer has not presented Nokian Tyres with a written remark regarding the delivery of the Products within seven (7) days from the delivery date.

4.3. Nokian Tyres shall deliver the Products at the agreed time of delivery. If the time of delivery has not been agreed in writing, Nokian Tyres shall deliver the Products within a reasonable time from the entry into force of the Agreement provided that the Products are available or, if the Products are not available, within a reasonable

time after they become available. Even though Nokian Tyres agrees to take all commercially reasonable measures to meet the agreed delivery dates, the Buyer acknowledges and agrees that Nokian Tyres shall not be liable for its failure to meet the agreed delivery dates.

4.4. If Nokian Tyres has outstanding due receivables from the Buyer, Nokian Tyres has the right to refrain from delivering the Products until the Buyer has settled the due payments in full. In such an event, the agreed delivery time will be extended correspondingly.

4.5. Nokian Tyres shall be entitled to make also partial deliveries.

5. PRICE AND TERMS OF PAYMENT

5.1. The prices of the Products have been agreed in the Agreement. Unless otherwise agreed in writing, Nokian Tyres' price list in force at the time of entry into force of the Agreement shall be applied. Nokian Tyres can issue changes to applicable price lists with a prior notice of one (1) month. Prices do not include any value added or similar taxes, which shall be added to all prices according to the laws and regulations in force at the time of the delivery. All Products shall be invoiced and payments made in Euro currency (EUR).

5.2. When the amount of or basis for taxes or other public payments changes before the delivery of the Products, either due to regulation change or change in the practice, Nokian Tyres has the right to adjust the prices of the Products correspondingly.

5.3. Unless otherwise stipulated by Nokian Tyres in writing, any offer issued by Nokian Tyres to the Buyer is valid for three (3) months from the date of issuance of the offer.

5.4. Unless otherwise agreed in writing, the Products will be invoiced after the date of delivery. Payment shall be due within thirty (30) days of the date of the invoice. The Buyer is obliged to pay eleven and a half (11.5) percent of annual interest on overdue payments beginning from the due date.

5.5. If Nokian Tyres has agreed to grant credit to the Buyer for the payment of the Products, Buyer is upon Nokian Tyres' request obliged to provide Nokian Tyres all necessary financial information (including but not limited to financial statements of the company) that is needed to grant the credit and assess the creditworthiness of the Buyer during the credit period. The obligation to provide financial information to Nokian Tyres continues as long as there is any open credit i.e. unpaid receivables from Buyer. For sake of clarity, the granting of any credit is at the sole discretion of Nokian Tyres and subject to a separate

decision made by Nokian Tyres.

6. TRANSFER OF RISK AND TITLE

6.1. Products delivered shall remain, to the extent permitted by applicable law, the property of Nokian Tyres until the Buyer has paid the price of the Products and the value added or similar taxes related to the respective Products. The Buyer shall give Nokian Tyres all necessary assistance in taking any measures to protect Nokian Tyres' title to the Products.

6.2. Until the title to the Products passes to the Buyer in accordance with Section 5.1 above, the Buyer shall store the Products at no costs to Nokian Tyres separately from all other products in its possession and mark the Products so that they are clearly identified as Nokian Tyres' property.

6.3. Notwithstanding the fact that the Products remain the property of Nokian Tyres, the Buyer may sell or use the Products in the ordinary course of the Buyer's business at full market value for the account of Nokian Tyres. Any such sale or use shall be a sale or use of Nokian Tyres' property by the Buyer and the Buyer shall act as the principal when making such sales or dealings. Until the title to the Products passes from Nokian Tyres to the Buyer, the entire proceeds from the sale or other dealings of the Products shall be

held in trust for Nokian Tyres and shall not be mixed with other money or paid into any overdrawn bank account of the Buyer and shall be at all times identified as Nokian Tyres' money. Also, until the title to the Products passes from Nokian Tyres to the Buyer, the Buyer shall assign its outstanding claims arising from the resale of the Products to Nokian Tyres as a security for Nokian Tyres' claims.

6.4. Until the title to the Products passes from Nokian Tyres to the Buyer, the Buyer shall upon Nokian Tyres' request return the delivered and unsold Products to Nokian Tyres. If the Buyer fails to do so, Nokian Tyres may enter upon any premises owned or occupied or controlled by the Buyer where the Products are supposed to be situated and repossess the Products. Upon such repossession, the rights of the Buyer under the Agreement with respect to the Products in question shall terminate.

6.5. The Buyer shall not pledge any of the Products which are still owned by Nokian Tyres. Without prejudice to any other rights of Nokian Tyres, if the Buyer does so, all sums whatsoever owed by the Buyer to Nokian Tyres shall become immediately due and payable.

6.6. The Buyer shall insure and keep insured the Products to their full market value against all risks to the reasonable satisfaction of Nokian Tyres until the date when the title to the Products

passes from Nokian Tyres to the Buyer, and shall whenever requested by Nokian Tyres produce a copy of the respective insurance policy. Without prejudice to the other rights of Nokian Tyres, if the Buyer fails to do so, all sums whatsoever owed by the Buyer to Nokian Tyres shall become immediately due and payable.

6.7. Notwithstanding the fact that the title to the Products shall remain with Nokian Tyres in accordance with the above provisions, the risk of damage or loss of the Products shall pass to the Buyer at the following times: (a) in the case the Products are to be delivered at Nokian Tyres's premises, at the time when Nokian Tyres notifies the Buyer that the Products are available for collection; or (b) in the case the Products are to be delivered otherwise than at Nokian Tyres's premises, at the time determined in the applicable delivery term.

7. WARRANTIES

7.1. Nokian Tyres' warranty terms concerning the Products are set out in Nokian Heavy Tyres' limited warranty terms valid at the time of the delivery. EXCEPT AS SET FORTH IN SUCH WARRANTY TERMS, THERE ARE NO OTHER EXPRESS OR IMPLIED WARRANTIES, INCLUDING BUT NOT LIMITED TO ANY IMPLIED WARRANTIES OF MERCHANTABILITY OR FITNESS FOR A PARTICULAR PURPOSE. To the maximum extent permitted by the applicable law, Nokian Tyres

shall have no other obligations or liabilities with respect to any possible defect or deficiency in the Products delivered hereunder than as set forth in the above-mentioned warranty terms.

8. LIABILITY AND CLAIMS

8.1. To the extent permitted by the applicable law, under no circumstances shall Nokian Tyres' liability under this Agreement exceed the invoice price of any Products with respect to which a claim is made.

8.2. Under no circumstances shall Nokian Tyres be liable under this Agreement for any indirect or consequential damage or loss, including without limitation any increased costs or expenses, or loss of profit, business, contracts, revenues or anticipated savings.

8.3. When Nokian Tyres has expressly agreed with the Buyer on the return of any of the delivered Products to Nokian Tyres, the Buyer assumes full responsibility for ensuring that the Products are placed in Nokian Tyres' possession. Nokian Tyres shall not accept any liability for any loss of any Products in transit.

8.4. The Buyer acknowledges and agrees to that any data generated by Nokian Tyres' digital services regarding the use of Products can be used in processing of claims made by the Buyer towards Nokian Tyres.

9. SPECIFICATIONS AND INTELLECTUAL PROPERTY RIGHTS

9.1. The weights, dimensions, capacities, prices, performance ratings and other data included in catalogues, prospectuses, circulars, advertisements and price lists and other similar information regarding the Products, as expressed in Nokian Tyres' general product information, constitute an approximate guide. This data shall not be binding on Nokian Tyres, save to the extent that it is by reference expressly included in the Agreement.

9.2. No right or license is granted under the Agreement to the Buyer under any patent, trademark, copyright, registered design or other Intellectual Property Rights, except for the right to use or resell the Products.

9.3. All Products sold in retail packaging may be resold by the Buyer only in the packaging supplied by Nokian Tyres and in no case may any trademark other than those applied by Nokian Tyres be marked on or applied in relation to the Products.

10. CONFIDENTIALITY

10.1. The Buyer undertakes to keep confidential all terms and conditions of the Agreement and its appendices, as well as all information given on

Nokian Tyres' or its business partners' operations, products and services and any information regarded as trade secrets of Nokian Tyres. The Buyer shall not (and shall secure that its directors, agents and employees shall not) be entitled at any time without prior written consent of Nokian Tyres to disclose Nokian Tyres' confidential information to any third party or to use it whether directly or indirectly for other purposes than in accordance with the Agreement. The obligation of confidentiality shall survive the termination of the Agreement and remain in force for five (5) years thereafter.

10.2. The Section 10.1 shall not apply to any information which (i) the receiving Party can prove to have been in its possession at the date of receipt or (ii) which is or becomes public knowledge otherwise than through a breach of an obligation of confidentiality.

11. INTEGRITY AND CODE OF CONDUCT

11.1. The Nokian Tyres' Code of Conduct applies to the business relationship between the parties (available at Nokian Tyres' webpages). The Buyer agrees to comply with the principles set out therein, as amended from time to time. 11.2. The Buyer further warrants that the Buyer or any individuals or entities acting for or on behalf of the Buyer have not violated any applicable laws and regulations related to anti-trust and

competition, anti-corruption or money laundering and warrants that applicable anti-trust and competition, anti-corruption or money laundering laws and regulations are complied with in all its activities.

12. DATA PRIVACY

12.1. As a part of the cooperation under the Agreement, Nokian Tyres may collect and processes personal data about the representatives of the Buyer. Nokian Tyres processes the personal data in accordance with applicable data protection legislation. More information about for what purposes and how personal data is collected and processed by Nokian Tyres is available in Nokian Tyres' Privacy Statement, which is available at <https://www.nokiantyres.com/privacy-statement/>.

12.2. Unless otherwise agreed, the cooperation under the Agreement does not include any processing of personal data by one party on behalf of the other party, or any sharing or disclosure of personal data, and the parties agree that each party is independently responsible for complying with applicable data protection legislation with regard to the personal data they may process.

12.3. If the cooperation under the Agreement would include disclosing personal data from one party to another, but no party processes personal

data on behalf of the other party, the original controller of the personal data shall be responsible for ensuring that there is a legal basis for such disclosure.

13. TRADE RESTRICTIONS AND IMPORT/EXPORT CONTROLS

13.1. The Buyer warrants that it will comply in all respects with any Trade Restrictions for every Product delivered to the Buyer. The Buyer also assures that other individuals or entities acting for or on behalf of the Buyer comply with the Trade Restrictions.

13.2. The Buyer warrants that neither it nor any other Buyer belonging to same group of companies, nor any owner, beneficial owner, member of their board of directors nor any of their managing director nor any other director, employee, agent or representative or of any member of the group is currently a Restricted Person or have ever been a Restricted Person. The Buyer undertakes to inform Nokian Tyres without delay if any person or Buyer mentioned above shall become subject to a Trade Restriction.

13.3. Accordingly, the Buyer undertakes:

a) to obtain, at its own expense, any licenses, shipping documents and authorizations or

approvals to export or import the Products as may be required; and

b) not to advertise, market, promote, sell, lease or otherwise transfer the purchased Products to Restricted Person or to restricted countries/areas subject to Trade Restriction; and

c) not to advertise, market, promote, sell, lease or otherwise transfer the purchased Products for the purpose of using them in restricted sectors, insofar as the transfer is restricted according to a Trade Restriction and insofar as a license or approval has not been obtained; and

d) to comply with any applicable Trade Restrictions with regard to issuance of payments and finance associated with the Products.

13.4. The Buyer shall indemnify Nokian Tyres and hold Nokian Tyres harmless from and against any damages, liabilities or costs resulting from the Buyer's violation or alleged violation of the Trade Restrictions.

13.5. Nokian Tyres retains the right to cancel or delay delivery of any Product at any time without penalty or liability of any nature, as, at the sole discretion of Nokian Tyres, required with respect to a Trade Restrictions. The delivery may be delayed until a license, approval or similar is granted or for the duration of the restriction. If

purchased Products are transferred in violation of the Trade Restrictions, Nokian Tyres shall not be obligated to provide any warranty for the Products transferred.

13.6. Nokian Tyres is, at their sole discretion, also entitled to terminate the Agreement with immediate effect without penalty or liability of any nature if a delivery of any Product or any other performance of either Party under the Agreement may result in violation of any Trade Restriction.

13.7. Nokian Tyres shall be entitled to audit the Buyer's compliance with obligations relating to these matters. The Buyer shall supply on request all necessary information to verify compliance.

13.8. As a customer of Nokian Tyres, the Buyer may have been required to provide certain information of the Buyer to Nokian Tyres in accordance with Nokian Tyres' client onboarding process before the signing of this Agreement. The Buyer undertakes to inform Nokian Tyres immediately if there are any changes to the information provided as part of Nokian Tyres' customer onboarding process.

14. TERM AND TERMINATION

14.1. The Agreement shall be in full force and effect (i) until Parties' obligations under the

Agreement have been fulfilled or (ii) in case of a continuous agreement until terminated by either party for any reason with at least three (3) months prior written notice. Termination of a continuous Agreement in accordance with this section 14.1 shall not relieve neither Party from any obligations related to orders accepted before termination.

14.2. The Agreement may be terminated with immediate effect by the non-defaulting Party with a written notice to the other Party in the event that (a) the other Party commits a material breach of the Agreement and fails to remedy such breach (if capable of being remedied) within thirty (30) days after having been notified thereof in writing; or (b) the other Party commits an act of bankruptcy, is placed in liquidation or becomes otherwise incapable of fulfilling its financial obligations under the Agreement, or should it become apparent that any of the above occurrences shall take place.

14.3. Furthermore, the Agreement may be terminated with immediate effect with a written notice by Nokian Tyres to the Buyer in the event that (a) there is a direct or indirect change of ownership or control or other substantial change in the management, staff or the business operations of the Buyer which may adversely affect achieving the purpose of the Agreement; (b) Buyer violates any of its obligations under sections 9, 10, 11, 12 or 13; or (c) the Buyer enters

into an agreement with a third party or engages itself in any activity which prejudices the confidentiality of Nokian Tyres' confidential material or information.

14.4. Upon termination of the Agreement due to the Buyer's breach, Nokian Tyres shall have the right to do one or more of the following: (a) revoke any express or implied authority to sell, resell, use or consume any Products whose title has not passed to the Buyer and re-sell such Products; (b) suspend any deliveries to be made under any agreement with the Buyer; and/or (c) make claim against the Buyer for the price of the unpaid Products and/ or damages.

15. OTHER TERMS

15.1. In case of conflict, the Agreement shall take precedence over these General Terms of Delivery, and these General Terms of Delivery shall take precedence over any other appendices of the Agreement.

15.2. The Agreement constitutes the entire agreement between the parties with respect to the subject matter and supersedes all other prior agreements and understandings, both written and oral, between the parties with respect to the subject matter.

15.3. Neither Party shall be liable to the other Party for any delay or non-performance of its

obligations under the Agreement in the event and to the extent that such delay or non-performance is due to an Force Majeure Event.

15.4. The Agreement and these General Terms of Delivery shall be construed and enforced in accordance with the laws of Finland, excluding its choice of law provisions and Convention on Contracts for the International Sale of Goods (CISG). Any dispute, controversy or claim arising out of or relating to the Agreement, or the breach, termination or validity thereof, shall be finally settled in arbitration by one (1) arbitrator in accordance with the Arbitration Rules of the Central Chamber of Commerce of Finland. The arbitration shall be conducted in Helsinki.