



TECHNICAL MANUAL

UPDATED: 2026-05-25

NOKIAN HEAVY TYRES

nokian[®]
TYRES

TABLE OF CONTENTS

FORESTRY	4	COUNTRY KING G2	50
FOREST KING F2	5	CT	52
FOREST KING TRS 2	7	ELS	54
FOREST KING TRS 2+	9	FLOAT KING VF	56
FOREST KING TRS L-2	11	UNDERGROUND MINING	58
NORDMAN FOREST ELS L-2	13	ARMOR GARD 2 MINE	59
NORDMAN FOREST F	15	MINE KING E-4	61
NORDMAN FOREST TRS L-2	17	MINE KING L-5S	63
FOREST KING TRS LS-2	19	MINE L-3S	65
LOGGER KING LS-2	21	NORDMAN MINE E-4	67
LOGGER KING LS-2 EXTREME	23	PORTS AND TERMINALS	69
FOREST KING T	25	HTS G2 E-4	70
TR FOREST 2	27	HTS G2 L-4S	72
TR MULTIPLUS	29	HTS G2 L-5S	74
TRACTOR KING	31	ARMOR GARD	76
AGRICULTURAL AND CONTRACTING	33	RTG	78
TR MULTIPLUS	34	HTS TUGGER	80
GROUND KING	36	ARMOR GARD 2	82
HAKKAPELIITTA TRI	38	EARTHMOVING AND ROAD MAINTENANCE	84
SOIL KING VF	41	GROUND KING LOADER	85
TRI 2	43	HAKKAPELIITTA LOADER	87
TRI STEEL	46		
COUNTRY KING	48		

LOADER GRIP	89	E-TRUCK STEER 17.5	125
LOADER GRIP 2	91	E-TRUCK STEER 19.5	127
GROUND KARE	93	R-TRUCK STEER	129
GROUND KARE SEMI-SLICK	95	HAKKAPELIITTA TRUCK D	131
ARMOR GARD 2	97	HAKKAPELIITTA TRUCK D2	133
EXCAVATOR	99	HAKKAPELIITTA TRUCK E2	135
ALL TERRAIN TRUCKS AND MILITARY VEHICLES	101	HAKKA TRUCK DRIVE	138
MPT AGILE	102	HAKKA TRUCK DRIVE 2	141
MPT AGILE 2	104	E-TRUCK DRIVE	143
TRUCKS AND BUSES	106	E-TRUCK DRIVE 17.5	146
HAKKAPELIITTA CITY BUS	107	E-TRUCK DRIVE 19.5	148
HAKKAPELIITTA TRUCK F2	110	R-TRUCK DRIVE	150
HAKKA CITY BUS	113	HAKKAPELIITTA TRUCK T	152
HAKKA TRUCK COACH	115	HAKKA TRUCK 844+	154
HAKKA TRUCK STEER	117	HAKKA TRUCK TRAILER	156
HAKKA TRUCK STEER 2	120	HAKKA TRUCK TRAILER 2	158
E-TRUCK STEER	122	E-TRUCK TRAILER	160
		R-TRUCK TRAILER	164

FORESTRY TIRES

FORWARDER AND HARVESTER



5
Nokian Tyres
Forest King F2



17
Nokian Tyres
Nordman
Forest TRS L-2



7
Nokian Tyres
Forest King
TRS 2



9
Nokian Tyres
Forest King
TRS 2+



11
Nokian Tyres
Forest King
TRS L-2



13
Nokian Tyres
Nordman
Forest ELS L-2



15
Nokian Tyres
Nordman
Forest F

SKIDDER AND FELLER BUNCHER



19
Nokian Tyres
Forest King
TRS LS-2



21
Nokian Tyres
Logger King
LS-2



23
Nokian Tyres
Logger King
LS-2 Extreme

TRACTOR



25
Nokian Tyres
Forest King T



27
Nokian Tyres
TR Forest 2



29
Nokian Tyres
TR Multiplus

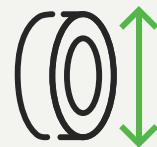


31
Nokian Tyres
Tractor King

NOKIAN TYRES FOREST KING F2

TRACK TIRE FOR HARVESTERS AND FORWARDERS

- Protective tread design with strong shoulders gives excellent functionality in track and chain use.
- Strong diagonal structure with steel fortification gives excellent puncture protection. More protective compound in tread and especially in shoulder.
- High load-bearing capacity and comprehensive selection of sizes fills the needs of existing forest machinery – from smallest to heaviest.



AVAILABLE SIZES

- 600/50-22.5 - T445619
- 710/40-22.5 - T445608
- 710/40-24.5 - T445572
- 800/40-24.5 - T445717
- 600/55-26.5 - T445573
- 710/45-26.5 - T445589
- 710/45-26.5 - T445571
- 710/55-26.5 - T445800
- 750/55-26.5 - T445574
- 800/40-26.5 - T445603
- 710/55-28.5 - T445570
- 780/50-28.5 - T445537
- 780/55-30.5 - T445846

NOKIAN TYRES FOREST KING F2

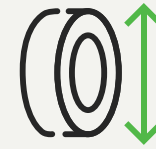
ALL SIZES

Product code	Size	LI/SS	Ply rating	Reinforced code	TL/TT	Rim	Permitted rims	Width (mm)	Diameter (mm)	Loaded static radius (mm)	Rolling circumference (mm)	Pressure (kPa)	Max. inflation pressure (kPa)	Tread depth (mm)	Tread code	Tube product code	Load capacity for forestry service (lt), kg	Load capacity for road, kg		
																	Speed (km/h)	Speed (km/h)		
																		10	20	30
T445619	600/50-22.5	159A8 (167A2)	20	SF	TT	AG20.00		605	1167	539	3544	500	550	30	LS-2	T55089	5450	5380	4680	4375
T445608	710/40-22.5	161A8 (168A2)	20	SF	TT	AG24.00		709	1167	537	3550	500	550	30	LS-2	T55092	5600	5690	4950	4625
T445572	710/40-24.5	163A8 (170A2)	20	SF	TT	AG24.00		699	1230	570	3738	500	550	35	LS-2	T545448	6000	5995	5215	4875
T445717	800/40-24.5	169A8 (176A2)	20	SF	TT	AG28.00		786	1250	569	3795	500	550	35	LS-2	T545448	7100	7135	6205	5800
T445573	600/55-26.5	165A8 (172A2)	20	SF	TT	AG20.00		602	1342	618	4071	500	550	35	LS-2	T55098	6300	6335	5510	5150
T445589	710/45-26.5	173A8 (180A2)	24	SF	TT	AG24.00		708	1345	621	4084	600	600	35	LS-2	T55099	8000	7995	6955	6500
T445571	710/45-26.5	168A8 (175A2)	20	SF	TT	AG24.00		705	1345	622	4084	500	550	35	LS-2	T55099	6900	6890	5990	5600
T445800	710/55-26.5	179A8 (186A2)	24	SF	TT	AG24.00	AG22.00	697	1505	686	4559	600	600	35	LS-2	T55102	9500	9535	8295	7750
T445574	750/55-26.5	182A8 (189A2)	24	SF	TT	AG24.00		769	1473	674	4486	600	600	35	LS-2	T55102	10600	10455	9095	8500
T445603	800/40-26.5	170A8 (177A2)	20	SF	TT	AG28.00		807	1339	620	4084	500	550	35	LS-2	T545312	7300	7380	6420	6000
T445570	710/55-28.5	180A8 (187A2)	24	SF	TT	AG24.00		719	1515	696	4618	600	600	35	LS-2	T545543	9750	9840	8560	8000
T445537	780/50-28.5	182A8 (190A2)	24	SF	TT	AG26.00		783	1515	697	4618	600	600	35	LS-2	T545543	10600	10455	9095	8500
T445846	780/55-30.5	187A8 (195A2)	24	SF	TT	AG26.00		780	1631	745	4974	600	600	35		T55891	12150	11995	10435	9750

NOKIAN TYRES FOREST KING TRS 2

TRACTION TIRE FOR HARVESTERS AND FORWARDERS

- Aggressive tread design, square shape, sharp shoulders and high tread depth provide superb traction and lateral grip.
- Wide lug ends, lifted groove bottom in shoulder and considered pitch length give good performance in track and chain use.
- Strong diagonal structure with steel fortification gives excellent puncture protection. More protective compound on shoulders.



AVAILABLE SIZES

- 600/50-22.5 - T445618
- 710/40-22.5 - T445607
- 600/50-24.5 - T445639
- 710/40-24.5 - T445568
- 800/40-24.5 - T445718
- 600/55-26.5 - T445567
- 710/45-26.5 - T445566
- 710/45-26.5 - T445640
- 710/55-26.5 - T445801
- 750/55-26.5 - T445602
- 800/40-26.5 - T445594
- 710/55-28.5 - T445612
- 780/50-28.5 - T445581

NOKIAN TYRES FOREST KING TRS 2

ALL SIZES

Product code	Size	LI/SS	Ply rating	Reinforced code	TL/TT	Rim	Permitted rims	Width (mm)	Diameter (mm)	Loaded static radius (mm)	Rolling circumference (mm)	Pressure (kPa)	Max. inflation pressure (kPa)	Tread depth (mm)	Tread code	Tube product code	Load capacity for forestry service (lt), kg	Load capacity for road, kg		
																		Speed (km/h)		
																		10	20	30
T445618	600/50-22.5	159A8 (167A2)	20	SF	TT	AG20.00		597	1168	533	3550	500	550	42	LS-2	T55089	5450	5380	4680	4375
T445607	710/40-22.5	161A8 (168A2)	20	SF	TT	AG24.00		705	1171	535	3569	500	550	42	LS-2	T55092	5600	5690	4950	4625
T445639	600/50-24.5	164A8 (171A2)	20	SF	TT	AG20.00	AG22.00	603	1230	566	3738	550	550	48	LS-2	T545447	5600	5535	4815	4500
T445568	710/40-24.5	163A8 (170A2)	20	SF	TT	AG24.00		694	1233	570	3757	500	550	48	LS-2	T545448	6000	5995	5215	4875
T445718	800/40-24.5	169A8 (176A2)	20	SF	TT	AG28.00		784	1251	566	3808	500	550	48	LS-2	T545448	7100	7135	6205	5800
T445567	600/55-26.5	165A8 (172A2)	20	SF	TT	AG20.00		598	1347	619	4096	500	550	48	LS-2	T55098	6300	6335	5510	5150
T445566	710/45-26.5	168A8 (175A2)	20	SF	TT	AG24.00		703	1344	618	4103	500	550	48	LS-2	T55099	6900	6890	5990	5600
T445640	710/45-26.5	173A8 (180A2)	24	SF	TT	AG24.00		702	1345	617	4115	600	600	48	LS-2	T55099	8000	7995	6955	6500
T445801	710/55-26.5	179A8 (186A2)	24	SF	TT	AG24.00	AG22.00	697	1503	688	4546	600	600	49	LS-2	T55102	9500	9535	8295	7750
T445602	750/55-26.5	182A8 (189A2)	24	SF	TT	AG24.00		755	1477	674	4499	600	600	49	LS-2	T55102	10600	10455	9095	8500
T445594	800/40-26.5	170A8 (177A2)	20	SF	TT	AG28.00		798	1343	619	4096	500	550	48	LS-2	T545312	7300	7380	6420	6000
T445612	710/55-28.5	180A8 (187A2)	24	SF	TT	AG24.00		711	1513	693	4618	600	600	49	LS-2	T545543	9750	9840	8560	8000
T445581	780/50-28.5	182A8 (190A2)	24	SF	TT	AG26.00		782	1513	691	4611	600	600	49	LS-2	T545543	10600	10455	9095	8500

NOKIAN TYRES FOREST KING TRS 2+

TRACTION TIRE FOR 6WD HARVESTERS AND FORWARDERS

- Aggressive tread design, square shape, sharp shoulders and high tread depth provide superb traction and lateral grip
- Special tread design with extra wing bars give excellent support, traction and protection in chain and wheel track use
- Strong 24PR diagonal structure with steel fortification gives excellent puncture protection and impressive stability



AVAILABLE SIZES

- 600/65-34 - T445714
- 710/70-34 - T445716
- 710/55-34 - T445715

NOKIAN TYRES FOREST KING TRS 2+

ALL SIZES

Product code	Size	LI/SS	Ply rating	Reinforced code	TL/TT	Rim	Permitted rims	Width (mm)	Diameter (mm)	Loaded static radius (mm)	Rolling circumference (mm)	Pressure (kPa)	Max. inflation pressure (kPa)	Tread depth (mm)	Tread code	Tube product code	Load capacity for forestry service (lt), kg	Load capacity for road, kg				
																		Speed (km/h)				
																		10	20	30	40	50
T445714	600/65-34	169A8 (176A2)	24	SF	TT	DW20B		615	1638	743	4964	400	400	50	LS-2	T55394	7100	8700	7135	6205	5800	5280
T445715	710/55-34	173A8 (180A2)	24	SF	TT	DW24B	DW23B	715	1634	740	4957	400	400	50	LS-2	T55394	8000	9750	7995	6955	6500	5915
T445716	710/70-34	181A8 (188A2)	24	SF	TT	DW23B	DW24B, DW25B	744	1833	821	5554	400	400	53	LS-2	T55892	10000	12375	10150	8830	8250	7510

NOKIAN TYRES FOREST KING TRS L-2

RELIABLE GRIP AND TRACTION

- Wide and high pattern lugs for good mobility and operating comfort
- Optimised lug angle and sharp tire shoulders providing excellent lateral grip
- Steel protection against punctures



2026-05-25



AVAILABLE SIZES

- 650/60-26.5 - T445395

NOKIAN TYRES FOREST KING TRS L-2

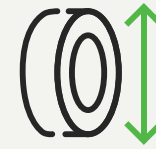
ALL SIZES

Product code	Size	LI/SS	Ply rating	Reinforced code	TL/TT	Rim	Width (mm)	Diameter (mm)	Loaded static radius (mm)	Rolling circumference (mm)	Pressure (kPa)	Max. inflation pressure (kPa)	Tread depth (mm)	Tread code	Tube product code	Load capacity for forestry service (lt), kg			Load capacity for road, kg		
																Speed (km/h)			Speed (km/h)		
																10	20	30	40		
T445395	650/60-26.5	172A8 (179A2)	20	SF	TT	AG20.00	655	1479	676	4467	500	550	50	L-2	T55102	7750	7750	6740	6300		

NOKIAN TYRES NORDMAN FOREST ELS L-2

COST-EFFICIENT REPLACEMENT TIRE FOR HARVESTERS AND FORWARDERS

- Strong and reliable diagonal structure with steel fortification gives excellent puncture protection in demanding forestry conditions.
- The existing tracks designed for Forest King ELS L-2 are applicable to Nordman Forest ELS L-2, making it a perfect option as a replacement tire.
- The design of the tire provides good performance in track and chain use.



AVAILABLE SIZES

- 600/50-22.5 - T445623

NOKIAN TYRES NORDMAN FOREST ELS L-2

ALL SIZES

Product code	Size	LI/SS	Ply rating	Reinforced code	TL/TT	Rim	Width (mm)	Diameter (mm)	Loaded static radius (mm)	Rolling circumference (mm)	Pressure (kPa)	Max. inflation pressure (kPa)	Tread depth (mm)	Tread code	Tube product code	Load capacity for forestry service (lt), kg	Load capacity for road, kg		
																Speed (km/h)	Speed (km/h)		
																10	20	30	40
T445623	600/50-22.5	149A8 (156A2)	16	SF	TT	AG20.00	606	1164	543	3544	320	400	32	LS-2	T55089	4000	4000	3480	3250

NOKIAN TYRES NORDMAN FOREST F

COST-EFFICIENT REPLACEMENT TIRE FOR HARVESTERS AND FORWARDERS

- Strong and reliable diagonal structure with steel fortification gives excellent puncture protection in demanding forestry conditions.
- The design of the tire provides good performance in track and chain use.



AVAILABLE SIZES

- 710/40-22.5 - T445625
- 710/40-24.5 - T445599
- 600/55-26.5 - T445598
- 710/45-26.5 - T445565
- 750/55-26.5 - T445597

NOKIAN TYRES NORDMAN FOREST F

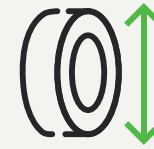
ALL SIZES

Product code	Size	LI/SS	Ply rating	Reinforced code	TL/TT	Rim	Width (mm)	Diameter (mm)	Loaded static radius (mm)	Rolling circumference (mm)	Pressure (kPa)	Max. inflation pressure (kPa)	Tread depth (mm)	Tread code	Tube product code	Load capacity for forestry service (lt), kg			Load capacity for road, kg		
																Speed (km/h)			Speed (km/h)		
																10	20	30	40	30	40
T445625	710/40-22.5	151A8 (158A2)	16	SF	TT	AG24.00	701	1164	538	3544	320	400	28	LS-2	T55092	4250	4245	3690	3450		
T445599	710/40-24.5	163A8 (170A2)	20	SF	TT	AG24.00	706	1223	573	3729	500	550	29	LS-2	T545448	6000	5995	5215	4875		
T445598	600/55-26.5	165A8 (172A2)	20	SF	TT	AG20.00	615	1339	624	4065	500	550	32	LS-2	T55098	6300	6335	5510	5150		
T445565	710/45-26.5	168A8 (175A2)	20	SF	TT	AG24.00	711	1345	622	4046	500	550	30	LS-2	T55099	6900	6890	5990	5600		
T445597	750/55-26.5	177A8 (184A2)	20	SF	TT	AG24.00	762	1476	680	4467	500	550	32	LS-2	T55102	9000	8980	7810	7300		

NOKIAN TYRES NORDMAN FOREST TRS L-2

COST-EFFICIENT REPLACEMENT TIRE FOR HARVESTERS AND FORWARDERS

- Strong and reliable diagonal structure with steel fortification gives excellent puncture protection in demanding forestry conditions.
- The existing tracks designed for Forest King TRS L-2 are applicable to Nordman Forest TRS L-2, making it a perfect option as a replacement tire.
- Good terrain mobility due to aggressive tread design with high tread depth.



AVAILABLE SIZES

- 600/50-22.5 - T445622
- 710/40-22.5 - T445624
- 600/55-26.5 - T445527
- 710/45-26.5 - T445541
- 750/55-26.5 - T445528
- 600/65-34 - T445475
- 700/55-34 - T445476
- 700/70-34 - T445596



NOKIAN TYRES NORDMAN FOREST TRS L-2

ALL SIZES

Product code	Size	LI/SS	Ply rating	Reinforced code	TL/TT	Rim	Permitted rims	Width (mm)	Diameter (mm)	Loaded static radius (mm)	Rolling circumference (mm)	Pressure (kPa)	Max. inflation pressure (kPa)	Tread depth (mm)	Tread code	Tube product code	Load capacity for forestry service (lt), kg	Load capacity for road, kg		
																	Speed (km/h)	Speed (km/h)		
																		10	20	30
T445622	600/50-22.5	149A8 (156A2)	16	SF	TT	AG20.00		605	1168	545	3544	320	400	42	LS-2	T55089	4000	4000	3480	3250
T445624	710/40-22.5	151A8 (158A2)	16	SF	TT	AG24.00		706	1169	539	3537	320	400	42	LS-2	T55092	4250	4245	3690	3450
T445527	600/55-26.5	165A8 (172A2)	20	SF	TT	AG20.00		613	1345	616	4065	500	550	48	LS-2	T55098	6300	6335	5510	5150
T445541	710/45-26.5	168A8 (175A2)	20	SF	TT	AG24.00		711	1345	608	4077	500	550	48	LS-2	T55099	6900	6890	5990	5600
T445528	750/55-26.5	177A8 (184A2)	20	SF	TT	AG24.00		752	1480	672	4461	500	550	50	LS-2	T55102	9000	8980	7810	7300
T445475	600/65-34	163A8 (170A2)	20	SF	TT	DW20B		615	1644	755	4964	320	360	51	LS-2	T55394	6000	5995	5215	4875
T445476	700/55-34	166A8 (173A2)	20	SF	TT	DW24B	DW23B	708	1634	751	4938	320	360	51	LS-2	T55394	6500	6520	5670	5300
T445596	700/70-34	173A8 (180A2)	20	SF	TT	DW20B	DW23B, DW24B	723	1848	840	5542	320	360	53	LS-2	T55892	8000	7995	6955	6500

NOKIAN TYRES FOREST KING TRS LS-2

A FORESTRY AND EARTHMOVING MACHINE TRACTION TIRE WITH A STRONG TRACTION BAR AND EXCELLENT GRIP. WELLCLEANING, OPEN-CENTRE TREAD DESIGN. DURABLE SPECIAL RUBBER COMPOUND AND EFFICIENT STEEL FORTIFICATION

- Tires for log skidders, wide tread with high traction lugs
- Special cut and crack resistant compound
- Steel fortification against punctures



AVAILABLE SIZES

- 28L-26 - T445516



NOKIAN TYRES FOREST KING TRS LS-2

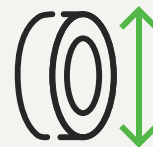
ALL SIZES

Product code	Size	LI/SS	Ply rating	Reinforced code	TL/TT	Rim	Width (mm)	Diameter (mm)	Loaded static radius (mm)	Rolling circumference (mm)	Pressure (kPa)	Max. inflation pressure (kPa)	Tread depth (mm)	Tread code	Tube product code	Load capacity for log skidder drive wheel for cable and grapple skidders forestry service, kg	Load capacity for log skidder drive wheel (other than on cable or grapple skidder) transport service, kg			
																Speed (km/h)	Speed (km/h)			
																10	15	25	30	40
T445516	28L-26	173A6 (185A2)	26	SF	TL	DW25B	741	1641	748	4945	340	400	53	LS-2	T55101	9200	7800	7150	6500	5850

NOKIAN TYRES LOGGER KING LS-2

FORESTRY TIRE FOR FULL-TREE MACHINES, SUCH AS SKIDDERS AND WHEELED FELLER BUNCHERS

- Strong diagonal carcass with steel fortification layers covering the whole tread area and shoulders. Very thick layer of CCR rubber on top of steel fortification.
- More straight tread profile enables very wide contact to surface. Wide, open and aggressive tread design with “shovel” lug shape gives great traction and self-cleaning.
- In extreme versions there are added layers of carcass material and extra layers of steel in tread that give more load-bearing capacity and ultimate puncture resistance.



AVAILABLE SIZES

- 23.1-26 - T445616
- 24.5-32 - T445614
- 28L-26 - T445615
- 30.5L-32 - T445621



NOKIAN TYRES LOGGER KING LS-2

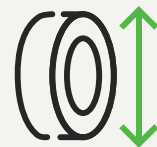
ALL SIZES

Product code	Size	LI/SS	Ply rating	Reinforced code	TL/TT	Rim	Width (mm)	Diameter (mm)	Loaded static radius (mm)	Rolling circumference (mm)	Pressure (kPa)	Max. inflation pressure (kPa)	Tread depth (mm)	Tread code	Tube product code	Load capacity for log skidder drive wheel for cable and grapple skidders forestry service, kg	Load capacity for log skidder drive wheel (other than on cable or grapple skidder) transport service, kg			
																	Speed (km/h)			
																	10	15	25	30
T445616	23.1-26	160A6 (156A8)	16	SF	TL	DW20B	604	1623	749	4882	280	280	54	LS-2	T55102	6300	5400	4950	4500	4050
T445615	28L-26	165A6 (161A8)	20	SF	TL	DW25B	720	1647	754	4945	280	280	58	LS-2	T55101	7250	6200	5700	5150	4650
T445614	24.5-32	169A6 (167A8)	20	SF	TL	DH21	637	1829	846	5517	280	310	58	LS-2	T55393	8200	7000	6450	5850	5250
T445621	30.5L-32	170A6 (167A8)	20	SF	TL	DH27	773	1843	853	5542	240	240	67	LS-2	T55388	8400	7200	6600	6000	5400

NOKIAN TYRES LOGGER KING LS-2 EXTREME

TIRE FOR FULL-TREE MACHINES, I. A. SKIDDERS AND WHEELED FELLER BUNCHERS

- Strong diagonal carcass with steel fortification layers covering the whole tread area and shoulders. Very thick layer of CCR rubber on top of steel fortification.
- More straight tread profile enables very wide contact to surface. Wide, open and aggressive tread design with “shovel” lug shape gives great traction and self-cleaning.
- In extreme versions there are added layers of carcass material and extra layers of steel in tread that give more load-bearing capacity and ultimate puncture resistance.



AVAILABLE SIZES

- 30.5L-32 - T445613
- 35.5L-32 - T445620

NOKIAN TYRES LOGGER KING LS-2 EXTREME

ALL SIZES

Product code	Size	LI/SS	Ply rating	Reinforced code	TL/TT	Rim	Width (mm)	Diameter (mm)	Loaded static radius (mm)	Rolling circumference (mm)	Pressure (kPa)	Max. inflation pressure (kPa)	Tread depth (mm)	Tread code	Tube product code	Load capacity for log skidder drive wheel for cable and grapple skidders forestry service, kg	Load capacity for log skidder drive wheel (other than on cable or grapple skidder) transport service, kg				
																Speed (km/h)	Speed (km/h)				
																10	10	15	25	30	40
T445613	30.5L-32	176A6 (172A8)	26	SF	TL	DH27	778	1842	849	5548	310	310	67	LS-2	T55388	10000	8550		7850	7100	6400
T445620	35.5L-32	183A6 (180A8)	26	SF	TL	DH31	915	2009	920	6063	280	280	67	LS-2	T55879	12250	10500	9650	8750	7850	

NOKIAN TYRES FOREST KING T

FOR TRACTORS AND SKIDDERS USED IN FORESTRY, FOREST CLEARANCE OR ROAD CONSTRUCTION

- Strong and wide lugs enable good traction and tolerate high tractive forces.
- Steel fortifications together with strong diagonal construction give excellent puncture resistance.
- Stiff diagonal construction enables better stability.



AVAILABLE SIZES

- 500/70-28 - T445335
- 540/70-30 - T445314
- 650/75-38 - T445313



NOKIAN TYRES FOREST KING T

ALL SIZES

Product code	Size	LI/SS	Reinforced code	TL/TT	Rim	Permitted rims	Width (mm)	Diameter (mm)	Loaded static radius (mm)	Rolling circumference (mm)	SRI	Pressure (kPa)	Max. inflation pressure (kPa)	Tread depth (mm)	Tread code	Tube product code	Load capacity for forestry service (lt), kg	Load capacity for road, kg				
																		Speed (km/h)				
																		10	20	30	40	50
T445335	500/70-28	146A8	SF	TT	DW16L		510	1401	650	4241	675	240	280	49	LS-2	T545229	3650	4500	3690	3210	3000	2730
T445314	540/70-30	152A8 (149B)	SF	TT	DW16L	DW18B	534	1518	705	4505	725	240	280	50	LS-2	T55371	4375	5325	4365	3800	3550	3230
T445313	650/75-38	168A8 (165B)	SF	TT	DW20B	DW23B	647	1956	900	5890	925	240	280	53	LS-2	T55893	6900	8400	6890	5990	5600	5095

NOKIAN TYRES TR FOREST 2

**FOR SMALL AND MEDIUM SIZE
TRACTORS USED IN VERSATILE TASKS
F.EX IN FORESTRY**

- Cut and crack resistant compound together with strong cross-ply construction to tolerate rough conditions.
- Stiff diagonal construction enables great stability.
- Tractive tread design with good self-cleaning properties.



AVAILABLE SIZES

- 320/85-24 - T445784
- 340/85-24 - T445780
- 380/85-24 - T445778
- 340/85-28 - T445785
- 380/85-28 - T445790
- 420/85-28 - T445789
- 420/85-30 - T445786
- 420/85-34 - T445779
- 460/85-34 - T445777
- 420/85-38 - T445793
- 460/85-38 - T445788
- 520/85-38 - T445787

NOKIAN TYRES TR FOREST 2

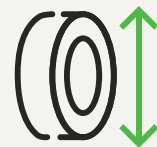
ALL SIZES

Product code	Size	Equivalent size	LI/SS	Ply rating	TL/TT	Rim	Permitted rims	Width (mm)	Diameter (mm)	Loaded static radius (mm)	Rolling circumference (mm)	SRI	Pressure (kPa)	Max. inflation pressure (kPa)	Tread depth (mm)	Tread code	Load capacity for tractor, kg					
																	Speed (km/h)					
																	25	30	35	40	45	50
T445784	320/85-24	12.4-24	130A8 (127B)	16	TL	DW11	DW10	326	1174	529	3534	550	280	280	36	R-1	2110	2035	1955	1900	1825	1730
T445780	340/85-24	13.6-24	134A8 (131B)	16	TL	DW12	DW11	348	1223	552	3682	575	280	280	38	R-1	2355	2270	2185	2120	2035	1930
T445778	380/85-24	14.9-24	140A8 (137B)	16	TL	DW13	DW13L, DW11, DW12	390	1266	566	3813	600	280	280	42	R-1	2775	2675	2575	2500	2400	2275
T445785	340/85-28	13.6-28	136A8 (133B)	16	TL	DW12	DW11	352	1308	591	3947	625	280	280	42	R-1	2485	2395	2305	2240	2150	2040
T445790	380/85-28	14.9-28	142A8 (139B)	16	TL	DW13	DW13L, DW11, DW12	392	1359	613	4107	650	280	280	42	R-1	2940	2835	2730	2650	2545	2410
T445789	420/85-28	16.9-28	148A8 (145B)	16	TL	DW15L	DW14L, DW13L, DW13	435	1423	639	4310	675	280	280	46	R-1	3495	3370	3245	3150	3025	2865
T445786	420/85-30	16.9-30	149A8 (146B)	16	TL	DW15L	DW14L, DW13L, DW13	430	1490	668	4482	700	280	280	47	R-1	3610	3480	3350	3250	3120	2960
T445779	420/85-34	16.9-34	151A8 (148B)	16	TL	DW15L	DW14L, DW13L, DW13	429	1577	707	4744	750	280	280	47	R-1	3830	3690	3555	3450	3310	3140
T445777	460/85-34	18.4-34	155A8 (152B)	16	TL	DW16L	DW15L	465	1638	756	4951	775	280	280	50	R-1	4300	4145	3990	3875	3720	3525
T445793	420/85-38	16.9-38	152A8 (149B)	16	TL	DW15L	DW14L, DW13L, DW13	431	1673	759	5081	800	280	280	50	R-1	3940	3800	3655	3550	3410	3230
T445788	460/85-38	18.4-38	157A8 (154B)	16	TL	DW16L	DW15L	471	1740	785	5267	825	280	280	53	R-1	4580	4415	4250	4125	3960	3755
T445787	520/85-38	20.8-38	164A8 (160B)	16	TL	DW18L	DW16L	536	1832	817	5524	875	280	280	54	R-1	5550	5350	5150	5000	4800	4550

NOKIAN TYRES TR MULTIPLUS

FOR TRACTORS USED IN VERSATILE CONDITIONS LIKE FORESTRY, AGRICULTURAL WORK AND ROAD TRANSPORTS

- Radial construction forms wide footprint together with deep and open tread design, enabling excellent traction properties.
- Radial construction enables durability and good driving properties in road transports.
- Strengthened sidewalls enable use in conditions where punctures and cuts are possible, such as stony fields or forests.



AVAILABLE SIZES

- 500/65R24 - T445410
- 500/65R28 - T445411
- 540/65R28 - T445412
- 600/65R34 - T445413
- 600/65R38 - T445414
- 650/65R38 - T445415



NOKIAN TYRES TR MULTIPLUS

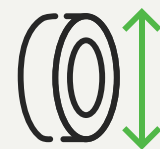
ALL SIZES

Product code	Size	LI/SS	Reinforced code	TL/TT	Rim	Permitted rims	Width (mm)	Diameter (mm)	Loaded static radius (mm)	Rolling circumference (mm)	SRI	Pressure (kPa)	Max. inflation pressure (kPa)	Tread depth (mm)	Tread code	Tube product code	Load capacity for tractor, kg					
																	Speed (km/h)					
																	25	30	35	40	45	50
T445410	500/65R24	142A8 (139B)	SB	TL	DW15L	DW16L, W16L, W15L, W14L, DW13L, W13	489	1242	575	3735	600	240	320	48	R-1		2940	2835	2730	2650	2545	2410
T445411	500/65R28	144A8 (141B)	SB	TL	DW15L	DW16L, W16L, W15L, W14L, W13	491	1341	622	4055	650	240	320	48	R-1	T55097	3110	2995	2885	2800	2690	2550
T445412	540/65R28	149A8 (146B)	SB	TL	DW16	W15L, W16L, DW18L, W18L, DW16L	522	1409	653	4254	675	240	320	51	R-1	T545229	3610	3480	3350	3250	3120	2960
T445413	600/65R34	157A8 (154B)	SB	TL	DW18L	W16L, W18L, DW20B, DW16L	585	1640	750	4930	775	240	320	52	R-1	T55395	4580	4415	4250	4125	3960	3755
T445414	600/65R38	159A8 (156B)	SB	TL	DW18L	W16L, W18L, DW20B, DW16L	584	1743	809	5290	825	240	320	52	R-1		4855	4680	4505	4375	4200	3980
T445415	650/65R38	164A8 (160B)	SB	TL	DW20B	DW18	641	1808	838	5485	875	240	320	53	R-1	T545322	5410	5215	5020	4875	4680	4435

NOKIAN TYRES TRACTOR KING

VERSATILE HEAVY-DUTY RADIAL TRACTION TIRE FOR DEMANDING OFF-ROAD APPLICATIONS AND HIGH-SPEED ROAD TRANSITS

- Strong steel belted radial carcass strengthened with forest tread compound. 400 kPa max pressure enabling high load carrying capacity and stability.
- Wide tread and radically increased amount of tractive edges for supreme traction.
- Innovative tread design with even ground contact resulting in comfortable drive. Durability up to 65 km/h speeds.



AVAILABLE SIZES

- 480/65R28 - T445806
- 500/65R28 - T445673
- 540/65R28 - T445674
- 600/60R28 - T445675
- 600/65R28 - T445851
- 540/65R30 - T445676
- 540/70R30 - T445677
- 600/70R30 - T445678
- 620/75R30 - T445679
- 600/65R34 - T445680
- 600/70R34 - T445681
- 600/65R38 - T445682
- 650/65R38 - T445683
- 650/75R38 - T445684
- 650/85R38 - T445685
- 710/70R38 - T445741
- 800/70R38 - T445852
- 650/65R42 - T445740
- 710/70R42 - T445686
- 710/75R42 - T445687

NOKIAN TYRES TRACTOR KING

ALL SIZES

Product code	Size	LI/SS	Reinforced code	TL/TT	Rim	Permitted rims	Width (mm)	Diameter (mm)	Loaded static radius (mm)	Rolling circumference (mm)	SRI	Pressure (kPa)	Max. inflation pressure (kPa)	Tread depth (mm)	Tread code	Load capacity for tractor, kg					
																Speed (km/h)					
																40	45	50	55	60	65
T445806	480/65R28	148D	SB	TL	DW15L	DW16L, DW14L, DW18L	487	1359	629	4103	650	320	400	48	R-1W	3450	3370	3310	3245	3195	3150
T445673	500/65R28	150D	SB	TL	DW16L	DW15L, DW18L	494	1358	629	4103	650	320	400	48	R-1W	3670	3585	3520	3450	3400	3350
T445674	540/65R28	154D	SB	TL	DW18L	DW16L	542	1409	650	4248	675	320	400	48	R-1W	4105	4015	3940	3865	3805	3750
T445675	600/60R28	157D	SB	TL	DW18L	DW20B	584	1423	617	4255	675	320	400	49	R-1W	4515	4415	4330	4250	4185	4125
T445851	600/65R28	160D	SB	TL	DW20B	DW18L	606	1502	692	4530	700	320	400	50	R-1W	4930	4815	4725	4635	4570	4500
T445676	540/65R30	155D	SB	TL	DW18L	DW16L	537	1463	677	4427	700	320	400	49	R-1W	4245	4145	4070	3990	3935	3875
T445677	540/70R30	159D	SB	TL	DW18L	DW16L	543	1506	693	4539	725	320	400	50	R-1W	4790	4680	4595	4505	4440	4375
T445678	600/70R30	165D	SB	TL	DW18L	DW20B	579	1602	730	4826	750	320	400	51	R-1W	5640	5510	5410	5305	5225	5150
T445679	620/75R30	169D	SB	TL	DW20B		624	1688	770	5097	800	320	400	52	R-1	6350	6205	6090	5975	5885	5800
T445680	600/65R34	163D	SB	TL	DW18L	DW20B	581	1641	754	4960	775	320	400	52	R-1W	5340	5215	5120	5020	4950	4875
T445681	600/70R34	167D	SB	TL	DW18L	DW20B	585	1703	775	5138	800	320	400	52	R-1W	5970	5830	5725	5615	5530	5450
T445682	600/65R38	165D	SB	TL	DW18L	DW20B	579	1744	805	5282	825	320	400	53	R-1W	5640	5510	5410	5305	5225	5150
T445683	650/65R38	169D	SB	TL	DW20B		632	1811	830	5479	875	320	400	53	R-1W	6350	6205	6090	5975	5885	5800
T445684	650/75R38	175D	SB	TL	DW20B	DW23B, DW21B	644	1943	880	5894	925	320	400	55	R-1W	7555	7385	7245	7105	7005	6900
T445685	650/85R38	178D	SB	TL	DW20B	DW23B, DW21B	642	2066	941	6272	975	320	400	55	R-1	8215	8025	7875	7725	7615	7500
T445741	710/70R38	177D	SB	TL	DW23B	DW25B	716	1955	890	5921	925	320	400	55	R-1W	7995	7810	7665	7520	7410	7300
T445852	800/70R38	183D	SB	TL	DW27B	DW25B	825	2083	951	6300	975	320	400	56	R-1	9580	9365	9190	9015	8880	8750
T445740	650/65R42	170D	SB	TL	DW20B	DW21B, DW23B	633	1913	881	5799	925	320	400	55	R-1W	6570	6420	6300	6180	6090	6000
T445686	710/70R42	179D	SB	TL	DW23B	DW25B	716	2061	943	6235	975	320	400	56	R-1W	8485	8295	8140	7985	7865	7750
T445687	710/75R42	181D	SB	TL	DW23B	DW25B	716	2131	972	6458	1000	320	400	57	R-1W	9035	8830	8665	8500	8375	8250

AGRICULTURAL AND CONTRACTING TIRES

TRACTOR



34
Nokian Tyres
TR Multiplus



36
Nokian Tyres
Ground King



38
Nokian Tyres
Hakkapeliitta
TRI



41
Nokian Tyres
Soil King VF



43
Nokian Tyres
TRI 2



46
Nokian Tyres
TRI Steel

TRAILER



48
Nokian Tyres
Country King



50
Nokian Tyres
Country King
G2



52
Nokian Tyres
CT



54
Nokian Tyres
ELS



56
Nokian Tyres
Float King VF

WHEEL LOADER

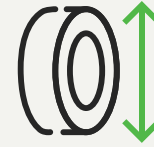


38
Nokian Tyres
Hakkapeliitta
TRI

NOKIAN TYRES TR MULTIPLUS

**FOR TRACTORS USED IN VERSATILE
CONDITIONS LIKE FORESTRY,
AGRICULTURAL WORK AND ROAD
TRANSPORTS**

- Radial construction forms wide footprint together with deep and open tread design, enabling excellent traction properties.
- Radial construction enables durability and good driving properties in road transports.
- Strengthened sidewalls enable use in conditions where punctures and cuts are possible, such as stony fields or forests.



AVAILABLE SIZES

- 500/65R24 - T445410
- 500/65R28 - T445411
- 540/65R28 - T445412
- 600/65R34 - T445413
- 600/65R38 - T445414
- 650/65R38 - T445415



NOKIAN TYRES TR MULTIPLUS

ALL SIZES

Product code	Size	LI/SS	Reinforced code	TL/TT	Rim	Permitted rims	Width (mm)	Diameter (mm)	Loaded static radius (mm)	Rolling circumference (mm)	SRI	Pressure (kPa)	Max. inflation pressure (kPa)	Tread depth (mm)	Tread code	Tube product code	Load capacity for tractor, kg					
																	Speed (km/h)					
																	25	30	35	40	45	50
T445410	500/65R24	142A8 (139B)	SB	TL	DW15L	DW16L, W16L, W15L, W14L, DW13L, W13	489	1242	575	3735	600	240	320	48	R-1		2940	2835	2730	2650	2545	2410
T445411	500/65R28	144A8 (141B)	SB	TL	DW15L	DW16L, W16L, W15L, W14L, W13	491	1341	622	4055	650	240	320	48	R-1	T55097	3110	2995	2885	2800	2690	2550
T445412	540/65R28	149A8 (146B)	SB	TL	DW16	W15L, W16L, DW18L, W18L, DW16L	522	1409	653	4254	675	240	320	51	R-1	T545229	3610	3480	3350	3250	3120	2960
T445413	600/65R34	157A8 (154B)	SB	TL	DW18L	W16L, W18L, DW20B, DW16L	585	1640	750	4930	775	240	320	52	R-1	T55395	4580	4415	4250	4125	3960	3755
T445414	600/65R38	159A8 (156B)	SB	TL	DW18L	W16L, W18L, DW20B, DW16L	584	1743	809	5290	825	240	320	52	R-1		4855	4680	4505	4375	4200	3980
T445415	650/65R38	164A8 (160B)	SB	TL	DW20B	DW18	641	1808	838	5485	875	240	320	53	R-1	T545322	5410	5215	5020	4875	4680	4435

NOKIAN TYRES GROUND KING

CROSSOVER TIRE FOR MIXED AGRICULTURAL WORK

- Advanced alternative for the lug pattern traction tire that combines the features and benefits of two pattern types.
- Solid performance on fields and roads with traction, multi-directional grip and continuous contact.
- Supports the versatile use of implements with stability, high strength and load capacity.



AVAILABLE SIZES

- 420/70R28 - T445733
- 480/65R28 - T445764
- 480/70R28 - T445735
- 540/65R28 - T445737
- 600/65R28 - T445762
- 600/70R28 - T445763
- 540/65R30 - T445728
- 600/70R30 - T445726
- 600/65R34 - T445729
- 600/70R34 - T445730
- 650/65R34 - T445731
- 520/70R38 - T445732
- 580/70R38 - T445734
- 600/65R38 - T445765
- 650/65R38 - T445738
- 650/85R38 - T445743
- 710/70R38 - T445744
- 650/65R42 - T445727
- 710/70R42 - T445725
- 710/75R42 - T445722

NOKIAN TYRES GROUND KING

ALL SIZES

Product code	Size	LI/SS	Reinforced code	TL/TT	Rim	Permitted rims	Width (mm)	Diameter (mm)	Loaded static radius (mm)	Rolling circumference (mm)	SRI	Pressure (kPa)	Max. inflation pressure (kPa)	Tread depth (mm)	Tread code	M+S	Load capacity for tractor, kg					
																	Speed (km/h)					
																	45	50	55	60	65	70
T445733	420/70R28	144D (141E)	SB	TL	DW13	DW14L, DW12	408	1352	620	4102	650	320	320	46	R-1W	Yes	2995	2940	2885	2840	2800	2550
T445764	480/65R28	148D (145E)	SB	TL	DW15L	DW14L	475	1348	617	4091	650	320	320	45	R-1W	Yes	3370	3310	3245	3195	3150	2865
T445735	480/70R28	151D (148E)	SB	TL	DW15L	DW16L, DW14L	471	1409	642	4270	675	320	320	48	R-1W	Yes	3690	3625	3555	3500	3450	3140
T445737	540/65R28	154D (151E)	SB	TL	DW18L	DW16L	536	1403	637	4244	675	320	320	50	R-1W	Yes	4015	3940	3865	3805	3750	3415
T445762	600/65R28	160D (156E)	SB	TL	DW20B	DW18L	600	1507	682	4564	700	320	320	55	R-1W	Yes	4815	4725	4635	4570	4500	4095
T445763	600/70R28	164D (160E)	SB	TL	DW20B	DW18L	601	1563	708	4756	725	320	320	55	R-1W	Yes	5350	5250	5150	5075	5000	4550
T445728	540/65R30	155D (152E)	SB	TL	DW18L	DW16L	535	1475	679	4451	700	320	320	50	R-1W	Yes	4145	4070	3990	3935	3875	3525
T445726	600/70R30	165D (161E)	SB	TL	DW20B	DW18L	600	1588	714	4820	750	320	320	55	R-1W	Yes	5510	5410	5305	5225	5150	4685
T445729	600/65R34	163D (159E)	SB	TL	DW20B	DW18L	600	1644	751	5016	775	320	320	55	R-1W	Yes	5215	5120	5020	4950	4875	4435
T445730	600/70R34	167D (163E)	SB	TL	DW20B	DW18L	594	1701	771	5170	800	320	320	55	R-1W	Yes	5830	5725	5615	5530	5450	4960
T445731	650/65R34	167D (164E)	SB	TL	DW20B		632	1700	769	5173	825	320	320	55	R-1W	Yes	5830	5725	5615	5530	5450	4960
T445732	520/70R38	160D (157E)	SB	TL	DW16L	DW18L, DW15L	516	1752	803	5342	825	320	320	55	R-1W	Yes	4815	4725	4635	4570	4500	4095
T445734	580/70R38	166D (163E)	SB	TL	DW18L		577	1829	835	5574	875	320	320	56	R-1W	Yes	5670	5565	5460	5380	5300	4825
T445765	600/65R38	165D (161E)	SB	TL	DW20B	DW18L	601	1745	798	5321	825	320	320	55	R-1W	Yes	5510	5410	5305	5225	5150	4685
T445738	650/65R38	169D (166E)	SB	TL	DW20B		635	1820	827	5540	875	320	320	59	R-1W	Yes	6205	6090	5975	5885	5800	5280
T445743	650/85R38	178D (175E)	SB	TL	DW20B	DW21B, DW23B	645	2071	933	6272	975	320	320	63	R-1W	Yes	8025	7875	7725	7615	7500	6825
T445744	710/70R38	177D (174E)	SB	TL	DW23B	DW25B	705	1953	884	5934	925	320	320	62	R-1W	Yes	7810	7665	7520	7410	7300	6645
T445727	650/65R42	170D (167E)	SB	TL	DW20B		634	1913	872	5811	925	320	320	59	R-1W	Yes	6420	6300	6180	6090	6000	5460
T445725	710/70R42	179D (175E)	SB	TL	DW23B		706	2059	933	6245	975	320	320	62	R-1W	Yes	8295	8140	7985	7865	7750	7055
T445722	710/75R42	181D (178E)	SB	TL	DW23B		703	2132	964	6476	1000	320	320	62	R-1W	Yes	8830	8665	8500	8375	8250	7510

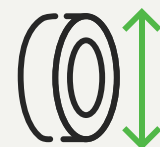
NOKIAN TYRES HAKKAPELIITTA TRI

A M+S BLOCK PATTERNED TIRE WITH SUPERIOR WINTER GRIP FOR YEAR- ROUND WORK IN BUILT ENVIRONMENTS

- Safety and effectivity with siped M+S block pattern and all-season grip compound.
- High level comfort due to low noise and vibration design.
- Use economy in year round use with long service life tread compound and energy efficiency.



2026-05-25



AVAILABLE SIZES

- 250/75R16 - T845540
- 250/80R16 - T845541
- 340/80R18 - T445665
- 400/60R18 - T445667
- 400/70R18 - T445832
- 360/70R20 - T445756
- 360/80R20 - T445666
- 400/70R20 - T445636
- 300/80R24 - T445757
- 340/80R24 - T445753
- 360/80R24 - T445587
- 400/80R24 - T445582
- 420/65R24 - T445586
- 440/80R24 - T445634
- 460/70R24 - T445669
- 500/70R24 - T445671
- 540/70R24 - T445672
- 360/80R28 - T445752
- 400/80R28 - T445584
- 440/80R28 - T445563
- 540/65R28 - T445772
- 440/80R30 - T445758
- 480/80R30 - T445754
- 540/65R30 - T445609
- 540/65R30 - T445736
- 600/70R30 - T445848
- 440/80R34 - T445588
- 480/80R34 - T445583
- 600/70R34 - T445700
- 480/80R38 - T445585
- 540/80R38 - T445564
- 650/65R38 - T445773
- 650/65R42 - T445595
- 710/70R42 - T445847

NOKIAN TYRES HAKKAPELIITTA TRI

ALL SIZES FOR TRACTOR

Product code	Size	Equivalent size	LI/SS	Reinforced code	TL/TT	Rim	Permitted rims	Width (mm)	Diameter (mm)	Loaded static radius (mm)	Rolling circumference (mm)	SRI	Pressure (kPa)	Max. inflation pressure (kPa)	Tread depth (mm)	Tread code	M+S	Load capacity for constant load, kg					
																		Speed (km/h)					
																		40	45	50	55	60	65
T845540	250/75R16		120G		TL	8	W7, 7, 7J, W8, 8J, W9, 9, 9J	258	783	363	2390	370	450	450	16	R-4	Yes	1670	1625	1565	1525	1495	1450
T845541	250/80R16	7.5R16	119G		TL	8	W7, 7, 7J, W8, 8J, W9, 9, 9J	275	818	377	2494	390	450	450	17	R-4	Yes	1785	1735	1675	1630	1595	1550
T445667	400/60R18		148A8 (143D)	SB	TL	13		400	950	427	2870	450	500	500	26	R-4	Yes	3135	3050	2945	2860	2805	2725
T445756	360/70R20		136A8 (131D)	SB	TL	W11	10, W10, 12, W12	343	1029	466	3111	475	320	320	24	R-4	Yes	2245	2185	2105	2050	2010	1950
T445757	300/80R24	11.2R24	133A8 (128D)	SB	TL	DW10	W9, W10, W11, DW11	301	1077	492	3260	525	320	320	24	R-4	Yes	2070	2015	1945	1890	1855	1800
T445753	340/80R24	12.4R24	140A8 (135D)	SB	TL	DW11	DW10, DW12	333	1138	517	3445	550	320	320	24	R-4	Yes	2505	2440	2355	2290	2245	2180
T445587	360/80R24	13.6R24	143A8 (138D)	SB	TL	DW11	DW10, DW12, DW13	357	1185	543	3600	575	320	320	24	R-4	Yes	2795	2720	2625	2550	2505	2430
T445582	400/80R24	14.9R24	149A8 (144D)	SB	TL	DW13	DW12, DW14L	399	1248	567	3770	600	320	320	25	R-4	Yes	3220	3135	3025	2940	2885	2800
T445634	440/80R24	16.9R24	154A8 (149D)	SB	TL	DW14L	DW15L	435	1294	585	3921	625	320	320	26	R-4	Yes	3740	3640	3510	3415	3350	3250
T445752	360/80R28	13.6R28	146A8 (142D)	SB	TL	DW11	DW12, DW13	349	1311	595	3998	625	320	320	24	R-4	Yes	2960	2885	2780	2705	2650	2575
T445584	400/80R28	14.9R28	151A8 (146D)	SB	TL	DW13	DW12, DW14L	400	1351	617	4103	650	320	320	25	R-4	Yes	3535	3445	3320	3230	3165	3075
T445563	440/80R28	16.9R28	156A8 (151D)	SB	TL	DW14L	DW15L, DW16L	440	1414	640	4285	675	320	320	26	R-4	Yes	4085	3975	3835	3730	3655	3550
T445772	540/65R28		160A8 (155D)	SB	TL	DW18L	DW16L	535	1398	634	4243	675	320	320	28	R-4	Yes	4455	4340	4185	4070	3990	3875
T445758	440/80R30	16.9R30	157A8 (153D)	SB	TL	DW14L	DW15L, W16L	435	1455	657	4426	700	320	320	26	R-4	Yes	4200	4090	3940	3835	3760	3650
T445754	480/80R30	18.4R30	162A8 (157D)	SB	TL	DW15L	DW16L, DW18L	466	1536	692	4671	725	320	320	27	R-4	Yes	4745	4620	4455	4330	4250	4125
T445609	540/65R30		161A8 (156D)	SB	TL	DW18L	DW16L	530	1463	665	4430	700	320	320	28	R-4	Yes	4600	4480	4320	4200	4120	4000
T445736	540/65R30		171A8 (166D)	SB	TL	DW18L	DW16L	534	1460	667	4442	700	450	450	28	R-4	Yes	6095	5935	5725	5565	5460	5300
T445848	600/70R30		171A8 (166D)	SB	TL	DW20B	DW18L	602	1581	709	4772	750	320	320	30	R-4	Yes	6095	5935	5725	5565	5460	5300
T445588	440/80R34	16.9R34	159A8 (155D)	SB	TL	DW14L	DW15L, DW16L	442	1570	718	4763	750	320	320	26	R-4	Yes	4455	4340	4185	4070	3990	3875
T445583	480/80R34	18.4R34	164A8 (159D)	SB	TL	DW15L	DW16L, DW18L	482	1631	744	4964	775	320	320	27	R-4	Yes	5030	4900	4725	4595	4505	4375
T445700	600/70R34		172A8 (168D)	SB	TL	DW20B	DW18L	593	1676	755	5102	800	320	320	28	R-4	Yes	6440	6270	6050	5880	5770	5600
T445585	480/80R38	18.4R38	166A8 (161D)	SB	TL	DW15L	DW16L, DW18L	477	1733	792	5284	825	320	320	27	R-4	Yes	5320	5180	4995	4855	4765	4625
T445564	540/80R38		172A8 (167D)	SB	TL	DW18L	DW16L	556	1833	832	5566	875	320	320	27	R-4	Yes	6440	6270	6050	5880	5770	5600
T445773	650/65R38		175A8 (170D)	SB	TL	DW20B	DW21B, DW23B	625	1821	825	5555	875	320	320	31	R-4	Yes	6900	6720	6480	6300	6180	6000
T445595	650/65R42		176A8 (171D)	SB	TL	DW20B	DW18L	627	1912	871	5836	925	320	320	31	R-4	Yes	7075	6890	6640	6460	6335	6150
T445847	710/70R42		185A8 (180D)	SB	TL	DW23B	DW25B	704	2065	857	6251	975	320	320	35	R-4	Yes	9200	8960	8640	8400	8240	8000

ALL SIZES FOR WHEEL LOADER

Product code	Size	Equivalent size	LI/SS	Reinforced code	TL/TT	Rim	Permitted rims	Width (mm)	Diameter (mm)	Loaded static radius (mm)	Rolling circumference (mm)	SRI	Pressure (kPa)	Max. inflation pressure (kPa)	Tread depth (mm)	Tread code	Tube product code	M+S	Load capacity for constant load, kg					
																			Speed (km/h)					
																			40	45	50	55	60	65
T445665	340/80R18	12.5R18	143A8 (138D)	SB	TL	11	W11, 10, W10, 12, W12	328	1001	452	3031	475	400	400	24	R-4		Yes	2715	2645	2550	2480	2430	2360
T445832	400/70R18	16.0/70R18	147A8 (143D)	SB	TL	13	W13, 12, W12	400	1018	458	3068	475	400	400	26	R-4		Yes	3135	3050	2945	2860	2805	2725
T445666	360/80R20	13.6R20	148A8 (143D)	SB	TL	11	W11, 10, W10, 12, W12	360	1093	493	3311	525	400	400	24	R-4		Yes	3135	3050	2945	2860	2805	2725
T445636	400/70R20	16.0/70R20	149A8 (144D)	SB	TL	13		394	1071	485	3231	500	400	400	26	R-4		Yes	3220	3135	3025	2940	2885	2800
T445586	420/65R24		151A8 (146D)	SB	TL	DW13	DW12, DW14L, DW15L	402	1157	520	3487	550	400	400	25	R-4	T55112	Yes	3450	3360	3240	3150	3090	3000
T445669	460/70R24	17.5LR24	166A8 (161D)	SB	TL	DW14L	DW15L	460	1255	557	3792	600	500	500	30	R-4	T55112	Yes	5320	5180	4995	4855	4765	4625
T445671	500/70R24	19.5LR24	171A8 (166D)	SB	TL	DW16L	DW15L, DW18L	500	1314	580	3971	625	500	500	30	R-4		Yes	6095	5935	5725	5565	5460	5300
T445672	540/70R24	21LR24	175A8 (170D)	SB	TL	DW18L	DW16L	540	1367	603	4143	650	500	500	30	R-4		Yes	6900	6720	6480	6300	6180	6000

NOKIAN TYRES SOIL KING VF

ADVANCED TRACTION TIRE WITH HIGHLY EFFICIENT GROUND CONTACT FOR HIGH-POWER TRACTORS IN FARMING

- Flexforce VF construction combines strength with high flexibility to produce an effective XXL-sized ground contact
- Deep and extra wide pattern, provides big and powerful traction surface
- The center-zone pattern featuring extended and laterally supported lug tips balances behaviour and reduces loss of power on field and on road



AVAILABLE SIZES

- VF540/65R28 - T445885
- VF600/65R28 - T445809
- VF600/70R28 - T445813
- VF540/65R30 - T445811
- VF600/60R30 - T445861
- VF600/70R30 - T445769
- VF600/70R34 - T445760
- VF650/60R34 - T445815
- VF650/65R34 - T445830
- VF710/60R34 - T445864
- VF650/65R38 - T445884
- VF650/85R38 - T445808
- VF710/70R38 - T445812
- VF650/65R42 - T445810
- VF710/60R42 - T445873
- VF710/70R42 - T445768
- VF710/75R42 - T445759

NOKIAN TYRES SOIL KING VF

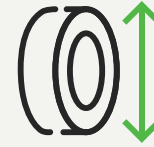
ALL SIZES

Product code	Size	LI/SS	Reinforced code	TL/TT	Rim	Permitted rims	Width (mm)	Diameter (mm)	Loaded static radius (mm)	Rolling circumference (mm)	SRI	Pressure (kPa)	Max. inflation pressure (kPa)	Tread depth (mm)	Tread code	Min. dual spacing (mm)	Load capacity, kg					
																	Speed (km/h)					
																	40	50	55	60	65	70
T445885	VF540/65R28	157D (154E)	SB	TL	DW20B	DW18L, DW16L	558	1421	636	4234	675	200	280	55	R-1W	721	4125	4125	4125	4125	4125	3755
T445809	VF600/65R28	163D (160E)	SB	TL	DW21B	DW20B, DW18L	604	1514	672	4516	700	200	280	55	R-1W	776	4875	4875	4875	4875	4875	4435
T445813	VF600/70R28	167D (164E)	SB	TL	DW21B	DW20B, DW18L	614	1580	685	4703	725	200	280	55	R-1W	788	5450	5450	5450	5450	5450	4960
T445811	VF540/65R30	158D (155E)	SB	TL	DW20B	DW18L, DW16L	558	1488	665	4444	700	200	280	55	R-1W	721	4250	4250	4250	4250	4250	3870
T445861	VF600/60R30	162D (158E)	SB	TL	DW20B	DW21B, DW18L	588	1492	655	4442	700	200	280	55	R-1W	757	4750	4750	4750	4750	4750	4325
T445769	VF600/70R30	168D (165E)	SB	TL	DW21B	DW18L, DW20B	615	1598	697	4817	750	200	280	55	R-1W	789	5600	5600	5600	5600	5600	5095
T445760	VF600/70R34	170D (167E)	SB	TL	DW21B	DW20B, DW18L	613	1720	755	5142	800	200	280	58	R-1W	787	6000	6000	6000	6000	6000	5460
T445815	VF650/60R34	168D (165E)	SB	TL	DW23B	DW21B, DW20B	658	1667	735	4979	775	200	280	58	R-1W	841	5600	5600	5600	5600	5600	5095
T445830	VF650/65R34	170D (167E)	SB	TL	DW23B	DW21B, DW20B	660	1720	759	5159	825	200	280	58	R-1W	843	6000	6000	6000	6000	6000	5460
T445864	VF710/60R34	173D (170E)	SB	TL	DW25B	DW24B	712	1728	760	5169	825	200	280	58	R-1W	905	6500	6500	6500	6500	6500	5915
T445884	VF650/65R38	172D (169E)	SB	TL	DW23B	DW21B, DW20B	658	1835	823	5509	875	200	280	59	R-1W	841	6300	6300	6300	6300	6300	5735
T445808	VF650/85R38	182D (179E)	SB	TL	DW23B	DW21B, DW20B	668	2064	900	6190	975	200	280	63	R-1W	853	8500	8500	8500	8500	8500	7735
T445812	VF710/70R38	181D (178E)	SB	TL	DW25B	DW24B, DW23B	721	1959	862	5885	925	200	280	63	R-1W	916	8250	8250	8250	8250	8250	7510
T445810	VF650/65R42	174D (170E)	SB	TL	DW23B	DW21B, DW20B	658	1923	855	5770	925	200	280	59	R-1W	841	6700	6700	6700	6700	6700	6095
T445873	VF710/60R42	176D (173E)	SB	TL	DW25B	DW24B, DW23B	717	1930	861	5796	925	200	280	63	R-1W	911	7100	7100	7100	7100	7100	6460
T445768	VF710/70R42	182D (179E)	SB	TL	DW25B	DW23B, DW24B	730	2075	906	6274	975	200	280	63	R-1W	927	8500	8500	8500	8500	8500	7735
T445759	VF710/75R42	184D (181E)	SB	TL	DW25B	DW23B, DW24B	727	2150	943	6448	1000	200	280	66	R-1W	923	9000	9000	9000	9000	9000	8190

NOKIAN TYRES TRI 2

**A M+S BLOCK PATTERNED TIRE FOR
WORK ON HARD GROUNDS AND ROADS
IN ALL SEASONS**

- Use economy with durable long service life block pattern and energy efficiency.
- Reliable grip and comfortable handling also in varying weather conditions.
- Use of heavy implements enabled by high load capacity and strength of steel belted construction.



AVAILABLE SIZES

- 250/75R16 - T845539
- 250/80R16 - T845495
- 340/80R18 - T445391
- 360/70R20 - T445569
- 360/80R20 - T445389
- 300/80R24 - T445419
- 340/80R24 - T445376
- 360/80R24 - T445378
- 400/80R24 - T445372
- 420/65R24 - T445392
- 440/80R24 - T445385
- 460/65R24 - T445393
- 500/70R24 - T445467
- 540/65R24 - T445420
- 320/85R28 - T445579
- 360/80R28 - T445550
- 400/80R28 - T445383
- 440/80R28 - T445337
- 480/65R28 - T445444
- 540/65R28 - T445442
- 440/80R30 - T445384
- 480/80R30 - T445386
- 540/65R30 - T445371
- 600/70R30 - T445657
- 440/80R34 - T445369
- 480/80R34 - T445370
- 600/65R34 - T445656
- 480/80R38 - T445377
- 540/80R38 - T445338
- 600/65R38 - T445445
- 650/65R38 - T445443
- 620/80R42 - T445518
- 650/65R42 - T445390
- 710/70R42 - T445655

NOKIAN TYRES TRI 2

ALL SIZES

Product code	Size	Equivalent size	LI/SS	Reinforced code	TL/TT	Rim	Permitted rims	Width (mm)	Diameter (mm)	Loaded static radius (mm)	Rolling circumference (mm)	SRI	Pressure (kPa)	Max. inflation pressure (kPa)	Tread depth (mm)	Tread code	Tube product code	M+S	Load capacity for constant load, kg					
																			Speed (km/h)					
																			40	45	50	55	60	65
T845539	250/75R16		120G	SB	TL	8	W7, 7, 7J, W8, 8J, W9, 9, 9J	258	783	363	2390	370	450	450	16	R-4		Yes	1670	1625	1565	1525	1495	1450
T845495	250/80R16	7.5R16	119G	SB	TL	8	W7, 7, 7J, W8, 8J, W9, 9, 9J	274	818	377	2494	390	450	450	17	R-4		Yes	1785	1735	1675	1630	1595	1550
T445391	340/80R18	12.5R18	143A8 (138D)	SB	TL	11	W11, 10, W10, 12, W12	341	1002	453	3010	475	400	400	25	R-4		Yes	2715	2645	2550	2480	2430	2360
T445569	360/70R20		136A8 (131D)	SB	TL	11	W11, 10, W10, 12, W12	341	1030	470	3104	500	320	320	26	R-4		Yes	2245	2185	2105	2050	2010	1950
T445389	360/80R20	13.6R20	147A8 (143D)	SB	TL	11	W11, 10, W11, 12, W12	355	1095	495	3286	500	400	400	26	R-4		Yes	3135	3050	2945	2860	2805	2725
T445419	300/80R24	11.2R24	133A8 (128D)	SB	TL	DW10	W9, W10, W11, DW11	295	1090	502	3297	525	320	320	24	R-4		Yes	2070	2015	1945	1890	1855	1800
T445376	340/80R24	12.4R24	140A8 (135D)	SB	TL	DW11	DW10, DW12	330	1154	521	3487	550	320	320	25	R-4		Yes	2505	2440	2355	2290	2245	2180
T445378	360/80R24	13.6R24	143A8 (138D)	SB	TL	DW11	DW10, DW12	347	1184	539	3574	575	320	320	26	R-4		Yes	2795	2720	2625	2550	2505	2430
T445372	400/80R24	14.9R24	149A8 (144D)	SB	TL	DW13	DW12, DW14L	395	1248	560	3763	600	320	320	27	R-4	T55112	Yes	3220	3135	3025	2940	2885	2800
T445392	420/65R24		151A8 (146D)	SB	TL	DW13	DW12, DW14, DW15L	402	1155	525	3493	550	400	400	26	R-4	T55112	Yes	3450	3360	3240	3150	3090	3000
T445385	440/80R24	16.9R24	154A8 (149D)	SB	TL	DW14L	DW15L	430	1312	585	3958	625	320	320	28	R-4	T55112	Yes	3740	3640	3510	3415	3350	3250
T445393	460/65R24		156A8 (151D)	SB	TL	DW14L	DW15L, DW16L	439	1204	540	3644	575	400	400	28	R-4	T55112	Yes	3970	3865	3725	3625	3555	3450
T445467	500/70R24	19.5LR24	164A8 (159D)	SB	TL	DW16L	DW15L, DW18L	515	1307	585	3958	625	400	400	28	R-4		Yes	5030	4900	4725	4595	4505	4375
T445420	540/65R24		158A8 (154D)	SB	TL	DW18L	DW16L	535	1307	582	3965	625	320	320	28	R-4		Yes	4200	4090	3940	3835	3760	3650
T445579	320/85R28	12.4R28	141A8 (136D)	SB	TL	DW10	W9, DW11, W10	312	1250	575	3788	600	320	320	24	R-4		Yes	2645	2575	2485	2415	2370	2300
T445550	360/80R28	13.6R28	146A8 (142D)	SB	TL	DW11	DW12, DW13	353	1302	595	3946	625	320	320	26	R-4		Yes	2960	2885	2780	2705	2650	2575
T445383	400/80R28	14.9R28	151A8 (146D)	SB	TL	DW13	DW12, DW14L	397	1351	620	4078	650	320	320	27	R-4		Yes	3535	3445	3320	3230	3165	3075
T445337	440/80R28	16.9R28	156A8 (151D)	SB	TL	DW14L	DW15L, DW16L	433	1413	644	4266	675	320	320	28	R-4		Yes	4085	3975	3835	3730	3655	3550
T445444	480/65R28		154A8 (149D)	SB	TL	DW15L	DW14L, DW16L	464	1336	604	4025	650	320	320	28	R-4	T55097	Yes	3740	3640	3510	3415	3350	3250
T445442	540/65R28		160A8 (155D)	SB	TL	DW18L	DW16L	531	1411	641	4247	675	320	320	28	R-4	T545229	Yes	4455	4340	4185	4070	3990	3875
T445384	440/80R30	16.9R30	157A8 (153D)	SB	TL	DW14L	DW15L, DW16L	430	1464	660	4448	700	320	320	28	R-4	T55371	Yes	4200	4090	3940	3835	3760	3650
T445386	480/80R30	18.4R30	162A8 (157D)	SB	TL	DW15L	DW16L, DW18L	472	1526	683	4636	725	320	320	29	R-4	T55371	Yes	4745	4620	4455	4330	4250	4125
T445371	540/65R30		161A8 (156D)	SB	TL	DW18L	DW16L	530	1460	644	4401	700	320	320	30	R-4	T55371	Yes	4600	4480	4320	4200	4120	4000
T445657	600/70R30		171A8 (166D)	SB	TL	DW20B	DW18L	604	1564	702	4756	750	320	320	32	R-4		Yes	6095	5935	5725	5565	5460	5300
T445369	440/80R34	16.9R34	159A8 (155D)	SB	TL	DW14L	DW15L, DW16L	427	1567	717	4751	750	320	320	28	R-4	T55391	Yes	4455	4340	4185	4070	3990	3875
T445370	480/80R34	18.4R34	164A8 (159D)	SB	TL	DW15L	DW16L, DW18L	472	1630	734	4951	775	320	320	29	R-4	T55391	Yes	5030	4900	4725	4595	4505	4375
T445656	600/65R34		169A8 (164D)	SB	TL	DW20B	DW18L	595	1619	736	4935	775	320	320	32	R-4		Yes	5750	5600	5400	5250	5150	5000
T445377	480/80R38	18.4R38	166A8 (161D)	SB	TL	DW15L	DW16L, DW18L	466	1733	793	5256	825	320	320	29	R-4		Yes	5320	5180	4995	4855	4765	4625
T445338	540/80R38	20.8R28	172A8 (167D)	SB	TL	DW18L	DW16L	553	1825	834	5523	875	320	320	30	R-4		Yes	6440	6270	6050	5880	5770	5600

Product code	Size	Equivalent size	LI/SS	Reinforced code	TL/TT	Rim	Permitted rims	Width (mm)	Diameter (mm)	Loaded static radius (mm)	Rolling circumference (mm)	SRI	Pressure (kPa)	Max. inflation pressure (kPa)	Tread depth (mm)	Tread code	Tube product code	M+S	Load capacity for constant load, kg					
																			Speed (km/h)					
																			40	45	50	55	60	65
T445445	600/65R38		170A8 (166D)	SB	TL	DW18L	DW20B	583	1740	790	5290	825	320	320	30	R-4		Yes	6095	5935	5725	5565	5460	5300
T445443	650/65R38		175A8 (170D)	SB	TL	DW20B	DW18L, DW23B	634	1811	819	5510	875	320	320	33	R-4		Yes	6900	6720	6480	6300	6180	6000
T445518	620/80R42		181A8 (177D)	SB	TL	DW20B	DW23B	626	2059	925	6289	975	320	320	35	R-4		Yes	8395	8175	7885	7665	7520	7300
T445390	650/65R42		176A8 (171D)	SB	TL	DW20B	DW18L, DW23B	617	1913	848	5791	925	320	320	33	R-4		Yes	7075	6890	6640	6460	6335	6150
T445655	710/70R42		185A8 (180D)	SB	TL	DW23B		717	2045	923	6255	975	320	320	37	R-4		Yes	9200	8960	8640	8400	8240	8000

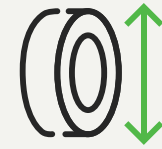
NOKIAN TYRES TRI STEEL

PUNCTURE PROTECTION FOR SPECIAL APPLICATIONS

- A special loader tire with a puncture-resisting block pattern.
- Steel fortification for extra durability.
- Suitable for waste treatment, recycling plants and for industrial use.



2026-05-25



AVAILABLE SIZES

- 460/65R24 - T445245
- 480/65R24 - T445222

NOKIAN TYRES TRI STEEL

ALL SIZES

Product code	Size	LI/SS	TL/TT	Rim	Permitted rims	Width (mm)	Diameter (mm)	Loaded static radius (mm)	Rolling circumference (mm)	SRI	Pressure (kPa)	Max. inflation pressure (kPa)	Tread depth (mm)	Tread code	Load capacity for constant load, kg					
															Speed (km/h)					
															40	45	50	55	60	65
T445245	460/65R24	156A8 (151D)	TL	DW13	W13, DW13L, W14L, DW14L, W15L, DW15L	426	1184	545	3581	575	400	400	27	R-4	3970	3865	3725	3625	3555	3450
T445222	480/65R24	151A8 (146D)	TL	DW14L	W14L, W15L, DW15L, W16L, DW16L	468	1237	565	3740	600	320	320	28	R-4	3450	3360	3240	3150	3090	3000

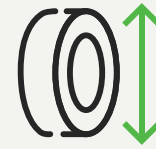
NOKIAN TYRES COUNTRY KING

EFFICIENT RADIAL FLOTATION TIRE FOR AGRICULTURAL TRANSPORTATIONS ON ROAD AND FIELD

- Durability and low rolling resistance due to high positive pattern ratio and special tread compound.
- Soil and crop damage prevention with large pattern contact and rounded shoulder design.
- Directional stability and controlled handling performance with high strength steel belted construction.



2026-05-25



AVAILABLE SIZES

- 500/60R22.5 - T445453
- 560/45R22.5 - T445402
- 560/60R22.5 - T445401
- 580/65R22.5 - T445405
- 600/50R22.5 - T445441
- 650/50R22.5 - T445407
- 710/35R22.5 - T445542
- 710/45R22.5 - T445496
- 600/55R26.5 - T445653
- 620/60R26.5 - T445404
- 650/65R26.5 - T445440
- 710/50R26.5 - T445406
- 800/45R26.5 - T445600
- 650/65R30.5 - T445611
- 750/60R30.5 - T445610

NOKIAN TYRES COUNTRY KING

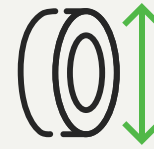
ALL SIZES

Product code	Size	LI/SS	Reinforced code	TL/TT	Rim	Permitted rims	Width (mm)	Diameter (mm)	Loaded static radius (mm)	Rolling circumference (mm)	SRI	Pressure (kPa)	Max. inflation pressure (kPa)	Tread depth (mm)	Tube product code	Load capacity for mixed, kg					
																Speed (km/h)					
																40	45	50	55	60	65
T445453	500/60R22.5	155D	SB	TL	AG16.00		510	1172	521	3581	550	400	400	17	T55096	5270	5000	4690	4420	4145	3875
T445402	560/45R22.5	152D	SB	TL	AG16.00		538	1078	474	3280	525	400	400	16	T56435	4830	4580	4295	4045	3800	3550
T445401	560/60R22.5	161D	SB	TL	AG16.00	AG18.00, AG20.00	567	1237	557	3764	600	400	400	18	T55089	6290	5965	5595	5275	4950	4625
T445405	580/65R22.5	166D	SB	TL	AG16.00	AG18.00	584	1299	586	3977	625	400	400	19	T55089	7210	6835	6415	6040	5670	5300
T445441	600/50R22.5	159D	SB	TL	AG20.00		594	1170	533	3575	550	400	400	18	T55089	5950	5645	5295	4990	4680	4375
T445407	650/50R22.5	163D	SB	TL	AG20.00		644	1235	564	3789	575	400	400	18	T55089	6630	6290	5900	5560	5215	4875
T445542	710/35R22.5	157D	SB	TL	AG24.00		696	1070	484	3248	525	400	400	22		5610	5320	4990	4705	4415	4125
T445496	710/45R22.5	165D	SB	TL	AG24.00		697	1213	545	3695	575	400	400	19	T55092	7005	6645	6230	5870	5510	5150
T445653	600/55R26.5	165D	SB	TL	AG20.00		603	1335	604	4072	625	400	400	22	T55098	7005	6645	6230	5870	5510	5150
T445404	620/60R26.5	169D	SB	TL	AG20.00		632	1403	639	4291	675	400	400	20	T55098	7890	7480	7020	6610	6205	5800
T445440	650/65R26.5	174D	SB	TL	AG20.00		656	1519	689	4656	725	400	400	20	T55102	9110	8645	8105	7640	7170	6700
T445406	710/50R26.5	170D	SB	TL	AG24.00		740	1405	646	4304	650	400	400	21	T55102	8365	7935	7440	7010	6580	6150
T445600	800/45R26.5	174D	SB	TL	AG28.00	AG24.00	769	1394	622	4240	675	400	400	26	T55102	9110	8645	8105	7640	7170	6700
T445611	650/65R30.5	176D	SB	TL	AG20.00		647	1623	737	4969	775	400	400	26		9655	9160	8590	8095	7595	7100
T445610	750/60R30.5	181D	SB	TL	AG24.00		760	1679	757	5144	800	400	400	26		11220	10645	9985	9405	8830	8250

NOKIAN TYRES COUNTRY KING G2

PREMIUM FLOTATION TIRE FOR HIGH-PERFORMANCE AGRICULTURAL TRANSPORT

- Deep tread offers long-lasting performance and excellent value in transport use
- Dual-purpose tread pattern design delivers performance and reduces loss of power on both on-road transport and field conditions
- Large pattern contact and rounded shoulder design for advanced soil and crop damage prevention



AVAILABLE SIZES

- 560/60R22.5 - T445876
- 600/50R22.5 - T445877
- 650/50R22.5 - T445878
- 710/45R22.5 - T445879
- VF600/55R26.5 - T445880
- VF620/60R26.5 - T445888
- VF650/55R26.5 - T445881



NOKIAN TYRES COUNTRY KING G2

ALL SIZES

Product code	Size	LI/SS	Reinforced code	TL/TT	Rim	Permitted rims	Width (mm)	Diameter (mm)	Loaded static radius (mm)	Rolling circumference (mm)	SRI	Pressure (kPa)	Max. inflation pressure (kPa)	Tread depth (mm)	Load capacity for mixed, kg					
															Speed (km/h)					
															40	45	50	55	60	65
T445876	560/60R22.5	161D	SB	TL	AG18.00	AG16.00, AG20.00	560	1254	570	3814	600	400	400	22	6290	5965	5595	5275	4950	4625
T445877	600/50R22.5	159D	SB	TL	AG20.00		613	1171	533	3567	550	400	400	22	5950	5645	5295	4990	4680	4375
T445878	650/50R22.5	163D	SB	TL	AG20.00		644	1231	557	3744	575	400	400	22	6630	6290	5900	5560	5215	4875
T445879	710/45R22.5	165D	SB	TL	AG24.00		733	1221	551	3723	575	400	400	22	7005	6645	6230	5870	5510	5150
T445880	VF600/55R26.5	167D	SB	TL	AG20.00		620	1353	596	4104	625	280	400	24	7030	6705	6375	6050	5775	5450
T445888	VF620/60R26.5	171D	SB	TL	AG20.00		621	1439	631	4366	650	280	400	24	7935	7565	7195	6825	6520	6150
T445881	VF650/55R26.5	171D	SB	TL	AG20.00		653	1411	615	4281	650	280	400	24	7935	7565	7195	6825	6520	6150

NOKIAN TYRES CT

EARTHMOVING GRADE RADIAL FLOTATION TIRE FOR HEAVY TRANSPORTATIONS

- Exceptional mileage provided by dense and thick heavy-duty block pattern.
- Special puncture damage resistance with three layers of steel reinforcements in the tread area.
- Stable load-bearing provided by the extra-strength multilayer construction.



2026-05-25



AVAILABLE SIZES

- 560/60R22.5 - T445626
- 600/50R22.5 - T445627
- 600/55R26.5 - T445782
- 650/55R26.5 - T445556
- 600/60R30.5 - T445629

NOKIAN TYRES CT

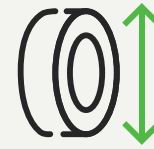
ALL SIZES

Product code	Size	LI/SS	Reinforced code	TL/TT	Rim	Permitted rims	Width (mm)	Diameter (mm)	Loaded static radius (mm)	Rolling circumference (mm)	SRI	Pressure (kPa)	Max. inflation pressure (kPa)	Tread depth (mm)	Tube product code	Load capacity for mixed, kg					
																Speed (km/h)					
																40	45	50	55	60	65
T445626	560/60R22.5	165D	SB	TL	AG18.00	AG16.00	560	1245	555	3811	600	500	500	22	T55098	7005	6645	6230	5870	5510	5150
T445627	600/50R22.5	163D	SB	TL	AG20.00		597	1173	528	3574	550	500	500	22	T55089	6630	6290	5900	5560	5215	4875
T445782	600/55R26.5	173D	SB	TL	AG20.00		603	1335	612	4098	625	600	600	24	T55098	8840	8385	7865	7410	6955	6500
T445556	650/55R26.5	177D	SB	TL	AG20.00	AG22.00	632	1389	635	4265	725	600	600	27	T55098	9930	9415	8835	8320	7810	7300
T445629	600/60R30.5	173D	SB	TL	AG20.00		606	1497	681	4570	725	500	500	26	T55098	8840	8385	7865	7410	6955	6500

NOKIAN TYRES ELS

RADIAL TRACTION FLOTATION TIRE FOR AGRICULTURAL OPERATIONS IN CHALLENGING SOIL CONDITIONS

- Reliable grip due to open, well cleaning traction pattern.
- Soil and crop damage prevention with large pattern contact and rounded shoulder design.
- Directional stability and controlled handling performance with high strength steel belted construction.



AVAILABLE SIZES

- 600/50R22.5 - T445292
- 600/50R22.5 - T445708
- 710/45R22.5 - T445659
- 600/55R26.5 - T445654
- 650/65R26.5 - T445465
- 700/50R26.5 - T445641
- 750/55R26.5 - T445601
- 850/50R30.5 - T445499
- 710/55R34 - T445470
- 800/50R34 - T445469
- 800/60R34 - T445500

NOKIAN TYRES ELS

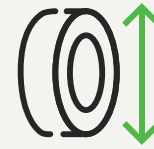
ALL SIZES

Product code	Size	LI/SS	Reinforced code	TL/TT	Rim	Permitted rims	Width (mm)	Diameter (mm)	Loaded static radius (mm)	Rolling circumference (mm)	SRI	Pressure (kPa)	Max. inflation pressure (kPa)	Tread depth (mm)	Tube product code	Load capacity for mixed, kg					
																Speed (km/h)					
																40	45	50	55	60	65
T445292	600/50R22.5	156D		TL	AG20.00	20.00	625	1172	531	3563	550	360	360	19		5440	5160	4840	4560	4280	4000
T445708	600/50R22.5	159D	SB	TL	AG20.00		600	1164	523	3555	550	400	400	19	T55089	5950	5645	5295	4990	4680	4375
T445659	710/45R22.5	165D	SB	TL	AG24.00		691	1204	538	3678	575	400	400	20	T55092	7005	6645	6230	5870	5510	5150
T445654	600/55R26.5	165D	SB	TL	AG20.00		594	1329	596	4072	625	400	400	22	T55098	7005	6645	6230	5870	5510	5150
T445465	650/65R26.5	174D	SB	TL	AG20.00		646	1514	680	4618	725	400	400	24	T55102	9110	8645	8105	7640	7170	6700
T445641	700/50R26.5	170D	SB	TL	AG24.00	AG20.00	685	1369	615	4198	650	400	400	22	T55099	8160	7740	7260	6840	6420	6000
T445601	750/55R26.5	177D	SB	TL	AG24.00		738	1493	670	4555	700	400	400	24	T55102	9930	9415	8835	8320	7810	7300
T445499	850/50R30.5	182D	SB	TL	AG28.00	AG27.00, AG30.00	881	1625	734	4936	775	400	400	27		11560	10965	10285	9690	9095	8500
T445470	710/55R34	177D	SB	TL	DW24B	DW20B, DW23B	707	1641	748	4995	775	400	400	26	T55394	9930	9415	8835	8320	7810	7300
T445469	800/50R34	181D	SB	TL	DW25B	DW23B, DW24B, DW28B	791	1639	741	4988	800	400	400	26	T55394	11220	10645	9985	9405	8830	8250
T445500	800/60R34	186D	SB	TL	DW25B	DW23B, DW24B, DW28B	799	1813	813	5542	875	400	400	30		12920	12255	11495	10830	10165	9500

NOKIAN TYRES FLOAT KING VF

NEXT-LEVEL FLOTATION FOR HIGH-CAPACITY AGRICULTURAL TRAILERS AND TANKERS IN FARMING

- Flexforce VF construction combines strength with high flexibility to produce an effective XXL-sized ground contact
- The grip pattern works great in challenging soil conditions and on road
- The center-zone pattern with continuous contact balances behaviour and reduces loss of power on field and on road



AVAILABLE SIZES

- VF600/55R26.5 - T445824
- VF620/60R26.5 - T445825
- VF650/55R26.5 - T445823
- VF650/65R26.5 - T445826
- VF710/50R26.5 - T445822
- VF750/60R30.5 - T445739
- VF850/50R30.5 - T445821
- VF800/60R32 - T445819
- VF710/55R34 - T445818
- VF800/50R34 - T445820



NOKIAN TYRES FLOAT KING VF

ALL SIZES

Product code	Size	LI/SS	Reinforced code	TL/TT	Rim	Permitted rims	Width (mm)	Diameter (mm)	Loaded static radius (mm)	Rolling circumference (mm)	SRI	Pressure (kPa)	Max. inflation pressure (kPa)	Tread depth (mm)	Load capacity for mixed, kg					
															Speed (km/h)					
															40	45	50	55	60	65
T445824	VF600/55R26.5	167D	SB	TL	AG20.00		613	1355	595	4104	625	280	280	26	7030	6705	6375	6050	5775	5450
T445825	VF620/60R26.5	171D	SB	TL	AG20.00		628	1440	629	4374	675	280	280	26	7935	7565	7195	6825	6520	6150
T445823	VF650/55R26.5	171D	SB	TL	AG20.00		649	1414	612	4283	650	280	280	26	7935	7565	7195	6825	6520	6150
T445826	VF650/65R26.5	176D	SB	TL	AG20.00		643	1548	672	4699	725	280	280	26	9160	8735	8305	7880	7525	7100
T445822	VF710/50R26.5	173D	SB	TL	AG24.00		741	1406	609	4263	650	280	280	26	8385	7995	7605	7215	6890	6500
T445739	VF750/60R30.5	183D	SB	TL	AG24.00		762	1686	719	5143	800	280	280	28	11290	10765	10240	9715	9275	8750
T445821	VF850/50R30.5	184D	SB	TL	AG28.00		884	1653	710	5015	775	280	280	28	11610	11070	10530	9990	9540	9000
T445819	VF800/60R32	188D	SB	TL	DW27B	DW25B	834	1804	779	5487	850	280	280	28	12900	12300	11700	11100	10600	10000
T445818	VF710/55R34	179D	SB	TL	DW23B	DW24B	728	1672	734	5097	775	280	280	28	10000	9535	9070	8605	8215	7750
T445820	VF800/50R34	183D	SB	TL	DW25B	DW24B, DW28B	806	1690	732	5138	800	280	280	28	11290	10765	10240	9715	9275	8750

UNDERGROUND MINING TIRES

DRILL RIGS AND OTHER MINING MACHINES



59
**Nokian Tyres
Armor Gard 2
Mine**



61
**Nokian Tyres
MINE KING E-4**

UNDERGROUND LOADER



63
**Nokian Tyres
MINE KING
L-5S**



65
**Nokian Tyres
MINE L-3S**

WHEEL LOADER

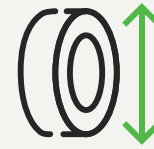


67
**Nokian Tyres
Nordman MINE
E-4**

NOKIAN TYRES ARMOR GARD 2 MINE

STRONG TIRE FOR DRILL RIGS WITH MINING COMPOUND AND IMPROVED, WIDER TREAD

- New, improved tread lowers the contact pressure and improves service life, providing excellent cut resistance.
- Stable, accurate driving response for predictable handling and a high load-bearing capacity.
- Groove depth indicator helps monitor your tire condition.



AVAILABLE SIZES

- 9.00-20 - T445836
- 10.00-20 - T445770



NOKIAN TYRES ARMOR GARD 2 MINE

ALL SIZES

Product code	Size	LI/SS	Ply rating	TL/TT	Rim	Permitted rims	Width (mm)	Diameter (mm)	Loaded static radius (mm)	Rolling circumference (mm)	Pressure (kPa)	Max. inflation pressure (kPa)	Tread depth (mm)	Tread code	Tube product code	Min. dual spacing (mm)	Load capacity, kg					
																	Speed (km/h)					
																	0	1	5	10	20	25
T445836	9.00-20	162A5	16	TT	7.0	7.5	270	1040	479	3135	1000	1000	18.5	E-2	T52520	311	7175	6175	6175	6175	4750	4750
T445770	10.00-20	164A5	16	TT	7.5	8.0	285	1069	484	3209	900	900	21	E-2	T52620	334	7550	6500	6500	6500	5000	5000

NOKIAN TYRES MINE KING E-4

PURPOSE DESIGNED AND BUILT SPECIAL TIRE FOR DRILL RIGS AND UTILITY VEHICLES

- Strong carcass with a maximum operating pressure of 10 bars, giving a solid foundation for your drill rig.
- Deep grooves with a solid middle section for good puncture resistance and a long tire service life.
- Sharp shoulders and large contact area for better grip.



AVAILABLE SIZES

- 12.00-20 - T445712
- 14.00-20 - T445617
- 14.00-24 - T445709

NOKIAN TYRES MINE KING E-4

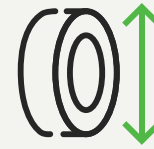
ALL SIZES

Product code	Size	LI/SS	Ply rating	TL/TT	Rim	Permitted rims	Width (mm)	Diameter (mm)	Loaded static radius (mm)	Rolling circumference (mm)	Pressure (kPa)	Max. inflation pressure (kPa)	Tread depth (mm)	Tread code	Tube product code	Min. dual spacing (mm)	Load capacity, kg					
																	Speed (km/h)					
																	0	1	5	10	20	25
T445712	12.00-20	176A5	20	TT	8.5	9.0, 8.0	330	1147	520	3449	1000	1000	35	E-4	T52810	378	10720	9230	9230	9230	7100	7100
T445617	14.00-20	185A2	20	TT	10.0	9.0	372	1225	560	3669	1000	1000	40	E-4	T52920	450	12025	10545	9250	8050	7770	7400
T445709	14.00-24	188A2	28	TL	10.00WA	10.00VA	383	1391	631	4153	925	1000	46	E-4	T55767	450	13000	11400	10000	8700	8400	8000

NOKIAN TYRES MINE KING L-5S

FOR EXTREME UNDERGROUND LOADING APPLICATIONS

- More strengthening layers to ensure tire safety in demanding applications.
- High load capacity, enabling use in heavier, more effective machines.
- Cut and crack resistant tread provides a long service life.



AVAILABLE SIZES

- 12.00-20 - T445544
- 17.5-25 - T445540
- 17.5-25 - T445580
- 18.00-25 - T445545
- 26.5-25 - T445546
- 29.5-29 - T445547



NOKIAN TYRES MINE KING L-5S

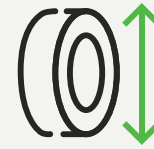
ALL SIZES

Product code	Size	LI/SS	Ply rating	TL/TT	Rim	Permitted rims	Width (mm)	Diameter (mm)	Loaded static radius (mm)	Rolling circumference (mm)	Pressure (kPa)	Max. inflation pressure (kPa)	Tread depth (mm)	Tread code	Tube product code	Min. dual spacing (mm)	Load capacity, kg			
																	Speed (km/h)			
																	0	1	5	10
T445544	12.00-20	173A2	20	TT	8.5	9.0	342	1179	550	3582	850	1000	36	L-5S	T52810	378	10400	8450	7410	6500
T445540	17.5-25	184A2	24	TL	14.00/1.5	14.00/1.3	445	1400	661	4291	675	800	66	L-5S	T55867	534	14400	11700	10260	9000
T445580	17.5-25	188A2	34	TL	14.00/1.5	14.00/1.3	454	1416	663	4307	800	1000	66	L-5S	T55867	534	16000	13000	11400	10000
T445545	18.00-25	202A2	32	TL	13.00/2.5	15.00/2.5, 13.00/2.5 IF	526	1675	772	5120	750	800	79	L-5S	T55831	598	24000	19500	17100	15000
T445546	26.5-25	209A2	36	TL	22.00/3.0	22.00/3.0IF	683	1791	829	5504	625	800	90	L-5S		808	29600	24050	21090	18500
T445547	29.5-29	218A2	40	TL	25.00/3.5	24.00/3.5	767	2020	925	6145	625	800	98	L-5S		900	37760	30680	26905	23600

NOKIAN TYRES MINE L-3S

THE FIRST UNDERGROUND LOADER TIRE THAT IS READY FOR PROTECTIVE CHAINS

- Strong, stable tire for extreme conditions.
- Supports the chains in an optimal way and can be set instantly – no modification is needed.
- With chains compatible with the chainless L-5S tires.



AVAILABLE SIZES

- 26.5-25 - T445522

NOKIAN TYRES MINE L-3S

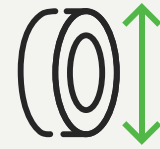
ALL SIZES

Product code	Size	LI/SS	Ply rating	TL/TT	Rim	Permitted rims	Width (mm)	Diameter (mm)	Loaded static radius (mm)	Rolling circumference (mm)	Pressure (kPa)	Max. inflation pressure (kPa)	Tread depth (mm)	Tread code	Min. dual spacing (mm)	Load capacity, kg			
																Speed (km/h)			
																0	1	5	10
T445522	26.5-25	209A2	36	TL	22.00/3.0	22.00/3.0IF	660	1706	775	5136	625	800	42	L-3S	808	29600	24050	21090	18500

NOKIAN TYRES NORDMAN MINE E-4

DURABILITY FOR ARTICULATED DUMP TRUCKS

- Durable radial all-steel structure
- Excellent choice for rough conditions in quarries
- Cost effective mine tire - EUR/h



AVAILABLE SIZES

- 26.5R25 - T845483
- 29.5R25 - T845482

NOKIAN TYRES NORDMAN MINE E-4

ALL SIZES

Product code	Size	LI/SS	TL/TT	Rim	Permitted rims	Width (mm)	Diameter (mm)	Loaded static radius (mm)	Rolling circumference (mm)	Pressure (kPa)	Max. inflation pressure (kPa)	Tread depth (mm)	Tread code	Min. dual spacing (mm)	Load capacity, kg					
															Speed (km/h)					
															20	25	30	35	40	50
T845483	26.5R25	209A2 (193B)	TL	22.00/3.0	22.00/3.0IF	682	1798	769	5353	575	700	55	E-4	808	15540	14800	14245	13690	12950	11655
T845482	29.5R25	216A2 (200B)	TL	25.00/3.5	25.00/3.5IF	768	1921	817	5749	575	700	60	E-4	900	18815	17920	17250	16575	15680	14110

PORTS AND TERMINALS TIRES

REACH STACKER



70
Nokian Tyres
HTS G2 E-4



72
Nokian Tyres
HTS G2 L-4S

WHEELED EXCAVATOR



82
Nokian Tyres
Armor Gard 2

REACH STACKER LOAD AXLE USE



74
Nokian Tyres
HTS G2 L-5S

FORK LIFT



76
Nokian Tyres
Armor Gard

RTG



78
Nokian Tyres
RTG

TERMINAL TRACTOR

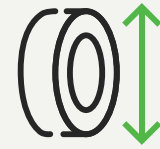


80
Nokian Tyres
HTS Tugger

NOKIAN TYRES HTS G2 E-4

KEEP THE GOODS MOVING – EFFICIENTLY AND ECONOMICALLY

- Supported blocks with chamfered edges improve tire cooling and turning properties.
- Bias carcass structure improves the tire stability and enables effective loading operations.
- Harbour-specific tread compound enables excellent service life.



AVAILABLE SIZES

- 14.00-24 - T445710
- 16.00-25 - T445711
- 18.00-25 - T445637
- 18.00-33 - T445662

NOKIAN TYRES HTS G2 E-4

ALL SIZES

Product code	Size	LI/SS	Ply rating	TL/TT	Rim	Permitted rims	Width (mm)	Diameter (mm)	Loaded static radius (mm)	Rolling circumference (mm)	Pressure (kPa)	Max. inflation pressure (kPa)	Tread depth (mm)	Tread code	Tube product code	Min. dual spacing (mm)	Load capacity for load wheel, kg					
																	Speed (km/h)					
																	0	1	5	10	20	25
T445710	14.00-24	188A5	28	TL	10.00WA	10.00VA	390	1397	640	4197	1000	1000	48	E-4	T55767	450	15000	13000	13000	13000	13000	13000
T445711	16.00-25	199A5	36	TL	11.25/2.0	11.25/2.0 IF, 13.00/2.0	453	1537	694	4606	1000	1000	57	E-4	T55810	518	20400	17680	17680	17680	17680	17680
T445637	18.00-25	207A5	40	TL	13.00/2.5	13.00/2.5 IF, 15.00/2.5	538	1667	765	5100	1000	1000	58	E-4	T55831	598	26250	22750	22750	22750	22750	22750
T445662	18.00-33	214A5	40	TL	13.00/2.5	13.00/2.5 IF	512	1866	849	5649	1000	1000	70	E-4		598	31800	27560	27560	27560	27560	27560

NOKIAN TYRES HTS G2 L-4S

HARD-WEARING REACH STACKER TIRE WITH SLICK, SMOOTH TREAD

- Deep, long-lasting smooth tread for extensive tire service life and puncture resistance.
- Bias carcass structure improves the tire stability and enables effective loading operations.
- Harbour-specific tread compound enables excellent service life.



AVAILABLE SIZES

- 18.00-25 - T445638
- 18.00-33 - T445663

NOKIAN TYRES HTS G2 L-4S

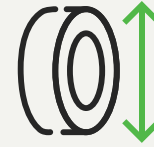
ALL SIZES

Product code	Size	LI/SS	Ply rating	TL/TT	Rim	Permitted rims	Width (mm)	Diameter (mm)	Loaded static radius (mm)	Rolling circumference (mm)	Pressure (kPa)	Max. inflation pressure (kPa)	Tread depth (mm)	Tread code	Tube product code	Min. dual spacing (mm)	Load capacity for load wheel, kg					
																	Speed (km/h)					
																	0	1	5	10	20	25
T445638	18.00-25	207A5	40	TL	13.00/2.5	13.00/2.5 IF, 15.00/2.5	538	1667	770	5000	1000	1000	59	L-4S	T55831	598	26250	22750	22750	22750	22750	22750
T445663	18.00-33	214A5	40	TL	13.00/2.5	13.00/2.5 IF	519	1860	849	5667	1000	1000	60	L-4S		598	31800	27560	27560	27560	27560	27560

NOKIAN TYRES HTS G2 L-5S

**LONG-LASTING FRONT TIRE FOR REACH
STACKERS – THE SMOOTH, EXTRA-DEEP
TREAD OFFERS MORE WORKING HOURS**

- Extra-deep, long-lasting smooth tread increases tread durability and puncture resistance.
- Bias carcass structure improves the tire stability and enables effective loading operations.
- Harbour-specific tread compound enables excellent service life.



AVAILABLE SIZES

- 18.00-25 - T445805



NOKIAN TYRES HTS G2 L-5S

ALL SIZES

Product code	Size	LI/SS	Ply rating	TL/TT	Rim	Permitted rims	Width (mm)	Diameter (mm)	Loaded static radius (mm)	Rolling circumference (mm)	Pressure (kPa)	Max. inflation pressure (kPa)	Tread depth (mm)	Tread code	Tube product code	Min. dual spacing (mm)	Load capacity for load wheel, kg					
																	Speed (km/h)					
																	0	1	5	10	20	25
T445805	18.00-25	207A5	40	TL	13.00/2.5	13.00/2.5 IF, 15.00/2.5	524	1669	745	5032	1000	1000	79	L-5S	T55831	598	26250	22750	22750	22750	22750	22750

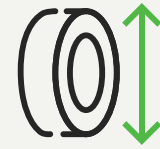
NOKIAN TYRES ARMOR GARD

LONG SERVICE LIFE FOR MATERIAL HANDLING MACHINES AND LOADERS

- Strong tire carcass enables precise steering and stability.
- Special rubber compound optimized for harbor use gives an excellent service life.
- Sturdy structure enables long service life as well as great retreading properties.



2026-05-25



AVAILABLE SIZES

- 12.00-20 - T445459

NOKIAN TYRES ARMOR GARD

ALL SIZES

Product code	Size	LI/SS	Ply rating	TL/TT	Rim	Permitted rims	Width (mm)	Diameter (mm)	Loaded static radius (mm)	Rolling circumference (mm)	Pressure (kPa)	Max. inflation pressure (kPa)	Tread depth (mm)	Tread code	Tube product code	Min. dual spacing (mm)	Load capacity for load wheel, kg						
																	Speed (km/h)						
																	0	1	5	10	20	25	
T445459	12.00-20	176A5 (176A5)	20	TT	8.5	9.0	329	1149	521	3431	1000	1000	25.5	E-2	T52810	378	10720	9230	9230	9230	9230	9230	9230

NOKIAN TYRES RTG

MORE AGILITY AND DURABILITY FOR THE RTG CRANES

- Tread pattern and tire shape that allow the wheel to turn more easily.
- Low heat build-up slows down tire wear and gives it more operating hours.
- Special rubber compound optimized for harbour use.



AVAILABLE SIZES

- 14.00-24 - T445471

NOKIAN TYRES RTG

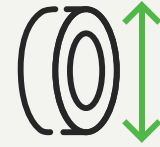
ALL SIZES

Product code	Size	LI/SS	Ply rating	TL/TT	Rim	Permitted rims	Width (mm)	Diameter (mm)	Loaded static radius (mm)	Rolling circumference (mm)	Pressure (kPa)	Max. inflation pressure (kPa)	Tread depth (mm)	Tread code	Tube product code	Min. dual spacing (mm)	Load capacity, kg				
																	Speed (km/h)				
																	0	5	10	20	25
T445471	14.00-24	188A5	28	TL	10.00W	10.00WA, 10.00VA	392	1363	629	4147	1000	1000	23	E-2	T55767	450	15000	13000	13000	13000	13000

NOKIAN TYRES HTS TUGGER

MASSIVE LOAD CAPACITY FOR TERMINAL TRACTORS

- Sturdy multi-layer structure enables exceptional load-bearing capacity.
- Optimized for predictable handling.
- Designed to be as low as possible without compromising other qualities, making it ideal for terminal tractor use.



AVAILABLE SIZES

- 315/60R22.5 - T445221

NOKIAN TYRES HTS TUGGER

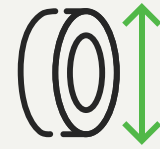
ALL SIZES

Product code	Size	LI/SS	Reinforced code	TL/TT	Rim	Permitted rims	Width (mm)	Diameter (mm)	Loaded static radius (mm)	Rolling circumference (mm)	Pressure (kPa)	Max. inflation pressure (kPa)	Tread depth (mm)	Tread code	Min. dual spacing (mm)	Load capacity, kg					
																Speed (km/h)					
																1	5	10	20	25	35
T445221	315/60R22.5	174A5	SB	TL	9.00	9.75	302	948	425	2890	1000	1000	21	IND-3	376	8710	8710	8710	7540	7540	6700

NOKIAN TYRES ARMOR GARD 2

PREMIUM STABILITY FOR URBAN EXCAVATION

- Strong tire carcass enables precise steering and stability by absorbing shocks and swings.
- Long service life due to wider, improved tread pattern.
- The sharp shoulders and straight sidewalls prevent sidewall damages.



AVAILABLE SIZES

- 10.00-20 - T445649
- 11.00-20 - T445650

NOKIAN TYRES ARMOR GARD 2

ALL SIZES

Product code	Size	LI/SS	Ply rating	TL/TT	Rim	Permitted rims	Width (mm)	Diameter (mm)	Loaded static radius (mm)	Rolling circumference (mm)	Pressure (kPa)	Max. inflation pressure (kPa)	Tread depth (mm)	Tread code	Tube product code	Min. dual spacing (mm)	Load capacity, kg					
																	Speed (km/h)					
																	25	30	35	40	45	50
T445649	10.00-20	148B (164A5)	16	TT	7.5	8.0	283	1066	500	3173	750	900	21	E-2	T52620	334	4000	3845	3685	3495	3340	3150
T445650	11.00-20	151B (170A5)	16	TT	8.0	8.5	306	1106	518	3361	750	900	23	E-2	T52720	352	4380	4210	4035	3830	3655	3450

EARTHMOVING AND ROAD MAINTENANCE TIRES

WHEEL LOADER



85
Nokian Tyres
Ground King
Loader



87
Nokian Tyres
Hakkapeliitta
Loader



89
Nokian Tyres
Loader Grip



91
Nokian Tyres
Loader Grip 2

BACKHOE LOADER



93
Nokian Tyres
Ground Kare



95
Nokian Tyres
Ground Kare
Semi-Slick

ROAD GRADER



87
Nokian Tyres
Hakkapeliitta
Loader

WHEELED EXCAVATOR



97
Nokian Tyres
Armor Gard 2



99
Nokian Tyres
Excavator



93
Nokian Tyres
Ground Kare

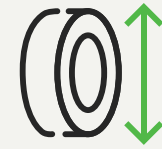
NOKIAN TYRES GROUND KING LOADER

STABLE AND VERSATILE LOADER TIRE WITH EXCELLENT SOFT SOIL GRIP AND ROAD HANDLING

- The Hybrilug™ technology combines the advantages of block and lug pattern, enabling smooth and silent ride on various terrains.
- Excellent self-cleaning properties improve grip for increased productivity on soft soil.
- Accurate, stable and comfortable working is ensured by the strong radial carcass with tough shoulders.



2026-05-25



AVAILABLE SIZES

- 20.5R25 - T445796

NOKIAN TYRES GROUND KING LOADER

ALL SIZES

Product code	Size	LI/SS	Ply rating	Reinforced code	TL/TT	Rim	Permitted rims	Width (mm)	Diameter (mm)	Loaded static radius (mm)	Rolling circumference (mm)	Pressure (kPa)	Max. inflation pressure (kPa)	Tread depth (mm)	Tread code	Min. dual spacing (mm)	Load capacity, kg					
																	Speed (km/h)					
																	20	25	30	35	40	50
T445796	20.5R25	186A2	★	SB	TL	17.00/2.0	17.00/2.0IF, 17.00/1.7	516	1488	645	4506	450	450	48	L-3	624	7980	7600	7315	7030	6650	5985

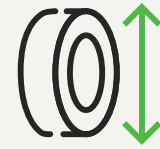
NOKIAN TYRES HAKKAPELIITTA LOADER

ALL-SEASON WHEEL LOADER TIRE WITH GREAT WINTER GRIP

- Aggressive tread design with dense siping gives you the best possible grip on snow and ice.
- All-new rubber compound and non-directional tire tread design ensure long service life and even wear.
- Re-designed carcass structure gives more lifetime and better stability.



2026-05-25



AVAILABLE SIZES

- 14.00R24 - T445691
- 17.5R25 - T445590
- 20.5R25 - T445591
- 23.5R25 - T445592

NOKIAN TYRES HAKKAPELIITTA LOADER

ALL SIZES FOR ROAD GRADER

Product code	Size	LI/SS	Ply rating	Reinforced code	TL/TT	Rim	Permitted rims	Width (mm)	Diameter (mm)	Loaded static radius (mm)	Rolling circumference (mm)	Pressure (kPa)	Max. inflation pressure (kPa)	Tread depth (mm)	Tread code	Tube product code	Min. dual spacing (mm)	M+S	Load capacity, kg				
																			Speed (km/h)				
																			0	10	20	30	40
T445691	14.00R24	153A8 (176A2)	★	SB	TL	8.00TG	10.00VA, 10.00WA, 10.00W	380	1363	624	4159	375	550	24	L-2	T55767	434	Yes	3650	3650	3650	3650	3650

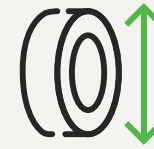
ALL SIZES FOR WHEEL LOADER

Product code	Size	LI/SS	Ply rating	Reinforced code	TL/TT	Rim	Permitted rims	Width (mm)	Diameter (mm)	Loaded static radius (mm)	Rolling circumference (mm)	Pressure (kPa)	Max. inflation pressure (kPa)	Tread depth (mm)	Tread code	Tube product code	Min. dual spacing (mm)	M+S	Load capacity, kg					
																			Speed (km/h)					
																			20	25	30	35	40	50
T445590	17.5R25	176A2 (153A8)	★	SB	TL	14.00/1.5	14.00/1.3 DC, 13.00/1.4 DC	440	1344	593	4078	450	450	28	L-2	T55867	534	Yes	5965	5680	5465	5255	4970	4475
T445591	20.5R25	186A2 (168B)	★	SB	TL	17.00/2.0	17.00/2.0IF, 17.00/1.7	538	1487	650	4509	450	450	32	L-2		624	Yes	7980	7600	7315	7030	6650	5985
T445592	23.5R25	195A2 (176B)	★	SB	TL	19.50/2.5	19.50/2.5IF	615	1611	695	4850	450	450	35	L-2		716	Yes	10205	9720	9355	8990	8505	7655

NOKIAN TYRES LOADER GRIP

STURDY GRIP FOR WHEEL LOADERS AND EARTHMOVING MACHINES

- Sturdy, hard-wearing structure for excellent mileage.
- Comfortable driving response for efficient working.
- Good winter grip makes the tire highly suitable for year-round use.



AVAILABLE SIZES

- 17.5R25 - T445255
- 20.5R25 - T445171
- 23.5R25 - T445223



NOKIAN TYRES LOADER GRIP

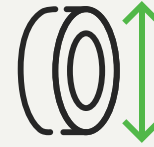
ALL SIZES

Product code	Size	LI/SS	Ply rating	Reinforced code	TL/TT	Rim	Permitted rims	Width (mm)	Diameter (mm)	Loaded static radius (mm)	Rolling circumference (mm)	Pressure (kPa)	Max. inflation pressure (kPa)	Tread depth (mm)	Tread code	Tube product code	Min. dual spacing (mm)	M+S	Load capacity, kg					
																			Speed (km/h)					
																			20	25	30	35	40	50
T445255	17.5R25	176A2 (157B)	★	SB	TL	14.00/1.5	14.00/1.3 DC, 13.00/1.4 DC	450	1340	594	4059	450	450	28	L-3	T55867	534	Yes	5965	5680	5465	5255	4970	4475
T445171	20.5R25	186A2 (168B)	★	SB	TL	17.00/2.0	17.00/2.0IF, 17.00/1.7	532	1493	648	4500	450	450	31	L-3		624	Yes	7980	7600	7315	7030	6650	5985
T445223	23.5R25	195A2 (176B)	★	SB	TL	19.50/2.5	19.50/2.5IF	630	1607	700	4880	450	450	34	L-3		716	Yes	10205	9720	9355	8990	8505	7655

NOKIAN TYRES LOADER GRIP 2

ABSOLUTE GRIP AND DURABILITY FOR WHEEL LOADERS AND ADT MACHINES

- Specially for wheel loaders designed tread blocks create traction on soft gravel and on icy, slippery roads.
- Excellent mileage and sidewall protection against sidewall slashes and abrasions.
- Stability on every terrain due to wide tire contact area and the block-patterned tread.



AVAILABLE SIZES

- 15.5R25 - T445463



NOKIAN TYRES LOADER GRIP 2

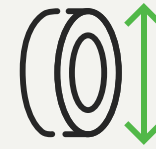
ALL SIZES

Product code	Size	LI/SS	Ply rating	Reinforced code	TL/TT	Rim	Permitted rims	Width (mm)	Diameter (mm)	Loaded static radius (mm)	Rolling circumference (mm)	Pressure (kPa)	Max. inflation pressure (kPa)	Tread depth (mm)	Tread code	Min. dual spacing (mm)	M+S	Load capacity, kg					
																		Speed (km/h)					
																		20	25	30	35	40	50
T445463	15.5R25	169A2 (152B)	★	SB	TL	12.00/1.3	13.00/1.4 (DC)	387	1280	569	3885	450	450	23	L-3	473	Yes	4870	4640	4465	4290	4060	3655

NOKIAN TYRES GROUND KARE

EXCAVATOR AND BACKHOE LOADER TIRE FOR VERSATILE CONTRACTING WORK

- The tread design enables low surface pressure, great traction and smooth, comfortable driving on road.
- The high load-bearing capacity enables the use of heavy auxiliary equipment.
- The special design adds stability by absorbing swings and shocks.



AVAILABLE SIZES

- 500/45-22.5 - T445868
- 600/40-22.5 - T445828
- 600/50-22.5 - T445798
- 650/45-22.5 - T445664
- 710/40-22.5 - T445799
- 620/60B30 - T445802
- 620/60B34 - T445668

NOKIAN TYRES GROUND KARE

ALL SIZES FOR WHEELED EXCAVATOR

Product code	Size	LI/SS	Ply rating	Reinforced code	TL/TT	Rim	Permitted rims	Width (mm)	Diameter (mm)	Loaded static radius (mm)	Rolling circumference (mm)	SRI	Pressure (kPa)	Max. inflation pressure (kPa)	Tread depth (mm)	Tube product code	Min. dual spacing (mm)	Load capacity for constant load, kg					
																		Speed (km/h)					
																		25	30	35	40	45	50
T445868	500/45-22.5	160A8	24	SF	TL	AG16.00	AG18.00	499	1036	472	3126	500	600	600	24	T56435	566	4770	4680	4590	4500	4320	4095
T445828	600/40-22.5	167A8	24	SF	TL	AG20.00		585	1063	484	3206	500	600	600	25	T55089	721	5775	5670	5560	5450	5230	4960
T445798	600/50-22.5	173A8	24	SF	TL	AG20.00		603	1156	511	3495	550	600	600	26	T55089	721	6890	6760	6630	6500	6240	5915
T445664	650/45-22.5	175A8	24	SF	TL	AG22.00	AG20.00	663	1146	524	3493	550	600	600	26	T55092	774	7315	7175	7040	6900	6625	6280
T445799	710/40-22.5	173A8	24	SF	TL	AG24.00		698	1145	505	3478	550	550	550	26	T55092	872	6890	6760	6630	6500	6240	5915

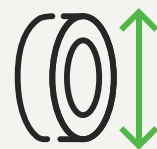
ALL SIZES FOR BACKHOE LOADER

Product code	Size	LI/SS	Reinforced code	TL/TT	Rim	Permitted rims	Width (mm)	Diameter (mm)	Loaded static radius (mm)	Rolling circumference (mm)	Pressure (kPa)	Max. inflation pressure (kPa)	Tread depth (mm)	Tube product code	Load capacity for constant load, kg					
															Speed (km/h)					
															25	30	35	40	45	50
T445802	620/60B30	176A8 (173B)	SB	TL	DW20B	DW18L	623	1500	667	4560	450	450	25	T55371	7525	7385	7240	7100	6815	6460
T445668	620/60B34	178A8 (175B)	SB	TL	DW20B	DW18L	630	1608	750	4907	450	450	25	T55395	7950	7800	7650	7500	7200	6825

NOKIAN TYRES GROUND KARE SEMI-SLICK

EXTENDED SERVICE LIFE AND STABILITY FOR RAILWAY USE

- The unique structure of the Nokian Tyres Ground Kare Semi-Slick tire has been optimized to offer a much longer service life than regular backhoe loader tires.
- With stable, shock absorbing structure and high load-bearing capacity, Nokian Tyres Ground Kare Semi-Slick tire gives digging work a stable foundation and enables the use of heavy work attachments.
- Its tread pattern with larger blocks in the center makes driving more comfortable, and the stable structure improves the overall handling of the backhoe loader.



AVAILABLE SIZES

- 620/60B34 - T445688



NOKIAN TYRES GROUND KARE SEMI-SLICK

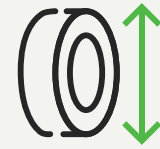
ALL SIZES

Product code	Size	LI/SS	Reinforced code	TL/TT	Rim	Permitted rims	Width (mm)	Diameter (mm)	Loaded static radius (mm)	Rolling circumference (mm)	Pressure (kPa)	Max. inflation pressure (kPa)	Tread depth (mm)	Tube product code	Load capacity for constant load, kg					
															Speed (km/h)					
															25	30	35	40	45	50
T445688	620/60B34	178A8 (175B)	SB	TL	DW20B	DW18L	631	1609	749	4901	450	450	25	T55395	7950	7800	7650	7500	7200	6825

NOKIAN TYRES ARMOR GARD 2

PREMIUM STABILITY FOR URBAN EXCAVATION

- Strong tire carcass enables precise steering and stability by absorbing shocks and swings.
- Long service life due to wider, improved tread pattern.
- The sharp shoulders and straight sidewalls prevent sidewall damages.



AVAILABLE SIZES

- 10.00-20 - T445649
- 11.00-20 - T445650

NOKIAN TYRES ARMOR GARD 2

ALL SIZES

Product code	Size	LI/SS	Ply rating	TL/TT	Rim	Permitted rims	Width (mm)	Diameter (mm)	Loaded static radius (mm)	Rolling circumference (mm)	Pressure (kPa)	Max. inflation pressure (kPa)	Tread depth (mm)	Tread code	Tube product code	Min. dual spacing (mm)	Load capacity, kg					
																	Speed (km/h)					
																	25	30	35	40	45	50
T445649	10.00-20	148B (164A5)	16	TT	7.5	8.0	283	1066	500	3173	750	900	21	E-2	T52620	334	4000	3845	3685	3495	3340	3150
T445650	11.00-20	151B (170A5)	16	TT	8.0	8.5	306	1106	518	3361	750	900	23	E-2	T52720	352	4380	4210	4035	3830	3655	3450

NOKIAN TYRES EXCAVATOR

EXCAVATOR TIRE FOR SOFT SURFACES

- Excellent self-cleaning properties with curvy lug design improve traction on soft surfaces.
- High load-bearing capacity and improved stability.
- Steel fortified against punctures with a reinforced shoulder for a long service life.



AVAILABLE SIZES

- 600/50-22.5 - T445604
- 710/40-22.5 - T445606
- 650/45-22.5 - T445605

NOKIAN TYRES EXCAVATOR

ALL SIZES

Product code	Size	LI/SS	Ply rating	Reinforced code	TL/TT	Rim	Permitted rims	Width (mm)	Diameter (mm)	Loaded static radius (mm)	Rolling circumference (mm)	SRI	Pressure (kPa)	Max. inflation pressure (kPa)	Tread depth (mm)	Tube product code	Min. dual spacing (mm)	Load capacity for constant load, kg					
																		Speed (km/h)					
																		25	30	35	40	45	50
T445604	600/50-22.5	173A8	24	SF	TL	AG20.00		583	1149	517	3531	550	600	600	40	T55089	721	6890	6760	6630	6500	6240	5915
T445605	650/45-22.5	175A8	24	SF	TL	AG22.00	AG20.00	643	1148	515	3525	550	600	600	40	T55092	774	7315	7175	7040	6900	6625	6280
T445606	710/40-22.5	173A8	24	SF	TL	AG24.00		685	1153	518	3525	550	550	550	40	T55092	872	6890	6760	6630	6500	6240	5915

ALL TERRAIN TRUCKS AND MILITARY VEHICLES TIRES

ALL-TERRAIN TRUCK, MILITARY VEHICLE



102

**Nokian Tyres
MPT Agile**



104

**Nokian Tyres
MPT Agile 2**

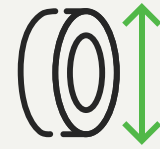
NOKIAN TYRES MPT AGILE

ON AND OFF ROAD AGILITY

- The open arrow-shaped tread pattern ensures good self-cleaning, ensuring grip under demanding circumstances.
- Improved grip on soft surfaces such as mud and snow.
- Exceptional mobility.



2026105-25



AVAILABLE SIZES

- 365/80R20 - T445431

NOKIAN TYRES MPT AGILE

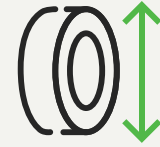
ALL SIZES

Product code	Size	LI/SS	Reinforced code	TL/TT	Rim	Permitted rims	Width (mm)	Diameter (mm)	Loaded static radius (mm)	Rolling circumference (mm)	Pressure (kPa)	Max. inflation pressure (kPa)	Tread depth (mm)	M+S	Load capacity for highway service, kg					
															Speed (km/h)					
															40	50	60	70	80	90
T445431	365/80R20	152G	SB	TL	11	11 SDC, 12, 12 SDC	360	1092	505	3343	625	625	20	Yes	3800	3730	3730	3730	3690	3550

NOKIAN TYRES MPT AGILE 2

NEW GENERATION TIRE FOR SPECIAL ON AND OFF ROAD VEHICLES

- Improved grip on soft surfaces such as mud and snow.
- Good steering response and stable handling on different terrains and speeds.
- Symmetrical tread pattern is designed to perform equally well regardless of the tires' rotational direction.



AVAILABLE SIZES

- 14.00R20 - T445651

NOKIAN TYRES MPT AGILE 2

ALL SIZES

Product code	Size	LI/SS	Reinforced code	TL/TT	Rim	Permitted rims	Width (mm)	Diameter (mm)	Loaded static radius (mm)	Rolling circumference (mm)	Pressure (kPa)	Max. inflation pressure (kPa)	Tread depth (mm)	Tube product code	M+S	Load capacity for highway service, kg					
																Speed (km/h)					
																40	50	60	70	80	90
T445651	14.00R20	164G	SB	TL	10.00V	10.00W	400	1265	588	3989	760	760	25	T52920	Yes	5350	5250	5250	5250	5200	5000

TRUCKS AND BUSES TIRES

STEER



107
Nokian Tyres
Hakkapeliitta
City Bus



110
Nokian Tyres
Hakkapeliitta
Truck F2



113
Nokian Tyres
Hakka City Bus



115
Nokian Tyres
Hakka Truck
Coach



117
Nokian Tyres
Hakka Truck
Steer



120
Nokian Tyres
Hakka Truck
Steer 2



122
Nokian Tyres
E-Truck Steer



125
Nokian Tyres
E-Truck Steer
17.5



127
Nokian Tyres
E-Truck Steer
19.5



129
Nokian Tyres
R-Truck Steer

DRIVE



131
Nokian Tyres
Hakkapeliitta
Truck D



133
Nokian Tyres
Hakkapeliitta
Truck D2



135
Nokian Tyres
Hakkapeliitta
Truck E2



138
Nokian Tyres
Hakka Truck
Drive



141
Nokian Tyres
Hakka Truck
Drive 2



143
Nokian Tyres
E-Truck Drive



146
Nokian Tyres
E-Truck Drive
17.5



148
Nokian Tyres
E-Truck Drive
19.5



150
Nokian Tyres
R-Truck Drive

TRAILER



152
Nokian Tyres
Hakkapeliitta
Truck T



154
Nokian Tyres
Hakka Truck
844+



156
Nokian Tyres
Hakka Truck
Trailer



158
Nokian Tyres
Hakka Truck
Trailer 2



160
Nokian Tyres
E-Truck
Trailer



164
Nokian Tyres
R-Truck
Trailer

NOKIAN TYRES HAKKAPELIITTA CITY BUS

WINTER TIRE FOR CITY BUSES – DURABILITY AND EXCELLENT GRIP IN URBAN WINTER CONDITIONS

- Excellent winter grip in urban conditions.
- Reinforced sidewalls protect the tire against curbs.
- Siping designed for minimal heel/toe wear.



AVAILABLE SIZES

- 275/70R22.5 - T675218
- 275/70R22.5 - T675330
- 295/80R22.5 - T675240
- 295/80R22.5 - T675356

NOKIAN TYRES HAKKAPELIITTA CITY BUS

ALL SIZES

Product code	Size	LI/SS	TL/TT	Rim	Permitted rims	Width (mm)	Diameter (mm)	Loaded static radius (mm)	Rolling circumference (mm)	Pressure (kPa)	Tread depth (mm)	Min. dual spacing (mm)	Rolling resistance	Wet grip	Noise class	Noise (dB)	M+S	Snow grip marking (3PMSF)
T675218	275/70R22.5	150/148J (152/148E)	TL	8.25	7.50	275	969	455	2945	900	20.5	311	D	B	B	72	Yes	Yes
T675330	275/70R22.5	152/149J (150/148K)	TL	8.25	7.50	281	971	450	2922	900	20.5	311	D	B	A	70	Yes	Yes
T675240	295/80R22.5	152/148J (154/150E)	TL	9.00	8.25	298	1044	491	3204	850	17	335	D	B	B	75	Yes	Yes
T675356	295/80R22.5	154/149J	TL	9.00	8.25	303	1056	489	3184	850	18.5	335	C	B	B	72	Yes	Yes

LOAD CAPACITIES

Product code	Size	Fitting	Reference speed km/h	Maximum load capacity per axle (kg) at various cold inflation pressures (kPa)										
				650	675	700	725	750	775	800	825	850	875	900
T675218	275/70R22.5	Single	70	5470	5640	5810	5970	6140	6300	6460	6620	6780	6940	7100
		Dual	70	9710	10010	10310	10600	10890	11180	11470	11750	12040	12320	12600
		Single	100	5160	5320	5480	5640	5790	5940	6100	6250	6400	6550	6700
		Dual	100	9710	10010	10310	10600	10890	11180	11470	11750	12040	12320	12600
T675330	275/70R22.5	Single	100	5470	5640	5810	5970	6140	6300	6460	6620	6780	6940	7100
		Dual	100	10020	10330	10630	10940	11240	11530	11830	12130	12420	12710	13000
		Single	110	5160	5320	5480	5640	5790	5940	6100	6250	6400	6550	6700
		Dual	110	9710	10010	10310	10600	10890	11180	11470	11750	12040	12320	12600
T675240	295/80R22.5	Single	70	6050	6240	6420	6600	6790	6970	7140	7320	7500		
		Dual	70	10810	11140	11470	11800	12120	12450	12770	13080	13400		
		Single	100	5730	5900	6080	6250	6420	6590	6760	6930	7100		
		Dual	100	10170	10480	10790	11090	11400	11700	12000	12300	12600		
T675356	295/80R22.5	Single	100	6050	6240	6420	6600	6790	6970	7140	7320	7500		

Product code	Size	Fitting	Reference speed km/h	Maximum load capacity per axle (kg) at various cold inflation pressures (kPa)										
				650	675	700	725	750	775	800	825	850	875	900
		Dual	100	10490	10810	11130	11450	11760	12070	12380	12690	13000		

Note! The inflation pressures given in the table are minimum values. It is recommended to use 0.5-1.0 bar higher values to compensate the effect of temperature variation and possible pressure gauge error, but not more than 9.0 bar should be used.

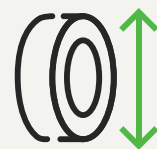
NOKIAN TYRES HAKKAPELIITTA TRUCK F2

WINTER STEER AXLE TIRE - GRIP FOR DEMANDING WINTER CONDITIONS IN REGIONAL AND LONG-DISTANCE TRANSPORT

- Aggressive pattern, deep grooves and a new shoulder design enable reference-level grip and good self-cleaning.
- Improved Spiral Sipe System keeps the siping effective even when the tire wears down.
- New, large stone ejectors protect the tire from stone trapping.



2026-05-25



AVAILABLE SIZES

- 295/80R22.5 - T675041
- 295/80R22.5 - T675310
- 315/70R22.5 - T675040
- 315/70R22.5 - T675300
- 315/80R22.5 - T675039
- 315/80R22.5 - T675319
- 385/55R22.5 - T675276
- 385/55R22.5 - T675311
- 385/65R22.5 - T675038
- 385/65R22.5 - T675237
- 385/65R22.5 - T675291

NOKIAN TYRES HAKKAPELIITTA TRUCK F2

ALL SIZES

Product code	Size	LI/SS	TL/TT	Rim	Permitted rims	Width (mm)	Diameter (mm)	Loaded static radius (mm)	Rolling circumference (mm)	Pressure (kPa)	Tread depth (mm)	Min. dual spacing (mm)	Rolling resistance	Wet grip	Noise class	Noise (dB)	M+S	Snow grip marking (3PMSF)
T675041	295/80R22.5	154/149M	TL	9.00	8.25	297	1054	491	3203	850	15	335	D	B	A	71	Yes	Yes
T675310	295/80R22.5	154/149M	TL	9.00	8.25	304	1053	487	3184	850	15	335	C	B	A	71	Yes	Yes
T675040	315/70R22.5	156/150L (154/150M)	TL	9.00	9.75	312	1021	471	3103	900	14	351	D	C	A	71	Yes	Yes
T675300	315/70R22.5	156/150L (154/150M)	TL	9.00	9.75	311	1011	466	3093	900	14.5	351	C	B	A	71	Yes	Yes
T675039	315/80R22.5	156/150L (154/150M)	TL	9.00	9.75	312	1078	501	3277	850	16	351	D	B	B	73	Yes	Yes
T675319	315/80R22.5	156/150L (154/150M)	TL	9.00	9.75	311	1086	504	3282	850	16	351	C	B	A	71	Yes	Yes
T675276	385/55R22.5	160K	TL	11.75	12.25	381	1003	467	3049	900	13.5		C	B	B	73	Yes	Yes
T675311	385/55R22.5	160K	TL	11.75	12.25	378	992	456	3018	900	15.5		C	A	A	71	Yes	Yes
T675038	385/65R22.5	160K (158L)	TL	11.75	12.25	376	1086	502	3301	900	16		E	B	B	73	Yes	Yes
T675237	385/65R22.5	164K	TL	11.75	12.25	381	1084	501	3295	900	16		C	B	B	75	Yes	Yes
T675291	385/65R22.5	164K	TL	11.75	12.25	386	1074	493	3248	900	16		C	A	B	72	Yes	Yes

LOAD CAPACITIES

Product code	Size	Fitting	Reference speed km/h	Maximum load capacity per axle (kg) at various cold inflation pressures (kPa)										
				650	675	700	725	750	775	800	825	850	875	900
T675041	295/80R22.5	Single	130	6050	6240	6420	6600	6790	6970	7140	7320	7500		
		Dual	130	10490	10810	11130	11450	11760	12070	12380	12690	13000		
T675310	295/80R22.5	Single	130	6050	6240	6420	6600	6790	6970	7140	7320	7500		
		Dual	130	10490	10810	11130	11450	11760	12070	12380	12690	13000		
T675040	315/70R22.5	Single	120	6170	6360	6540	6730	6910	7100	7280	7460	7640	7820	8000
		Dual	120	10330	10650	10960	11270	11580	11890	12200	12500	12800	13100	13400
		Single	130	5780	5960	6130	6310	6480	6650	6830	7000	7160	7330	7500
		Dual	130	10330	10650	10960	11270	11580	11890	12200	12500	12800	13100	13400
T675300	315/70R22.5	Single	120	6170	6360	6540	6730	6910	7100	7280	7460	7640	7820	8000

Product code	Size	Fitting	Reference speed km/h	Maximum load capacity per axle (kg) at various cold inflation pressures (kPa)										
				650	675	700	725	750	775	800	825	850	875	900
		Dual	120	10330	10650	10960	11270	11580	11890	12200	12500	12800	13100	13400
		Single	130	6050	6240	6420	6600	6790	6970	7140	7320	7500		
		Dual	130	10810	11140	11470	11800	12120	12450	12770	13080	13400		
T675039	315/80R22.5	Single	120	6450	6650	6850	7040	7240	7430	7620	7810	8000		
		Dual	120	11070	11410	11750	12080	12420	12750	13070	13400			
		Single	130	6200	6390	6580	6760	6950	7130	7320	7500			
		Dual	130	11070	11410	11750	12080	12420	12750	13070	13400			
T675319	315/80R22.5	Single	120	6450	6650	6850	7040	7240	7430	7620	7810	8000		
		Dual	120	10810	11140	11470	11800	12120	12450	12770	13080	13400		
		Single	130	6200	6390	6580	6760	6950	7130	7320	7500			
		Dual	130	11070	11410	11750	12080	12420	12750	13070	13400			
T675276	385/55R22.5	Single	110	7260	7480	7710	7920	8140	8360	8570	8790	9000		
		Single	110	6940	7150	7360	7570	7780	7990	8190	8390	8600	8800	9000
T675311	385/55R22.5	Single	110	6940	7150	7360	7570	7780	7990	8190	8390	8600	8800	9000
T675038	385/65R22.5	Single	110	6940	7150	7360	7570	7780	7990	8190	8390	8600	8800	9000
		Single	120	6860	7070	7280	7480	7690	7890	8100	8300	8500		
T675237	385/65R22.5	Single	110	7710	7940	8180	8410	8640	8870	9100	9330	9550	9780	10000
T675291	385/65R22.5	Single	110	7710	7940	8180	8410	8640	8870	9100	9330	9550	9780	10000

Note! The inflation pressures given in the table are minimum values. It is recommended to use 0.5-1.0 bar higher values to compensate the effect of temperature variation and possible pressure gauge error, but not more than 9.0 bar should be used.

NOKIAN TYRES HAKKA CITY BUS

ALL-WEATHER TIRE FOR ALL AXLES – DURABILITY AND ALL-WEATHER PERFORMANCE FOR CITY BUSES

- Specifically designed for the modern urban needs. Increased load capacity.
- Reinforced sidewalls protect the tire against curb.
- Tread pattern for minimal heel/toe wear.



AVAILABLE SIZES

- 275/70R22.5 - T675318

NOKIAN TYRES HAKKA CITY BUS

ALL SIZES

Product code	Size	LI/SS	TL/TT	Rim	Permitted rims	Width (mm)	Diameter (mm)	Loaded static radius (mm)	Rolling circumference (mm)	Pressure (kPa)	Tread depth (mm)	Min. dual spacing (mm)	Rolling resistance	Wet grip	Noise class	Noise (dB)	M+S	Snow grip marking (3PMSF)
T675318	275/70R22.5	152/149J (150/148K)	TL	8.25	7.50	280	967	448	2922	900	18.5	311	D	B	A	71	Yes	Yes

LOAD CAPACITIES

Product code	Size	Fitting	Reference speed km/h	Maximum load capacity per axle (kg) at various cold inflation pressures (kPa)										
				650	675	700	725	750	775	800	825	850	875	900
T675318	275/70R22.5	Single	100	5470	5640	5810	5970	6140	6300	6460	6620	6780	6940	7100
		Dual	100	10020	10330	10630	10940	11240	11530	11830	12130	12420	12710	13000
		Single	110	5160	5320	5480	5640	5790	5940	6100	6250	6400	6550	6700
		Dual	110	9710	10010	10310	10600	10890	11180	11470	11750	12040	12320	12600

NOKIAN TYRES HAKKA TRUCK COACH

ALL-WEATHER TIRE FOR ALL AXLES – CONFIDENT GRIP AND COMFORT FOR LONG-DISTANCE BUSES

- Grip-improving siping with unique activators and optimized open pattern design.
- Rubber compound and tread pattern optimized for smooth, quiet rides.
- Long service life and even wear pattern. Rock Resistor grooves prevent stone trapping.



AVAILABLE SIZES

- 295/80R22.5 - T675271
- 315/80R22.5 - T675272
- 295/80R22.5 - T675355



NOKIAN TYRES HAKKA TRUCK COACH

ALL SIZES

Product code	Size	LI/SS	TL/TT	Rim	Permitted rims	Width (mm)	Diameter (mm)	Loaded static radius (mm)	Rolling circumference (mm)	Pressure (kPa)	Tread depth (mm)	Min. dual spacing (mm)	Rolling resistance	Wet grip	Noise class	Noise (dB)	M+S	Snow grip marking (3PMSF)
T675271	295/80R22.5	154/149M	TL	9.00	8.25	297	1055	491	3207	850	15.5	335	D	C	A	70	Yes	Yes
T675355	295/80R22.5	154/150M	TL	9.00	8.25	303	1055	490	3184	850	15.5	335	C	A	A	71	Yes	Yes
T675272	315/80R22.5	156/150L	TL	9.00	9.75	314	1078	501	3277	850	15.5	351	C	C	A	69	Yes	Yes

LOAD CAPACITIES

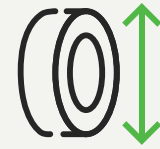
Product code	Size	Fitting	Reference speed km/h	Maximum load capacity per axle (kg) at various cold inflation pressures (kPa)								
				650	675	700	725	750	775	800	825	850
T675271	295/80R22.5	Single	130	6050	6240	6420	6600	6790	6970	7140	7320	7500
		Dual	130	10490	10810	11130	11450	11760	12070	12380	12690	13000
T675355	295/80R22.5	Single	130	6050	6240	6420	6600	6790	6970	7140	7320	7500
		Dual	130	10810	11140	11470	11800	12120	12450	12770	13080	13400
T675272	315/80R22.5	Single	120	6450	6650	6850	7040	7240	7430	7620	7810	8000
		Dual	120	10810	11140	11470	11800	12120	12450	12770	13080	13400

Note! The inflation pressures given in the table are minimum values. It is recommended to use 0.5-1.0 bar higher values to compensate the effect of temperature variation and possible pressure gauge error, but not more than 9.0 bar should be used.

NOKIAN TYRES HAKKA TRUCK STEER

ALL-WEATHER STEER AXLE TIRE - EXCELLENT MILEAGE FOR REGIONAL TRANSPORT

- Wide, slow-wearing tread for excellent mileage.
- New kind of sipe activators improve grip on snowy and wet surfaces.
- Stone ejectors protect the tire from stone trapping.



AVAILABLE SIZES

- 295/80R22.5 - T675221
- 315/60R22.5 - T675249
- 315/70R22.5 - T675220
- 315/70R22.5 - T675302
- 315/80R22.5 - T675214
- 385/55R22.5 - T675241
- 385/65R22.5 - T675222

NOKIAN TYRES HAKKA TRUCK STEER

ALL SIZES

Product code	Size	LI/SS	TL/TT	Rim	Permitted rims	Width (mm)	Diameter (mm)	Loaded static radius (mm)	Rolling circumference (mm)	Pressure (kPa)	Tread depth (mm)	Min. dual spacing (mm)	Rolling resistance	Wet grip	Noise class	Noise (dB)	M+S	Snow grip marking (3PMSF)
T675221	295/80R22.5	154/149M	TL	9.00	8.25	298	1047	488	3182	850	15.5	335	D	B	A	70	Yes	Yes
T675249	315/60R22.5	154/148L	TL	9.00	9.75	314	959	449	2915	900	13	344	C	B	B	72	Yes	Yes
T675220	315/70R22.5	156/150L (154/150M)	TL	9.00	9.75	312	1021	471	3103	900	14	351	C	B	A	70	Yes	Yes
T675302	315/70R22.5	156/150L (154/150M)	TL	9.00	9.75	312	1010	466	3093	900	14.5	351	C	B	A	70	Yes	Yes
T675214	315/80R22.5	156/150L (154/150M)	TL	9.00	9.75	314	1079	501	3280	850	15.5	351	D	B	A	70	Yes	Yes
T675241	385/55R22.5	160K	TL	11.75	12.25	384	1005	468	3055	900	15.5		D	C	A	70	Yes	Yes
T675222	385/65R22.5	160K (158L)	TL	11.75	12.25	376	1083	501	3292	900	15.5		C	B	A	70	Yes	Yes

LOAD CAPACITIES

Product code	Size	Fitting	Reference speed km/h	Maximum load capacity per axle (kg) at various cold inflation pressures (kPa)										
				650	675	700	725	750	775	800	825	850	875	900
T675221	295/80R22.5	Single	130	6050	6240	6420	6600	6790	6970	7140	7320	7500		
		Dual	130	10490	10810	11130	11450	11760	12070	12380	12690	13000		
T675249	315/60R22.5	Single	120	5780	5960	6130	6310	6480	6650	6830	7000	7160	7330	7500
		Dual	120	9710	10010	10310	10600	10890	11180	11470	11750	12040	12320	12600
T675220	315/70R22.5	Single	120	6170	6360	6540	6730	6910	7100	7280	7460	7640	7820	8000
		Dual	120	10330	10650	10960	11270	11580	11890	12200	12500	12800	13100	13400
		Single	130	5780	5960	6130	6310	6480	6650	6830	7000	7160	7330	7500
		Dual	130	10330	10650	10960	11270	11580	11890	12200	12500	12800	13100	13400
T675302	315/70R22.5	Single	120	6170	6360	6540	6730	6910	7100	7280	7460	7640	7820	8000
		Dual	120	10330	10650	10960	11270	11580	11890	12200	12500	12800	13100	13400
		Single	130	5780	5960	6130	6310	6480	6650	6830	7000	7160	7330	7500

Product code	Size	Fitting	Reference speed km/h	Maximum load capacity per axle (kg) at various cold inflation pressures (kPa)										
				650	675	700	725	750	775	800	825	850	875	900
		Dual	130	10330	10650	10960	11270	11580	11890	12200	12500	12800	13100	13400
T675214	315/80R22.5	Single	120	6450	6650	6850	7040	7240	7430	7620	7810	8000		
		Dual	120	11070	11410	11750	12080	12420	12750	13070	13400			
		Single	130	6200	6390	6580	6760	6950	7130	7320	7500			
		Dual	130	11070	11410	11750	12080	12420	12750	13070	13400			
T675241	385/55R22.5	Single	110	6940	7150	7360	7570	7780	7990	8190	8390	8600	8800	9000
T675222	385/65R22.5	Single	110	6940	7150	7360	7570	7780	7990	8190	8390	8600	8800	9000
		Single	120	6860	7070	7280	7480	7690	7890	8100	8300	8500		

Note! The inflation pressures given in the table are minimum values. It is recommended to use 0.5-1.0 bar higher values to compensate the effect of temperature variation and possible pressure gauge error, but not more than 9.0 bar should be used.

NOKIAN TYRES HAKKA TRUCK STEER 2

**ALL-WEATHER STEER AXLE TIRE –
EXCELLENT HANDLING AND MILEAGE
FOR LONG DISTANCE AND REGIONAL
TRANSPORT**

- New generation of the Hakka Truck range with improved mileage performance and low rolling resistance
- Unique center tread design with siping in two directions, even wear shape and excellent handling properties
- Deep siping in the center tread maintains grip when the tire wears down



AVAILABLE SIZES

- 315/60R22.5 - T675325
- 315/70R22.5 - T675316
- 315/80R22.5 - T675348
- 385/55R22.5 - T675349
- 385/65R22.5 - T675354



2026-05-25

NOKIAN TYRES HAKKA TRUCK STEER 2

ALL SIZES

Product code	Size	LI/SS	TL/TT	Rim	Permitted rims	Width (mm)	Diameter (mm)	Loaded static radius (mm)	Rolling circumference (mm)	Pressure (kPa)	Tread depth (mm)	Min. dual spacing (mm)	Rolling resistance	Wet grip	Noise class	Noise (dB)	M+S	Snow grip marking (3PMSF)
T675325	315/60R22.5	154/148L	TL	9.00	9.75	317	952	441	2879	900	14	344	C	B	A	70	Yes	Yes
T675316	315/70R22.5	156/150L	TL	9.00	9.75	312	1011	467	3093	900	14.5	351	C	A	A	71	Yes	Yes
T675348	315/80R22.5	156/150L	TL	9.00	9.75	314	1084	502	3282	850	15.5	351	C	A	A	71	Yes	Yes
T675349	385/55R22.5	160K	TL	11.75	12.25	379	990	456	3018	900	14.5		C	A	B	72	Yes	Yes
T675354	385/65R22.5	164K	TL	11.75	12.25	385	1071	492	3248	900	15		B	A	A	71	Yes	Yes

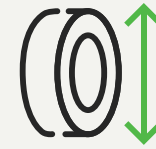
LOAD CAPACITIES

Product code	Size	Fitting	Reference speed km/h	Maximum load capacity per axle (kg) at various cold inflation pressures (kPa)										
				650	675	700	725	750	775	800	825	850	875	900
T675325	315/60R22.5	Single	120	5780	5960	6130	6310	6480	6650	6830	7000	7160	7330	7500
		Dual	120	9710	10010	10310	10600	10890	11180	11470	11750	12040	12320	12600
T675316	315/70R22.5	Single	120	6170	6360	6540	6730	6910	7100	7280	7460	7640	7820	8000
		Dual	120	10330	10650	10960	11270	11580	11890	12200	12500	12800	13100	13400
T675348	315/80R22.5	Single	120	6450	6650	6850	7040	7240	7430	7620	7810	8000		
		Dual	120	10810	11140	11470	11800	12120	12450	12770	13080	13400		
T675349	385/55R22.5	Single	110	6940	7150	7360	7570	7780	7990	8190	8390	8600	8800	9000
T675354	385/65R22.5	Single	110	7710	7940	8180	8410	8640	8870	9100	9330	9550	9780	10000

NOKIAN TYRES E-TRUCK STEER

ALL-SEASON STEER AXLE TIRE – GOOD GRIP AND MILEAGE FOR REGIONAL TRANSPORTS

- New type of zigzag-shaped grooves prevent stone trapping.
- Even wear pattern for good mileage.
- Spiral Sipe System adds grip on all roads.



AVAILABLE SIZES

- 295/80R22.5 - T675226
- 295/80R22.5 - T675336
- 315/70R22.5 - T675223
- 315/70R22.5 - T675297
- 315/80R22.5 - T675219
- 315/80R22.5 - T675308
- 385/55R22.5 - T675248
- 385/55R22.5 - T675333
- 385/65R22.5 - T675247
- 385/65R22.5 - T675332

NOKIAN TYRES E-TRUCK STEER

ALL SIZES

Product code	Size	LI/SS	TL/TT	Rim	Permitted rims	Width (mm)	Diameter (mm)	Loaded static radius (mm)	Rolling circumference (mm)	Pressure (kPa)	Tread depth (mm)	Min. dual spacing (mm)	Rolling resistance	Wet grip	Noise class	Noise (dB)	M+S	Snow grip marking (3PMSF)
T675226	295/80R22.5	152/148M	TL	9.00	8.25	298	1044	487	3173	850	13.5	335	C	B	A	70	Yes	Yes
T675336	295/80R22.5	154/149M	TL	9.00	8.25	303	1050	458	3212	850	14.5	335	C	B	A	71	Yes	Yes
T675223	315/70R22.5	154/150L (152/148M)	TL	9.00	9.75	318	1019	473	3097	900	13.5	351	C	A	A	70	Yes	Yes
T675297	315/70R22.5	156/150L	TL	9.00	9.75	309	1015	469	3097	900	15.5	351	C	B	A	71	Yes	Yes
T675219	315/80R22.5	156/150L (154/150M)	TL	9.00	9.75	314	1071	498	3255	850	14.5	351	C	A	A	69	Yes	Yes
T675308	315/80R22.5	156/150L	TL	9.00	9.75	316	1077	501	3297	850	15	351	B	B	A	71	Yes	Yes
T675248	385/55R22.5	160K	TL	11.75	12.25	381	999	465	3037	900	12.5		B	B	A	68	Yes	Yes
T675333	385/55R22.5	160K	TL	11.75	12.25	376	994	457	3040	900	14.5		B	B	A	70	Yes	Yes
T675247	385/65R22.5	160K	TL	11.75	12.25	378	1078	498	3277	900	13.5		C	B	A	71	Yes	Yes
T675332	385/65R22.5	164K	TL	11.75	12.25	375	1073	493	3282	900	14.5		C	B	A	70	Yes	Yes

LOAD CAPACITIES

Product code	Size	Fitting	Reference speed km/h	Maximum load capacity per axle (kg) at various cold inflation pressures (kPa)										
				650	675	700	725	750	775	800	825	850	875	900
T675226	295/80R22.5	Single	130	5730	5900	6080	6250	6420	6590	6760	6930	7100		
		Dual	130	10170	10480	10790	11090	11400	11700	12000	12300	12600		
T675336	295/80R22.5	Single	130	6050	6240	6420	6600	6790	6970	7140	7320	7500		
		Dual	130	10490	10810	11130	11450	11760	12070	12380	12690	13000		
T675223	315/70R22.5	Single	120	5780	5960	6130	6310	6480	6650	6830	7000	7160	7330	7500
		Dual	120	10330	10650	10960	11270	11580	11890	12200	12500	12800	13100	13400
		Single	130	5730	5900	6080	6250	6420	6590	6760	6930	7100		
		Dual	130	10170	10480	10790	11090	11400	11700	12000	12300	12600		
T675297	315/70R22.5	Single	120	6170	6360	6540	6730	6910	7100	7280	7460	7640	7820	8000

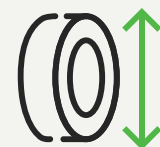
Product code	Size	Fitting	Reference speed km/h	Maximum load capacity per axle (kg) at various cold inflation pressures (kPa)										
				650	675	700	725	750	775	800	825	850	875	900
		Dual	120	10330	10650	10960	11270	11580	11890	12200	12500	12800	13100	13400
T675219	315/80R22.5	Single	120	6450	6650	6850	7040	7240	7430	7620	7810	8000		
		Dual	120	11070	11410	11750	12080	12420	12750	13070	13400			
		Single	130	6200	6390	6580	6760	6950	7130	7320	7500			
		Dual	130	11070	11410	11750	12080	12420	12750	13070	13400			
T675308	315/80R22.5	Single	120	6450	6650	6850	7040	7240	7430	7620	7810	8000		
		Dual	120	10810	11140	11470	11800	12120	12450	12770	13080	13400		
T675248	385/55R22.5	Single	110	6940	7150	7360	7570	7780	7990	8190	8390	8600	8800	9000
T675333	385/55R22.5	Single	110	6940	7150	7360	7570	7780	7990	8190	8390	8600	8800	9000
T675247	385/65R22.5	Single	110	6940	7150	7360	7570	7780	7990	8190	8390	8600	8800	9000
T675332	385/65R22.5	Single	110	7710	7940	8180	8410	8640	8870	9100	9330	9550	9780	10000

Note! The inflation pressures given in the table are minimum values. It is recommended to use 0.5-1.0 bar higher values to compensate the effect of temperature variation and possible pressure gauge error, but not more than 9.0 bar should be used.

NOKIAN TYRES E-TRUCK STEER 17.5

ALL-SEASON STEER AXLE TIRE - STABILITY FOR LIGHT AND MEDIUM TRANSPORT

- Robust pattern with good stability and handling properties.
- Special zigzag-shaped wide grooves effectively reduce stone trapping.
- Abrasion-resistant rubber compound provides good mileage.



AVAILABLE SIZES

- 215/75R17.5 - T675252
- 235/75R17.5 - T675253
- 215/75R17.5 - T675338
- 235/75R17.5 - T675342

NOKIAN TYRES E-TRUCK STEER 17.5

ALL SIZES

Product code	Size	LI/SS	TL/TT	Rim	Permitted rims	Width (mm)	Diameter (mm)	Loaded static radius (mm)	Rolling circumference (mm)	Pressure (kPa)	Tread depth (mm)	Min. dual spacing (mm)	Rolling resistance	Wet grip	Noise class	Noise (dB)	M+S	Snow grip marking (3PMSF)
T675252	215/75R17.5	126/124M	TL	6.00	6.75	213	761	357	2313	700	11.7	239	C	C	A	70	Yes	Yes
T675338	215/75R17.5	126/124M	TL	6.00	6.75	210	772	358	2363	700	12.5	239	C	B	A	71	Yes	Yes
T675253	235/75R17.5	132/130M	TL	6.75	7.50	238	791	370	2404	775	12.2	262	C	B	A	67	Yes	Yes
T675342	235/75R17.5	132/130M	TL	6.75	7.50	226	795	369	2432	775	12.5	262	C	B	A	71	Yes	Yes

LOAD CAPACITIES

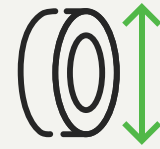
Product code	Size	Fitting	Reference speed km/h	Maximum load capacity per axle (kg) at various cold inflation pressures (kPa)														
				500	525	550	575	600	625	650	675	700	725	750	775			
T675252	215/75R17.5	Single	130	2600	2700	2800	2900	3010	3110	3200	3300	3400						
		Dual	130	4890	5080	5280	5470	5660	5850	6030	6220	6400						
T675338	215/75R17.5	Single	130	2600	2700	2800	2900	3010	3110	3200	3300	3400						
		Dual	130	4890	5080	5280	5470	5660	5850	6030	6220	6400						
T675253	235/75R17.5	Single	130			3040	3150	3260	3370	3470	3580	3690	3790	3900	4000			
		Dual	130			5780	5990	6190	6400	6600	6800	7010	7210	7400	7600			
T675342	235/75R17.5	Single	130			3040	3150	3260	3370	3470	3580	3690	3790	3900	4000			
		Dual	130			5780	5990	6190	6400	6600	6800	7010	7210	7400	7600			

Note! The inflation pressures given in the table are minimum values. It is recommended to use 0.5-1.0 bar higher values to compensate the effect of temperature variation and possible pressure gauge error, but not more than 9.0 bar should be used.

NOKIAN TYRES E-TRUCK STEER 19.5

ALL-SEASON STEER AXLE TIRE - STABILITY FOR LIGHT AND MEDIUM TRANSPORT

- Robust pattern with good stability and handling properties.
- Special zigzag-shaped wide grooves effectively reduce stone trapping.
- Abrasion-resistant rubber compound provides good mileage.



AVAILABLE SIZES

- 265/70R19.5 - T675263
- 285/70R19.5 - T675262
- 265/70R19.5 - T675343
- 285/70R19.5 - T675344

NOKIAN TYRES E-TRUCK STEER 19.5

ALL SIZES

Product code	Size	LI/SS	TL/TT	Rim	Permitted rims	Width (mm)	Diameter (mm)	Loaded static radius (mm)	Rolling circumference (mm)	Pressure (kPa)	Tread depth (mm)	Min. dual spacing (mm)	Rolling resistance	Wet grip	Noise class	Noise (dB)	M+S	Snow grip marking (3PMSF)
T675263	265/70R19.5	140/138M	TL	7.50	6.75, 8.25	252	859	398	2611	775	12.7	295	C	B	A	68	Yes	Yes
T675343	265/70R19.5	140/138M	TL	7.50	6.75, 8.25	260	862	399	2638	775	13	295	C	B	A	71	Yes	Yes
T675262	285/70R19.5	145/143M	TL	8.25	9.00	270	887	409	2696	850	13.1	318	C	C	A	67	Yes	Yes
T675344	285/70R19.5	146/144L	TL	8.25	9.00	278	895	415	2739	900	13.5	318	C	B	A	71	Yes	Yes

LOAD CAPACITIES

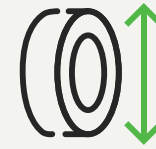
Product code	Size	Fitting	Reference speed km/h	Maximum load capacity per axle (kg) at various cold inflation pressures (kPa)														
				550	575	600	625	650	675	700	725	750	775	800	825	850	875	900
T675263	265/70R19.5	Single	130	3800	3940	4070	4210	4340	4480	4610	4740	4870	5000					
		Dual	130	7170	7430	7690	7950	8200	8450	8700	8950	9200	9440					
T675343	265/70R19.5	Single	130	3800	3940	4070	4210	4340	4480	4610	4740	4870	5000					
		Dual	130	7170	7430	7690	7950	8200	8450	8700	8950	9200	9440					
T675262	285/70R19.5	Single	130			4390	4540	4680	4820	4970	5110	5250	5390	5530	5660	5800		
		Dual	130			8250	8520	8790	9060	9330	9600	9860	10120	10380	10640	10900		
T675344	285/70R19.5	Single	120			4340	4480	4620	4770	4910	5050	5190	5320	5460	5600	5730	5870	6000
		Dual	120			8100	8370	8630	8900	9160	9420	9680	9940	10190	10450	10700	10950	11200

Note! The inflation pressures given in the table are minimum values. It is recommended to use 0.5-1.0 bar higher values to compensate the effect of temperature variation and possible pressure gauge error, but not more than 9.0 bar should be used.

NOKIAN TYRES R-TRUCK STEER

STEER AXLE TIRE – CONTROLLED STEERING FOR ON/OFF-ROAD USE

- Stone ejectors in the main grooves prolong operating life especially on rough surfaces.
- High quality rubber compound for a long service life.
- Low heat build-up means the tire wears evenly and retains its good properties throughout its lifetime.



AVAILABLE SIZES

- 315/80R22.5 - T675238
- 315/80R22.5 - T675331
- 385/65R22.5 - T675239
- 385/65R22.5 - T675260
- 385/65R22.5 - T675313

NOKIAN TYRES R-TRUCK STEER

ALL SIZES

Product code	Size	LI/SS	TL/TT	Rim	Permitted rims	Width (mm)	Diameter (mm)	Loaded static radius (mm)	Rolling circumference (mm)	Pressure (kPa)	Tread depth (mm)	Min. dual spacing (mm)	Rolling resistance	Wet grip	Noise class	Noise (dB)	M+S	Snow grip marking (3PMSF)
T675238	315/80R22.5	156/150K	TL	9.00	9.75	309	1082	503	3289	825	16	351	C	B	A	70	Yes	Yes
T675331	315/80R22.5	156/150K	TL	9.00	9.75	311	1096	508	3282	850	16	351	C	A	A	71	Yes	Yes
T675239	385/65R22.5	160K	TL	11.75	12.25	378	1086	502	3301	900	16		C	B	A	71	Yes	Yes
T675260	385/65R22.5	164K	TL	11.75	12.25	381	1086	502	3301	900	16		C	C	A	70	Yes	Yes
T675313	385/65R22.5	164K	TL	11.75	12.25	386	1073	492	3248	900	16		C	A	B	72	Yes	Yes

LOAD CAPACITIES

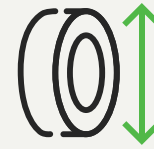
Product code	Size	Fitting	Reference speed km/h	Maximum load capacity per axle (kg) at various cold inflation pressures (kPa)										
				650	675	700	725	750	775	800	825	850	875	900
T675238	315/80R22.5	Single	110	6610	6810	7010	7210	7410	7610	7810	8000			
		Dual	110	11070	11410	11750	12080	12420	12750	13070	13400			
T675331	315/80R22.5	Single	110	6450	6650	6850	7040	7240	7430	7620	7810	8000		
		Dual	110	10810	11140	11470	11800	12120	12450	12770	13080	13400		
T675239	385/65R22.5	Single	110	6940	7150	7360	7570	7780	7990	8190	8390	8600	8800	9000
T675260	385/65R22.5	Single	110	7710	7940	8180	8410	8640	8870	9100	9330	9550	9780	10000
T675313	385/65R22.5	Single	110	7710	7940	8180	8410	8640	8870	9100	9330	9550	9780	10000

Note! The inflation pressures given in the table are minimum values. It is recommended to use 0.5-1.0 bar higher values to compensate the effect of temperature variation and possible pressure gauge error, but not more than 9.0 bar should be used.

NOKIAN TYRES HAKKAPELIITTA TRUCK D

SUPERIOR GRIP AND STABILITY IN THE LONG HAUL

- The deep 3D siping maintains grip even when the tire wears down.
- The patented Twin-Block pattern design ensures superior traction especially on packed snow and icy roads.
- New design with a lower rolling resistance saves fuel and the environment.



AVAILABLE SIZES

- 275/70R22.5 - T675233
- 295/80R22.5 - T675031
- 315/70R22.5 - T675032
- 315/80R22.5 - T675030



NOKIAN TYRES HAKKAPELIITTA TRUCK D

ALL SIZES

Product code	Size	LI/SS	TL/TT	Rim	Permitted rims	Width (mm)	Diameter (mm)	Loaded static radius (mm)	Rolling circumference (mm)	Pressure (kPa)	Tread depth (mm)	Min. dual spacing (mm)	Rolling resistance	Wet grip	Noise class	Noise (dB)	M+S	Snow grip marking (3PMSF)
T675233	275/70R22.5	148/145M	TL	8.25	7.50	276	958	445	2912	900	16	311	D	B	B	75	Yes	Yes
T675031	295/80R22.5	152/148M	TL	9.00	8.25	296	1063	495	3231	850	20	335	D	C	B	74	Yes	Yes
T675032	315/70R22.5	152/148M (154/150L)	TL	9.00	9.75	314	1032	476	3137	850	19.5	351	D	C	A	73	Yes	Yes
T675030	315/80R22.5	154/150M (156/150L)	TL	9.00	9.75	312	1087	504	3304	825	20	351	D	D	B	76	Yes	Yes

LOAD CAPACITIES

Product code	Size	Fitting	Reference speed km/h	Maximum load capacity per axle (kg) at various cold inflation pressures (kPa)										
				650	675	700	725	750	775	800	825	850	875	900
T675233	275/70R22.5	Single	130	4860	5000	5150	5300	5440	5590	5730	5880	6020	6160	6300
		Dual	130	8940	9220	9490	9760	10030	10290	10560	10820	11080	11340	11600
T675031	295/80R22.5	Single	130	5730	5900	6080	6250	6420	6590	6760	6930	7100		
		Dual	130	10170	10480	10790	11090	11400	11700	12000	12300	12600		
T675032	315/70R22.5	Single	120	5780	5960	6130	6310	6480	6650	6830	7000	7160	7330	7500
		Dual	120	10330	10650	10960	11270	11580	11890	12200	12500	12800	13100	13400
		Single	130	5730	5900	6080	6250	6420	6590	6760	6930	7100		
		Dual	130	10170	10480	10790	11090	11400	11700	12000	12300	12600		
T675030	315/80R22.5	Single	120	6450	6650	6850	7040	7240	7430	7620	7810	8000		
		Dual	120	11070	11410	11750	12080	12420	12750	13070	13400			
		Single	130	6200	6390	6580	6760	6950	7130	7320	7500			
		Dual	130	11070	11410	11750	12080	12420	12750	13070	13400			

Note! The inflation pressures given in the table are minimum values. It is recommended to use 0.5-1.0 bar higher values to compensate the effect of temperature variation and possible pressure gauge error, but not more than 9.0 bar should be used.

NOKIAN TYRES HAKKAPELIITTA TRUCK D2

WINTER DRIVE AXLE TIRE – ENHANCED WEAR RESISTANCE AND GRIP ON WINTER ROADS

- Deeper reach, better worn grip and improved stability due to peg siping and open center tread design.
- Patented Twin-Block pattern design to achieve superior stability and traction especially on packed snow and icy roads.
- New generation of Hakkapeliitta Truck D family with better mileage performance.



AVAILABLE SIZES

- 295/80R22.5 - T675320
- 315/80R22.5 - T675321
- 315/70R22.5 - T675301

NOKIAN TYRES HAKKAPELIITTA TRUCK D2

ALL SIZES

Product code	Size	LI/SS	TL/TT	Rim	Permitted rims	Width (mm)	Diameter (mm)	Loaded static radius (mm)	Rolling circumference (mm)	Pressure (kPa)	Tread depth (mm)	Min. dual spacing (mm)	Rolling resistance	Wet grip	Noise class	Noise (dB)	M+S	Snow grip marking (3PMSF)
T675320	295/80R22.5	152/148M (154/150L)	TL	9.00	8.25	305	1060	493	3232	850	19.5	335	D	B	A	73	Yes	Yes
T675301	315/70R22.5	154/150L (152/148M)	TL	9.00	9.75	312	1021	473	3093	900	19	351	D	B	A	73	Yes	Yes
T675321	315/80R22.5	156/150L (154/150M)	TL	9.00	9.75	310	1092	502	3282	850	20	351	D	B	B	75	Yes	Yes

LOAD CAPACITIES

Product code	Size	Fitting	Reference speed km/h	Maximum load capacity per axle (kg) at various cold inflation pressures (kPa)										
				650	675	700	725	750	775	800	825	850	875	900
T675320	295/80R22.5	Single	120	6050	6240	6420	6600	6790	6970	7140	7320	7500		
		Dual	120	10810	11140	11470	11800	12120	12450	12770	13080	13400		
		Single	130	5730	5900	6080	6250	6420	6590	6760	6930	7100		
		Dual	130	10170	10480	10790	11090	11400	11700	12000	12300	12600		
T675301	315/70R22.5	Single	120	5780	5960	6130	6310	6480	6650	6830	7000	7160	7330	7500
		Dual	120	10330	10650	10960	11270	11580	11890	12200	12500	12800	13100	13400
		Single	130	5730	5900	6080	6250	6420	6590	6760	6930	7100		
		Dual	130	10170	10480	10790	11090	11400	11700	12000	12300	12600		
T675321	315/80R22.5	Single	120	6450	6650	6850	7040	7240	7430	7620	7810	8000		
		Dual	120	10810	11140	11470	11800	12120	12450	12770	13080	13400		
		Single	130	6050	6240	6420	6600	6790	6970	7140	7320	7500		
		Dual	130	10810	11140	11470	11800	12120	12450	12770	13080	13400		

NOKIAN TYRES HAKKAPELIITTA TRUCK E2

WINTER DRIVE AXLE TIRE – SUPERIOR TRACTION AND OPTIMIZED PERFORMANCE ON SEVERE WINTER CONDITIONS

- Deeper reach, better grip when worn and improved stability due to peg siping.
- Consistent rigidity and even wear pattern brought by connected block system.
- Increased tire service life enabled by the open center tread design and extra deep-reaching center sipes.



AVAILABLE SIZES

- 275/70R22.5 - T675274
- 275/70R22.5 - T675357
- 295/80R22.5 - T675259
- 295/80R22.5 - T675290
- 295/80R22.5 - T675368
- 315/70R22.5 - T675258
- 315/70R22.5 - T675309
- 315/80R22.5 - T675257
- 315/80R22.5 - T675289



NOKIAN TYRES HAKKAPELIITTA TRUCK E2

ALL SIZES

Product code	Size	LI/SS	TL/TT	Rim	Permitted rims	Width (mm)	Diameter (mm)	Loaded static radius (mm)	Rolling circumference (mm)	Pressure (kPa)	Tread depth (mm)	Min. dual spacing (mm)	Rolling resistance	Wet grip	Noise class	Noise (dB)	M+S	Snow grip marking (3PMSF)
T675274	275/70R22.5	148/145M	TL	8.25	7.50	266	969	450	2945	900	17.5	311	E	C	B	74	Yes	Yes
T675357	275/70R22.5	148/145M	TL	8.25	7.50	275	970	450	2922	900	17.5	311	D	A	B	74	Yes	Yes
T675259	295/80R22.5	152/148M	TL	9.00	9.75	297	1064	495	3224	850	20	335	D	D	B	74	Yes	Yes
T675290	295/80R22.5	152/148M	TL	9.00	9.75	302	1055	492	3184	850	19.5	335	D	C	A	73	Yes	Yes
T675368	295/80R22.5	152/149M	TL	9.00	9.75	302	1055	492	3184	850	19.5	335	D	C	A	73	Yes	Yes
T675258	315/70R22.5	154/150L (152/148M)	TL	9.00	9.75	314	1027	474	3122	900	18.5	351	D	D	B	74	Yes	Yes
T675309	315/70R22.5	154/150L (152/148M)	TL	9.00	9.75	311	1018	471	3093	900	18.5	351	D	A	A	73	Yes	Yes
T675257	315/80R22.5	156/150L (154/150M)	TL	9.00	9.75	314	1089	506	3310	850	19.5	351	D	D	A	73	Yes	Yes
T675289	315/80R22.5	156/150L (154/150M)	TL	9.00	9.75	312	1094	502	3282	850	20	351	D	A	A	73	Yes	Yes

LOAD CAPACITIES

Product code	Size	Fitting	Reference speed km/h	Maximum load capacity per axle (kg) at various cold inflation pressures (kPa)										
				650	675	700	725	750	775	800	825	850	875	900
T675274	275/70R22.5	Single	130	4860	5000	5150	5300	5440	5590	5730	5880	6020	6160	6300
		Dual	130	8940	9220	9490	9760	10030	10290	10560	10820	11080	11340	11600
T675357	275/70R22.5	Single	130	4860	5000	5150	5300	5440	5590	5730	5880	6020	6160	6300
		Dual	130	8940	9220	9490	9760	10030	10290	10560	10820	11080	11340	11600
T675259	295/80R22.5	Single	130	5730	5900	6080	6250	6420	6590	6760	6930	7100		
		Dual	130	10170	10480	10790	11090	11400	11700	12000	12300	12600		
T675290	295/80R22.5	Single	130	5730	5900	6080	6250	6420	6590	6760	6930	7100		
		Dual	130	10170	10480	10790	11090	11400	11700	12000	12300	12600		
T675368	295/80R22.5	Single	130	5730	5900	6080	6250	6420	6590	6760	6930	7100		
		Dual	130	10490	10810	11130	11450	11760	12070	12380	12690	13000		

Product code	Size	Fitting	Reference speed km/h	Maximum load capacity per axle (kg) at various cold inflation pressures (kPa)										
				650	675	700	725	750	775	800	825	850	875	900
T675258	315/70R22.5	Single	120	5780	5960	6130	6310	6480	6650	6830	7000	7160	7330	7500
		Dual	120	10330	10650	10960	11270	11580	11890	12200	12500	12800	13100	13400
		Single	130	5730	5900	6080	6250	6420	6590	6760	6930	7100		
		Dual	130	10170	10480	10790	11090	11400	11700	12000	12300	12600		
T675309	315/70R22.5	Single	120	5780	5960	6130	6310	6480	6650	6830	7000	7160	7330	7500
		Dual	120	10330	10650	10960	11270	11580	11890	12200	12500	12800	13100	13400
		Single	130	5730	5900	6080	6250	6420	6590	6760	6930	7100		
		Dual	130	10170	10480	10790	11090	11400	11700	12000	12300	12600		
T675257	315/80R22.5	Single	120	6450	6650	6850	7040	7240	7430	7620	7810	8000		
		Dual	120	11070	11410	11750	12080	12420	12750	13070	13400			
		Single	130	6200	6390	6580	6760	6950	7130	7320	7500			
		Dual	130	11070	11410	11750	12080	12420	12750	13070	13400			
T675289	315/80R22.5	Single	120	6450	6650	6850	7040	7240	7430	7620	7810	8000		
		Dual	120	10810	11140	11470	11800	12120	12450	12770	13080	13400		

Note! The inflation pressures given in the table are minimum values. It is recommended to use 0.5-1.0 bar higher values to compensate the effect of temperature variation and possible pressure gauge error, but not more than 9.0 bar should be used.

NOKIAN TYRES HAKKA TRUCK DRIVE

ALL-WEATHER DRIVE AXLE TIRE - GRIP FOR REGIONAL TRANSPORT

- Open V-shaped tread design with good self-cleaning.
- Optimized tread pattern staggering ensures even wear pattern.
- Effective siping improves grip in both acceleration and braking.



AVAILABLE SIZES

- 295/60R22.5 - T675250
- 295/80R22.5 - T675034
- 315/60R22.5 - T675251
- 315/70R22.5 - T675036
- 315/70R22.5 - T675303
- 315/80R22.5 - T675035



NOKIAN TYRES HAKKA TRUCK DRIVE

ALL SIZES

Product code	Size	LI/SS	TL/TT	Rim	Permitted rims	Width (mm)	Diameter (mm)	Loaded static radius (mm)	Rolling circumference (mm)	Pressure (kPa)	Tread depth (mm)	Min. dual spacing (mm)	Rolling resistance	Wet grip	Noise class	Noise (dB)	M+S	Snow grip marking (3PMSF)
T675250	295/60R22.5	150/147L	TL	9.00	9.75	299	931	437	2830	900	15	329	D	C	B	76	Yes	Yes
T675034	295/80R22.5	152/148M	TL	9.00	8.25	296	1060	488	3222	850	18.5	335	E	C	B	75	Yes	Yes
T675251	315/60R22.5	152/148L	TL	9.00	9.75	311	963	450	2927	900	15.5	344	C	C	B	76	Yes	Yes
T675036	315/70R22.5	152/148M (154/150L)	TL	9.00	9.75	314	1029	474	3128	850	18	351	D	C	B	75	Yes	Yes
T675303	315/70R22.5	154/150L (152/148M)	TL	9.00	9.75	312	1017	472	3093	900	18	351	D	B	A	72	Yes	Yes
T675035	315/80R22.5	154/150M (156/150L)	TL	9.00	9.75	312	1085	504	3298	825	18.5	351	D	C	B	74	Yes	Yes

LOAD CAPACITIES

Product code	Size	Fitting	Reference speed km/h	Maximum load capacity per axle (kg) at various cold inflation pressures (kPa)										
				650	675	700	725	750	775	800	825	850	875	900
T675250	295/60R22.5	Single	120	5160	5320	5480	5640	5790	5940	6100	6250	6400	6550	6700
		Dual	120	9480	9770	10060	10350	10630	10910	11190	11470	11750	12030	12300
T675034	295/80R22.5	Single	130	5730	5900	6080	6250	6420	6590	6760	6930	7100		
		Dual	130	10170	10480	10790	11090	11400	11700	12000	12300	12600		
T675251	315/60R22.5	Single	120	5470	5640	5810	5970	6140	6300	6460	6620	6780	6940	7100
		Dual	120	9710	10010	10310	10600	10890	11180	11470	11750	12040	12320	12600
T675036	315/70R22.5	Single	120	5780	5960	6130	6310	6480	6650	6830	7000	7160	7330	7500
		Dual	120	10330	10650	10960	11270	11580	11890	12200	12500	12800	13100	13400
		Single	130	5730	5900	6080	6250	6420	6590	6760	6930	7100		
		Dual	130	10170	10480	10790	11090	11400	11700	12000	12300	12600		
T675303	315/70R22.5	Single	120	5780	5960	6130	6310	6480	6650	6830	7000	7160	7330	7500
		Dual	120	10330	10650	10960	11270	11580	11890	12200	12500	12800	13100	13400

Product code	Size	Fitting	Reference speed km/h	Maximum load capacity per axle (kg) at various cold inflation pressures (kPa)										
				650	675	700	725	750	775	800	825	850	875	900
		Single	130	5730	5900	6080	6250	6420	6590	6760	6930	7100		
		Dual	130	10170	10480	10790	11090	11400	11700	12000	12300	12600		
T675035	315/80R22.5	Single	120	6450	6650	6850	7040	7240	7430	7620	7810	8000		
		Dual	120	11070	11410	11750	12080	12420	12750	13070	13400			
		Single	130	6200	6390	6580	6760	6950	7130	7320	7500			
		Dual	130	11070	11410	11750	12080	12420	12750	13070	13400			

Note! The inflation pressures given in the table are minimum values. It is recommended to use 0.5-1.0 bar higher values to compensate the effect of temperature variation and possible pressure gauge error, but not more than 9.0 bar should be used.

NOKIAN TYRES HAKKA TRUCK DRIVE 2

**ALL-WEATHER DRIVE AXLE TIRE –
ENHANCED GRIP AND EVEN WEAR FOR
LONG DISTANCE AND REGIONAL
TRANSPORT**

- New generation of the Hakka Truck range with improved mileage performance and low rolling resistance
- Effective deep self-generating siping improves grip in both acceleration and braking
- Optimized tread pattern staggering ensures even wear pattern



AVAILABLE SIZES

- 295/60R22.5 - T675324
- 315/80R22.5 - T675350
- 315/70R22.5 - T675315



NOKIAN TYRES HAKKA TRUCK DRIVE 2

ALL SIZES

Product code	Size	LI/SS	TL/TT	Rim	Permitted rims	Width (mm)	Diameter (mm)	Loaded static radius (mm)	Rolling circumference (mm)	Pressure (kPa)	Tread depth (mm)	Min. dual spacing (mm)	Rolling resistance	Wet grip	Noise class	Noise (dB)	M+S	Snow grip marking (3PMSF)
T675324	295/60R22.5	150/147L	TL	9.00	9.75	288	926	429	2806	900	17	329	D	A	A	73	Yes	Yes
T675315	315/70R22.5	154/150L	TL	9.00	9.75	311	1018	472	3093	900	18	351	D	A	A	73	Yes	Yes
T675350	315/80R22.5	156/150L (154/150M)	TL	9.00	9.75	314	1092	506	3282	850	18.5	351	D	B	A	73	Yes	Yes

LOAD CAPACITIES

Product code	Size	Fitting	Reference speed km/h	Maximum load capacity per axle (kg) at various cold inflation pressures (kPa)										
				650	675	700	725	750	775	800	825	850	875	900
T675324	295/60R22.5	Single	120	5160	5320	5480	5640	5790	5940	6100	6250	6400	6550	6700
		Dual	120	9480	9770	10060	10350	10630	10910	11190	11470	11750	12030	12300
T675315	315/70R22.5	Single	120	5780	5960	6130	6310	6480	6650	6830	7000	7160	7330	7500
		Dual	120	10330	10650	10960	11270	11580	11890	12200	12500	12800	13100	13400
T675350	315/80R22.5	Single	120	6450	6650	6850	7040	7240	7430	7620	7810	8000		
		Dual	120	10810	11140	11470	11800	12120	12450	12770	13080	13400		
		Single	130	6200	6390	6580	6760	6950	7130	7320	7500			
		Dual	130	11070	11410	11750	12080	12420	12750	13070	13400			

NOKIAN TYRES E-TRUCK DRIVE

ALL-SEASON DRIVE AXLE TIRE -RELIABLE TRACTION AND EVEN WEAR FOR REGIONAL TRANSPORT

- Effective block pattern and open center tread design ensure good traction.
- Even wear pattern for a long, trouble-free service life.
- Low rolling resistance and tire noise for fuel economy and comfort.



AVAILABLE SIZES

- 295/80R22.5 - T675282
- 295/80R22.5 - T675335
- 315/70R22.5 - T675296
- 315/70R22.5 - T675367
- 315/80R22.5 - T675280
- 315/80R22.5 - T675307

NOKIAN TYRES E-TRUCK DRIVE

ALL SIZES

Product code	Size	LI/SS	TL/TT	Rim	Permitted rims	Width (mm)	Diameter (mm)	Loaded static radius (mm)	Rolling circumference (mm)	Pressure (kPa)	Tread depth (mm)	Min. dual spacing (mm)	Rolling resistance	Wet grip	Noise class	Noise (dB)	M+S	Snow grip marking (3PMSF)
T675282	295/80R22.5	152/148M	TL	8.25		297	1054	491	3204	850	17.5	335	D	C	B	75	Yes	Yes
T675335	295/80R22.5	152/148M	TL	8.25		301	1058	492	3238	850	19.5	335	D	B	B	74	Yes	Yes
T675296	315/70R22.5	154/150L	TL	9.00	9.75	308	1022	474	3117	900	19.5	351	D	B	B	74	Yes	Yes
T675367	315/70R22.5	154/150L	TL	9.00	9.75	308	1022	474	3117	900	19.5	351	C	B	B	74	Yes	Yes
T675280	315/80R22.5	154/150M (156/150L)	TL	9.00	9.75	314	1076	502	3286	825	17.5	351	D	C	B	76	Yes	Yes
T675307	315/80R22.5	156/150L	TL	9.00	9.75	314	1089	505	3333	850	19.5	351	C	B	B	74	Yes	Yes

LOAD CAPACITIES

Product code	Size	Fitting	Reference speed km/h	Maximum load capacity per axle (kg) at various cold inflation pressures (kPa)										
				650	675	700	725	750	775	800	825	850	875	900
T675282	295/80R22.5	Single	130	5730	5900	6080	6250	6420	6590	6760	6930	7100		
		Dual	130	10170	10480	10790	11090	11400	11700	12000	12300	12600		
T675335	295/80R22.5	Single	130	5730	5900	6080	6250	6420	6590	6760	6930	7100		
		Dual	130	10170	10480	10790	11090	11400	11700	12000	12300	12600		
T675296	315/70R22.5	Single	120	5780	5960	6130	6310	6480	6650	6830	7000	7160	7330	7500
		Dual	120	10330	10650	10960	11270	11580	11890	12200	12500	12800	13100	13400
T675367	315/70R22.5	Single	120	5780	5960	6130	6310	6480	6650	6830	7000	7160	7330	7500
		Dual	120	10330	10650	10960	11270	11580	11890	12200	12500	12800	13100	13400
T675280	315/80R22.5	Single	120	6450	6650	6850	7040	7240	7430	7620	7810	8000		
		Dual	120	11070	11410	11750	12080	12420	12750	13070	13400			
		Single	130	6200	6390	6580	6760	6950	7130	7320	7500			
		Dual	130	11070	11410	11750	12080	12420	12750	13070	13400			

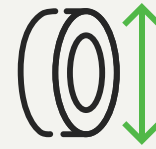
Product code	Size	Fitting	Reference speed km/h	Maximum load capacity per axle (kg) at various cold inflation pressures (kPa)										
				650	675	700	725	750	775	800	825	850	875	900
T675307	315/80R22.5	Single	120	6450	6650	6850	7040	7240	7430	7620	7810	8000		
		Dual	120	10810	11140	11470	11800	12120	12450	12770	13080	13400		

Note! The inflation pressures given in the table are minimum values. It is recommended to use 0.5-1.0 bar higher values to compensate the effect of temperature variation and possible pressure gauge error, but not more than 9.0 bar should be used.

NOKIAN TYRES E-TRUCK DRIVE 17.5

ALL-SEASON DRIVE AXLE TIRE - DURABILITY FOR LIGHT AND MEDIUM TRANSPORT

- Open block design with semi-open shoulder design improves the grip in all weather conditions.
- Optimized tread block staggering enables even wear shape and a long tire life.
- Abrasion-resistant rubber compound provides good mileage.



AVAILABLE SIZES

- 215/75R17.5 - T675255
- 235/75R17.5 - T675256
- 215/75R17.5 - T675337
- 235/75R17.5 - T675339

NOKIAN TYRES E-TRUCK DRIVE 17.5

ALL SIZES

Product code	Size	LI/SS	TL/TT	Rim	Permitted rims	Width (mm)	Diameter (mm)	Loaded static radius (mm)	Rolling circumference (mm)	Pressure (kPa)	Tread depth (mm)	Min. dual spacing (mm)	Rolling resistance	Wet grip	Noise class	Noise (dB)	M+S	Snow grip marking (3PMSF)
T675255	215/75R17.5	126/124M	TL	6.00	6.75	213	763	358	2319	700	13.4	239	D	D	A	72	Yes	Yes
T675337	215/75R17.5	126/124M	TL	6.00	6.75	208	774	360	2368	700	14.5	239	D	B	B	74	Yes	Yes
T675256	235/75R17.5	132/130M	TL	6.75	7.50	238	791	370	2404	775	13.8	262	D	C	A	72	Yes	Yes
T675339	235/75R17.5	132/130M	TL	6.75	7.50	229	799	372	2446	775	14.5	262	D	B	B	74	Yes	Yes

LOAD CAPACITIES

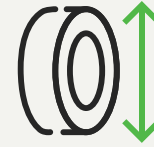
Product code	Size	Fitting	Reference speed km/h	Maximum load capacity per axle (kg) at various cold inflation pressures (kPa)														
				500	525	550	575	600	625	650	675	700	725	750	775			
T675255	215/75R17.5	Single	130	2600	2700	2800	2900	3010	3110	3200	3300	3400						
		Dual	130	4890	5080	5280	5470	5660	5850	6030	6220	6400						
T675337	215/75R17.5	Single	130	2600	2700	2800	2900	3010	3110	3200	3300	3400						
		Dual	130	4890	5080	5280	5470	5660	5850	6030	6220	6400						
T675256	235/75R17.5	Single	130			3040	3150	3260	3370	3470	3580	3690	3790	3900	4000			
		Dual	130			5780	5990	6190	6400	6600	6800	7010	7210	7400	7600			
T675339	235/75R17.5	Single	130			3040	3150	3260	3370	3470	3580	3690	3790	3900	4000			
		Dual	130			5780	5990	6190	6400	6600	6800	7010	7210	7400	7600			

Note! The inflation pressures given in the table are minimum values. It is recommended to use 0.5-1.0 bar higher values to compensate the effect of temperature variation and possible pressure gauge error, but not more than 9.0 bar should be used.

NOKIAN TYRES E-TRUCK DRIVE 19.5

ALL-SEASON DRIVE AXLE TIRE - DURABILITY FOR LIGHT AND MEDIUM TRANSPORT

- Open block design with semi-open shoulder design improves the grip in all weather conditions.
- Optimized tread block staggering enables even wear shape and long tire life.
- Abrasion-resistant rubber compound provides good mileage.



AVAILABLE SIZES

- 265/70R19.5 - T675265
- 285/70R19.5 - T675264
- 265/70R19.5 - T675340
- 285/70R19.5 - T675341

NOKIAN TYRES E-TRUCK DRIVE 19.5

ALL SIZES

Product code	Size	LI/SS	TL/TT	Rim	Permitted rims	Width (mm)	Diameter (mm)	Loaded static radius (mm)	Rolling circumference (mm)	Pressure (kPa)	Tread depth (mm)	Min. dual spacing (mm)	Rolling resistance	Wet grip	Noise class	Noise (dB)	M+S	Snow grip marking (3PMSF)
T675265	265/70R19.5	140/138M	TL	7.50	6.75, 8.25	252	865	400	2629	775	15	295	D	C	A	72	Yes	Yes
T675340	265/70R19.5	140/138M	TL	7.50	6.75, 8.25	260	866	401	2651	775	15	295	C	B	B	74	Yes	Yes
T675264	285/70R19.5	145/143M	TL	8.25	9.00	270	889	410	2702	850	14.3	318	C	C	A	73	Yes	Yes
T675341	285/70R19.5	146/144L	TL	8.25	9.00	279	898	416	2748	900	15	318	C	B	B	74	Yes	Yes

LOAD CAPACITIES

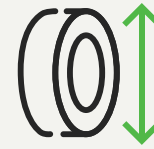
Product code	Size	Fitting	Reference speed km/h	Maximum load capacity per axle (kg) at various cold inflation pressures (kPa)														
				550	575	600	625	650	675	700	725	750	775	800	825	850	875	900
T675265	265/70R19.5	Single	130	3800	3940	4070	4210	4340	4480	4610	4740	4870	5000					
		Dual	130	7170	7430	7690	7950	8200	8450	8700	8950	9200	9440					
T675340	265/70R19.5	Single	130	3800	3940	4070	4210	4340	4480	4610	4740	4870	5000					
		Dual	130	7170	7430	7690	7950	8200	8450	8700	8950	9200	9440					
T675264	285/70R19.5	Single	130			4390	4540	4680	4820	4970	5110	5250	5390	5530	5660	5800		
		Dual	130			8250	8520	8790	9060	9330	9600	9860	10120	10380	10640	10900		
T675341	285/70R19.5	Single	120			4340	4480	4620	4770	4910	5050	5190	5320	5460	5600	5730	5870	6000
		Dual	120			8100	8370	8630	8900	9160	9420	9680	9940	10190	10450	10700	10950	11200

Note! The inflation pressures given in the table are minimum values. It is recommended to use 0.5-1.0 bar higher values to compensate the effect of temperature variation and possible pressure gauge error, but not more than 9.0 bar should be used.

NOKIAN TYRES R-TRUCK DRIVE

DRIVE AXLE TIRE - DURABILITY FOR DEMANDING ON/OFF-ROAD USE

- Open tread pattern ensures good self-cleaning and grip in changing driving conditions.
- High quality rubber compound for a long service life.
- Low heat build-up means the tire wears evenly and retains its good properties throughout its lifetime.



AVAILABLE SIZES

- 315/80R22.5 - T675235
- 315/80R22.5 - T675312

NOKIAN TYRES R-TRUCK DRIVE

ALL SIZES

Product code	Size	LI/SS	TL/TT	Rim	Permitted rims	Width (mm)	Diameter (mm)	Loaded static radius (mm)	Rolling circumference (mm)	Pressure (kPa)	Tread depth (mm)	Min. dual spacing (mm)	Rolling resistance	Wet grip	Noise class	Noise (dB)	M+S	Snow grip marking (3PMSF)
T675235	315/80R22.5	156/150K	TL	9.00	9.75	312	1076	500	3271	825	21	351	D	C	B	75	Yes	Yes
T675312	315/80R22.5	156/150K	TL	9.00	9.75	311	1096	508	3282	850	21.5	351	D	B	B	75	Yes	Yes

LOAD CAPACITIES

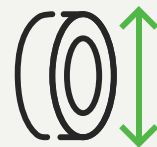
Product code	Size	Fitting	Reference speed km/h	Maximum load capacity per axle (kg) at various cold inflation pressures (kPa)								
				650	675	700	725	750	775	800	825	850
T675235	315/80R22.5	Single	110	6610	6810	7010	7210	7410	7610	7810	8000	
		Dual	110	11070	11410	11750	12080	12420	12750	13070	13400	
T675312	315/80R22.5	Single	110	6450	6650	6850	7040	7240	7430	7620	7810	8000
		Dual	110	10810	11140	11470	11800	12120	12450	12770	13080	13400

Note! The inflation pressures given in the table are minimum values. It is recommended to use 0.5-1.0 bar higher values to compensate the effect of temperature variation and possible pressure gauge error, but not more than 9.0 bar should be used.

NOKIAN TYRES HAKKAPELIITTA TRUCK T

WINTER TRAILER TIRE - STABLE
PERFORMANCE AND SECURE TRACTION
ON SNOW AND ICE

- Wide zigzag-shape grooves improve self-cleaning and grip on snow.
- Strong shoulders resist wear even in tight cornering.
- Marked stud locations for effective studding.



AVAILABLE SIZES

- 265/70R19.5 - T675232
- 265/70R19.5 - T675358

NOKIAN TYRES HAKKAPELIITTA TRUCK T

ALL SIZES

Product code	Size	LI/SS	TL/TT	Rim	Permitted rims	Width (mm)	Diameter (mm)	Loaded static radius (mm)	Rolling circumference (mm)	Pressure (kPa)	Tread depth (mm)	Min. dual spacing (mm)	Rolling resistance	Wet grip	Noise class	Noise (dB)	M+S	Snow grip marking (3PMSF)
T675232	265/70R19.5	143/141J	TL	7.50	6.75, 8.25	262	867	406	2635	850	14.5	295	D	C	B	72	Yes	Yes
T675358	265/70R19.5	143/141J	TL	7.50	6.75, 8.25	259	870	403	2601	900	14.5	295	D	C	A	71	Yes	Yes

LOAD CAPACITIES

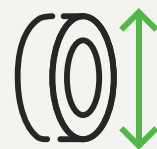
Product code	Size	Fitting	Reference speed km/h	Maximum load capacity per axle (kg) at various cold inflation pressures (kPa)										
				650	675	700	725	750	775	800	825	850	875	900
T675232	265/70R19.5	Single	100	4400	4530	4670	4800	4930	5060	5190	5320	5450		
		Dual	100	8310	8570	8820	9070	9320	9570	9810	10060	10300		
T675358	265/70R19.5	Single	100	4200	4330	4460	4580	4710	4840	4960	5080	5210	5330	5450
		Dual	100	7940	8180	8420	8660	8900	9140	9370	9610	9840	10070	10300

Note! The inflation pressures given in the table are minimum values. It is recommended to use 0.5-1.0 bar higher values to compensate the effect of temperature variation and possible pressure gauge error, but not more than 9.0 bar should be used.

NOKIAN TYRES HAKKA TRUCK 844+

STURDY TIRE FOR ALL SEASONS

- Belt structure ensures even wear and excellent mileage.
- The Spiral Sipe System maintains tire properties even when worn.
- Stone ejectors in the main grooves reduce stone trapping.



AVAILABLE SIZES

- 275/70R22.5 - T675215

NOKIAN TYRES HAKKA TRUCK 844+

ALL SIZES

Product code	Size	LI/SS	TL/TT	Rim	Permitted rims	Width (mm)	Diameter (mm)	Loaded static radius (mm)	Rolling circumference (mm)	Pressure (kPa)	Tread depth (mm)	Min. dual spacing (mm)	Rolling resistance	Wet grip	Noise class	Noise (dB)	M+S	Snow grip marking (3PMSF)
T675215	275/70R22.5	148/145L	TL	8.25	7.50	272	964	448	2930	900	14.5	311	C	B	A	67	Yes	Yes

LOAD CAPACITIES

Product code	Size	Fitting	Reference speed km/h	Maximum load capacity per axle (kg) at various cold inflation pressures (kPa)										
				650	675	700	725	750	775	800	825	850	875	900
T675215	275/70R22.5	Single	120	4860	5000	5150	5300	5440	5590	5730	5880	6020	6160	6300
		Dual	120	8940	9220	9490	9760	10030	10290	10560	10820	11080	11340	11600

Note! The inflation pressures given in the table are minimum values. It is recommended to use 0.5-1.0 bar higher values to compensate the effect of temperature variation and possible pressure gauge error, but not more than 9.0 bar should be used.

NOKIAN TYRES HAKKA TRUCK TRAILER

ALL-WEATHER TRAILER TIRE – MILEAGE AND STABILITY FOR REGIONAL TRANSPORT

- New tread compound and tire construction for higher mileage and lower rolling resistance.
- Sturdy 5-rib open groove tread pattern with its dense, deep interlocking sipes ensures better grip.
- The wide shoulder design for improved stability and lateral grip as well as protection against lateral scrubbing.



AVAILABLE SIZES

- 265/70R19.5 - T675268
- 275/70R22.5 - T675273
- 385/55R22.5 - T675267
- 385/55R22.5 - T675304
- 385/65R22.5 - T675266



NOKIAN TYRES HAKKA TRUCK TRAILER

ALL SIZES

Product code	Size	LI/SS	TL/TT	Rim	Permitted rims	Width (mm)	Diameter (mm)	Loaded static radius (mm)	Rolling circumference (mm)	Pressure (kPa)	Tread depth (mm)	Min. dual spacing (mm)	Rolling resistance	Wet grip	Noise class	Noise (dB)	M+S	Snow grip marking (3PMSF)
T675268	265/70R19.5	143/141J	TL	7.50	6.75, 8.25	252	871	403	2648	850	14	295	C	C	A	71	Yes	Yes
T675273	275/70R22.5	148/145L	TL	8.25	7.50	273	969	450	2945	900	14.5	311	D	C	A	68	Yes	Yes
T675267	385/55R22.5	160K (158L)	TL	11.75	12.25	381	1003	467	3049	900	15		B	C	A	69	Yes	Yes
T675304	385/55R22.5	160K	TL	11.75	12.25	379	992	456	3018	900	15		C	B	A	71	Yes	Yes
T675266	385/65R22.5	160K (158L)	TL	11.75	12.25	380	1084	501	3295	900	15.5		B	C	A	67	Yes	Yes

LOAD CAPACITIES

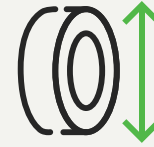
Product code	Size	Fitting	Reference speed	Maximum load capacity per axle (kg) at various cold inflation pressures (kPa)										
				km/h	650	675	700	725	750	775	800	825	850	875
T675268	265/70R19.5	Single	100	4400	4530	4670	4800	4930	5060	5190	5320	5450		
		Dual	100	8310	8570	8820	9070	9320	9570	9810	10060	10300		
T675273	275/70R22.5	Single	120	4860	5000	5150	5300	5440	5590	5730	5880	6020	6160	6300
		Dual	120	8940	9220	9490	9760	10030	10290	10560	10820	11080	11340	11600
T675267	385/55R22.5	Single	110	6940	7150	7360	7570	7780	7990	8190	8390	8600	8800	9000
		Single	120	6860	7070	7280	7480	7690	7890	8100	8300	8500		
T675304	385/55R22.5	Single	110	6940	7150	7360	7570	7780	7990	8190	8390	8600	8800	9000
T675266	385/65R22.5	Single	110	6940	7150	7360	7570	7780	7990	8190	8390	8600	8800	9000
		Single	120	6860	7070	7280	7480	7690	7890	8100	8300	8500		

Note! The inflation pressures given in the table are minimum values. It is recommended to use 0.5-1.0 bar higher values to compensate the effect of temperature variation and possible pressure gauge error, but not more than 9.0 bar should be used.

NOKIAN TYRES HAKKA TRUCK TRAILER 2

**ALL-WEATHER TRAILER TIRE –
IMPROVED MILEAGE AND STABILITY FOR
LONG DISTANCE AND REGIONAL
TRANSPORT**

- New generation of the Hakka Truck range with improved mileage performance and low rolling resistance
- Sturdy tread pattern and deep tread with effective transverse sipes for better grip
- Wide shoulder design for improved stability and lateral grip as well as protection against lateral scrubbing



AVAILABLE SIZES

- 265/70R19.5 - T675352
- 275/70R22.5 - T675353
- 435/50R19.5 - T675326
- 385/55R22.5 - T675317
- 445/45R19.5 - T675359
- 385/65R22.5 - T675351



2026-05-25

NOKAIN TYRES HAKKA TRUCK TRAILER 2

ALL SIZES

Product code	Size	LI/SS	TL/TT	Rim	Permitted rims	Width (mm)	Diameter (mm)	Loaded static radius (mm)	Rolling circumference (mm)	Pressure (kPa)	Tread depth (mm)	Min. dual spacing (mm)	Rolling resistance	Wet grip	Noise class	Noise (dB)	M+S	Snow grip marking (3PMSF)
T675352	265/70R19.5	143/141J	TL	7.50	6.75, 8.25	260	871	404	2601	850	14.5	295	C	A	A	71	Yes	Yes
T675326	435/50R19.5	164J	TL	14.00	15.00	429	925	419	2821	900	13		C	A	A	71	Yes	Yes
T675359	445/45R19.5	164J	TL	14.00	15.00	438	898	407	2712	900	13		C	A	B	72	Yes	Yes
T675353	275/70R22.5	148/145L	TL	8.25	7.50	274	964	448	2922	900	14.5	311	C	A	A	70	Yes	Yes
T675317	385/55R22.5	160K	TL	11.75	12.25	379	992	456	3018	900	15		B	A	A	70	Yes	Yes
T675351	385/65R22.5	164K	TL	11.75	12.25	387	1073	495	3248	900	15.5		B	A	A	71	Yes	Yes

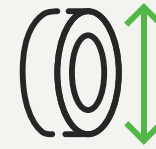
LOAD CAPACITIES

Product code	Size	Fitting	Reference speed km/h	Maximum load capacity per axle (kg) at various cold inflation pressures (kPa)										
				650	675	700	725	750	775	800	825	850	875	900
T675352	265/70R19.5	Single	100	4400	4530	4670	4800	4930	5060	5190	5320	5450		
		Dual	100	8310	8570	8820	9070	9320	9570	9810	10060	10300		
T675326	435/50R19.5	Single	100	7710	7940	8180	8410	8640	8870	9100	9330	9550	9780	10000
T675359	445/45R19.5	Single	100	7710	7940	8180	8410	8640	8870	9100	9330	9550	9780	10000
T675353	275/70R22.5	Single	120	4860	5000	5150	5300	5440	5590	5730	5880	6020	6160	6300
		Dual	120	8940	9220	9490	9760	10030	10290	10560	10820	11080	11340	11600
T675317	385/55R22.5	Single	110	6940	7150	7360	7570	7780	7990	8190	8390	8600	8800	9000
T675351	385/65R22.5	Single	110	7710	7940	8180	8410	8640	8870	9100	9330	9550	9780	10000

NOKIAN TYRES E-TRUCK TRAILER

ALL-SEASON TRAILER TIRE – STABILITY AND GRIP FOR REGIONAL TRANSPORT

- New zigzag-shaped grooves improve stability.
- Groove design reduces stone trapping, resulting in longer tire life.
- Good grip on main road use.



AVAILABLE SIZES

- 215/75R17.5 - T675254
- 215/75R17.5 - T675334
- 235/75R17.5 - T675245
- 235/75R17.5 - T675327
- 245/70R17.5 - T675246
- 245/70R17.5 - T675328
- 265/70R19.5 - T675244
- 265/70R19.5 - T675329
- 385/55R22.5 - T675270
- 385/55R22.5 - T675306
- 385/65R22.5 - T675217
- 385/65R22.5 - T675275
- 385/65R22.5 - T675283
- 385/65R22.5 - T675305

NOKIAN TYRES E-TRUCK TRAILER

ALL SIZES

Product code	Size	LI/SS	TL/TT	Rim	Permitted rims	Width (mm)	Diameter (mm)	Loaded static radius (mm)	Rolling circumference (mm)	Pressure (kPa)	Tread depth (mm)	Min. dual spacing (mm)	Rolling resistance	Wet grip	Noise class	Noise (dB)	M+S	Snow grip marking (3PMSF)
T675254	215/75R17.5	135/133J	TL	6.00	6.75	212	776	363	2359	850	12	239	D	B	A	69	Yes	Yes
T675334	215/75R17.5	135/133J	TL	6.00	6.75	210	772	355	2361	850	12	239	C	B	A	69	Yes	Yes
T675245	235/75R17.5	143/141J	TL	6.75	7.50	238	805	375	2447	875	13	262	C	A	A	69	Yes	Yes
T675327	235/75R17.5	143/141J	TL	6.75	7.50	228	795	363	2433	900	13	262	C	B	A	69	Yes	Yes
T675246	245/70R17.5	143/141J (146/146F)	TL	7.50	6.75	244	797	368	2423	875	13	279	D	A	A	71	Yes	Yes
T675328	245/70R17.5	143/141J (146/146F)	TL	7.50	6.75	243	792	363	2424	900	13	279	C	B	A	69	Yes	Yes
T675244	265/70R19.5	143/141J	TL	7.50	6.75, 8.25	250	871	404	2648	850	13.5	295	D	A	A	71	Yes	Yes
T675329	265/70R19.5	143/141J	TL	7.50	6.75, 8.25	261	865	400	2646	850	14	295	C	B	A	69	Yes	Yes
T675270	385/55R22.5	160K (158L)	TL	11.75	12.25	381	1003	467	3049	900	14		C	B	A	69	Yes	Yes
T675306	385/55R22.5	160K	TL	11.75	12.25	377	994	457	3040	900	14.5		B	B	A	70	Yes	Yes
T675217	385/65R22.5	160K (158L)	TL	11.75	12.25	378	1080	499	3283	900	15.5		C	B	A	70	Yes	Yes
T675275	385/65R22.5	164K	TL	11.75	12.25	381	1080	499	3283	900	15.5		C	B	A	68	Yes	Yes
T675283	385/65R22.5	160K (158L)	TL	11.75	12.25	378	1080	499	3283	900	15.5		C	B	A	68	Yes	Yes
T675305	385/65R22.5	164K	TL	11.75	12.25	378	1073	494	3282	900	15		B	B	A	69	Yes	Yes

LOAD CAPACITIES

Product code	Size	Fitting	Reference speed km/h	Maximum load capacity per axle (kg) at various cold inflation pressures (kPa)										
				650	675	700	725	750	775	800	825	850	875	900
T675254	215/75R17.5	Single	100	3520	3630	3730	3840	3940	4050	4150	4260	4360		
		Dual	100	6650	6850	7050	7260	7450	7650	7850	8050	8240		
T675334	215/75R17.5	Single	100	3520	3630	3730	3840	3940	4050	4150	4260	4360		
		Dual	100	6650	6850	7050	7260	7450	7650	7850	8050	8240		
T675245	235/75R17.5	Single	100	4300	4430	4560	4690	4820	4950	5070	5200	5330	5450	
		Dual	100	8120	8370	8620	8860	9100	9350	9590	9830	10060	10300	

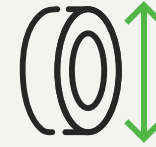
Product code	Size	Fitting	Reference speed km/h	Maximum load capacity per axle (kg) at various cold inflation pressures (kPa)										
				650	675	700	725	750	775	800	825	850	875	900
T675327	235/75R17.5	Single	100	4200	4330	4460	4580	4710	4840	4960	5080	5210	5330	5450
		Dual	100	7940	8180	8420	8660	8900	9140	9370	9610	9840	10070	10300
T675246	245/70R17.5	Single	80	4620	4770	4910	5050	5190	5320	5460	5600	5730	5870	6000
		Dual	80	9250	9530	9810	10090	10370	10650	10920	11190	11460	11730	12000
		Single	100	4300	4430	4560	4690	4820	4950	5070	5200	5330	5450	
		Dual	100	8120	8370	8620	8860	9100	9350	9590	9830	10060	10300	
T675328	245/70R17.5	Single	80	4620	4770	4910	5050	5190	5320	5460	5600	5730	5870	6000
		Dual	80	9250	9530	9810	10090	10370	10650	10920	11190	11460	11730	12000
		Single	100	4200	4330	4460	4580	4710	4840	4960	5080	5210	5330	5450
		Dual	100	7940	8180	8420	8660	8900	9140	9370	9610	9840	10070	10300
T675244	265/70R19.5	Single	100	4400	4530	4670	4800	4930	5060	5190	5320	5450		
		Dual	100	8310	8570	8820	9070	9320	9570	9810	10060	10300		
T675329	265/70R19.5	Single	100	4400	4530	4670	4800	4930	5060	5190	5320	5450		
		Dual	100	8310	8570	8820	9070	9320	9570	9810	10060	10300		
T675270	385/55R22.5	Single	110	6940	7150	7360	7570	7780	7990	8190	8390	8600	8800	9000
		Single	120	6860	7070	7280	7480	7690	7890	8100	8300	8500		
T675306	385/55R22.5	Single	110	6940	7150	7360	7570	7780	7990	8190	8390	8600	8800	9000
T675217	385/65R22.5	Single	110	6940	7150	7360	7570	7780	7990	8190	8390	8600	8800	9000
		Single	120	6860	7070	7280	7480	7690	7890	8100	8300	8500		
T675275	385/65R22.5	Single	110	7710	7940	8180	8410	8640	8870	9100	9330	9550	9780	10000
T675283	385/65R22.5	Single	110	6940	7150	7360	7570	7780	7990	8190	8390	8600	8800	9000
		Single	120	6860	7070	7280	7480	7690	7890	8100	8300	8500		
T675305	385/65R22.5	Single	110	7710	7940	8180	8410	8640	8870	9100	9330	9550	9780	10000

Note! The inflation pressures given in the table are minimum values. It is recommended to use 0.5-1.0 bar higher values to compensate the effect of temperature variation and possible pressure gauge error, but not more than 9.0 bar should be used.

NOKIAN TYRES R-TRUCK TRAILER

TRAILER TIRE – RELIABLE PERFORMANCE ON VARIABLE SURFACES FOR ON/OFF-ROAD USE

- Robust design ensures excellent mileage in addition to resistance to damage.
- Special rubber compound and low heat build-up means that tire wears evenly and retains its good properties throughout its lifetime.
- Strong shoulders withstand tight cornering and the staggered tread pattern wears evenly.



AVAILABLE SIZES

- 265/70R19.5 - T675242
- 265/70R19.5 - T675295
- 285/70R19.5 - T675269
- 285/70R19.5 - T675360
- 275/70R22.5 - T675243
- 275/70R22.5 - T675345
- 385/65R22.5 - T675234
- 385/65R22.5 - T675314

NOKIAN TYRES R-TRUCK TRAILER

ALL SIZES

Product code	Size	LI/SS	TL/TT	Rim	Permitted rims	Width (mm)	Diameter (mm)	Loaded static radius (mm)	Rolling circumference (mm)	Pressure (kPa)	Tread depth (mm)	Min. dual spacing (mm)	Rolling resistance	Wet grip	Noise class	Noise (dB)	M+S	Snow grip marking (3PMSF)
T675242	265/70R19.5	143/141J	TL	7.50	6.75, 8.25	252	877	405	2666	850	15	295	E	B	B	73	Yes	Yes
T675295	265/70R19.5	143/141J	TL	7.50	6.75, 8.25	259	872	403	2601	900	15	295	D	A	A	71	Yes	Yes
T675269	285/70R19.5	150/148J	TL	8.25	9.00	266	895	413	2720	900	14.5	318	D	B	B	72	Yes	Yes
T675360	285/70R19.5	150/148J	TL	8.25	9.00	279	894	410	2703	900	14.5	318	D	A	B	72	Yes	Yes
T675243	275/70R22.5	148/145K	TL	8.25	7.50	273	972	451	2955	900	16	311	D	B	B	74	Yes	Yes
T675345	275/70R22.5	148/145K	TL	8.25	7.50	275	975	448	2922	900	16	311	D	A	A	71	Yes	Yes
T675234	385/65R22.5	160K	TL	11.75	12.25	389	1072	496	3258	900	15		C	B	B	74	Yes	Yes
T675314	385/65R22.5	164K	TL	11.75	12.25	385	1071	491	3248	900	15		C	A	B	73	Yes	Yes

LOAD CAPACITIES

Product code	Size	Fitting	Reference speed km/h	Maximum load capacity per axle (kg) at various cold inflation pressures (kPa)										
				650	675	700	725	750	775	800	825	850	875	900
T675242	265/70R19.5	Single	100	4400	4530	4670	4800	4930	5060	5190	5320	5450		
		Dual	100	8310	8570	8820	9070	9320	9570	9810	10060	10300		
T675295	265/70R19.5	Single	100	4200	4330	4460	4580	4710	4840	4960	5080	5210	5330	5450
		Dual	100	7940	8180	8420	8660	8900	9140	9370	9610	9840	10070	10300
T675269	285/70R19.5	Single	100	5160	5320	5480	5640	5790	5940	6100	6250	6400	6550	6700
		Dual	100	9710	10010	10310	10600	10890	11180	11470	11750	12040	12320	12600
T675360	285/70R19.5	Single	100	5160	5320	5480	5640	5790	5940	6100	6250	6400	6550	6700
		Dual	100	9710	10010	10310	10600	10890	11180	11470	11750	12040	12320	12600
T675243	275/70R22.5	Single	110	4860	5000	5150	5300	5440	5590	5730	5880	6020	6160	6300
		Dual	110	8940	9220	9490	9760	10030	10290	10560	10820	11080	11340	11600
T675345	275/70R22.5	Single	110	4860	5000	5150	5300	5440	5590	5730	5880	6020	6160	6300

Product code	Size	Fitting	Reference speed km/h	Maximum load capacity per axle (kg) at various cold inflation pressures (kPa)										
				650	675	700	725	750	775	800	825	850	875	900
		Dual	110	8940	9220	9490	9760	10030	10290	10560	10820	11080	11340	11600
T675234	385/65R22.5	Single	110	6940	7150	7360	7570	7780	7990	8190	8390	8600	8800	9000
T675314	385/65R22.5	Single	110	7710	7940	8180	8410	8640	8870	9100	9330	9550	9780	10000

Note! The inflation pressures given in the table are minimum values. It is recommended to use 0.5-1.0 bar higher values to compensate the effect of temperature variation and possible pressure gauge error, but not more than 9.0 bar should be used.